



Telecom Regulatory Authority of India

The Indian Telecom Services Performance Indicators July - September, 2015

New Delhi, India
16th February, 2016

Mahanagar Doorsanchar Bhawan,
Jawahar Lal Nehru Marg, New Delhi-110002
Tel: +91-11- 23230752, Fax: +91-11- 23236650
Website: www.trai.gov.in

Disclaimer

The Information and Statistics contained in this report are derived from variety of sources, but are mainly reliant on data obtained from Service Providers. This report does not constitute commercial or other advice. No warranty, representation or undertaking of any kind, express or implied, is given in relation to the information and statistics contained in this report.

Table of Contents

Snapshot	i
Trends at a Glance	xii
Introduction	xiv
Chapter 1 : Subscription Data	1
Section A : Access Service - An Overview.....	2
Section B : Wireless Service	10
Section C : Wireline Service	19
Section D : Internet Service.....	28
Section E : Other Value Added Services - PMRTS & VSAT	38
Chapter 2 : Revenue and Usage	41
Section A: GSM Service.....	42
Section B: CDMA - Full Mobility Service.....	50
Chapter 3 : Financial Data of Telecom Service Sector	57
Chapter 4 : Quality of Service (QoS)	61
Section A: Quality of Service Performance of Wireless Service Providers.....	62
Section B: Quality of Service Performance of Wireline Service Providers.....	74
Section C: Quality of Service Performance of Broadband Service	77
Chapter 5 : Performance of Cable TV, DTH and Radio Broadcasting Services..	82
Annexures	85
Annexure 1.1: Licensed Cellular (GSM & CDMA) Service Providers	86
Annexure 1.2: Wireless Subscriber Base.....	87
Annexure 1.3: Wireline Subscriber Base	90
Annexure 1.4: Service Area and Operator wise details of PCOs	91
Annexure 1.5: Service Provider wise details of Village Public Telephones.....	95
Annexure 1.6: Internet Service Provider(ISP) wise Internet Subscriber base.....	97
Annexure 1.7: List of Service Providers which reported IP Telephony Minutes	102
Annexure 1.8: Service Area wise PMRTS subscriber Base	105
Annexure 2.1: GSM Service - Service Area wise Statistics	107
Annexure 2.2: CDMA Full Mobility Service - Service Area wise Statistics.....	108
Annexure 4.1: Performance of QoS Parameters for Cellular Mobile 2G Service	109
Annexure 4.2: Performance of QoS Parameters for Cellular Mobile 3G Service	115
Annexure 4.3: Performance of QoS Parameters for Basic (Wire-line) Service ..	118
Annexure 4.4: Quality of Service Performance of Broadband Service	121
Annexure 5.1: List of Multi System Operators (MSOs) who have been granted <i>permanent</i> registration (for 10 years) by MIB to operate in Digital Addressable System (DAS).....	123
Annexure 5.2: List of Multi System Operators (MSOs) who have been granted <i>provisional</i> registration (for 10 years) by MIB to operate in Digital Addressable System (DAS).....	157
Annexure 5.3: List of Pay Channels as reported to TRAI.....	174
Annexure 5.4: List of operational private FM Radio Stations in India	181
Annexure 5.5: List of Pay DTH Operators	184
Annexure 5.6: List of permitted teleports as available on the website of MIB .	185
Index of Tables & Charts	190

Snapshot

(Data As on 30th September, 2015)

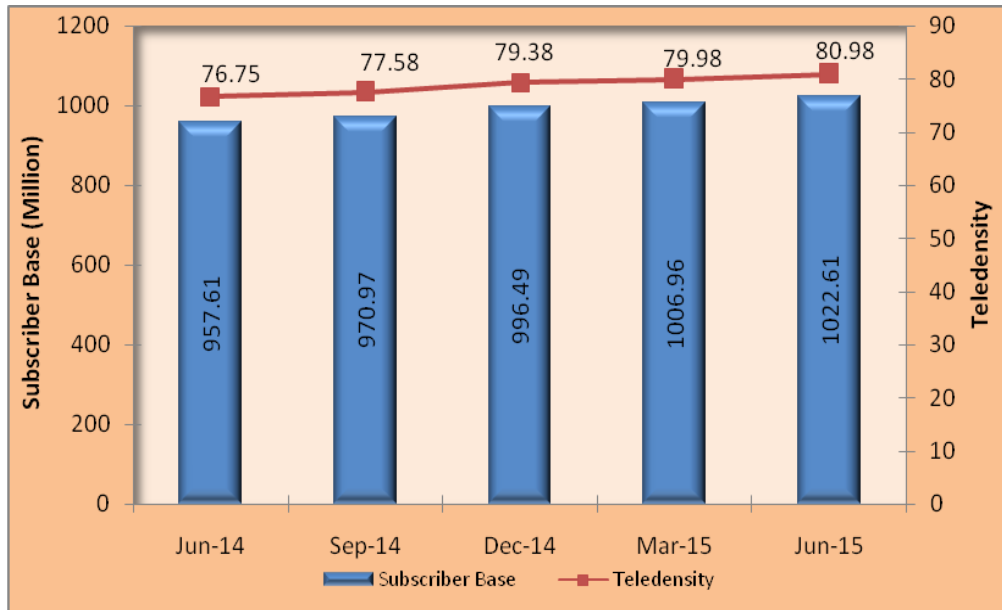
Telecom Subscribers (Wireless + Wireline)	
Total Subscribers	1,022.61 Million
% change over the previous quarter	1.55%
Urban Subscribers	599.01 Million
Rural Subscribers	423.61 Million
Market share of Private Operators	89.98%
Market share of PSU Operators	10.02%
Teledensity	80.98
Urban Teledensity	153.49
Rural Teledensity	48.76
Wireless Subscribers	
Total Wireless Subscribers	996.66 Million
% change over the previous quarter	1.62%
Urban Subscribers	577.82 Million
Rural Subscribers	418.84 Million
GSM Subscribers	948.55 Million
CDMA Subscribers	48.11 Million
Market share of Private Operators	91.64%
Market share of PSU Operators	8.36%
Teledensity	78.93
Urban Teledensity	147.35
Rural Teledensity	48.11
Wireline Subscribers	
Total Wireline Subscribers	25.95 Million
% change over the previous quarter	-0.76%
Urban Subscribers	21.18 Million
Rural Subscribers	4.77 Million
Market share of Private Operators	26.12%
Market share of PSU Operators	73.88%
Teledensity	2.06
Urban Teledensity	5.40
Rural Teledensity	0.55
No. of Village Public Telephones (VPT)	5,87,280
No. of Public Call Office (PCO)	6,58,115

Internet/Broadband Subscribers	
Total Internet Subscribers	324.95 Million
Narrowband subscribers	204.07 Million
Broadband subscribers	120.88 Million
Wired Internet Subscribers	19.60 Million
Wireless Internet Subscribers	305.35 Million
Urban Internet Subscribers	213.44 Million
Rural Internet Subscribers	111.51 Million
Total Internet Subscribers per 100 population	25.73
Urban Internet Subscribers per 100 population	54.43
Rural Internet Subscribers per 100 population	12.81
Broadcasting & Cable Services	
No. of private satellite TV channels registered with Ministry of I&B	819
Number of private FM Radio Stations	243
Registered DTH Subscribers	81.47 Million
Active DTH Subscribers	41.05 Million
Telecom Financial Data (QE Sep-15)	
Gross Revenue (GR) during the quarter	₹ 64,996 Crore
% change in GR over the previous quarter	-0.05%
Adjusted Gross Revenue (AGR) during the quarter	₹ 46,257 Crore
% change in AGR over the previous quarter	-1.86%
Share of Public sector undertaking's in Access AGR	10.82%
Monthly Average Revenue Per User (ARPU) for Access Services	₹ 125
Revenue & Usage Parameters (QE Sep-15)	
Monthly ARPU GSM Full Mobility Service	₹ 122
Monthly ARPU CDMA Full Mobility Service	₹ 106
Minutes of Usage (MOU) per subscriber per month - GSM Full Mobility Service	374 Minutes
Minutes of Usage (MOU) per subscriber per month - CDMA Full Mobility Service	256 Minutes
Total Outgoing Minutes of Usage for Internet Telephony	294 Million
Data Usage of Mobile Users (for the QE Sep-15)	
Data Usage per subscriber per month - GSM	109.89 MB
Data Usage per subscriber per month - CDMA	316.37 MB
Data Usage per subscriber per month – Total(GSM+CDMA)	120.11 MB

Executive Summary

1. The number of telephone subscribers in India increased from 1,006.96 million at the end of Jun-15 to 1,022.61 million at the end of Sep-15, registering a growth of 1.55% over the previous quarter. This reflects year-on-year (Y-O-Y) growth of 5.83% over the same quarter of last year. The overall Teledensity in India increased from 79.98 as on 30th June, 2015 to 80.98 as on 30th September, 2015.

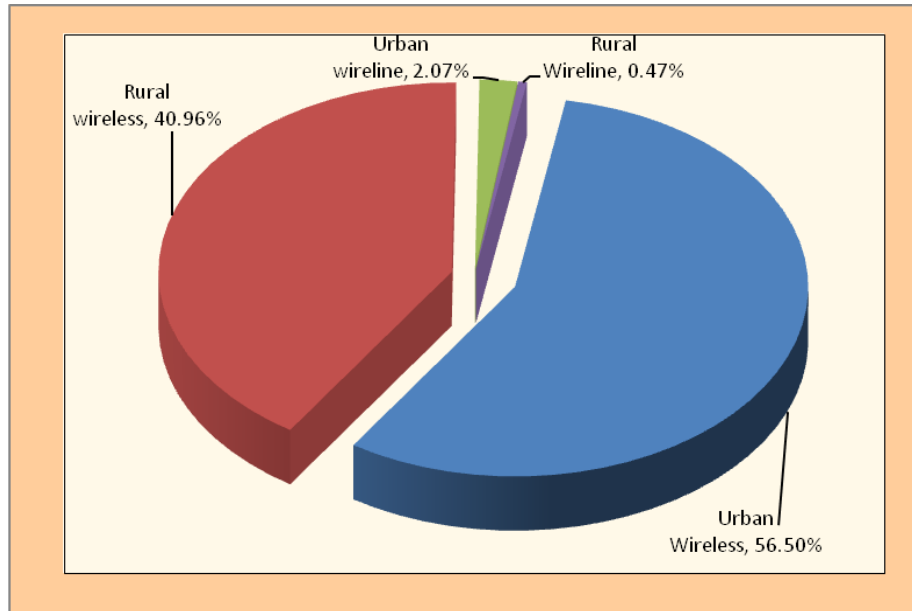
Trends in Telephone subscribers and Teledensity in India



2. Subscription in Urban Areas increased from 584.21 million at the end of Jun-15 to 599.01 million at the end of Sep-15, and Urban Teledensity increased from 149.70 to 153.49. Rural subscription increased from 422.75 million to 423.61 million, and Rural Teledensity also increased from 48.66 to 48.76 during the same period.

3. Out of the total subscription, the share of the Rural subscription declined from 41.98% at the end of Jun-15 to 41.42% at the end of Sep-15.

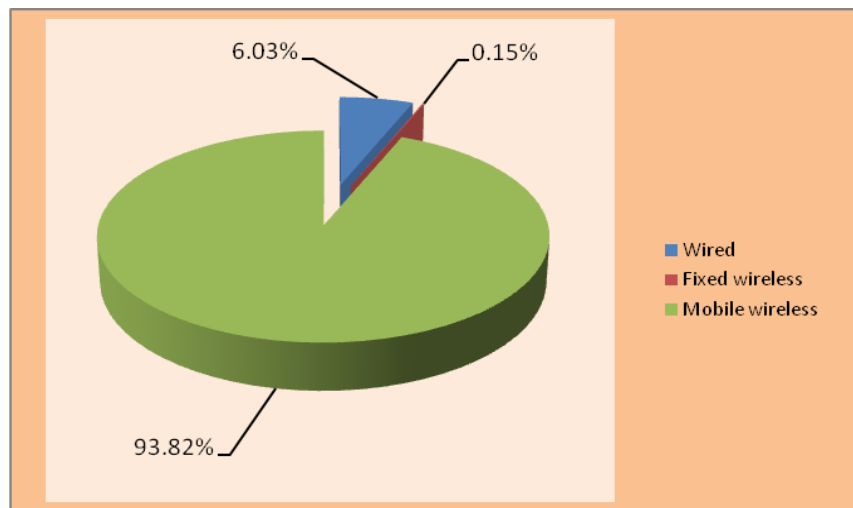
Composition of Telephone Subscribers



4. With a net addition of 15.85 million subscribers during the quarter, total wireless (GSM+CDMA) subscriber base increased from 980.81 million at the end of Jun-15 to 996.66 million at the end of Sep-15, registering a growth rate of 1.62% over the previous quarter. The year-on-year (Y-O-Y) growth rate of wireless subscribers for Sep-15 is 7.14%.
5. Wireless Tele-density increased from 77.90 at the end of Jun-15 to 78.93 at the end of Sep-15.
6. Wireline subscriber base further declined from 26.15 million at the end of Jun-15 to 25.95 million at the end of Sep-15, registering a decline of 0.76%. The year-on-year (Y-O-Y) decline in wireline subscribers for Sep-15 is 5.30%.

7. Wireline Teledensity declined from 2.08 at the end of Jun-15 to 2.06 at the end of Sep-15.
8. Total number of Internet subscribers has increased from 319.42 million at the end of Jun-15 to 324.95 million at the end of Sep-15, registering a quarterly growth rate of 1.73%. Out of 324.95 million, Wired Internet subscribers are 19.60 million and Wireless Internet subscribers are 304.85 million.

Composition of internet subscription

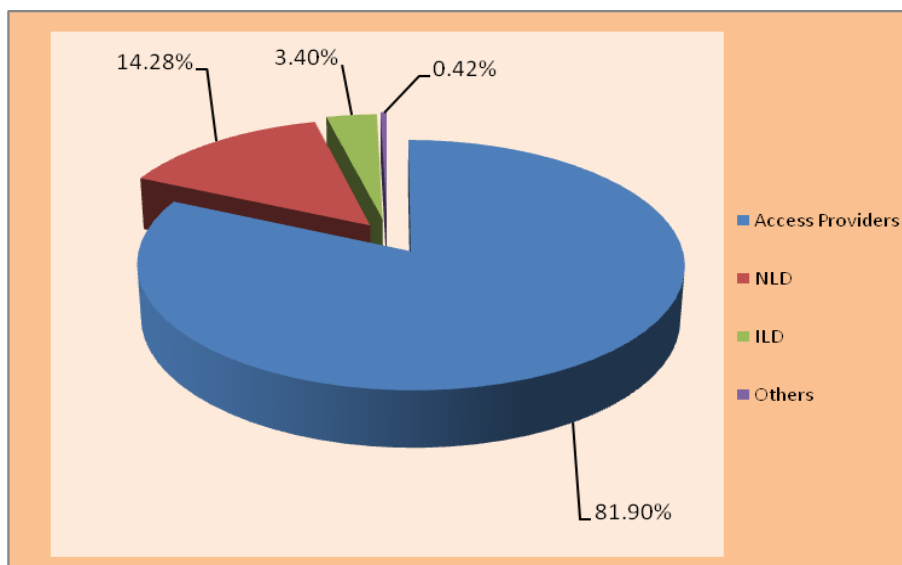


9. The Internet subscriber base is 324.95 million at the end of Sep-15 is comprised of Broadband Internet subscribers base of 120.88 million and Narrowband Internet subscriber base of 204.07 million.
10. The broadband Internet subscriber base grew by 11.05% from 108.85 million at the end of Jun-15 to 120.88 million at the end of Sep-15. On the other hand, the narrowband Internet subscriber base declined by 3.09% from 210.57 million at the end of Jun-15 to 204.07 million at the end of Sep-15.
11. Monthly Average Revenue Per User (ARPU) for GSM service declined by 2.98%, from ₹126 in QE Jun-15 to ₹122 in QE Sep-15. However, monthly ARPU for GSM service grew by 5.58% on Y-O-Y in this quarter.

12. Prepaid ARPU for GSM service per month declined from ₹109 in QE Jun-15 to ₹105 in QE Sep-15, and Postpaid ARPU per month declined from ₹501 in QE Jun-15 to ₹490 in QE Sep-15.
13. On an all India average, the overall MOU per subscriber per month for GSM service declined by 3.60% from 388 for QE Jun-15 to 374 in QE Sep-15.
14. Prepaid MOU per subscriber for GSM service declined from 363 in QE Jun-15 to 349 in QE Sep-15, and postpaid MOUs declined from 937 in QE Jun-15 to 917 in QE Sep-15.
15. Monthly ARPU for CDMA full mobility service decreased by 0.76%, from ₹107 in QE Jun-15 to ₹106 in QE Sep-15. Monthly ARPU for CDMA full mobility service declined by 3.67% on Y-O-Y basis in this quarter.
16. The total MOU per subscriber per month for CDMA full mobility service declined by 2.50%, from 263 in QE Jun-15 to 256 in QE Sep-15. The outgoing MOUs declined from 145 in QE Jun-15 to 144 in QE Sep-15, and incoming MOUs declined from 118 in QE Jun-15 to 112 in QE Sep-15.
17. Gross Revenue (GR) and Adjusted Gross Revenue (AGR) of Telecom Service Sector for the QE Sep-15 has been ₹64,996 Crore and ₹46,257 Crore respectively. GR declined by 0.05%, and AGR declined by 1.86% in QE Sep-15 as compared to previous quarter.
18. The year-on-year (Y-O-Y) growth in GR and AGR over the same quarter in last year has been 4.08% and 7.00% respectively.

19. Pass-through charges accounted for 28.83% of the GR for the quarter ending Sep-15. The quarterly and the year-on-year (Y-O-Y) growth rates of pass-through charges for QE Sep-15 are 4.71% and -2.49% respectively.
20. The License Fee declined from Rs.3783 Crore for the QE Jun-15 to Rs.3701 Crore for the QE Sep-15. The quarterly and the year-on-year (Y-O-Y) growth rates of license fee are -2.18% and 6.98% respectively in this quarter.
21. Access services contributed 81.90% of the total Adjusted Gross Revenue of telecom services. In Access services, Gross Revenue (GR), Adjusted Gross Revenue(AGR), License Fee and Spectrum Usage Charges(SUC) declined by 1.36%, 1.80%, 1.74% and 1.99% respectively whereas Pass Through Charges increased by 0.18% in QE Sep-15.
22. Monthly Average Revenue per User (ARPU) for Access Services based on AGR declined from ₹128.45 in QE Jun-15 to ₹124.68 in QE Sep-15.

Composition of Adjusted Gross Revenue



23. The performance of 2G wireless service providers in terms of QoS during the quarter vis-à-vis that in the previous quarter is given as below:

Parameters showing improvement in QoS	Parameters showing deterioration in QoS
<ul style="list-style-type: none"> • Worst affected BTSs due to downtime • Point of Interconnection (POI) Congestion (No. of POIs not meeting benchmark) (averaged over a period of quarter) 	<ul style="list-style-type: none"> • Call Set-up Success Rate (within licensee's own network) • Call Drop Rate • Worst affected cells having more than 3% TCH drop (call drop) rate • Metering and billing credibility – Postpaid • Metering and billing credibility – Prepaid • Resolution of billing/charging/credit & validity complaints (98% within 4 weeks) • Resolution of billing/charging/credit & validity complaints (100% within 6 weeks) • Period of applying credit/waiver/ adjustment to customer's account from the date of resolution of complaints • %age of calls answered by the operators (voice to voice) within 90 sec • %age requests for Termination/Closure of service complied within 7 days • Time taken for refund of deposits after closures

24. The performance of 3G wireless service providers in terms of QoS during the quarter vis-à-vis that in the previous quarter is given below:

Parameters showing improvement in QoS	Parameters showing deterioration in QoS
<ul style="list-style-type: none"> • Worst affected BTSs and Node-B's due to downtime (%age) • Call Set-up Success Rate (within licensee's own network) • SDCCH/Paging Channel and RRC Congestion (%age) • TCH and Circuit Switched RAB Congestion (%age) • Call Drop and Circuit Switched Voice Drop Rate (%age) • Connections with good voice quality and Circuit Switch Voice Quality (CSV quality) • Point of Interconnection (POI) Congestion 	<ul style="list-style-type: none"> • Worst affected cells having more than 3% TCH drop (call drop) rate and Circuit Switched Voice Drop Rate:- CBBH

25. The performance of wireline service providers in terms of QoS during the quarter vis-à-vis that in the previous quarter is given below:

Parameters showing improvement in QoS	Parameters showing deterioration in QoS
<ul style="list-style-type: none"> • Accessibility of call centre/ customer care • %age of calls answered by the operators (voice to voice) within 90 sec • Termination/ Closure of service 100% within 7 days 	<ul style="list-style-type: none"> • Fault incident per 100 subscribers/month • % Fault repaired by next working days (for urban areas) • Resolution of billing/ charging/ credit & validity complaints (98% within 4 weeks & 100% within 6 weeks)

26. A total of 819 private satellite TV channels have been permitted by the Ministry of Information and Broadcasting (MIB) for uplinking only/downlinking/uplinking, as on 30.09.2015.
27. There were a total of 252 Pay channels as reported by the broadcasters as on 30.06.2015. During the quarter ending September, 2015, three new pay channels i.e (i) Colors Infinity HD, (ii) Colors Infinity and (iii) Zee Café HD were launched. During the quarter one channel namely 'The MGM' was temporary suspended. Further, during the quarter, the transmission mode of two channels namely (i) VH 1 and (ii) comedy Central, were changed from SD to HD. Now, there are 254 pay TV Channels at the quarter ending September, 2015.
28. In areas served by non-addressable systems, the maximum number of TV channels carried in digital form, as reported by a cable operator (M/s Hathway Cable & Datacom Limited), amongst those who have reported, is 458. The maximum number of TV channels carried in analog form, as reported by a cable operator (M/s Ortel Communications Ltd), amongst those who have reported, is 100.
29. The digitization, with addressability of cable TV sector is in progress, in a phased manner. It is planned to be completed in four phases. The cut-off date for migration to "Digital Addressable Cable TV Systems" for the first phase, covering four metropolitan cities, was 31.10.2012 and for second phase, covering 38 cities having population more than 1 million, was 30.03.2013. The cut-off date for third phase was 30.09.2014 and for the fourth and final phase was 31.12.2014. However, the cut-off date for third phase & fourth phase was further extended up to 31.12.2015 & 31.12.2016 respectively.

30. As on 30.09.2015, there are a total of 226 Multi System Operators (MSOs), who have been granted **Permanent** Registration (for 10 years) by Ministry of I&B and there are a total of 173 Multi System Operators (MSOs), who have been granted **Provisional** Registration (for 10 years) by Ministry of I&B for providing Cable TV services through Digital Addressable Systems.
31. Apart from the Radio Stations operated by All India Radio, Prasar Bharati – a public broadcaster, there are 243 operational private FM Radio stations as on 30th September, 2015. The information therein is as received from MIB.
32. At present, apart from the free DTH service of Doordarshan, a public broadcaster, there are 6 private DTH Operators. All these private DTH operators are offering pay DTH services.
33. As per the information submitted by the DTH operator through quarterly PMR for DTH services, total number of registered subscribers and active subscribers being served by these six private DTH operators, as reported to TRAI, are 81.47 million & 41.05, million respectively as on 30th September, 2015.
34. As per data received from MIB, as on 30th September, 2015, out of the 232 community radio licenses issued so far, 187 stations are operational.

Trends at a Glance

A. Access Service (Wireline + Wireless)

	QE Sep 2014	QE Dec 2014	QE Mar 2015	QE Jun 2015	QE Sep 2015	%age change over Sep- 2014 (12 months)	%age change over Dec- 2014 (9 months)	%age change over Mar- 2015 (6 months)	%age change over Jun- 2015 (3 months)
	1) Subscriber Base (in million)								
Wireline	27.41	27.00	26.59	26.15	25.95	-5.30%	-3.88%	-2.41%	-0.76%
Wireless	930.20	943.97	969.89	980.81	996.66	7.14%	5.58%	2.76%	1.62%
Total	957.61	970.97	996.49	1006.96	1022.61	6.79%	5.32%	2.62%	1.55%
Rural	388.05	398.68	419.31	422.75	423.61	9.16%	6.25%	1.03%	0.20%
Urban	569.56	572.29	577.18	584.21	599.01	5.17%	4.67%	3.78%	2.53%
2) Teledensity									
Wireline	2.20	2.16	2.12	2.08	2.06	-6.42%	-4.73%	-2.99%	-1.05%
Wireless	74.55	75.43	77.27	77.90	78.93	5.87%	4.64%	2.15%	1.32%
Total	76.75	77.58	79.38	79.98	80.98	5.52%	4.38%	2.01%	1.25%
Rural	44.96	46.09	48.37	48.66	48.66	8.22%	5.57%	0.59%	-0.01%
Urban	148.07	148.06	148.61	149.70	152.76	3.16%	3.17%	2.79%	2.04%
3) Service Provider wise Subscribers Base (in Million)									
Bharti	214.92	220.60	229.43	234.11	238.74	11.08%	8.22%	4.06%	1.98%
Vodafone	173.92	178.75	183.88	185.47	188.26	8.25%	5.32%	2.38%	1.51%
Idea	143.56	150.54	157.81	162.08	166.56	16.02%	10.65%	5.55%	2.77%
Reliance	111.32	107.48	110.65	111.08	111.55	0.21%	3.78%	0.81%	0.42%
BSNL	104.09	98.32	93.64	93.29	95.34	-8.40%	-3.02%	1.82%	2.20%
Aircel	75.85	78.67	81.40	83.05	84.00	10.74%	6.76%	3.19%	1.14%
Tata	65.84	67.78	67.99	63.26	63.73	-3.20%	-5.97%	-6.26%	0.74%
Telewings	41.82	43.63	45.62	48.13	47.78	14.27%	9.52%	4.75%	-0.72%
Sistema	9.19	9.04	8.92	8.75	8.42	-8.35%	-6.81%	-5.63%	-3.83%
Videocon	5.94	6.45	7.13	7.61	7.90	32.97%	22.45%	10.75%	3.82%
MTNL	6.93	6.97	7.06	7.08	7.13	2.90%	2.24%	0.92%	0.64%
Quadrant	2.66	2.74	2.96	3.04	3.20	20.37%	16.92%	8.18%	5.39%
Loop	1.58	-	-	-	-	-	-	-	-
Total	957.61	970.97	996.49	1006.96	1022.61	6.79%	5.32%	2.62%	1.55%

B. Internet Services

	QE Sep 2014	QE Dec 2014	QE Mar 2015	QE Jun 2015	QE Sep 2015	%age change over Sep-2014 (12 months)	%age change over Dec-2014 (9 months)	%age change over Mar-2015 (6 months)	%age change over Jun-2015 (3 months)
	1) Subscriber's Base (in million)								
A. Wired Internet Subscribers	18.70	18.86	19.07	19.21	19.60	4.85%	3.93%	2.81%	2.07%
B. Wireless Internet Subscribers	235.70	248.53	283.29	300.22	305.35	29.55%	22.86%	7.79%	1.71%
i. Mobile Wireless (Mobile & Dongle)	235.24	248.06	282.81	299.73	304.85	29.59%	22.89%	7.79%	1.71%
ii. Fixed Wireless (Wi-Fi, Wi-Max, Point-to-Point Radio & VSAT)	0.46	0.46	0.48	0.48	0.49	7.86%	6.78%	3.95%	2.36%
Total Internet Subscribers	254.40	267.39	302.35	319.42	324.95	27.73%	21.53%	7.47%	1.73%
2) No. of Internet Subs per 100 Population	20.39	21.37	24.09	25.37	25.73	26.21%	20.45%	6.84%	1.43%

C. Usage and Revenue for Full Mobility Services

1. Traffic (MOU) (minutes of use/subscriber/month)									
i) GSM	376	376	383	388	374	-0.51%	-0.59%	-2.18%	-3.63%
ii) CDMA	267	262	265	263	256	-3.97%	-2.10%	-3.28%	-2.50%
2) ARPU (Rs./sub/ month)									
i) GSM	115.72	118.44	120.68	125.93	122.17	5.58%	3.15%	1.24%	-2.98%
ii) CDMA	110.25	108.61	108.21	107.02	106.21	-3.67%	-2.21%	-1.85%	-0.76%

D. Telecom Financial Data

	QE Sep 2014	QE Dec 2014	QE Mar 2015	QE Jun 2015	QE Sep 2015	%age change over Sep-2014 (12 months)	%age change over Dec-2014 (9 months)	%age change over Mar-2015 (6 months)	%age change over Jun-2015 (3 months)
	1. Telecom Sector								
i) Gross Revenue (Rs. in Crores)	62446.66	63954.67	65226.73	65030.31	64996.42	4.08%	1.63%	-0.35%	-0.05%
ii) Adjusted Gross Revenue (Rs. in Crores)	43229.38	43590.57	45157.78	47134.27	46256.85	7.00%	6.12%	2.43%	-1.86%
2. Access Services									
Adjusted Gross Revenue (Rs. in Crores)	33669.47	34541.96	35938.26	38578.39	37882.13	12.51%	9.67%	5.41%	-1.80%
ARPU per month (AGR/ Average subscribers/3)	118.20	119.48	121.81	128.45	124.68	5.48%	4.36%	2.35%	-2.93%

Introduction

This Report presents the Key Parameters and growth trends for the Telecom Services in India for the quarter ending September, 2015. It provides a broad perspective on the Telecom Services to serve as a reference document for various stakeholders, research agencies and analysts. Chapter-1 depicts the growth pattern, in terms of Subscriber base and Tele-density of Wireline, Wireless, Internet and Value Added Services(VAS). Chapter-2 covers the key revenue and usage parameters. Chapter-3 gives the financial and accounting data. Chapter-4 covers performance of various telecom service providers in terms of QoS. The information relating to Cable TV, DTH & Radio Broadcast services is provided in Chapter-5.

2. The Report has been prepared based on the information furnished by the Service Providers. It is also available on TRAI's website (www.trai.gov.in). Any suggestion pertaining to this report may please be addressed to Advisor(F&EA), TRAI on Tel. +91-11-23230752, Fax. +91-11-23236650 and e-mail: advfea1@trai.gov.in.

Chapter 1 :

Subscription Data

-
- In this report, Tele-density is based on the population projections from census data published by the Office of Registrar General & Census Commissioner of India.

Section A : Access Service - An Overview

- 1.1 The number of telephone subscribers in India increased from 1,006.96 million at the end of Jun-15 to 1,022.61 million at the end of Sep-15, registering a growth of 1.55% over the previous quarter. This reflects year-on-year (Y-O-Y) growth of 5.83% over the same quarter of last year. The overall Tele-density in India increased to 80.98 at the end of Sep-15 from 79.98 at the end of the previous quarter.

Chart 1.1: Trends in Telephone Subscribers and Tele-density in India

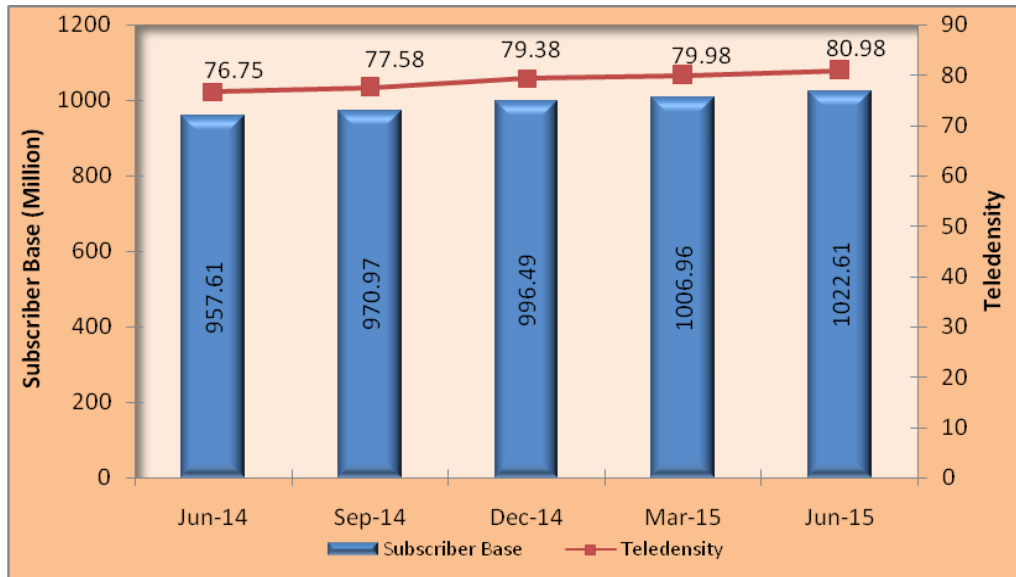
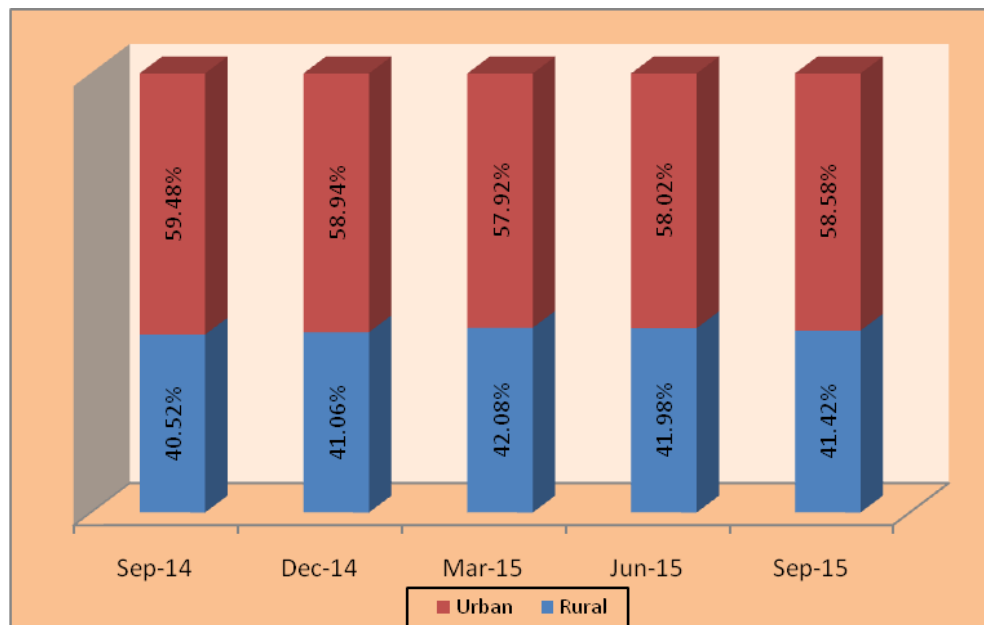


Table 1.1: Subscriber Base & Teledensity - Rural & Urban

Quarter ending	Subscriber Base (million)		Teledensity	
	Rural	Urban	Rural	Urban
Sep-14	388.05	569.56	44.96	148.07
Dec-14	398.68	572.29	46.09	148.06
Mar-15	419.31	577.18	48.37	148.61
Jun-15	422.75	584.21	48.66	149.70
Sep-15	423.61	599.01	48.76	153.49

- 1.2 Subscription in Urban Areas increased from 584.21 million at the end of Jun-15 to 599.01 million at the end of Sep-15, and the Urban Tele-density increased from 149.70 to 153.49 during the quarter.
- 1.3 Rural subscription increased from 422.75 million to 423.61 million and the Rural Tele-density increased from 48.66 to 48.76 during the quarter.
- 1.4 The year-on-year (Y-O-Y) growth rate of Rural and Urban Tele-density from Sep-14 to Sep-15 is 8.45% and 3.66% respectively.

Chart 1.2: Market Share - Rural & Urban



- 1.5 Share of rural areas in total subscription has declined from 41.98% at the end of Jun-15 to 41.42% at the end of Sep-15. The year-on-year (Y-O-Y) growth of the market share in the rural areas for Sep-15 is 2.22%.

Chart 1.3: Composition of Access subscription - Wireline & Wireless

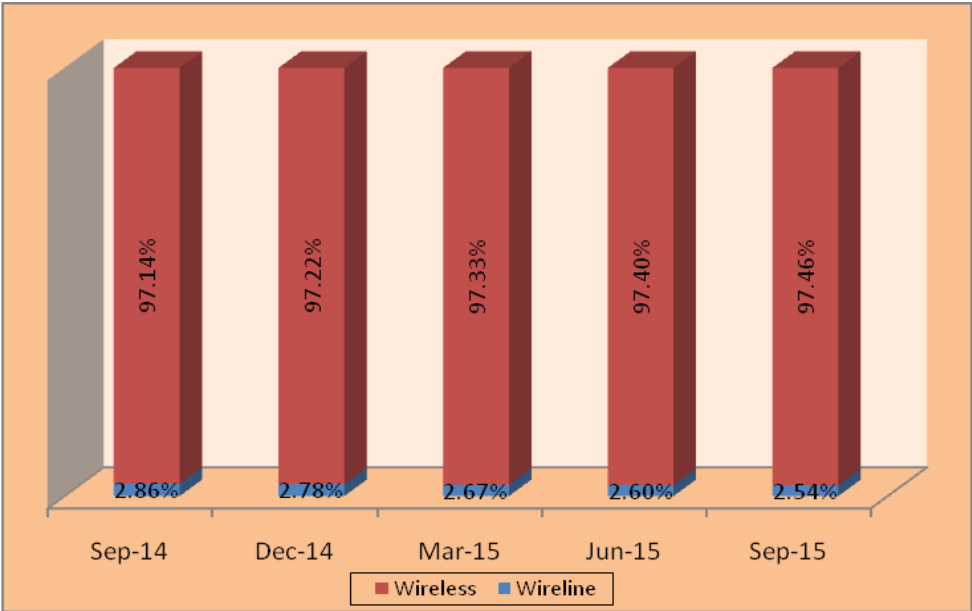


Chart 1.4: Composition of Rural-Urban Telephone Subscribers at the end of the quarter

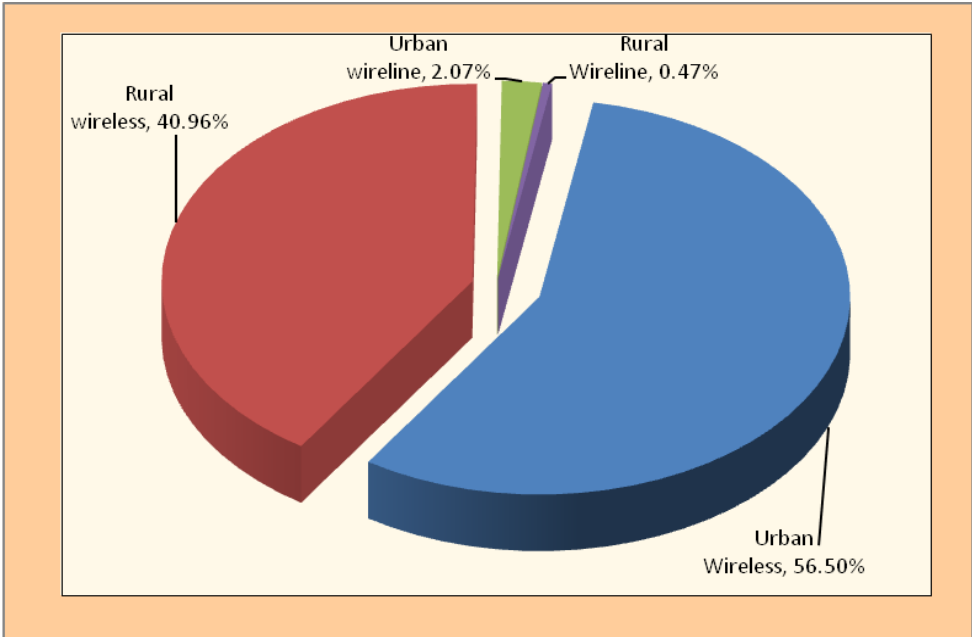


Table 1.2: Service Area wise Access (Wireless+Wireline) Subscriber base

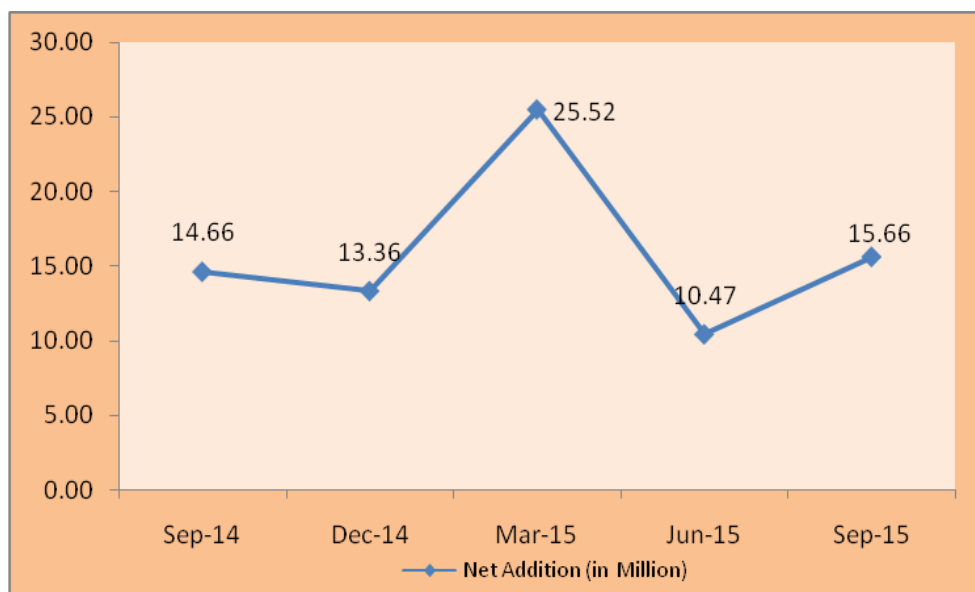
Service Area	Subscribers (million)			
	Jun-15	Sep-15	Net Additions	Rate of Growth (%)
Andhra Pradesh	73.76	75.09	1.32	1.80
Assam	17.72	18.17	0.45	2.53
Bihar	72.97	73.95	0.98	1.34
Delhi	49.45	50.50	1.05	2.13
Gujarat	60.00	60.31	0.31	0.52
Haryana	22.44	22.62	0.18	0.82
Himachal Pradesh	8.31	8.57	0.27	3.23
Jammu & Kashmir	9.75	9.90	0.15	1.57
Karnataka	60.44	62.51	2.08	3.44
Kerala	34.48	35.35	0.87	2.54
Madhya Pradesh	62.63	63.80	1.17	1.87
Maharashtra	78.96	81.25	2.29	2.89
Mumbai	33.46	33.92	0.46	1.38
North East	10.68	10.79	0.11	1.00
Orissa	28.73	29.43	0.70	2.45
Punjab	31.91	32.18	0.27	0.86
Rajasthan	56.56	57.61	1.05	1.86
T.N. (incl. Chennai)	82.69	82.06	-0.63	-0.76
U.P.(E)	85.25	85.81	0.56	0.65
U.P.(W)	53.19	53.64	0.45	0.84
Kolkata	24.11	24.51	0.40	1.65
West Bengal	49.47	50.63	1.16	2.34
All India	1,006.96	1,022.61	15.66	1.55

1.6 During the quarter, Karnataka service area has recorded the highest growth rate of 3.44% followed by Himachal Pradesh service area (3.23%). Tamil Nadu (including Chennai) service area showed negative growth rate of 0.76% during the quarter.

Table 1.3: Service Area wise Rural-Urban Subscribers – Sep-15

Service Area	Subscribers (million)			
	Total	Rural	Urban	% of Rural Subscribers
Andhra Pradesh	75.09	31.45	43.63	41.89
Assam	18.17	11.14	7.04	61.28
Bihar	73.95	41.25	32.70	55.78
Delhi	50.50	2.32	48.18	4.59
Gujarat	60.31	22.89	37.41	37.96
Haryana	22.62	10.07	12.56	44.50
Himachal Pradesh	8.57	5.59	2.98	65.20
Jammu & Kashmir	9.90	5.19	4.71	52.46
Karnataka	62.51	19.83	42.68	31.72
Kerala	35.35	16.18	19.17	45.78
Madhya Pradesh	63.80	28.07	35.73	44.00
Maharashtra	81.25	37.99	43.25	46.76
Mumbai	33.92	0.68	33.24	2.01
North East	10.79	5.30	5.49	49.14
Orissa	29.43	16.17	13.27	54.92
Punjab	32.18	12.21	19.97	37.95
Rajasthan	57.61	30.24	27.37	52.49
T.N. (incl. Chennai)	82.06	23.30	58.77	28.39
U.P.(E)	85.81	43.10	42.71	50.23
U.P.(W)	53.64	25.52	28.12	47.58
Kolkata	24.51	1.64	22.87	6.69
West Bengal	50.63	33.46	17.17	66.09
All India	1,022.61	423.61	599.01	41.42

Chart 1.5: Trend of Net Addition in Telephone Subscription



1.7 The net addition in telephone subscribers is 15.66 million in QE Sep-15 as against the net addition of 10.47 million in QE Jun-15.

Table 1.4 : Service Area wise Teledensity

Service Area	As on 30 th June, 2015			As on 30 th September, 2015		
	Rural Teledensity	Urban Teledensity	Total Teledensity	Rural Teledensity	Urban Teledensity	Total Teledensity
Andhra Pradesh	48.72	174.91	83.92	49.54	177.52	85.26
Assam	40.16	133.64	55.05	41.05	136.31	56.28
Bihar	34.52	172.07	53.47	34.95	173.32	54.02
Delhi	-	-	236.83	-	-	240.11
Gujarat	61.65	141.99	95.13	62.13	141.65	95.33
Haryana	58.94	124.63	82.45	57.51	127.98	82.83
H.P.	87.76	345.38	117.71	89.49	361.99	121.26
J&K	57.02	136.47	79.05	58.17	137.05	80.08
Karnataka	50.55	172.11	97.50	52.07	177.50	100.61
Kerala	68.29	180.70	96.80	60.77	212.00	99.11
Madhya Pradesh	37.92	122.24	60.93	37.45	126.72	61.85
Maharashtra*	60.74	127.41	92.84	61.53	130.55	94.83
Mumbai*						
North East	50.70	156.52	77.16	50.97	157.73	77.72

Service Area	As on 30 th June, 2015			As on 30 th September, 2015		
	Rural Teledensity	Urban Teledensity	Total Teledensity	Rural Teledensity	Urban Teledensity	Total Teledensity
Orissa	45.51	173.39	68.00	46.36	177.70	69.52
Punjab	72.07	145.55	104.02	70.41	148.88	104.63
Rajasthan	54.30	153.46	78.23	54.95	156.26	79.42
T.N. (incl Chennai)	82.46	140.55	116.81	80.88	139.62	115.75
U.P.(E)*	39.40	134.87	61.16	39.13	136.52	61.37
U.P.(W)*						
Kolkata*	51.54	144.22	78.12	52.15	147.80	79.60
W.B.*						
All India	48.66	149.70	79.98	48.66	152.76	80.98

* Population data/projections are available state-wise only.

Notes:

1. Tele-density figures are derived from the subscriber data provided by the operators and the population projections, for Urban and Rural areas, of the country, published by the Office of the Registrar General & Census Commissioner, India.
2. Delhi Service area, apart from the State of Delhi, includes wireless subscribers of the areas served by the local exchanges of Ghaziabad & Noida (in UP) and Gurgaon & Faridabad (in Haryana).

1.8 Himachal Pradesh service area has the highest Rural Tele-density of 89.49, followed by Tamil Nadu service area (80.88). Bihar service area continues to have the lowest Rural Tele-density of 34.95, followed by Madhya Pradesh service area (37.45).

Table 1.5 : Growth/Decline in Subscriber base

Service Provider	Subscriber base (millions)			Rate of Growth (%)	Market Share in QE Jun-15 (%)	Market Share in QE Sep-15 (%)
	Jun-15	Sep-15	Net Additions			
Bharti Airtel	234.11	238.74	4.63	1.98	23.25	23.35
Vodafone	185.47	188.26	2.79	1.51	18.42	18.41
IDEA	162.08	166.56	4.48	2.77	16.10	16.29
Reliance Comm. Group	111.08	111.55	0.47	0.42	11.03	10.91
Tata	63.26	63.73	0.47	0.74	6.28	6.23
Aircel	83.05	84.00	0.95	1.14	8.25	8.21
Quadrant	3.04	3.20	0.16	5.39	0.30	0.31
Sistema	8.75	8.42	-0.34	-3.83	0.87	0.82

Telenor	48.13	47.78	-0.35	-0.72	4.78	4.67
Videocon	7.61	7.90	0.29	3.82	0.76	0.77
BSNL	93.29	95.34	2.05	2.20	9.26	9.32
MTNL	7.08	7.13	0.05	0.64	0.70	0.70
Total	1,006.96	1,022.61	15.66	1.55	100	100

1.9 Bharti Airtel is the leading service provider in access segment in terms of number of subscribers. During the quarter, Bharti Airtel recorded the highest net addition of 4.63 million subscribers followed by Idea Cellular (4.48 million). Systema Shyam (0.34 million) and Telenor (0.35 million) recorded the net decline in subscribers during the QE Sep-15.

Table 1.6 : Market Share of the service providers in total rural subscriber base – Q.E. Sep-15

Service Provider	No. of Total Subscribers (in millions)	No. of Rural Subscribers (in millions)	Percentage of Rural subscribers	Market share of Rural subscribers (%)
Bharti	238.74	112.38	47.07	26.53
Vodafone	188.26	99.26	52.72	23.43
IDEA	166.56	90.88	54.56	21.45
BSNL	95.34	30.97	32.49	7.31
Aircel	84.00	28.94	34.45	6.83
Reliance Comm. Group	111.55	28.28	25.36	6.68
Tata	63.73	16.01	25.12	3.78
Telenor	47.78	14.95	31.28	3.53
Sistema	8.42	1.80	21.43	0.43
Quadrant	3.20	0.13	4.11	0.03
Videocon	7.90	-	0.00	0.00
MTNL	7.13	-	0.00	0.00
Total	1,022.61	423.61	41.42	100

1.10 IDEA continues to remain the service provider with highest proportion of rural subscribers (54.56%), followed by Vodafone (52.72%) to their total subscribers.

Section B : Wireless Service

Table 1.7: List of Cellular Mobile (GSM & CDMA) Service Providers currently providing service [As on 30th September, 2015]

Sl.No.	Service Provider	Area of Operation
1	Bharti	All India
2	Aircel Group	All India
3	Reliance Communications	All India (except Assam & NE)
4	Reliance Telecom Ltd	Kolkata, MP, WB, HP, Bihar, Orissa, Assam & NE
5	Vodafone	All India
6	Tata Teleservices	All India except Assam, NE & J&K
7	IDEA	All India
8	Sistema Shyam Telelink	Delhi, Kolkata, Gujarat, Karnataka, Tamil Nadu (incl. Chennai), Kerala, UP(W), Rajasthan & W.B.
9	BSNL	All India (except Delhi & Mumbai)
10	MTNL	Delhi & Mumbai
11	Quadrant	Punjab
12	Telenor Communications Services Pvt. Ltd.	MH, Gujarat, AP, UP(W), UP(E), Bihar
13	Videocon Telecommunications Ltd	Gujarat, Haryana, UP(W), UP(E), MP, Bihar

1.11 Complete list of licensed Cellular (GSM & CDMA) Service providers as on 30th September, 2015 is at Annexure -1.1.

1.12 Total Wireless (GSM+CDMA) subscriber base increased from 980.81 million at the end of Jun-15 to 996.66 million at the end of Sep-15, thereby showing a growth rate of 1.62%. During this quarter, net addition of 15.85 million subscribers was recorded. The year-on-year (Y-O-Y) growth of wireless subscribers is 7.14% for Q.E. Sep-15.

1.13 Wireless Teledensity increased from 77.90 at the end of Jun-15 to 78.93 at the end of Sep-15.

Chart 1.6: Wireless Subscriber Base and Teledensity

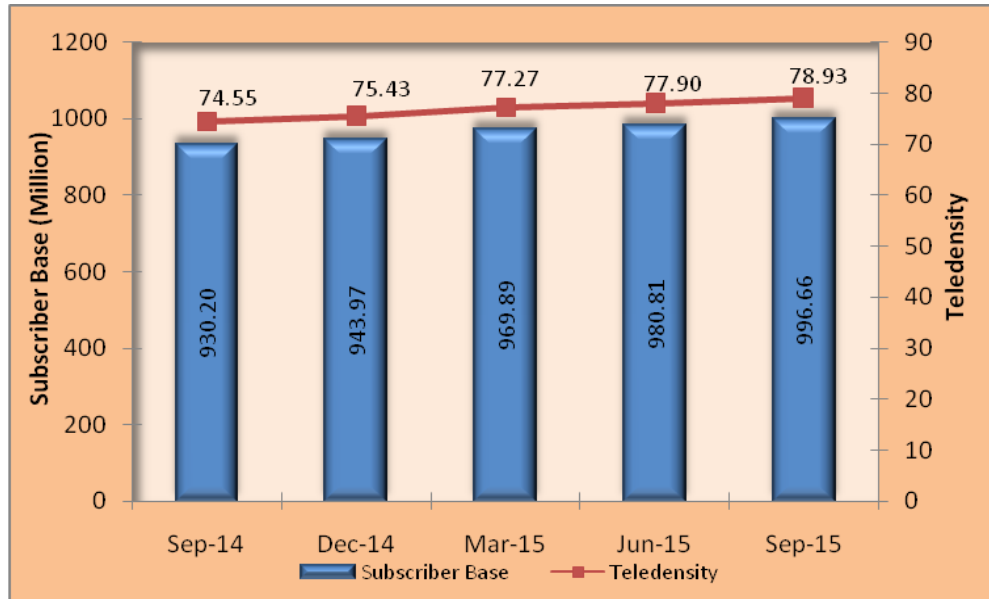


Table 1.8: Wireless Subscriber Base & Teledensity - Rural & Urban

Quarter ending	Subscriber Base (million)		Tele-density	
	Rural	Urban	Rural	Urban
Sep-14	382.50	547.70	44.32	142.39
Dec-14	393.34	550.64	45.47	142.46
Mar-15	414.18	555.71	47.78	143.08
Jun-15	417.85	562.95	48.10	144.25
Sep-15	418.84	577.82	48.11	147.35

1.14 The Rural Wireless subscribers increased from 417.85 million at the end of Jun-15 to 418.84 million at the end of Sep-15.

1.15 Rural subscription increased at the rate of 0.24% in QE Sep-15 as against the growth rate of 0.89% in QE Jun-15. Urban subscription increased at the rate of 2.64% as against the growth rate of 4.72% in the previous quarter.

1.16 The share of rural wireless subscription declined from 42.60% to 42.02% in total wireless subscription in this quarter.

Chart 1.7: Wireless Market Share - Rural & Urban

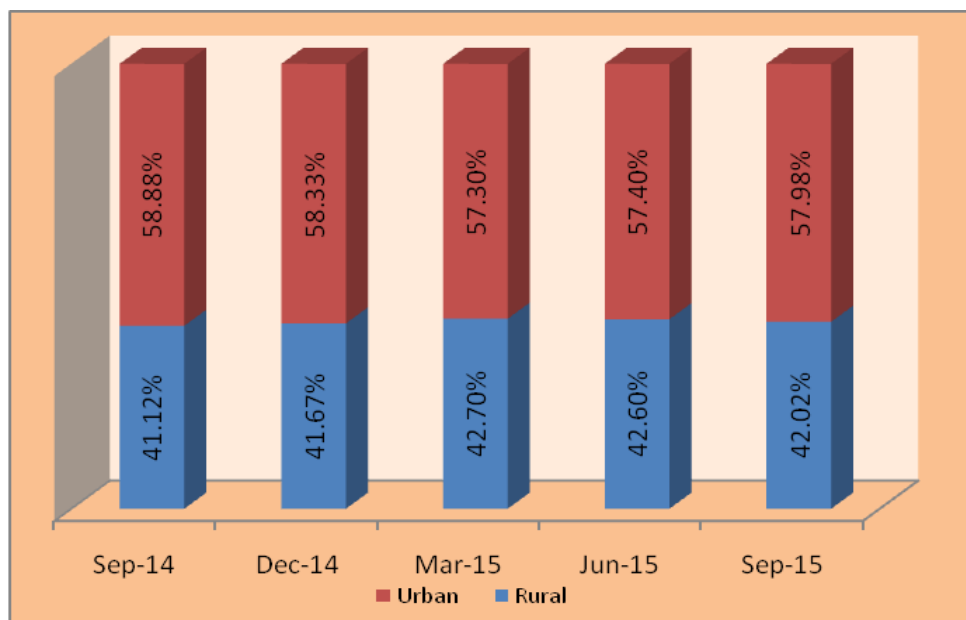


Table 1.9: Growth in Wireless Subscriber base

Service Provider	Subscriber Base (millions)			Rate of Growth (%)	Market Share □ Jun-15 (%)	Market Share □ Sep-15 (%)
	Jun-15	Sep-15	Net Additions			
Bharti	230.66	235.21	4.55	1.97	23.52	23.60
Vodafone	185.38	188.17	2.79	1.50	18.90	18.88
IDEA	162.08	166.56	4.48	2.77	16.53	16.71
Reliance Comm. Group	109.91	110.39	0.48	0.43%	11.21	11.08
Aircel	83.05	84.00	0.95	1.14	8.47	8.43
BSNL	77.36	79.70	2.34	3.03	7.89	8.00
Tata	61.57	62.02	0.45	0.73	6.28	6.22
Telenor	48.13	47.78	-0.35	-0.72	4.91	4.79
Sistema	8.70	8.36	-0.34	-3.87	0.89	0.84
Videocon	7.61	7.90	0.29	3.82	0.78	0.79
MTNL	3.55	3.60	0.05	1.43	0.36	0.36
Quadrant	2.81	2.97	0.16	5.71	0.29	0.30
Total	980.81	996.66	15.85	1.62	-	-

- 1.17 Bharti remains the leading service provider with 235.21 million subscribers at the end of Sep-15, followed by Vodafone (188.17 million) and Idea (166.56 million).
- 1.18 In terms of net additions during the quarter ending Sep-15, Bharti (4.55 million) has added the highest number of subscribers, followed by Idea Cellular (4.48 million). Tata and Sistema shown net decline in wireless subscribers during this quarter.

Table 1.10: Service Area wise Wireless Subscriber base

Service Area	Subscriber base (in million)			
	Jun-15	Sep-15	Net Additions	Rate of change (%)
Andhra Pradesh	71.93	73.26	1.34	1.86
Assam	17.56	18.01	0.45	2.58
Bihar	72.62	73.60	0.98	1.35
Delhi	46.30	47.34	1.04	2.25
Gujarat	58.50	58.83	0.33	0.57
Haryana	22.04	22.24	0.20	0.89
Himachal Pradesh	8.11	8.39	0.28	3.41
Jammu & Kashmir	9.61	9.77	0.16	1.65
Karnataka	58.17	60.23	2.06	3.54
Kerala	31.94	32.86	0.91	2.86
Madhya Pradesh	61.56	62.74	1.18	1.91
Maharashtra	76.90	79.19	2.29	2.98
Mumbai	30.41	30.87	0.46	1.50
North East	10.56	10.66	0.11	1.01
Orissa	28.41	29.11	0.70	2.47
Punjab	30.80	31.10	0.29	0.95
Rajasthan	55.75	56.81	1.06	1.90
T.N. (incl. Chennai)	79.96	79.34	-0.62	-0.78
U.P.(E)	84.75	85.31	0.56	0.66
U.P.(W)	52.73	53.20	0.47	0.89
Kolkata	23.12	23.56	0.44	1.89
West Bengal	49.06	50.24	1.17	2.39
All India	980.81	996.66	15.85	1.62

Table 1.11: Service Area wise Wireless Rural-Urban Subscriber base

Service Area	Subscriber base (in million) – Sep-15			
	Total	Rural	Urban	% of Rural Subscribers
Andhra Pradesh	73.26	31.03	42.23	42.36
Assam	18.01	11.11	6.90	61.67
Bihar	73.60	41.16	32.45	55.92
Delhi	47.34	2.32	45.03	4.90
Gujarat	58.83	22.64	36.19	38.48
Haryana	22.24	9.98	12.26	44.86
Himachal Pradesh	8.39	5.47	2.92	65.17
Jammu & Kashmir	9.77	5.18	4.59	52.98
Karnataka	60.23	19.58	40.65	32.51
Kerala	32.86	14.57	18.29	44.35
Madhya Pradesh	62.74	27.93	34.81	44.52
Maharashtra	79.19	37.57	41.62	47.44
Mumbai	30.87	0.68	30.19	2.21
North East	10.66	5.27	5.39	49.46
Orissa	29.11	16.09	13.03	55.25
Punjab	31.10	11.90	19.20	38.26
Rajasthan	56.81	30.09	26.73	52.96
T.N. (incl. Chennai)	79.34	22.85	56.48	28.80
U.P.(E)	85.31	43.03	42.28	50.44
U.P.(W)	53.20	25.47	27.72	47.89
Kolkata	23.56	1.64	21.92	6.96
West Bengal	50.24	33.29	16.95	66.26
All India	996.66	418.84	577.82	42.02

Table 1.12 : Service Area wise Wireless Tele-density

Service Area	As on 30 th June, 2015			As on 30 th September, 2015		
	Rural Teledensity	Urban Teledensity	Total Teledensity	Rural Teledensity	Urban Teledensity	Total Teledensity
A.P.	48.03	169.19	81.83	48.88	171.81	83.19
Assam	40.05	130.99	54.53	40.94	133.73	55.77
Bihar	34.44	170.72	53.21	34.87	171.98	53.77
Delhi	-	-	221.76	-	-	225.11
Gujarat	60.92	137.32	92.75	61.43	137.04	93.00
Haryana	58.38	121.57	81.00	57.00	125.00	81.42
H.P.	85.68	337.82	114.99	87.55	354.56	118.68
J&K	56.79	132.98	77.92	57.95	133.71	79.00
Karnataka	49.88	163.71	93.84	51.41	169.04	96.93
Kerala	62.12	170.81	89.68	54.72	202.21	92.11
M.P.	37.73	118.95	59.89	37.26	123.46	60.82
Maharashtra*	60.06	119.38	88.62	60.86	122.54	90.62
Mumbai*						
North East	50.43	153.69	76.25	50.69	154.89	76.81
Orissa	45.28	170.19	67.25	46.13	174.50	68.77
Punjab	70.19	139.74	100.43	68.61	143.15	101.11
Rajasthan	54.01	149.73	77.11	54.68	152.58	78.32
Tamil Nadu (incl. Chennai)	80.92	135.10	112.95	79.34	134.19	111.91
U.P.(E)*	39.32	133.25	60.74	39.06	134.94	60.95
U.P.(W)*						
Kolkata*	51.27	139.72	76.64	51.90	143.48	78.18
West Bengal*						
All India	48.10	144.25	77.90	48.11	147.35	78.93

* Population data/projections are available state-wise only.

Notes:

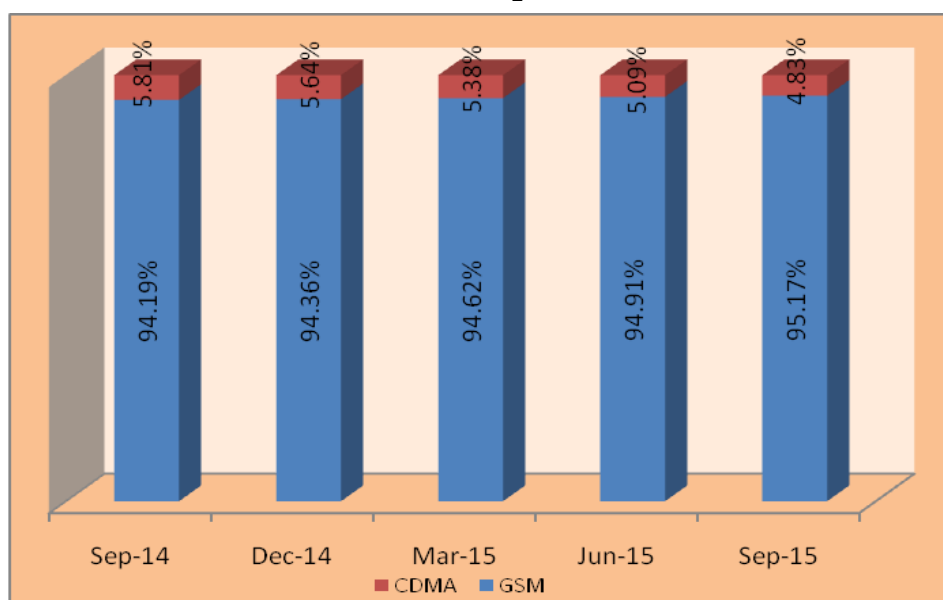
1. Teledensity figures are derived from the subscriber data provided by the operators and the population projections, for Urban and Rural areas, of the country, published by the Office of the Registrar General & Census Commissioner, India.
2. Delhi service area, apart from the State of Delhi, includes the areas served by the local exchanges of Ghaziabad & Noida (in UP) and Gurgaon & Faridabad (in Haryana).

Table 1.13 : Rural Wireless Subscriber base and Market Share

Service Provider	Subscribers at the end of Sep-15 (in millions)	Rural Subscribers (in millions)		% of Rural subscribers in total		Market Share of Rural Subscribers (%)	
		Jun-15	Sep-15	Jun-15	Sep-15	Jun-15	Sep-15
Bharti	235.21	110.25	112.38	47.80	47.78	26.38	26.83
Vodafone	188.17	99.26	99.26	53.54	52.75	23.75	23.70
IDEA	166.56	92.73	90.88	57.21	54.56	22.19	21.70
BSNL	79.70	25.96	26.32	33.56	33.03	6.21	6.28
Reliance Comm. Group	110.39	27.86	28.28	25.35	25.62	6.67	6.75
Aircel	84.00	29.13	28.94	35.07	34.45	6.97	6.91
Tata	62.02	15.80	15.96	25.67	25.73	3.78	3.81
Telenor	47.78	14.91	14.95	30.97	31.28	3.57	3.57
Sistema	8.36	1.88	1.79	21.57	21.47	0.45	0.43
Quadrant	2.97	0.07	0.08	2.51	2.53	0.02	0.02
Videocon	7.90	0.00	0.00	0.00	0.00	0.00	0.00
MTNL	3.60	0.00	0.00	0.00	0.00	0.00	0.00
Total	996.66	417.85	418.84	42.60	42.02	100	100

1.19 Detailed table on service provider wise subscriber base in each service area is at Annexure-1.2.

Chart 1.8: Wireless Subscription: GSM vs CDMA



1.20 At the end of Sep-15, GSM subscribers constituted 95.17% share of the wireless market.

GSM Services

1.21 The GSM subscribers increased from 930.92 million at the end of Jun-15 to as against 948.55 million at the end of Sep-15, showing a quarterly growth of 1.89%. Bharti with 235.21 million subscribers continues to be the largest GSM mobile operator, followed by Vodafone (188.17 million).

Table 1.14 : Group-wise Market Share (in terms of subscription) within GSM Service

Service Provider	Jun-15		Sep-15		Net Additions (in million)
	No of Subscribers (in millions)	Market Share (%)	No of Subscribers (in millions)	Market Share (%)	
Bharti	230.66	24.78	235.21	24.80	4.55
Vodafone	185.38	19.91	188.17	19.84	2.79
Idea	162.08	17.41	166.56	17.56	4.48
BSNL	75.99	8.16	78.41	8.27	2.42
Reliance Comm. Group	83.09	8.93	84.50	8.91	1.41
Aircel	83.05	8.92	84.00	8.86	0.95
Tata	48.66	5.23	49.54	5.22	0.88
Telenor	48.13	5.17	47.78	5.04	-0.35
Videocon	7.61	0.82	7.90	0.83	0.29
MTNL	3.46	0.37	3.51	0.37	0.05
Quadrant	2.80	0.30	2.96	0.31	0.16
Total	930.92	100	948.55	100	17.63

1.22 There has been a net increase of 17.63 million GSM subscribers during the quarter ending Sep-15.

CDMA Services

1.23 The CDMA subscriber base declined from 49.89 million at the end of Jun-15 to 48.11 million at the end of Sep-15, thereby showing a decline rate of 3.56%. Reliance Communications Group with 25.89 million subscribers continues to be the largest CDMA mobile operator.

Table 1.15 : Market Share (in terms of subscription) within CDMA Service

Service Provider	Jun-15		Sep-15		Net Addition/ Decline (in million)
	No of Subscribers (in million)	Market Share (%)	No of Subscribers (in million)	Market Share (%)	
Reliance Comm. Group	26.82	53.75	25.89	53.80	-0.93
Tata	12.92	25.89	12.49	25.95	-0.43
Sistema	8.70	17.43	8.36	17.38	-0.34
BSNL	1.37	2.74	1.29	2.68	-0.08
MTNL	0.09	0.18	0.09	0.18	0.00
Quadrant	0.003	0.01	0.003	0.01	0.00
Total	49.89	100	48.11	100	-1.78

1.24 There has been a net decline of 1.78 million CDMA subscribers during the quarter ending Sep-15.

1.25 In terms of net additions during the quarter, all the service providers except Quadrant recorded decline in their CDMA subscriber base.

Section C : Wireline Service

Table 1.16 : Service Providers providing Wireline Service

[As on 30th September, 2015]

Sl. No.	Name of the Service Provider	Area of Operation
1	BSNL	All India except Delhi & Mumbai
2	MTNL	Delhi & Mumbai
3	Bharti Airtel Ltd	Andhra Pradesh (including Telangana), Delhi, Gujarat, Haryana, Himachal Pradesh, Madhya Pradesh (including Chhatisgarh), Maharashtra, Mumbai, Punjab, Tamil Nadu (including Chennai), Karnataka, Kerala, Kolkata, Rajasthan, UP(East) and UP(West)
4	Tata Teleservices Ltd. & Tata Teleservices (Mah) Ltd.	All India except N.E., Assam and J&K
5	Quadrant Televentures Ltd. (HFCL)	Punjab
6	Sistema Shyam Telelink Ltd.	Rajasthan
7	Reliance Communications Ltd.	All India except Assam & North-East
8	Vodafone	All India except J&K

1.26 Total Wireline subscriber base declined from 26.15 million at the end of Jun-15 to 25.95 million at the end of Sep-15 with quarterly declining rate of 0.76%. Overall Wireline Teledensity is 2.06 at the end of this quarter as against 2.08 of the previous quarter.

1.27 Rural subscriber base has shown decline of 2.63%, from 4.90 Million at the end of Jun-15 to 4.77 Million at the end of Sep-15. During the same period, Urban subscription also recorded decline of 0.33%, from 21.25 million to 21.18 million.

Chart 1.9: Wireline Subscriber Base and Teledensity

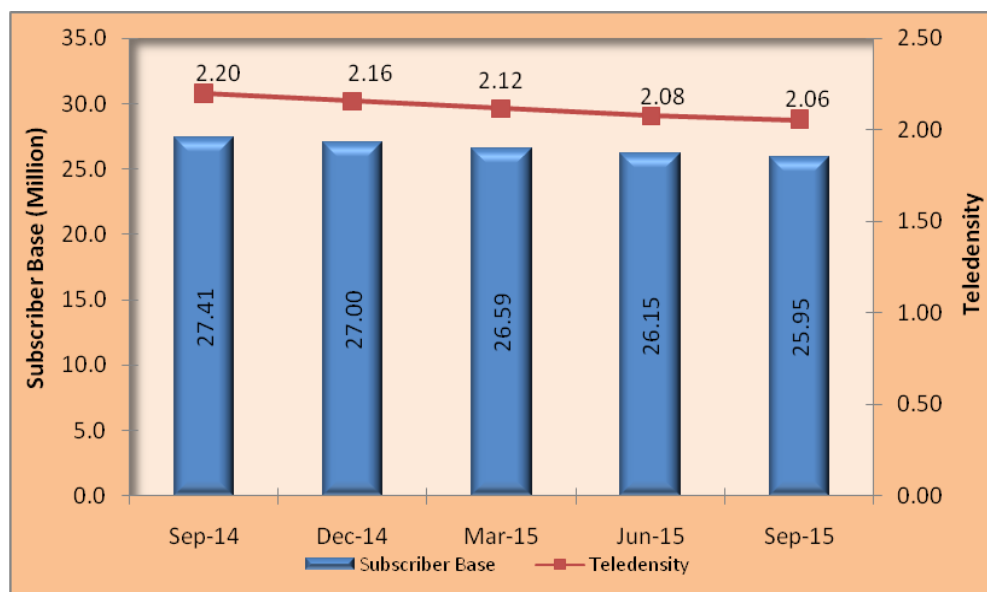


Table 1.17 : Wireline Subscriber Base & Teledensity - Rural & Urban

Quarter ending	Subscriber Base (million)		Teledensity	
	Rural	Urban	Rural	Urban
Sep-14	5.55	21.85	0.64	5.68
Dec-14	5.34	21.66	0.62	5.60
Mar-15	5.12	21.47	0.59	5.53
Jun-15	4.90	21.25	0.56	5.45
Sep-15	4.77	21.18	0.55	5.40

Table 1.18 : Service Provider wise Subscriber base (Rural - Urban)

Service Provider	Subscriber Base (million) Sep-15			Share of Rural subscription (%)
	Rural	Urban	Total	
BSNL	4.65	10.99	15.65	29.73%
MTNL	-	3.53	3.53	--
Bharti	-	3.52	3.52	--
Tata	0.05	1.66	1.71	2.95%
Reliance	0.002	1.16	1.16	0.15%
Quadrant	0.06	0.18	0.23	24.18%
Vodafone	-	0.09	0.09	--
Sistema	0.01	0.05	0.06	17.11%
Total	4.77	21.18	25.95	18.38%

Chart 1.10: Composition of Wireline Subscriber base - Rural & Urban

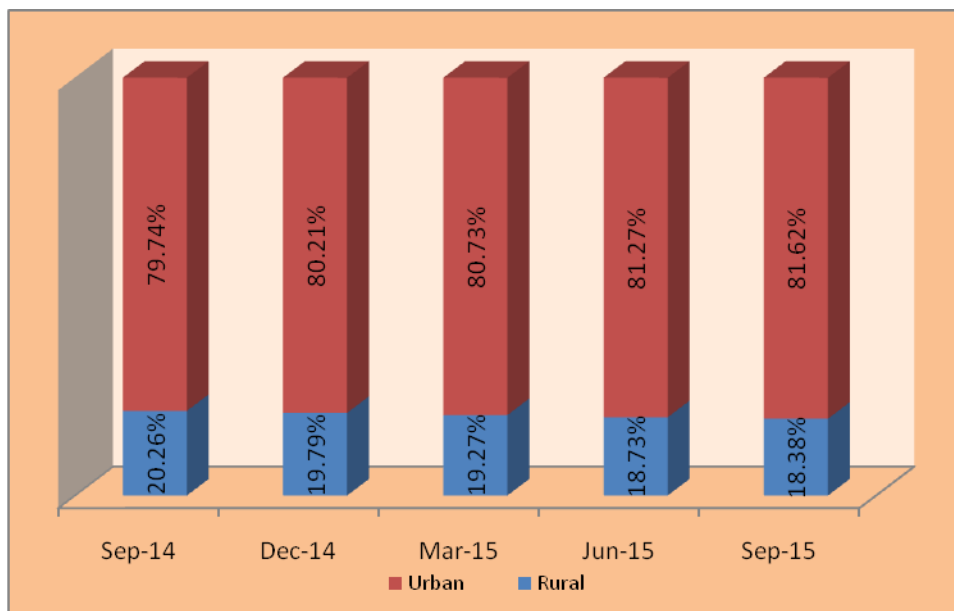


Table 1.19 : Service Provider wise growth in Subscriber base

Service Provider	Subscriber Base (million)			Rate of change (%)	Market share-Jun-15 (%)	Market share-Sep-15 (%)
	Jun-15	Sep-15	Net Addition			
BSNL	15.94	15.65	-0.292	-1.83	60.94	60.28
MTNL	3.54	3.53	-0.006	-0.16	13.52	13.60
Bharti	3.44	3.52	0.079	2.30	13.17	13.58
Tata	1.69	1.71	0.020	1.16	6.46	6.59
Reliance	1.17	1.16	-0.010	-0.88	4.49	4.48
Quadrant	0.23	0.23	0.003	1.47	0.88	0.90
Sistema	0.06	0.06	0.001	1.78	0.22	0.23
Vodafone	0.08	0.09	0.006	7.59	0.32	0.35
Total	26.15	25.95	-0.198	-0.76	100	100

1.28 Detailed table on service provider wise subscriber base in each service area is at Annexure-1.3.

Table 1.20: Service Area wise Wireline Subscriber base & Net Additions (in million)

Service Area	Jun-15	Sep-15	Net Additions (in million)	Rate of Change (%)
Andhra Pradesh	1.84	1.83	-0.011	-0.58
Assam	0.17	0.16	-0.004	-2.42
Bihar	0.35	0.35	0.000	0.07
Delhi	3.15	3.15	0.007	0.23
Gujarat	1.50	1.48	-0.023	-1.56
Haryana	0.40	0.38	-0.013	-3.18
Himachal Pradesh	0.19	0.18	-0.009	-4.69
Jammu & Kashmir	0.14	0.13	-0.006	-4.13
Karnataka	2.27	2.28	0.016	0.70
Kerala	2.54	2.50	-0.039	-1.55
Madhya Pradesh	1.07	1.06	-0.009	-0.82
Maharashtra	2.06	2.06	-0.006	-0.28
Mumbai	3.05	3.05	0.005	0.16
North East	0.13	0.13	0.001	0.76
Orissa	0.32	0.32	0.002	0.51
Punjab	1.10	1.08	-0.020	-1.86
Rajasthan	0.81	0.80	-0.011	-1.31
T.N. (incl. Chennai)	2.73	2.73	-0.002	-0.08
U.P.(E)	0.50	0.50	0.001	0.12
U.P.(W)	0.47	0.44	-0.022	-4.70
Kolkata	0.99	0.95	-0.040	-4.01
W.B.	0.41	0.40	-0.015	-3.73
All India	26.15	25.95	-0.198	-0.76

1.29 North East service area showed maximum growth rate of 0.76%, whereas UP(East) service area showed maximum decline rate of 4.30% during the quarter ending Sep-15.

Table 1.21: Service Area wise Wireline Rural-Urban Subscriber Base- Sep-15 (in million)

Service Area	Total Subs	Rural Subs	Urban Subs	% of Rural Subs
Andhra Pradesh	1.83	0.42	1.40	23.11
Assam	0.16	0.03	0.13	18.32
Bihar	0.35	0.09	0.25	27.23
Delhi	3.15	--	3.15	--
Gujarat	1.48	0.26	1.22	17.40
Haryana	0.38	0.09	0.29	23.47
Himachal Pradesh	0.18	0.12	0.06	66.44
Jammu & Kashmir	0.13	0.02	0.11	14.16
Karnataka	2.28	0.25	2.03	10.93
Kerala	2.50	1.61	0.88	64.55
Madhya Pradesh	1.06	0.14	0.92	13.19
Maharashtra	2.06	0.42	1.63	20.53
Mumbai	3.05	--	3.05	--
North East	0.13	0.03	0.10	22.42
Orissa	0.32	0.08	0.24	24.78
Punjab	1.08	0.31	0.77	28.87
Rajasthan	0.80	0.15	0.65	19.13
T.N. (incl. Chennai)	2.73	0.44	2.28	16.28
U.P.(E)	0.50	0.07	0.43	14.82
U.P.(W)	0.44	0.05	0.39	11.27
Kolkata	0.95	--	0.95	--
W.B.	0.40	0.17	0.22	43.72
All India	25.95	4.77	21.18	18.38

Table 1.22: Service Area wise Wireline Teledensity

Service Area	As on 30 th June, 2015			As on 30 th September, 2015		
	Rural Teledensity	Urban Teledensity	Total Teledensity	Rural Teledensity	Urban Teledensity	Total Teledensity
Andhra Pradesh	0.68	5.72	2.09	0.66	5.71	2.07
Assam	0.11	2.65	0.52	0.11	2.58	0.50
Bihar	0.08	1.34	0.26	0.08	1.34	0.25
Delhi	-	-	15.07	-	-	15.00
Gujarat	0.73	4.68	2.38	0.70	4.61	2.33
Haryana	0.56	3.06	1.45	0.51	2.99	1.40
Himachal Pradesh	2.08	7.56	2.71	1.94	7.43	2.58
Jammu & Kashmir	0.23	3.49	1.13	0.21	3.34	1.08
Karnataka	0.68	8.40	3.66	0.66	8.46	3.68
Kerala	6.18	9.89	7.12	6.05	9.78	7.00
Madhya Pradesh	0.19	3.29	1.04	0.19	3.26	1.03
Maharashtra*	0.68	8.03	4.22	0.67	8.00	4.21
Mumbai*						
North East	0.28	2.83	0.91	0.27	2.84	0.92
Orissa	0.22	3.20	0.75	0.23	3.20	0.75
Punjab	1.88	5.81	3.59	1.80	5.73	3.51
Rajasthan	0.29	3.73	1.12	0.28	3.68	1.10
Tamil Nadu (incl. Chennai)	1.54	5.45	3.85	1.54	5.42	3.85
U.P.(E)*	0.07	1.62	0.43	0.07	1.58	0.42
U.P.(W)*						
Kolkata*	0.27	4.50	1.48	0.26	4.32	1.42
W.B.*						
All India	0.56	5.45	2.08	0.55	5.40	2.06

* Population data/projections are available state-wise only

Note: Teledensity figures are derived from the subscriber data provided by the operators and the population projections, for Urban and Rural areas, of the country, published by the Office of the Registrar General & Census Commissioner, India.

Public Call Offices (PCO)

1.30 Total number of PCOs in the country declined from 7.02 lakh at the end of Jun-15 to 6.58 lakh at the end of Sep-15. Detailed table of service provider wise PCOs is available at Annexure -1.4.

Chart 1.11: Trend of Number of PCOs

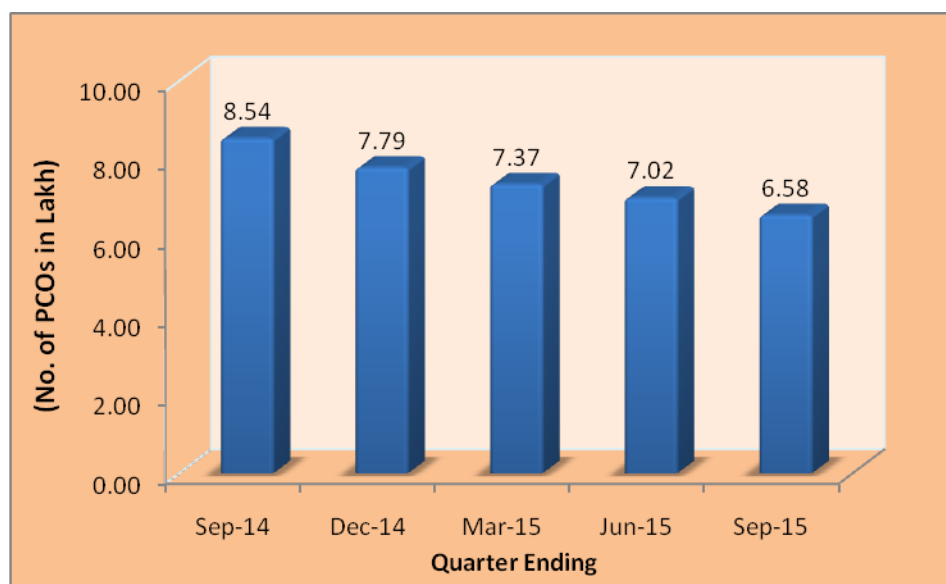


Table 1.23 : Rate of change & Market share of PCOs

Service Provider	Jun-15	Sep-15	Rate of change	Market share (Sep-15)
BSNL	4.39	4.14	-5.84	62.86
MTNL	1.38	1.37	-0.64	20.78
Bharti	0.20	0.19	-4.40	2.92
Quadrant	0.02	0.02	-5.31	0.36
Sistema	0.10	0.10	-3.14	1.50
Tata	0.48	0.37	-22.45	5.68
Reliance	0.44	0.39	-11.70	5.89
Vodafone	-	-	-	-
Total	7.02	6.58	-6.24	100

1.31 Number of PCOs continued show declining trend. This quarter has recorded a decline of 6.24%. The year-on-year (Y-O-Y) decline rate over the same quarter of the last year is 22.91%.

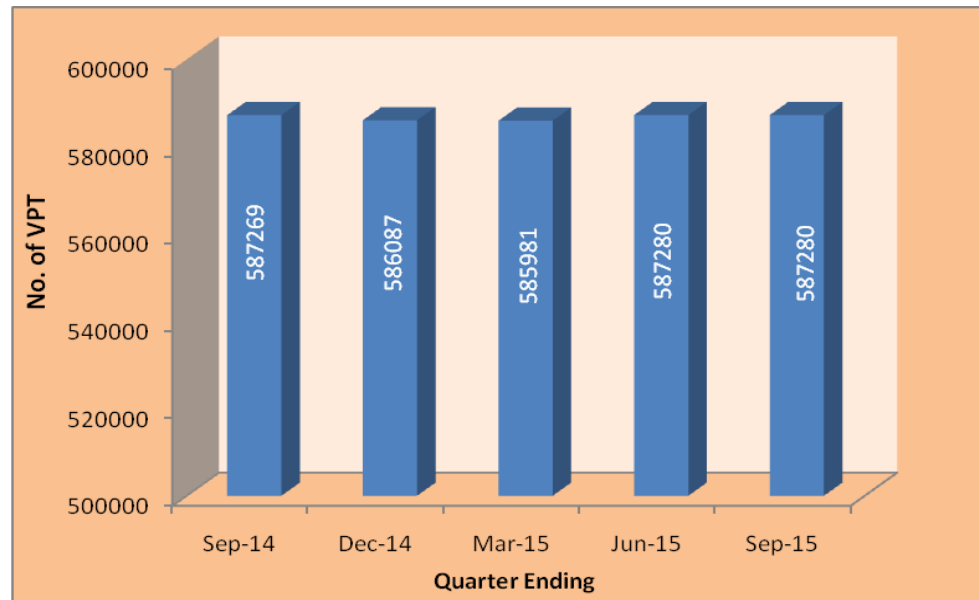
Village Public Telephones (VPTs)

1.32 There are 5,93,731 inhabited villages in India as per census 2001. At the end of the quarter, 98.91% of the total inhabited villages in India have been connected by VPT.

1.33 There is no change in number of VPTs in this quarter and remained 5,87,280 at the end of Sep-15.

1.34 BSNL (5,82,482) has 99.18% market share of total VPTs followed by Sistema (3010) with 0.51%. Detailed table of VPT is at available Annexure -1.5.

Chart 1.12: Growth/decline Trend in VPTs



Section D: Internet Service

1.35 This section summarizes information submitted by 131 operators for the quarter ending Jun-15. **Part-I** consists of information of Internet service (both narrowband and broadband), **Part-II** consists of broadband service and **Part-III** covers narrowband service.

Part-I : Internet Service (broadband + narrowband)

1.36 As per reports received from operators, total number of internet subscribers increased from 319.42 million at the end of Jun-15 to 324.95 million at the end of Sep-15 with quarterly growth rate of 1.73%.

1.37 Wired Internet subscribers increased from 19.21 million at the end of Jun-15 to 19.60 million at the end of Sep-15 with quarterly growth of 2.07%, and Wireless Internet subscribers increased from 300.22 million at the end of Jun-15 to 305.35 million at the end of Sep-15 with quarterly growth rate of 1.71%.

1.38 Number of Broadband subscribers increased from 108.85 million at the end of Jun-15 to 120.88 million at the end of Sep-15. The number of Narrowband subscribers declined from 210.57 million at the end of Jun-15 to 204.07 million at the end of Sep-15.

Table 1.24: Trend of Internet subscriber base

Segment	Mode of Access								Total Subscribers	
	Wired		Wireless							
			Fixed Wireless (Wi-Fi, Wi-Max, Radio & VSAT)		Mobile Wireless (Phone + Dongle)		Total Wireless			
Jun-15	Sep-15	Jun-15	Sep-15	Jun-15	Sep-15	Jun-15	Sep-15	Jun-15	Sep-15	
Broadband	15.70	16.13	0.45	0.47	92.70	104.28	93.15	104.75	108.85	120.88
Narrowband	3.51	3.47	0.03	0.03	207.04	200.57	207.07	200.60	210.57	204.07
Total	19.21	19.60	0.48	0.49	299.73	304.85	300.22	305.35	319.42	324.95

1.39 The following charts present the composition of Internet Subscribers by mode of access and composition of Broadband & Narrowband subscription.

Chart 1.13: Composition of Internet subscription

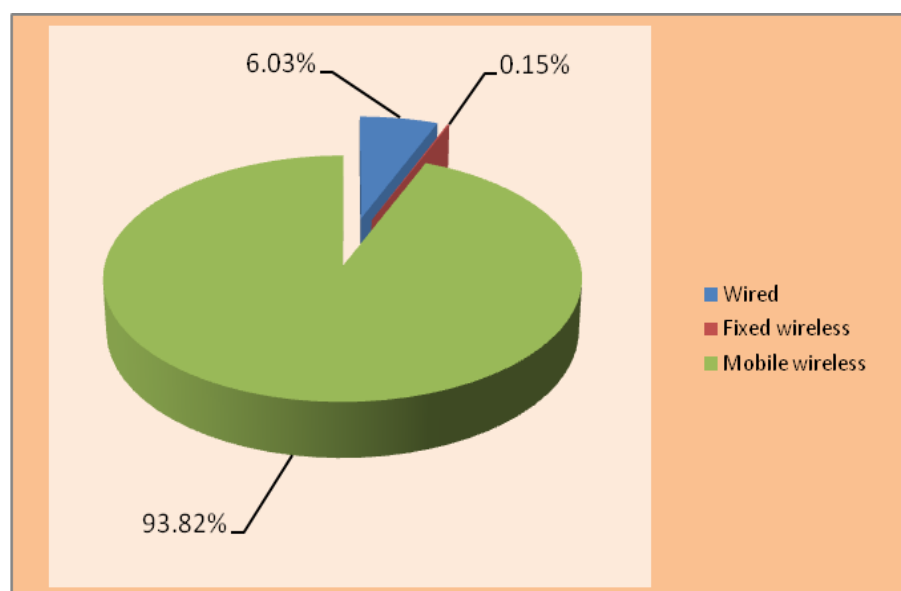
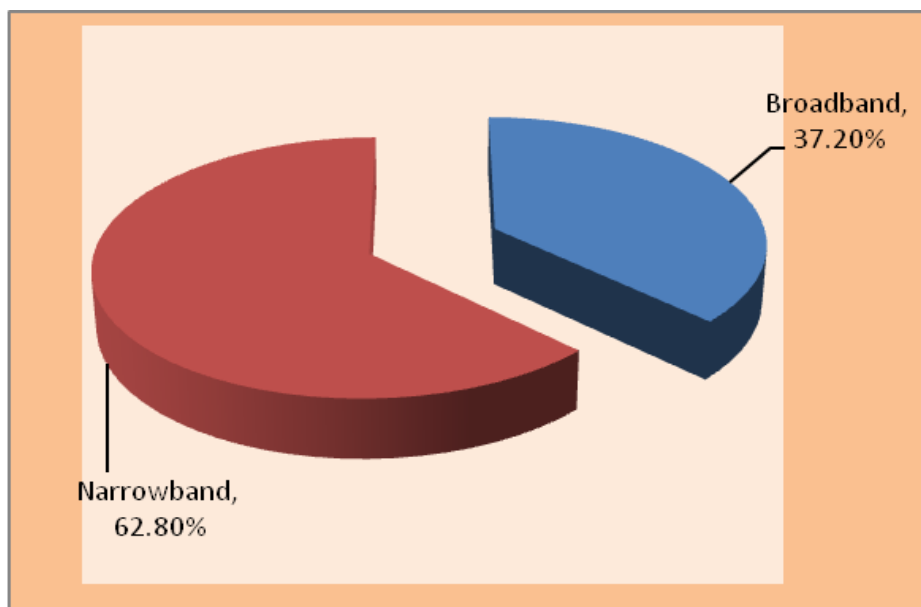


Chart 1.14 : Composition of Broadband & Narrowband subscription



1.40 The urban/rural break up of internet subscribers are as per the following table.

Table 1.25: Break up of Rural-Urban internet subscriber base

[Subscribers in Millions]

Telecom Service Area	Narrowband		Broadband		Total Internet (Sep-15)		Total Internet (Jun-15)	
	Rural	Urban	Rural	Urban	Rural	Urban	Rural	Urban
Andhra Pradesh	5.90	8.54	2.91	6.65	8.80	15.19	8.87	14.53
Assam	2.84	1.74	0.59	0.86	3.43	2.60	3.48	2.41
Bihar	7.12	7.46	1.40	2.50	8.52	9.96	8.64	9.40
Delhi	0.61	8.23	0.51	10.09	1.12	18.32	1.05	18.34
Gujarat	4.61	7.83	1.68	6.47	6.29	14.30	6.37	13.91
Haryana	2.31	2.35	0.74	2.05	3.05	4.40	3.13	4.27
Himachal Pradesh	1.13	0.70	0.63	0.38	1.77	1.08	1.74	0.98
Jammu & Kashmir	1.28	1.01	0.50	0.57	1.78	1.58	1.81	1.72
Karnataka	3.92	7.67	1.74	8.38	5.67	16.05	5.62	15.36
Kerala	3.38	3.46	3.08	4.42	6.46	7.88	6.17	7.35
Kolkata	0.20	4.84	0.27	3.34	0.47	8.18	0.52	7.94
Madhya Pradesh	5.57	7.15	0.68	5.50	6.26	12.65	6.40	11.76

Telecom Service Area	Narrowband		Broadband		Total Internet (Sep-15)		Total Internet (Jun-15)	
	Rural	Urban	Rural	Urban	Rural	Urban	Rural	Urban
Maharashtra	7.19	9.16	2.56	8.80	9.74	17.97	9.70	16.88
Mumbai	0.16	7.06	0.12	7.94	0.27	15.01	0.25	14.55
North East	1.57	1.22	0.44	0.61	2.01	1.83	2.02	1.81
Orissa	3.16	3.11	0.38	1.14	3.54	4.25	3.70	4.01
Punjab	4.03	4.82	0.72	3.50	4.75	8.31	4.71	7.97
Rajasthan	5.49	6.35	1.66	3.20	7.15	9.55	7.80	8.88
Tamil Nadu	4.24	10.61	2.87	9.15	7.11	19.76	7.18	18.94
Uttar Pradesh(East)	9.11	7.45	1.22	2.95	10.34	10.40	11.70	10.21
Uttar Pradesh(West)	4.88	5.73	0.97	3.29	5.86	9.02	6.08	8.96
West Bengal	5.60	3.27	1.52	1.90	7.12	5.17	7.51	4.79
Total	84.31	119.76	27.20	93.68	111.51	213.44	114.44	204.98

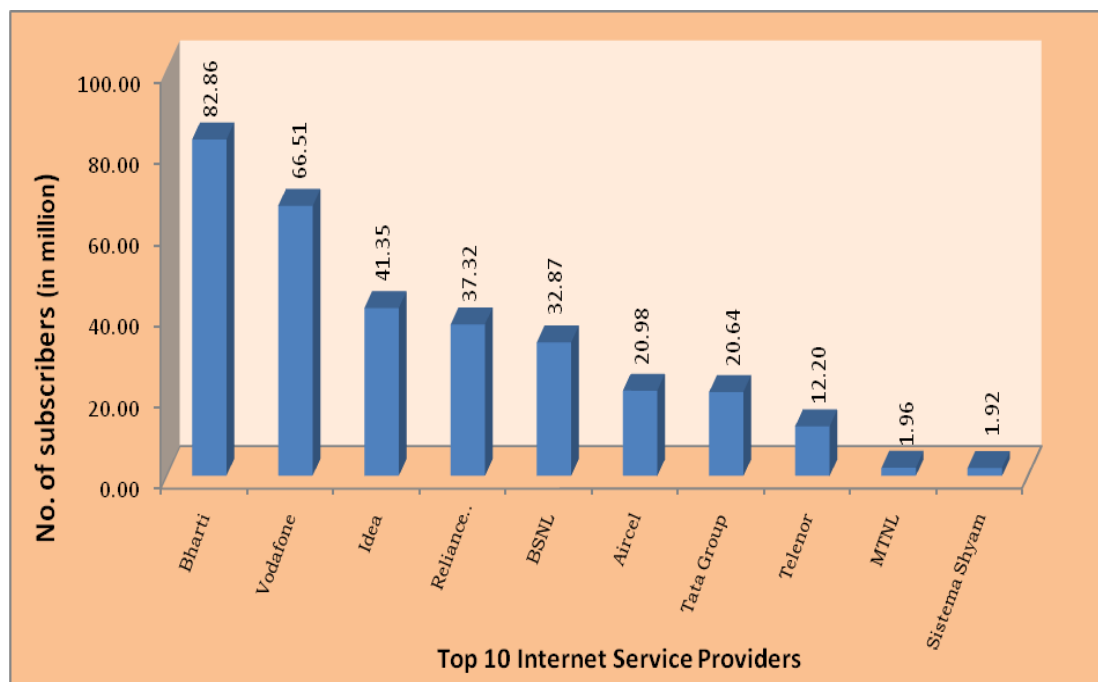
Table 1.26: Internet Subscriber Base and Market Share of top 10 Service Providers – Sep-15

S.No	ISP	Subs	Share (%)
1	Bharti	82864139	25.50
2	Vodafone	66514793	20.47
3	Idea	41347579	12.72
4	Reliance Communication Group	37319471	11.48
5	BSNL	32873442	10.12
6	Aircel	20984166	6.46
7	Tata Group	20637928	6.35
8	Telenor	12196283	3.75
9	MTNL	1961029	0.60
10	Sistema Shyam	1924152	0.59
	Total of Top 10 ISPs	318622982	98.05
	Others	6329616	1.95
	Grand Total	324952598	100

1.41 Bharti holds the top position with 25.50% of market share of internet subscribers followed by Vodafone with 20.47%. Top 10 Service Providers together hold 98.05% of total internet subscriber base. Detailed table of number of subscriber base of all the service providers is available at Annexure-1.6.

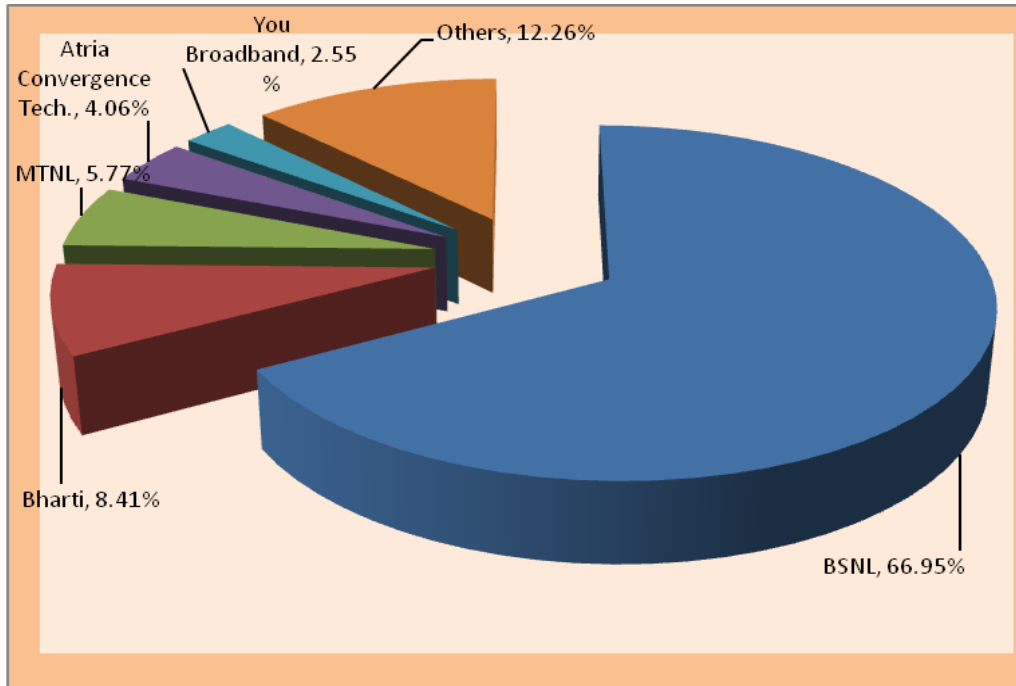
1.42 The following chart depicts the subscriber base of top ten ISPs in the QE Sep-15.

Chart 1.15 : Subscriber base of top ten ISPs



1.43 In wired internet segment, BSNL holds 66.95% market share with 13.13 million subscribers, followed by Bharti with 1.65 million subscribers. Total number of wired internet subscriber is 19.60 million at the end of Sep-15.

Chart 1.16 : Composition of Wired Internet subscribers



1.44 In wireless internet segment, Bharti holds 26.60% market share with 81.22 million subscribers followed by Vodafone (66.51 million internet subscribers).

Chart 1.17 : Composition of Wireless Internet subscription

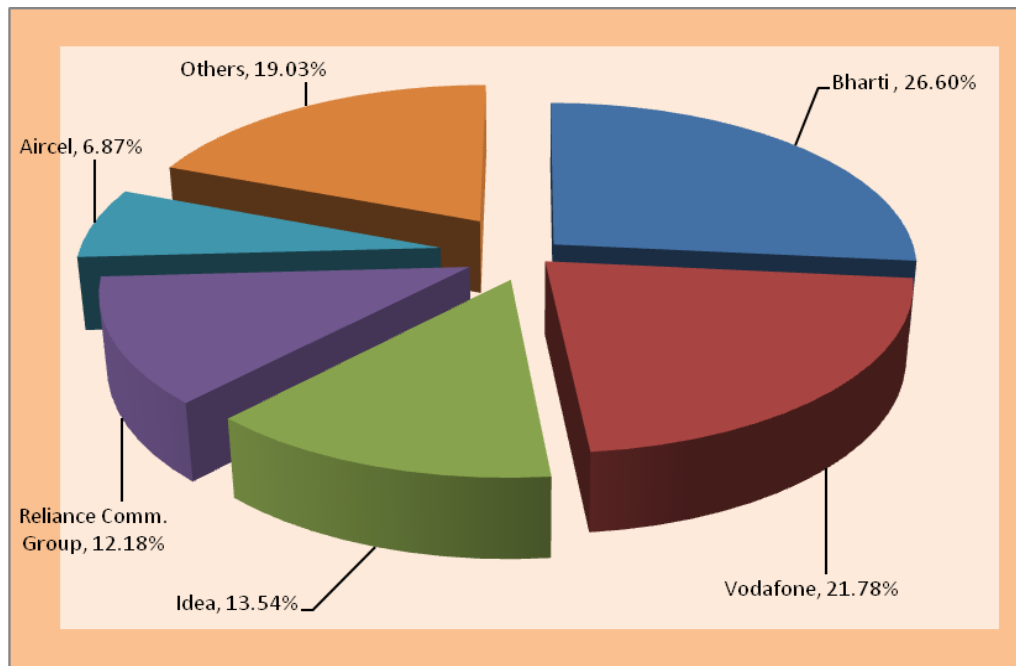


Chart 1.18 : Technology trend for Wireless Internet Access – Sep-15

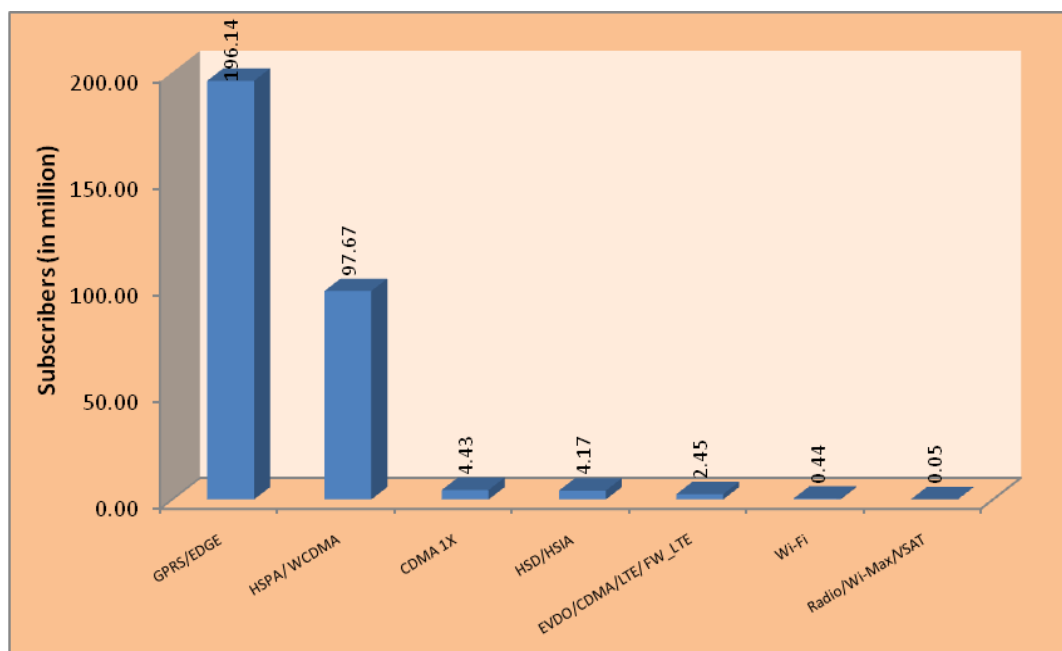
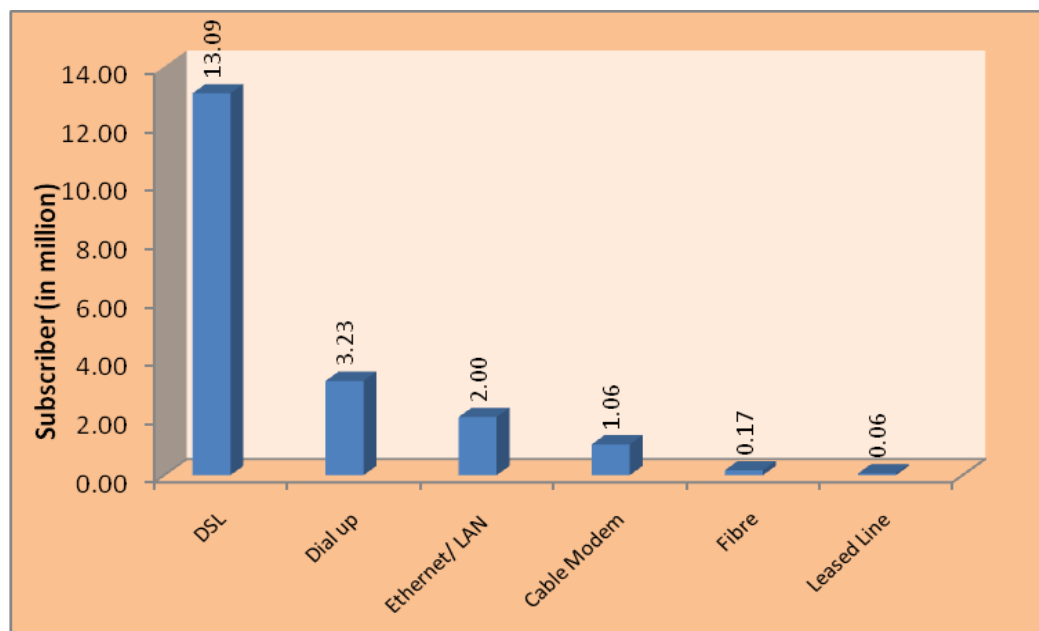


Chart 1.19 : Technology trend for Wired Internet Access – Sep-15



1.45 Top five service areas in terms of internet subscriptions (wired + wireless) are Maharashtra (27.71 million), Tamil Nadu including Chennai (26.87 million), Andhra Pradesh (24.00 million), Karnataka (21.72 million) and U.P.(E) (20.73 million)

Table 1.27 : Service Area wise number of Internet Subscribers per 100 population at the end of Sep-15

Service Area	Internet Subscribers (in million)			Internet subscribers per 100 population		
	Rural	Urban	Total	Rural	Urban	Total
Andhra Pradesh	8.80	15.19	24.00	13.87	61.81	27.25
Assam	3.43	2.60	6.03	12.65	50.32	18.67
Bihar	8.52	9.96	18.48	7.22	52.78	13.50
Delhi	-	-	19.44	-	-	92.44
Gujarat	6.29	14.30	20.59	17.06	54.15	32.55
Haryana	3.05	4.40	7.45	17.42	44.83	27.27
Himachal Pradesh	1.77	1.08	2.85	28.28	131.05	40.26
Jammu & Kashmir	1.78	1.58	3.36	19.91	45.95	27.14
Karnataka	5.67	16.05	21.72	14.88	66.73	34.95
Kerala	6.46	7.88	14.33	24.25	87.11	40.18
Madhya Pradesh	6.26	12.65	18.91	8.35	44.88	18.33
Maharashtra	9.74	17.97	27.71	15.94	56.27	35.40
Mumbai	0.27	15.01	15.28			
North East	2.01	1.83	3.84	19.32	52.49	27.63
Orissa	3.54	4.25	7.79	10.15	56.97	18.41
Punjab	4.75	8.31	13.07	27.41	61.98	42.49
Rajasthan	7.15	9.55	16.71	13.00	54.55	23.03
Tamil Nadu	7.11	19.76	26.87	24.68	46.94	37.90
UP (East)	10.34	10.40	20.73	9.23	37.43	15.67
UP (West)	5.86	9.02	14.88			
Kolkata	0.47	8.18	8.65	11.27	49.26	22.18
West Bengal	7.12	5.17	12.29			
Total	111.51	213.44	324.95	12.81	54.43	25.73

* Population data/projections are available state-wise only.

Notes:

1. No. of total internet subscribers per 100 population is derived from the subscriber data provided by the operators and the population projections of the country, published by the Office of the Registrar General & Census Commissioner, India.

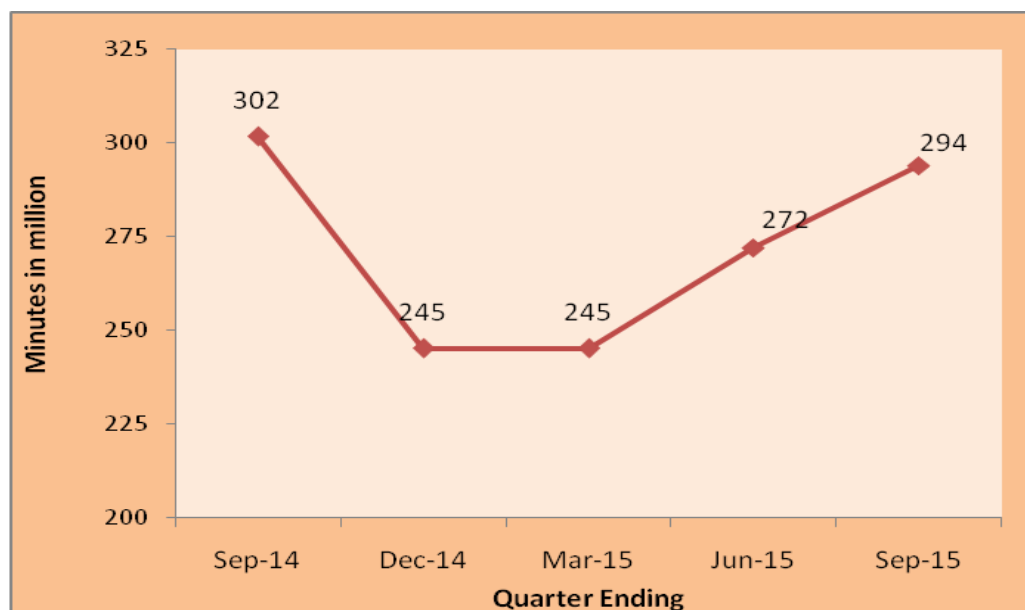
ISP Connectivity

1.46 The International Internet bandwidth owned by various service providers is reported to be 1723 GB during the quarter ending Sep-15 as compared to 1691 GB during the previous quarter.

Internet Telephony

1.47 As per the reports received from 18 service providers, providing Internet Telephony services, the total outgoing minutes of usage for internet telephony is 294 million during the Q.E. Sep-15. List of Internet Telephony Service providers is available at Annexure-1.7.

Chart 1.20 : Trends in MOU for Internet Telephony

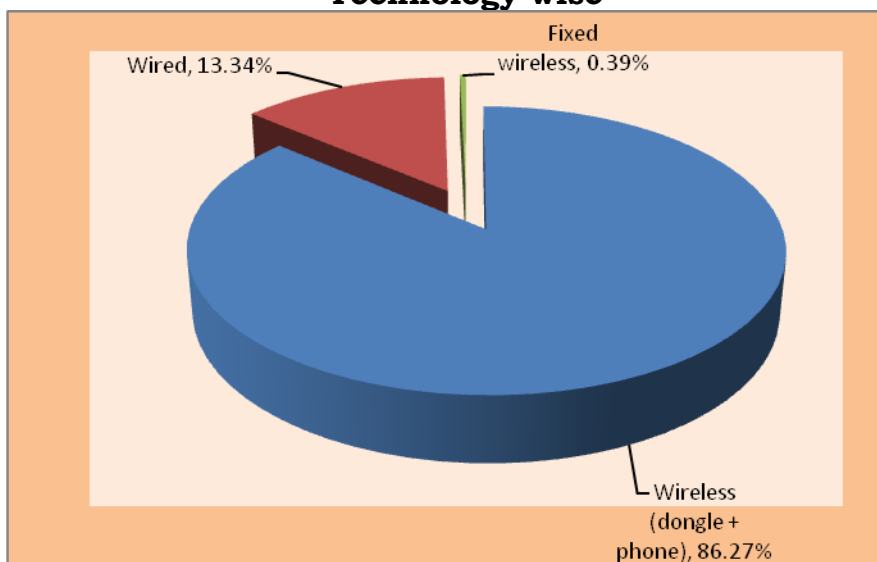


Part-II : Broadband Service (Download Speed \geq 512 Kbps)

1.48 The total number of broadband subscribers increased from 108.85 million at the end of Jun-15 to 120.88 million at the end of Sep-15. Out of which wired broadband subscribers are 16.13 million and wireless broadband subscribers are 104.75 million.

- 1.49 Top five broadband (wired+wireless) service providers in term of subscribers are Bharti (28.19 million), Vodafone (23.78 million), Idea (19.60 million), BSNL (18.94 million), and Reliance Communications Group (11.04 million).
- 1.50 In wired broadband segment, BSNL holds 61.57% market share with 9.93 million subscribers followed by Bharti with 1.58 million and MTNL with 1.13 million subscribers.
- 1.51 In wireless broadband segment, Bharti holds 25.40% market share with 26.61 million subscribers followed by Vodafone with 23.78 million (22.70%) and Idea Cellular with 19.60 million subscribers.
- 1.52 Top five service areas in respect of broadband subscriptions are Tamil Nadu including Chennai (12.02 million), Maharashtra (11.36 million), Delhi (10.61 million), Karnataka (10.12 million) and Andhra Pradesh (9.56 million).

Chart 1.21 : Composition of Broadband subscription – Technology wise

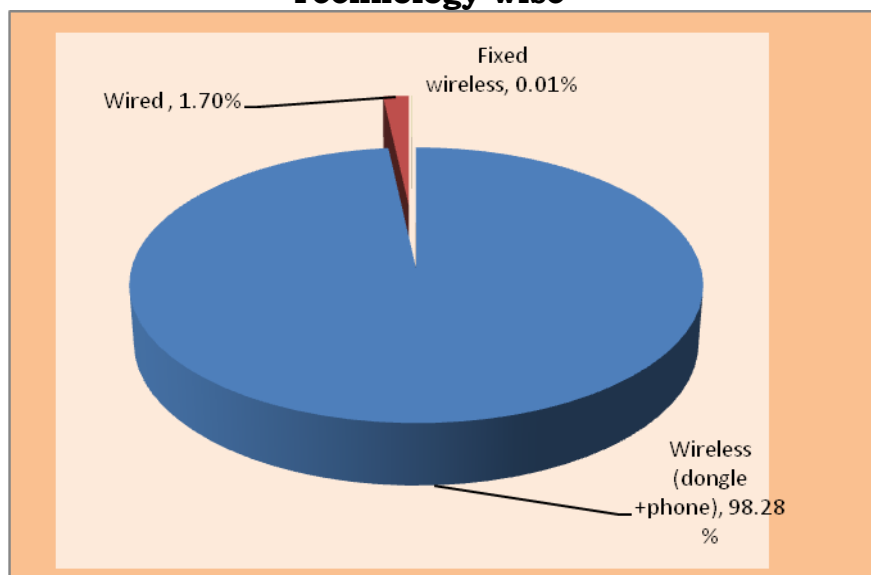


- 1.53 Mobile Device Users (dongle + phone) constitute 86.27% of total broadband subscribers.

Part-III : Narrowband Service (Download Speed <512 Kbps)

- 1.54 Total number of narrowband subscribers declined from 210.57 million at the end of Jun-15 to 204.07 million at the end of Sep-15 with the quarterly decline rate of 3.09%. Out of 204.07 million narrowband subscribers, Wired Narrowband subscribers are 3.47 million and Wireless Narrowband subscribers are 200.60 million.
- 1.55 The top five narrowband (wired + wireless) service providers in term of subscriber base are Bharti (54.68 million), Vodafone (42.73 million), Reliance Communications Group (26.28 million), Idea Cellular (21.75 million) and Aircel (16.77 million).
- 1.56 In wired narrowband segment, BSNL holds 91.94% market share with 3.19 million subscribers followed by Bharti (0.07 million) and Tata (0.06 million).
- 1.57 In wireless narrowband segment, Bharti holds 27.22% market share with 54.61 million subscribers followed by Vodafone (42.73 million) and Reliance Communications Group (26.26 million).

Chart 1.22 : Composition of Narrowband subscription – Technology wise



Section E : Other Value Added Services - PMRTS & VSAT

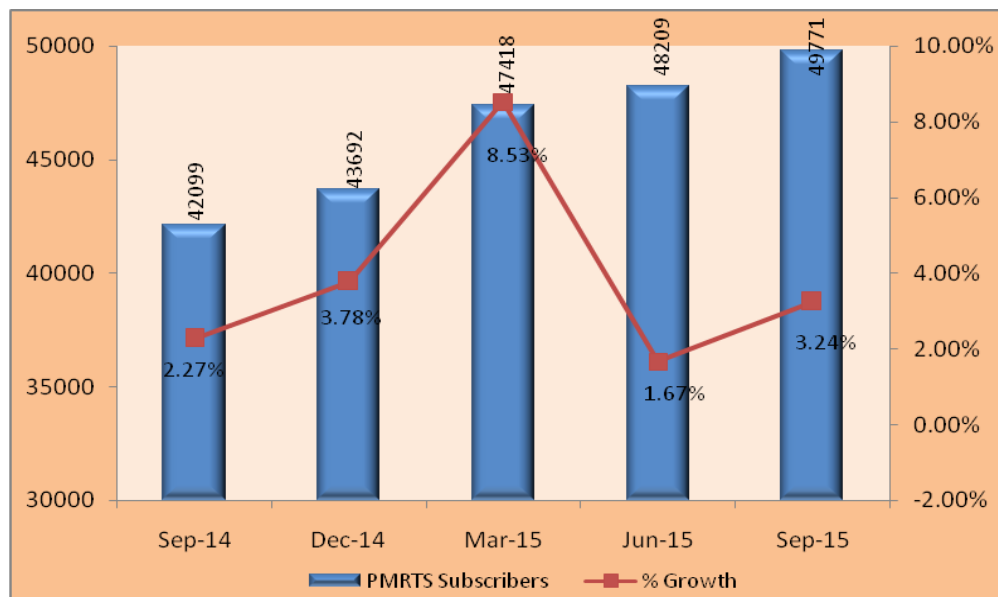
Public Mobile Radio Trunk Services (PMRTS)

1.58 The subscriber base of PMRTS increased from 48,209 at the end of Jun-15 to 49,771 at the end of Sep-15 with quarterly growth rate of 3.24%.

Table 1.28 : PMRTS Subscriber base - Service Provider wise

Sr. No.	Name of the Service Provider	Subscriber Base as on 30.06.2015	Subscriber Base as on 30.09.2015	Growth in Subscribers	% Growth in subscribers as on 30.09.2015
1	Arya Omnitalk Radio Trunking Services Pvt.Ltd.	44465	45589	1124	2.53%
4	Inative Networks Pvt Ltd	1820	1820	0	0.00%
3	QuickCall	1229	833	-396	-32.22%
2	Procall Ltd.	695	645	-50	-7.19%
6	Smartlink Pvt Ltd	0	302	302	-
5	Bhilwara Telenet Services Pvt Ltd	0	289	289	-
7	Wiwonet Solutions Pvt Ltd	0	208	208	-
8	Airtalk Solutions & Services Pvt Ltd	0	85	85	-
	Total	48209	49771	1562	3.24%

Chart 1.23 : Number of PMRTS subscribers & Rate of Growth (%)



1.59 Detailed table on Service Area wise subscriber base of PMRTS is available at Annexure-1.8.

Very Small Aperture Terminal (VSAT)

1.60 The total number of VSAT subscribers increased from 2,45,133 at the end of Jun-15 to 2,55,574 at the end of Sep-15. Net addition during the quarter has been 10,441 at the quarterly growth rate of 4.26%.

Table 1.29 : VSAT Service Providers currently providing service & their subscriber base

Sr. No	Name of Service Providers	Subscriber base at the Quarter ending		Net Addition	%age Growth	Market Share (%) Sep-15
		Jun-15	Sep-15			
1	Hughes Communications Ltd.	104430	104055	-375	-0.36	40.71
2	Bharti Airtel Limited,	56167	57979	1812	3.23	22.69
3	Tatanet Services	41498	47257	5759	13.88	18.49
4	HCL Comnet	20446	22665	2219	10.85	8.87

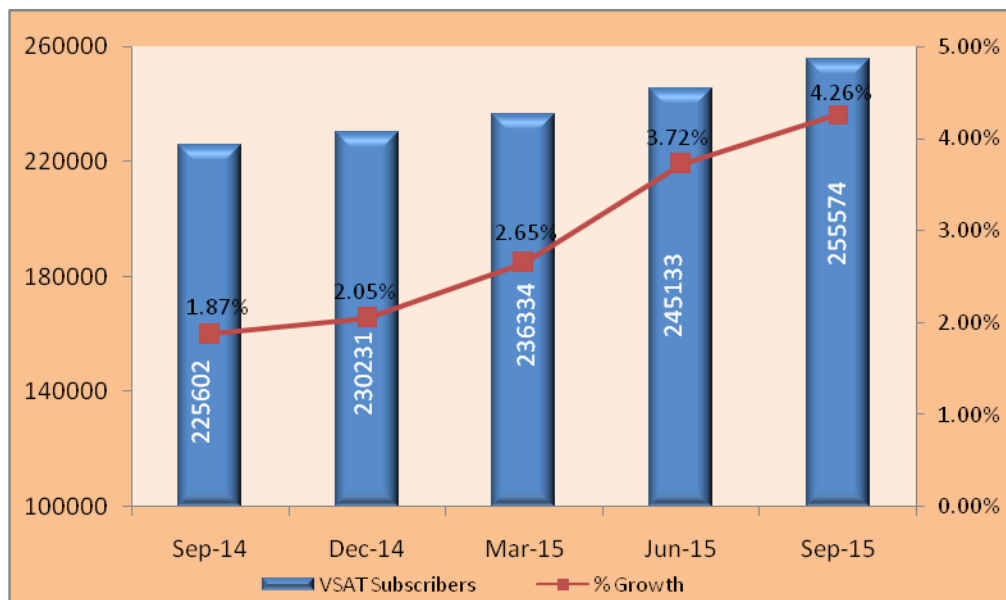
5	BSNL	18309	19315	1006	5.49	7.56
6	National Informatics Centre Services Incorporated	2465	2534	69	2.80	0.99
7	Infotel Satcom	1654	1635	-19	-1.15	0.64
8	Essel Shyam	164	134	-30	-18.29	0.05
	Total	245133	255574	10441	4.26	100

1.61 Hughes Communication Limited continues to be the market leader with subscriber base of 1,04,055 followed by Bharti Airtel Ltd (57,979) at the end of Sep-15.

1.62 M/s Tatanet Service Limited has recorded maximum growth rate of 13.88% followed by M/s HCL Comnet (10.85%). Infotel Satcom and Essel Shyam shown negative growth during this quarter.

1.63 The following chart depicts the trend of VSAT subscriber base and its quarterly growth rate.

Chart 1.24 : Number of VSAT Subscribers & Rate of Growth (%)



Chapter 2 :

Revenue and Usage

-
- For all the parameters, Metros indicate data for Delhi, Mumbai & Kolkata. Data for Chennai service area has been included in Circle A, as part of TN.
 - ARPU arrived after adjusting interconnect usage charges and roaming settlement charges.
 - The data contained in the section A & B covers the licensees, who have been providing service during the entire period from 1st July, 2015 to 30th September, 2015 in the various service areas.

Section A: GSM Service

Table 2.1: Key Indicators - GSM Service

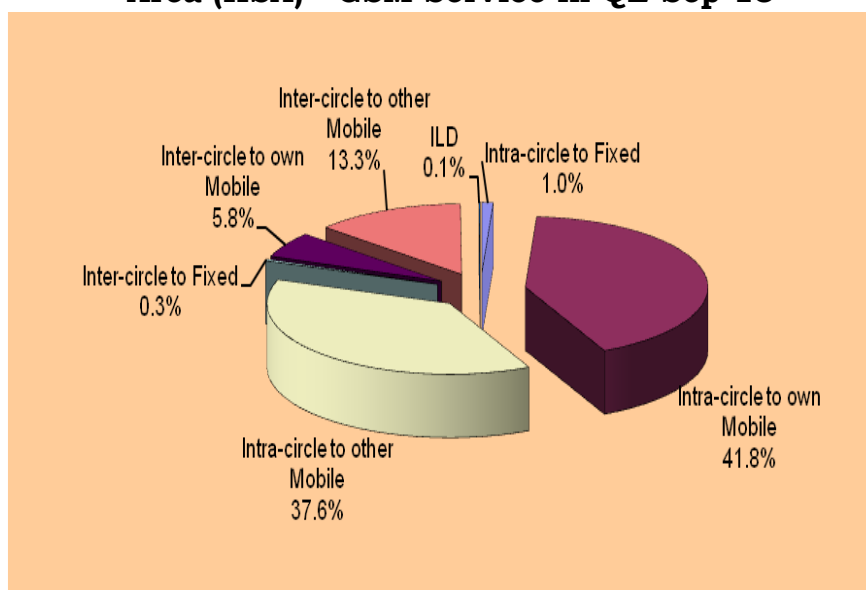
Parameter	Sep-15	Jun-15	Sep-14	QoQ %age change over Jun-15	YoY %age change over Sep-14
Subscriber Base# (million)	948.03	930.88	875.86	1.84	8.24
Share of Prepaid (%)	95.50%	95.57%	95.80%	-0.07	-0.31
Incoming MOU* per subscriber per month	193	200	194	-3.61	-0.65
Outgoing MOU* per subscriber per month	181	188	182	-3.72	-0.36
No. of Outgoing SMS per subscriber per month	23	22	24	2.03	-6.48
Average Revenue Per User (ARPU) per month	122	126	116	-2.98	5.58

The subscriber figures are as on the last day of the respective quarters

* Minutes of Usage

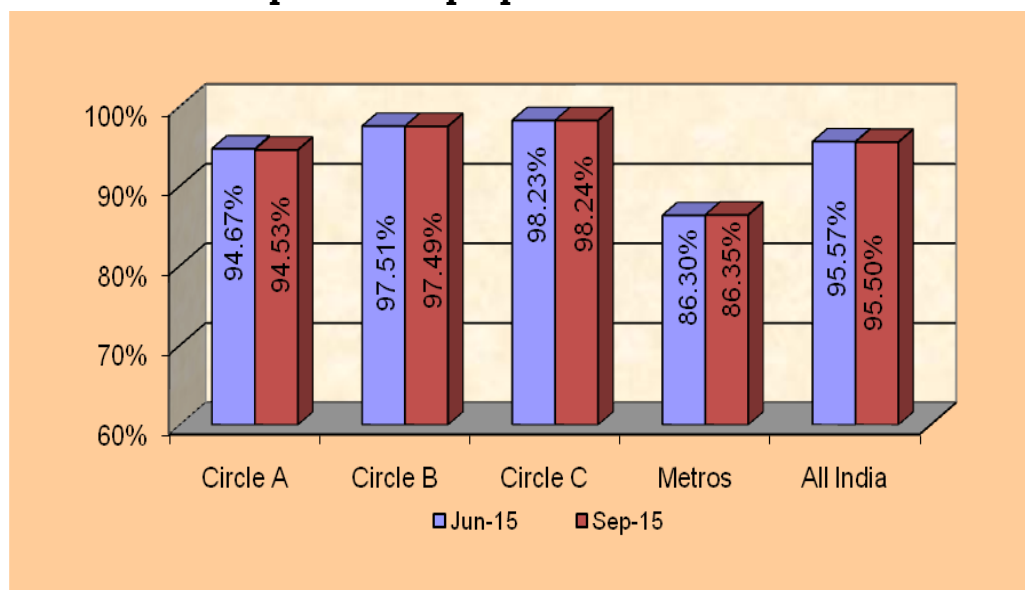
2.1 The following chart presents % break-up of outgoing minutes from Home Service Area (HSA) in the QE Sep-15.

Chart 2.1: Break-up of Outgoing minutes from Home Service Area (HSA) - GSM Service in QE Sep-15



2.2 The following chart depicts prepaid subscribers as a % of total subscribers as on the last day of the respective quarters for various categories of circles.

Chart 2.2: Proportion of prepaid subscribers - GSM Service



Note: Based on subscriber figures as on the last day of the quarter.

2.3 Market share of prepaid segment declined from 95.57% at the end of Jun-15 to 95.50% at the end of Sep-15.

2.4 The ARPU per month (all India, blended) declined from Rs.126 in Q.E. Jun-15 to Rs.122 in Q.E. Sep-15. The following table presents the ARPU per month for various categories of circles and various platforms for payment viz. post-paid and pre-paid.

Table 2.2: Monthly ARPU - GSM Service in QE Sep-15

Circle Category	ARPU per month (in Rs)		
	Post-paid	Pre-paid	Blended
Circle A	486	113	133
Circle B	446	100	109
Circle C	466	94	100
Metros	534	117	174
All India	490	105	122
All private SPs	495	105	122
BSNL/MTNL	434	105	119

2.5 The ARPU per month for pre-paid segment declined from Rs.109 in QE Jun-15 to Rs.105 in QE Sep-15 and the ARPU per month for post-paid segment also declined from Rs.501 in QE Jun-15 to Rs.490 in QE Sep-15.

2.6 The following table presents the composition of ARPU per month in the QE Sep-15.

Table 2.3: Composition of ARPU per month - GSM Service in QE Sep-15

S. No.	Item	Revenue (excl. service tax) per subscriber per month (in Rs.)	Share of total revenue from subscribers
1	Usage from Home Service Area		
1.1.	Rental Revenue	21.56	16.7%
1.2.	Revenue from calls	63.13	49.0%
1.3.	Revenue from SMS	3.19	2.5%
1.4.	Revenue from data usage	26.92	20.9%
1.5.	Revenue from other VAS	4.89	3.8%
1.6.	Other revenue	2.78	2.2%
2	Usage outside Home Service Area		
2.1.	Revenue from outroamers	6.26	4.9%
3	Total revenue from subscribers (1+2)	128.73	100%
4	Net inter-operator settlement charges receivable *	-6.56	
5	Net Revenue (ARPU) per month(3+4)	122.17	

* includes Interconnect Usages Charges and roaming settlement charges

2.7 From the above table, it may be seen that the net inter-operator settlement charges payable (Rs.6.56) accounts for 5.10% of the total revenue from subscribers.

2.8 On an all India average, the overall minutes of usage (MOU) per subscriber per month declined from 388 in QE Jun-15 to 374 in QE Sep-15.

2.9 The following table presents the total MOU (usage from, and outside, the home service area) per subscriber per month for various categories of circles.

Table 2.4: MOU per subscriber per month - GSM Service in QE Sep-15

Circle category	MOU per subscriber per month								
	Postpaid			Prepaid			Blended		
	Outgoing MOU	Incoming MOU	Total MOU	Outgoing MOU	Incoming MOU	Total MOU	Outgoing MOU	Incoming MOU	Total MOU
Circle A	545	394	939	164	165	329	184	178	362
Circle B	560	383	943	159	193	352	169	198	367
Circle C	555	372	927	166	217	383	173	219	392
Metro	514	349	863	190	164	354	234	189	423
All India	540	377	917	164	184	349	181	193	374

Note: MOU indicates total usage i.e. usage from and outside HSA

2.10 The overall ratio of incoming MOU and outgoing MOUs for the QE Jun-15 is 51.6 : 48.4.

2.11 No. of outgoing SMS per subscriber per month increased from 22 in Q.E. Jun-15 to 23 in Q.E. Sep-15. The following table presents the outgoing SMS usage (usage from, and outside, the home service area) per subscriber per month for various categories of circles and various platforms for payment viz. post-paid and pre-paid.

Table 2.5: No. of Outgoing SMS per subscriber per month - GSM Service in QE Sep-15

Circle category	Outgoing SMS per subscriber month		
	Postpaid	Prepaid	Blended
Circle A	51	27	28
Circle B	53	18	19
Circle C	31	12	13
Metro	73	27	34
All India	57	21	23

Note: No. of Outgoing SMS indicate total usage i.e. usage from and outside HSA

Chart 2.3 : Minutes of Usage by Out-roamers as a % of Total Minutes of Usage in QE Sep-15

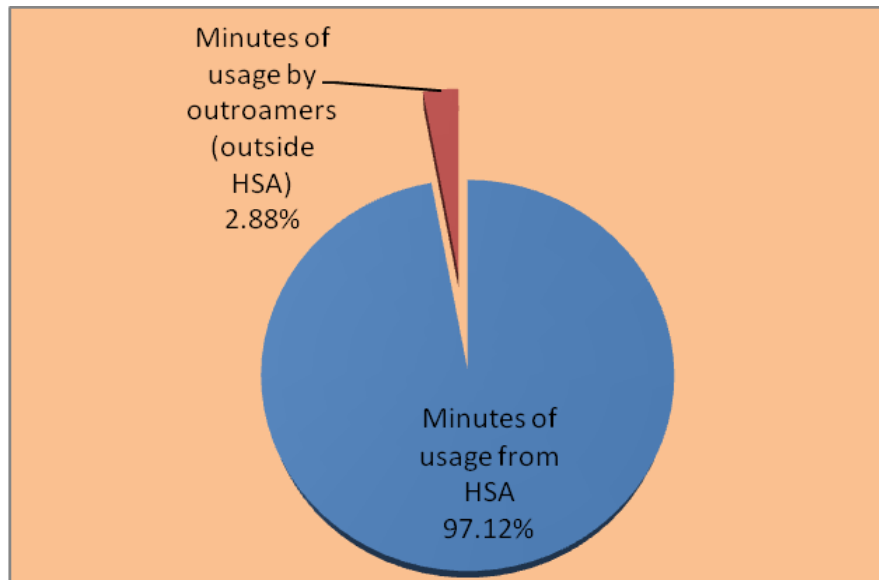
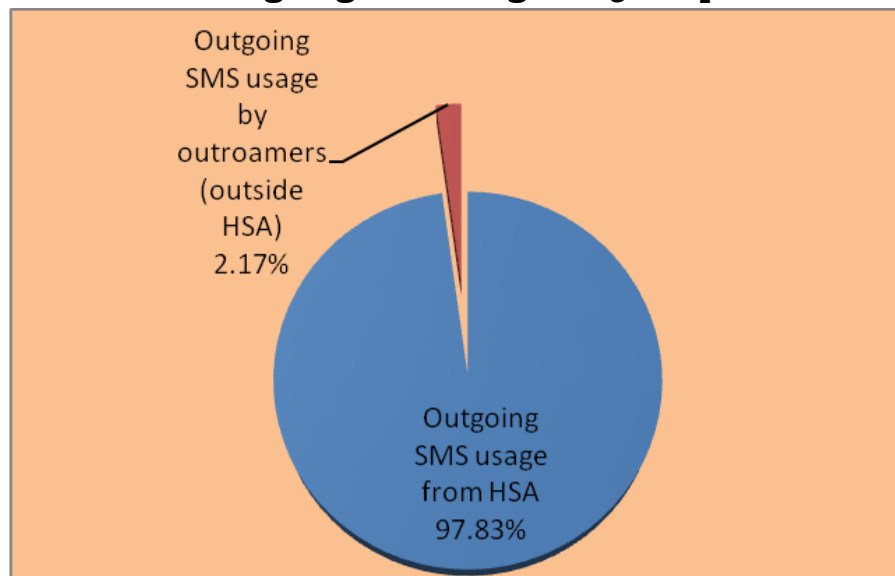


Chart 2.4: Outgoing SMS Usage by Out-roamers as a % of Total No. of Outgoing SMS Usage in QE Sep-15



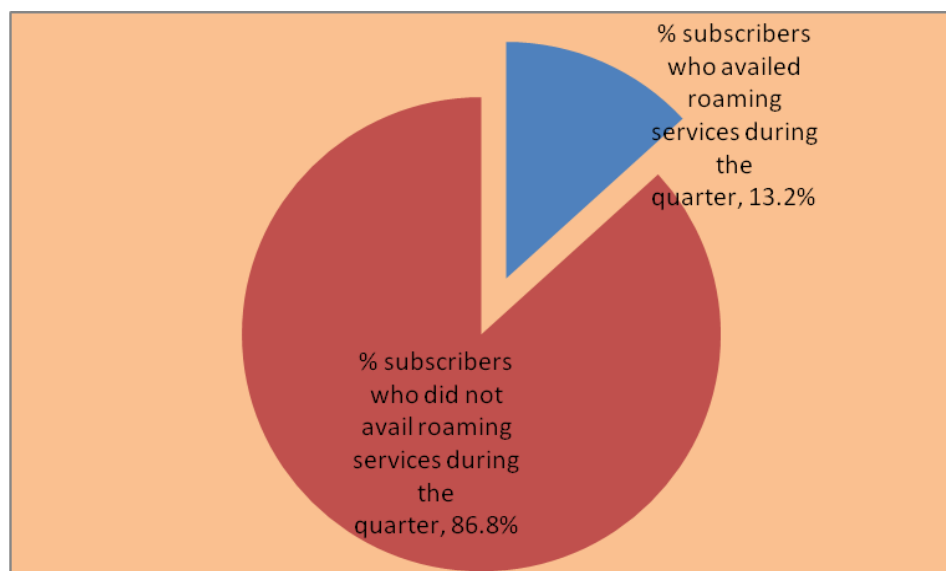
2.12 The following table presents the percentage break-up of outgoing minutes of usage from home service area between various categories of termination networks.

Table 2.6: %Break-up of Outgoing minutes from Home Service Area (HSA) in QE Sep-15

Circle Category	% Intra-circle to wireline	% Intra-circle to own wireless	% Intra-circle to other wireless	% Inter-circle to wireline	% Inter-circle to own wireless	% Inter-circle to other wireless	% ILD
Circle A	1.21	39.05	41.98	0.27	4.84	12.53	0.12
Circle B	0.76	46.58	36.39	0.33	5.35	10.50	0.09
Circle C	0.40	51.04	33.06	0.24	5.11	10.10	0.05
Metros	1.88	23.69	33.95	0.64	11.19	28.37	0.27
All India	1.00	41.82	37.62	0.33	5.82	13.28	0.12

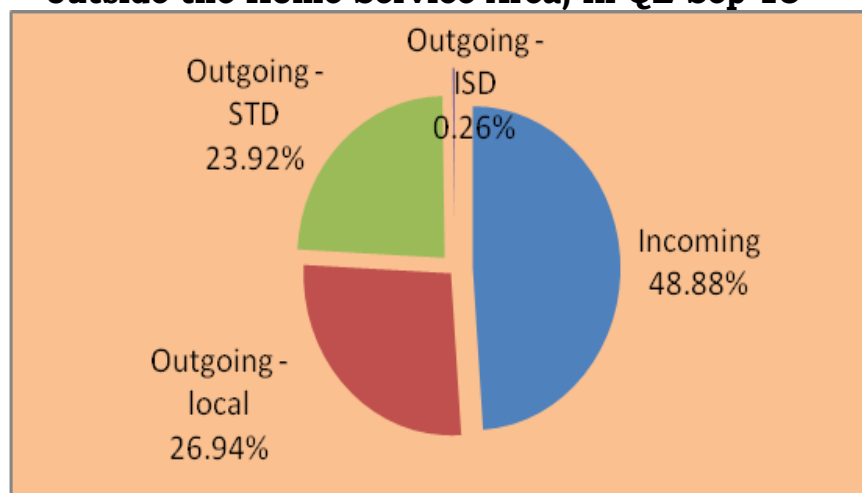
2.13 The chart given below presents the percentage of subscribers who availed roaming services (out-roamers) during the quarter ending Sep-15.

Chart 2.5: % subscribers who availed roaming services during the QE Sep-15



2.14 The usage pattern of out-roamers i.e. usage from outside the home service area shows that incoming minutes accounts for 48.88% of the total minutes of usage by out-roamers in QE Sep-15 as against 48.11% in the previous quarter. The chart given below presents the break-up of minutes of usage of out-roamers during the QE Sep-15.

Chart 2.6: % Break-up of minutes of usage of outroamers (usage from outside the Home Service Area) in QE Sep-15



2.15 The tariff plans are of bundled nature and the trade-off is generally between monthly fixed charges and variable (call) charges. Therefore, average subscriber outgo per outgoing minute for usage from Home Service Area (HAS*) as defined below would be a realistic indicator of average tariff.

*Average Subscriber Outgo per Outgoing Minute for usage from HSA =

$$\frac{\text{Rental revenue} + \text{revenue from outgoing calls from HSA}}{\text{No. of outgoing minutes from HSA}}$$

Table 2.7: Average subscriber outgo per outgoing minute from HSA for GSM Service in QE Sep-15

Circle Category	₹ per minute)		
	Postpaid	Prepaid	Blended
Circle A	0.52	0.51	0.51
Circle B	0.49	0.45	0.45
Circle C	0.55	0.42	0.43
Metros	0.60	0.53	0.55
All India	0.54	0.47	0.48

2.16 All India average subscriber outgo per outgoing minute decreased from ₹ 0.49 in the QE Jun-15 to ₹ 0.48 in the QE Sep-15.

Table 2.8: Trends of Key Parameters - GSM Service

Parameter	Sep-14	Dec-14	Mar-15	Jun-15	Sep-15
1. ARPU (₹ Per month)	116	118	121	126	122
2. Average Revenue from data usage per subscriber per month (in ₹)	20	22	23	25	27
3. MOU per subscriber per month	376	376	383	388	374
4. Outgoing MOU per subscriber per month					
4.1 Local (Intra-circle)	146	146	149	152	145
4.2 NLD (inter-circle)	36	36	36	37	37
4.3 ILD	0.3	0.3	0.2	0.2	0.2
5. No. of Outgoing SMS per subscriber per month	24	25	24	22	23
6. Average subscriber Outgo per outgoing minute from HSA (in ₹)	0.50	0.51	0.50	0.49	0.48

2.17 Service Area wise statistics are available at Annexure-2.1.

Section B: CDMA - Full Mobility Service

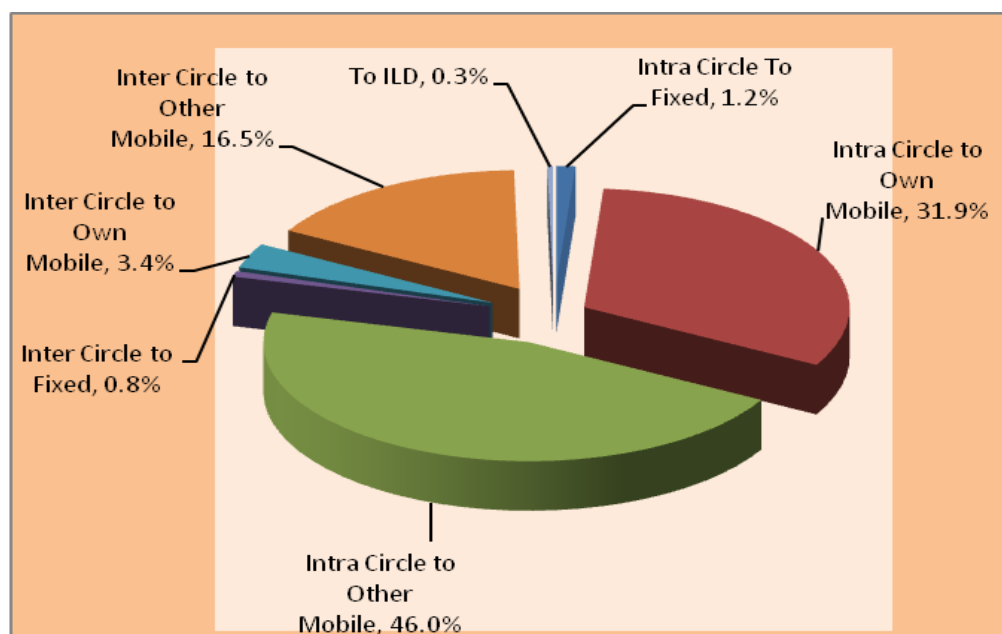
Table 2.9: Key Indicators - CDMA Full Mobility Service

Parameters	QE Sep-15	QE Jun-15	QE Sep-14	QoQ change (%)	YoY change (%)
Subscriber Base in Millions*	39.22	40.65	43.63	-3.53	-10.11
Share of Prepaid (%)	88.5%	88.7%	88.8%	-0.30	-0.43
Incoming MOUs per subscriber per month	112	118	126	-5.22	-11.36
Outgoing MOUs per subscriber per month	144	145	141	-0.27	2.67
Outgoing SMS per subs per month	9	9	16	-8.66	-46.47
ARPU (Rs. per month)	106	107	110	-0.76	-3.67

** The subscriber figures are as on last day of the quarter.*

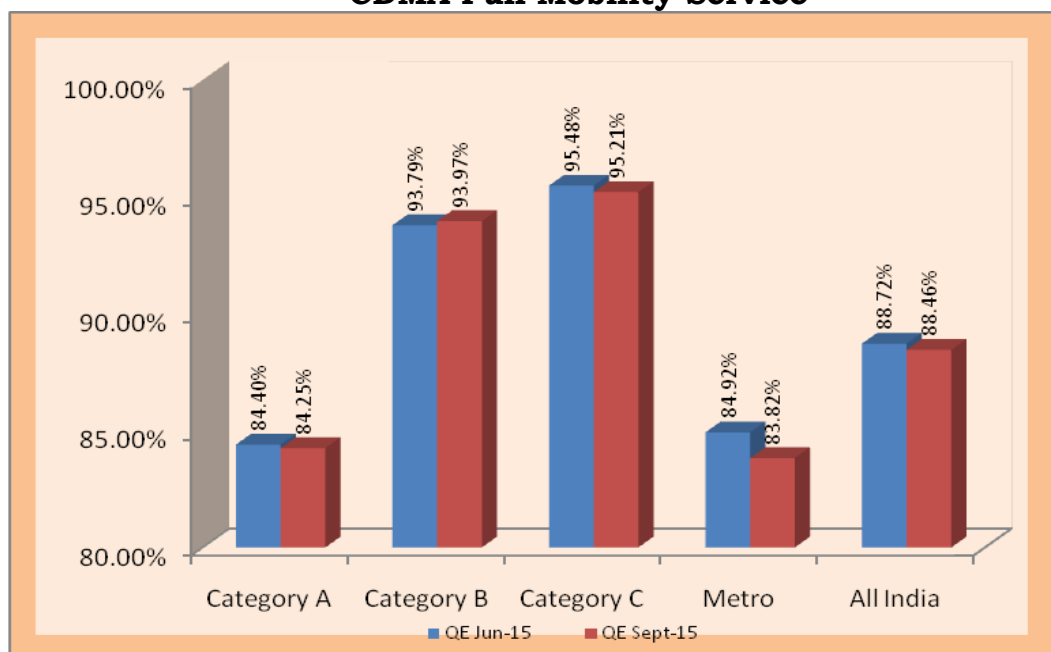
2.18 The following chart depicts % break-up of outgoing minutes from home service area (HSA).

Chart 2.7: % Break-up of Outgoing Minutes from Home Service Area (HSA) - CDMA Full Mobility Service in QE Sep-15



2.19 The following chart depicts prepaid subscribers as a % of total subscribers as on the last day of the respective quarters for various categories of circles.

Chart 2.8: Proportion of prepaid subscribers – CDMA Full Mobility Service



2.20 Market share of Prepaid segment decreased from 88.72% in QE Jun-15 to 88.46% in QE Sep-15.

2.21 The following table presents the ARPU per month for various categories of circles and various platforms for payment viz. postpaid and prepaid.

Table 2.10: Monthly ARPU - CDMA Full Mobility Service in QE Sep-15

(₹ per month)

Circle category	Postpaid	Prepaid	Blended ARPU
Circle A	467	69	132
Circle B	465	50	76
Circle C	444	30	49
Metro	571	52	135
All India	507	54	106

2.22 The All India blended Average Revenue Per User (ARPU) per month has shown a decrease of 0.76% from Rs.107.02 in QE Jun-15 to Rs.106.21 in QE Sep-15.

2.23 ARPU for Prepaid service decreased by 3.57% from Rs.55.79 in QE Jun-15 to Rs.53.80 in QE Sep-15. ARPU for Postpaid service increased by 0.17% from Rs.506.42 in QE Jun-15 to Rs.507.30 in QE Sep-15.

Table 2.11: Composition of ARPU per month- CDMA Full Mobility Service

S. No.	Item	Revenue (excl. service tax) per subscriber per month (in Rs.)	Share of total revenue from subscribers
1	Usage from Home Service Area		
1.1	Rental Revenue	20.98	17.74%
1.2	Revenue from Calls	34.04	28.79%
1.3	Revenue from SMS#	0.78	0.66%
1.4	Revenue from data usage	51.93	43.93%
1.5	Revenue from other VAS	2.48	2.10%
1.6	Other Revenue#	5.81	4.92%
2	Usage Outside Home Service Area		
2.1	Revenue from Out-roamers	2.19	1.85%
3	Total Revenue from Subscribers (1+2)	118.21	100%
4	Net inter-operator settlement charges receivable*	-12.00	
5	Net Revenue (ARPU) (3+4)	106.21	

* Includes Interconnect Usage Charges and roaming settlement charges

2.24 From the above table, it may be seen that the net inter-operator settlement charges payable (Rs.12.00) accounts for 10.15% of total revenue from subscribers in QE Sep-15.

2.25 Revenue from data usage per subscriber per month (for usage from HSA) increased by 6.13% from Rs.48.93 in QE Jun-15 to Rs.51.93 in QE Sep-15.

2.26 The total MOUs per subscriber per month declined by 2.50%, from 263 in QE Jun-15 to 256 in QE Sep-15. The outgoing MOUs and incoming MOUs declined by 0.27% and 5.22% respectively during this quarter.

2.27 Prepaid MOUs per subscriber per month declined by 2.75%, and postpaid MOUs per subscriber per month declined by 2.18% during this quarter.

Table 2.12 : MOU per subscriber per month – CDMA Full Mobility Service

MOU per subscriber per month									
Circle category	Postpaid			Prepaid			Blended		
	Outgoing MOU	Incoming MOU	Total MOU	Outgoing MOU	Incoming MOU	Total MOU	Outgoing MOU	Incoming MOU	Total MOU
Circle A	211	152	363	103	95	198	121	104	225
Circle B	386	243	630	140	118	258	155	126	281
Circle C	827	410	1237	209	131	340	238	143	381
Metro	206	132	338	112	87	198	127	94	221
All India	262	170	432	129	105	234	144	112	256

Note: MOU indicate total usage i.e. usage from and outside HSA

Table 2.13 : Outgoing SMS per subscriber per month in QE Sep-15 – CDMA Full Mobility Service

Category	Outgoing SMS per subscriber month		
	Postpaid	Prepaid	Blended
Category A	7	10	9
Category B	7	10	10
Category C	10	10	10
Metro	5	6	6
All India	6	9	9

Note: Outgoing SMS indicates total usage i.e. usage from and outside HSA.

Chart 2.9: Minutes of usage by out-roamers as a percentage of total minutes of usage in QE Sep-15

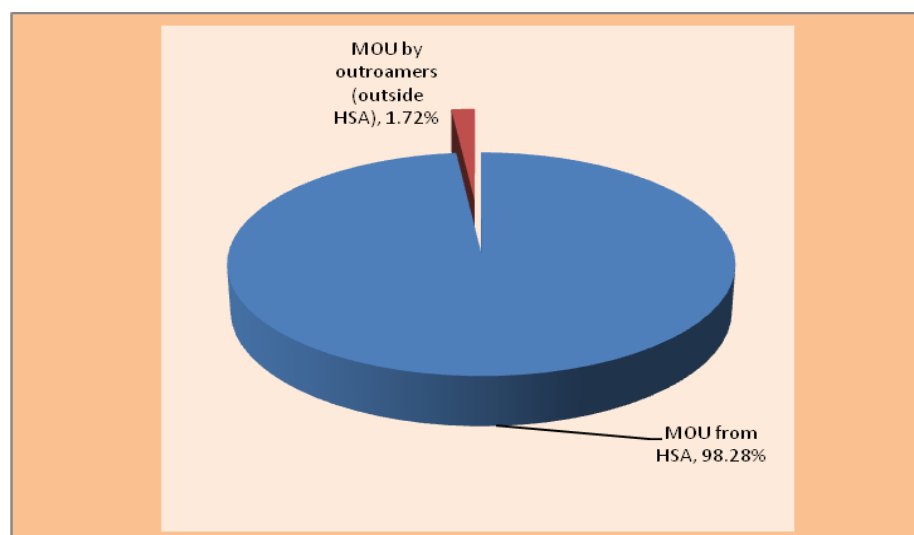


Table 2.14: %Break-up of Outgoing minutes from Home Service Area (HSA) - CDMA Full Mobility Service in QE Sep-15

Circle	Intra Circle To Wireline (%)	Intra Circle to Own Wireless (%)	Intra Circle to Other Wireless (%)	Inter Circle to Wireline (%)	Inter Circle to Own Wireless(%)	Inter Circle to Other Wireless (%)	ILD (%)
Circle A	1.9	29.3	53.4	0.8	2.4	11.6	0.8
Circle B	0.7	38.0	46.7	0.6	3.1	10.8	0.1
Circle C	0.5	28.3	48.9	1.1	3.0	18.0	0.0
Metro	1.6	27.2	36.2	0.8	5.0	28.8	0.4
All India	1.2	31.9	46.0	0.8	3.4	16.5	0.34

2.28 The chart given below presents the percentage of subscribers who availed roaming services (out-roamers) during the quarter.

Chart 2.10: Percentage of subscribers who availed roaming service during the quarter in QE Sep-15

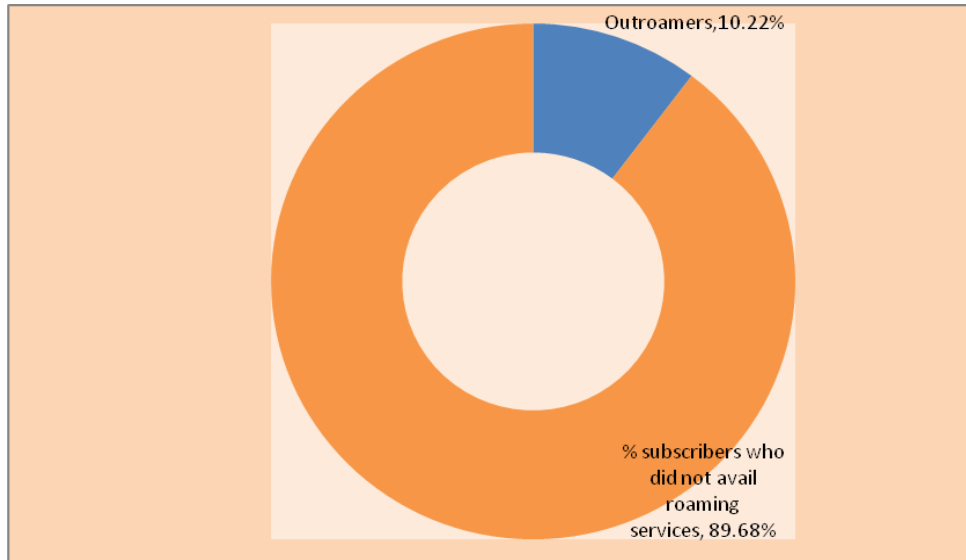
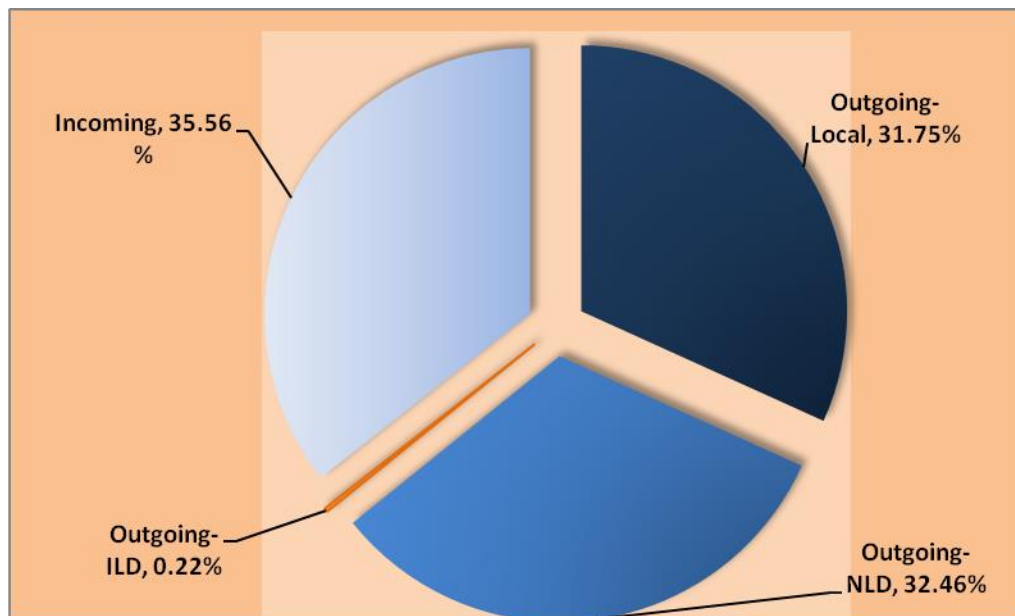


Chart 2.11: Percentage breakup of minutes of usage of Out-roamers (usage from outside the Home Service Area) in QE Sep-15



**Table 2.15: Average subscriber outgo per outgoing minute from HSA*
for CDMA Full Mobility Service in QE Sep-15**
[₹ Per min]

Circle Category	Postpaid	Prepaid	Blended
Circle A	0.88	0.35	0.50
Circle B	0.51	0.25	0.29
Circle C	0.39	0.19	0.22
Metros	1.06	0.35	0.54
All India	0.78	0.28	0.39

*Average Subscriber Outgo per Outgoing Minute for usage from HSA =

$$\frac{\text{Rental revenue} + \text{revenue from outgoing calls from HSA}}{\text{No. of outgoing minutes from HSA}}$$

Table 2.16: Trends of Key Parameters - CDMA Full Mobility Service

Parameter	Sep-14	Dec-14	Mar-15	Jun-15	Sep-15
1. ARPU (₹ Per month)	110	109	108	107	106
2. Average revenue from data usage per subscriber per month (in ₹)	44	45	46	49	52
3. MOU per subscriber per month	267	262	265	263	256
4. Outgoing MOU per subscriber per month	141	139	144	145	144
5. No. of Outgoing SMS per subscriber per month	16.19	16.42	10.70	9.49	8.67
6. Average subscriber Outgo per outgoing minute from HSA (₹)	0.47	0.47	0.45	0.42	0.39

2.29 Service Area wise statistics are available at Annexure-2.2.

Chapter 3 :

Financial Data of

Telecom Service

Sector

Table 3.1: Gross Revenue (GR), Adjusted Gross Revenue (AGR), License Fee (LF) & Spectrum Charges

Particulars	QE Sep-14 (₹ in Crore)	QE Jun-15 (₹ in Crore)	QE Sep-15 (₹ in Crore)	Q-O-Q % Change Over Jun-15	Y-O-Y % Change over Sep-14
Gross Revenue (GR)	62447	65030	64996	-0.05	4.08
Adjusted Gross Revenue (AGR)	43230	47134	46257	-1.86	7.00
Pass Through Charges (GR-AGR)	19217	17896	18740	4.71	-2.49
License Fee	3459	3783	3701	-2.18	6.98
Spectrum Usage Charges	1683	1913	1876	-1.97	11.41

3.1 Gross Revenue (GR) declined by 0.05% in QE Sep-15, whereas on annual basis, it has increased by 4.08%. Adjusted Gross Revenue (AGR) also declined by 1.86% in the QE Sep-15.

3.2 Pass through charges increased by 4.71% in the QE Sep-15 whereas on annual basis it has declined by 2.49%.

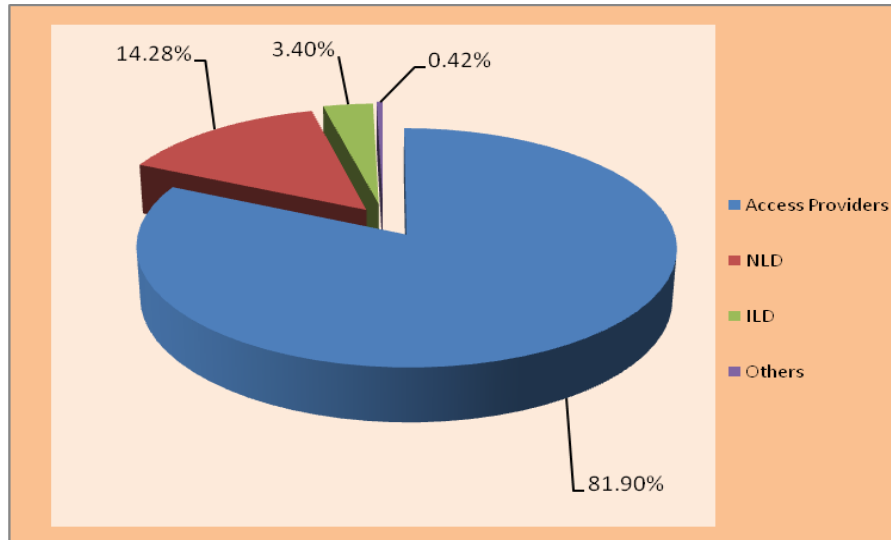
3.3 Pass-through charges as a percentage of Gross Revenue are 28.83% in QE Sep-15 as against 27.52% in the previous quarter.

Table 3.2: Service-wise Gross Revenue, Adjusted Gross Revenue, License Fee and Spectrum Charges

(in ₹ Crore)

Service	GR	AGR	LF	Spectrum Charges
Access Providers	49157	37882	3031	1872
NLD	8513	6608	529	-
ILD	4120	1573	126	-
Others	3207	194	16	4
Total	64996	46257	3701	1876

Chart 3.1: Composition of Adjusted Gross Revenue



3.4 Access services contributed 81.90% to the total Adjusted Gross Revenue (AGR) of telecom services. In Access services, Gross Revenue (GR), Adjusted Gross Revenue(AGR), License Fee and Spectrum Usage Charges(SUC) declined by 1.36%, 1.80%, 1.74% and 1.99% respectively whereas Pass Through Charges increased by 0.18% in QE Sep-15.

3.5 Monthly ARPU based on AGR for Access services declined from ₹128.45 for Q.E. Jun-15 to ₹124.68 for Q.E. Sep-15. Chart below shows the trend in ARPU.

Chart 3.2: Trend in ARPU per month for Access Services

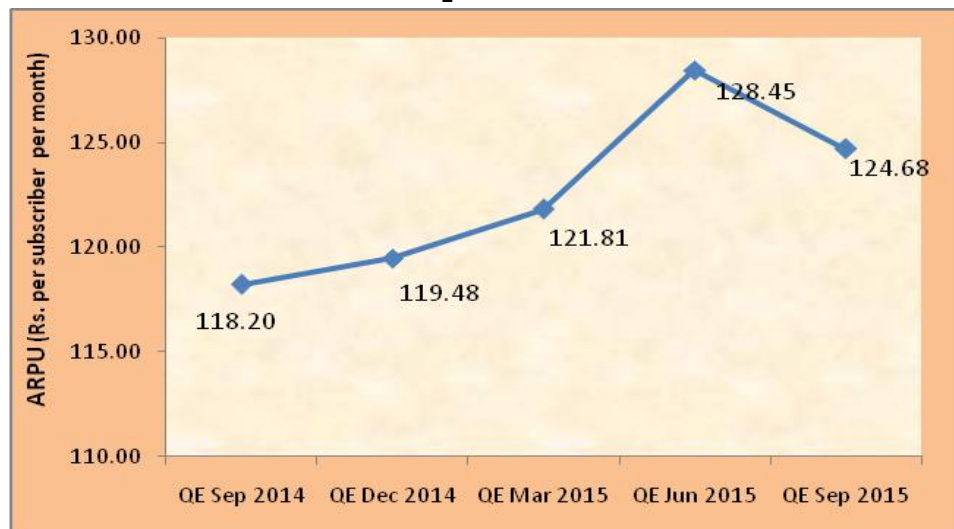


Table 3.3: Access Services - Service Provider wise Adjusted Gross Revenue

(in ₹ Crore)

Service	QE Sep-15	QE Jun-15	% Change
Bharti	11386.71	11529.45	-1.24
Vodafone	8185.35	8451.13	-3.14
Idea	6857.80	7002.10	-2.06
BSNL	3492.55	3321.29	5.16
Tata	2533.30	2588.35	-2.13
Aircel	1974.08	2006.67	-1.62
Reliance	1633.20	1863.88	-12.38
Telewings	831.34	831.85	-0.06
MTNL	604.57	601.23	0.56
Sistema Shyam	331.82	316.24	4.93
Videocon	44.66	51.70	-13.62
Quadrant	--	12.57	--
Reliance Jio	6.74	1.93	249.16
Grand Total (Access)	37882.13	38578.39	-1.80

3.6 Public Sector Undertakings' share in the Access AGR of telecom services is 10.82% in the QE Sep-15.

Table 3.4: Category-wise share in Adjusted Gross Revenue (AGR) of Access Services

Category	AGR of Access Services for QE Sep-15 (in ₹ crore)	%age share of AGR
Metro	6031.79	15.92
A	14647.18	38.67
B	12837.86	33.89
C	4365.30	11.52
Total	37882.13	100.00

Notes :

1. Source: Figures are un-audited and as submitted by the Operators.
2. The figures have been regrouped wherever considered necessary for analysis purpose.
3. The Spectrum usage charges (mostly) are now reported on "Payment for the current Quarter" basis. However, some operators are reporting on payment basis or on estimate basis on projected AGR for next quarter.
4. Metro area includes Delhi, Mumbai and Kolkata only. Chennai is clubbed with Tamilnadu.

Chapter 4 : Quality of Service (QoS)

Section A: Quality of Service Performance of Wireless Service Providers

Part-I : 2G Wireless Services

Table 4.1: QoS Summary - 2G Wireless Service

S. No.	Parameters	Bench mark	No. of CMTS Licensees not Meeting the Benchmarks			
			Q.E. June, 2015		Q.E. September, 2015	
			Out Of 183 (Nos.)	Out Of 183 (%)	Out Of 183 (Nos.)	Out Of 183 (%)
I.	Network Related Parameters					
1	Network Availability					
(i)	BTSS Accumulated downtime (not available for service)	≤ 2%	8	4.37%	8	4.37%
(ii)	Worst affected BTSS due to downtime	≤ 2%	12	6.56%	11	6.016%
2	Connection Establishment (Accessibility)					
(i)	Call Set-up Success Rate (within licensee's own network)	≥ 95%	3	1.64%	5	2.73%
(ii)	SDCCH/ Paging Chl. Congestion	≤ 1%	4	2.19%	4	2.19%
(iii)	TCH Congestion	≤ 2%	7	3.83%	7	3.83%
3	Connection Maintenance (Retain ability)					
(i)	Call Drop Rate	≤ 2%	3	1.64%	4	2.19%
(ii)	Worst affected cells having more than 3% TCH drop (call drop) rate	≤ 3%	45	24.59%	54	29.51%
(iii)	Connection with good voice quality	≥ 95%	7	3.83%	7	3.83%
4	Point of Interconnection (POI) Congestion (No. of POIs not meeting the benchmark) (Averaged over a period of quarter)	≤ 0.5%	3	1.64%	0	0

S. No.	Parameters	Bench mark	No. of CMTS Licensees not Meeting the Benchmarks			
			Q.E. June, 2015		Q.E. September, 2015	
			Out Of 183 (Nos.)	Out Of 183 (%)	Out Of 183 (Nos.)	Out Of 183 (%)
II.	Customer Service Quality Parameters					
5	Metering and Billing					
(i)	Metering and billing credibility - post paid	≤ 0.1%	8	4.37%	13	7.10%
(ii)	Metering and billing credibility - pre paid	≤ 0.1%	8	4.37%	14	7.65%
	Resolution of billing/charging/validity complaints	98% within 4 weeks	1	0.55%	2	1.09%
	Resolution of billing/charging/validity complaints	100% within 6 weeks	1	0.55%	2	1.09%
(iv)	Period of applying credit/waiver/ adjustment to customer's account from the date of resolution of complaints	within 1 week of resolution of complaint	5	2.73%	10	5.46%
6	Response time to the customer for assistance					
(i)	Accessibility of call centre/ customer care	≥ 95%	3	1.64%	3	1.64%
(ii)	%age of calls answered by the operators (voice to voice) within 90 seconds	≥ 95%	56	30.60%	67	36.61%
7	Termination / closure of service					
(i)	%age requests for Termination / Closure of service complied within 7 days	100% within 7 days	4	2.19%	9	4.92%
(ii)	Time taken for refund of deposits after closures	100% within 60 days	9	4.92%	29	15.85%

- 4.1 The performance has improved in this quarter as compared to the previous quarter in respect of the following parameters :-
- a. Worst affected BTSs due to downtime
 - b. Point of Interconnection (POI) Congestion (No. of PoIs not meeting benchmark) (Average over a period of quarter)
- 4.2 The performance has deteriorated in this quarter as compared to the previous quarter in respect of the following parameters:-
- a. Call Set-up Success Rate (within licensee's own network)
 - b. Call Drop Rate
 - c. Worst affected cells having more than 3% TCH drop rate
 - d. Metering and billing credibility - post paid
 - e. Metering and billing credibility - pre paid
 - f. Resolution of billing /charging/ validity complaints (98% within 4 weeks)
 - g. Resolution of billing /charging/ validity complaints (100% within 6 weeks)
 - h. Period of applying credit/ waiver/ adjustment to customer's account from the date of resolution of complaints
 - i. %age of calls answered by the operators (voice to voice) within 90 sec
 - j. %age requests for Termination / Closure of service complied within 7 days.
 - k. Time taken for refund of deposits after closure

Table 4.2: Parameter wise Analysis of Non-compliance of QoS Benchmarks for 2G Wireless Service Providers

Parameter	Benchmark	Service Provider	Service Area	Performance
BTSs Accumulated downtime (not available for service) (%age)	≤ 2%	Aircel	Assam	4.41
			Bihar	2.77
			North East	8.33
		BSNL	Bihar	8.66
			Kolkatta	3.74
			Himachal Pradesh	2.62
			North East	2.60
West Bengal	3.35			
Worst affected BTSs due to downtime (%age)	≤ 2%	Aircel	Assam	26.50
			Bihar	17.21
			Jammu & Kashmir	5.63
			North East	46.41
			Orissa	5.48
			West Bengal	7.91
		BSNL	Bihar	19.67
			kolkata	11.30
			Himachal Pradesh	5.47
			North East	8.47
West Bengal	18.90			
Call Set-up Success Rate (within licensee's own network)	≥ 95%	Aircel	Assam	93.13
			Bihar	87.33
			North East	93.41
		TATA GSM	UPE	94.69
		Telenor	Bihar	94.18
SDCCH/ Paging Chl. Congestion (%age)	≤ 1%	Aircel	Assam	1.11
			Bihar	1.56
		BSNL	North East	3.18
			West Bengal	1.70
TCH Congestion (%age)	≤ 2%	Aircel	Assam	5.01
			Bihar	11.98
			Jammu & Kashmir	2.35
			North East	5.24
		BSNL	North East	3.82
		TATA GSM	UPE	3.03
Call Drop Rate (%age)	≤ 2%	Aircel	Haryana	2.53
		BSNL	Bihar	2.46
			Himachal Pradesh	2.26
			North East	3.79

Parameter	Benchmark	Service Provider	Service Area	Performance
Worst affected cells having more than 3% TCH drop	≤ 3%	Aircel	Andhra Pradesh	4.48
			Assam	14.05
			Bihar	14.03
			Delhi	6.29
			Himachal Pradesh	16.09
			Haryana	3.89
			Jammu & Kashmir	13.76
			Kolkata	3.14
			Karnataka	7.67
			Maharashtra	4.49
			Mumbai	5.69
			North East	17.08
			Orissa	12.86
			Punjab	3.67
			Rajasthan	3.46
		Tamil Nadu	5.53	
		West Bengal	13.43	
		BSNL	Bihar	6.40
			Himachal Pradesh	3.94
			North East	7.07
			Punjab	3.37
			West Bengal	9.57
		TATA GSM	Andhra Pradesh	3.35
			Bihar	3.20
			Gujarat	5.30
			Himachal Pradesh	9.02
			Haryana	4.04
			Karnataka	3.82
			Maharashtra	5.91
			Madhya Pradesh	3.63
			Mumbai	3.48
			Punjab	4.11
			Rajasthan	4.67
Tamil Nadu	3.34			
UPE	8.79			
UPW	6.27			
West Bengal	3.14			

Parameter	Benchmark	Service Provider	Service Area	Performance
Worst affected cells having more than 3% TCH drop	≤ 3%	TATA CDMA	Bihar	4.35
			Gujarat	7.70
			Himachal Pradesh	3.57
			Haryana	7.22
			Kolkata	3.63
			Kerala	7.27
			Maharashtra	8.48
			Madhya Pradesh	7.70
			Mumbai	4.40
			Orissa	4.96
			Punjab	6.97
			Rajasthan	7.14
			Tamil Nadu	4.01
		UPE	8.80	
		UPW	6.05	
		Vodafone	Madhya Pradesh	4.30
			UP-East	3.89
Connection with good voice quality	≥ 95%	Aircel	Assam	91.30
			Jammu & Kashmir	94.87
			North East	93.29
		BSNL	Himachal Pradesh	64.43
			North East	92.27
		Telenor	Bihar	94.98
	UPE	93.43		
Metering and billing credibility - post paid	≤ 0.1%	BSNL	Haryana	0.14
		Vodafone	Andhra Pradesh	0.21
			Chennai	0.23
			Delhi	0.13
			Kerala	0.26
			Karnataka	0.19
			Madhya Pradesh	0.16
			Mumbai	0.51
			Punjab	0.21
			Rajasthan	0.13
			Tamil Nadu	0.19
			UPE	0.14
UPW	0.18			

Parameter	Benchmark	Service Provider	Service Area	Performance
Metering and billing credibility - pre paid	≤ 0.1%	Aircel	Assam	0.12
		BSNL	Rajasthan	0.49
		Idea	Maharashtra	0.15
			Rajasthan	0.18
			Tamil Nadu	0.14
			UPE	0.34
		Videocon	Haryana	0.13
		Vodafone	Andhra Pradesh	0.24
			Chennai	0.13
			Himachal Pradesh	0.16
			Karnataka	0.14
			Madhya Pradesh	0.16
			Punjab	0.24
		UPW	0.14	
Resolution of billing/charging complaints	98% within 4 weeks	Vodafone	Andhra Pradesh	94.98
			Mumbai	89.91
Resolution of billing/charging complaints	100% within 6 weeks	Vodafone	Mumbai	89.98
			Madhya Pradesh	99.99
Period of applying credit/ waiver/ adjustment to customer's account from the date of resolution of complaints	within 1 week of resolution of complaint	Idea	Andhra Pradesh	99.88
			Kerala	99.95
			Punjab	99.93
		Vodafone	Andhra Pradesh	90.19
			Chennai	99.32
			Delhi	99.99
			Mumbai	97.83
			Madhya Pradesh	99.93
			Tamilnadu	99.96
			UP-West	99.99
Accessibility of call centre/ customer care	≥ 95%	Aircel	Delhi	91.40
			Karnataka	89.56
			Punjab	94.74
Percentage of calls answered by the operators (voice to voice) within 90 seconds	≥ 95%	Aircel	Assam	89.11
			Jammu & Kashmir	92.77
			Kolkata	86.66
			Karnataka	90.30
			UPW	88.68
		Airtel	Bihar	80.37
			Delhi	88.85
			Gujarat	84.97
			Jammu & Kashmir	92.21
			Kolkata	87.72

Parameter	Benchmark	Service Provider	Service Area	Performance
Percentage of calls answered by the operators (voice to voice) within 90 seconds	≥ 95%	Airtel	Kerala	78.02
			Karnataka	47.24
			Maharashtra	86.83
			Mumbai	88.76
			North East	94.65
			Punjab	84.49
			West Bengal	88.25
		BSNL	Andhra Pradesh	82.00
			Chennai	89.27
			Himachal Pradesh	75.75
			Haryana	93.43
			Jammu & Kashmir	82.00
			Punjab	82.96
			Rajasthan	74.51
			Tamilnadu	94.00
		RCOM CDMA	Bihar	55.58
			Gujarat	80.34
			Kolkata	56.12
			Kerala	65.88
			Karnataka	87.62
			Maharashtra	32.60
			Madhya Pradesh	93.37
			Mumbai	47.55
			Orissa	72.56
			Tamilnadu	61.22
			UPE	85.94
		RCOM CDMA	UPW	93.44
			West Bengal	56.12
		RCOM GSM	Gujarat	79.65
			Haryana	82.57
			Jammu & Kashmir	66.72
			Kerala	66.09
			Karnataka	73.86
Maharashtra	18.26			
Mumbai	27.21			
Tamilnadu	40.91			
UPE	73.75			
UPW	90.17			

Parameter	Benchmark	Service Provider	Service Area	Performance
Percentage of calls answered by the operators (voice to voice) within 90 seconds	≥ 95%	RTL	Bihar	74.92
			Himachal Pradesh	93.27
			Kolkata	24.09
			Madhya Pradesh	87.89
			Orissa	82.78
			West Bengal	19.24
		TATA GSM	Andhra Pradesh	90.94
			Gujarat	82.52
			Haryana	94.98
			Kolkata	89.24
			Maharashtra	92.58
			Madhya Pradesh	93.53
			Punjab	90.48
		TATA CDMA	West Bengal	85.89
			Gujarat	93.41
			Kolkata	94.60
			Kerala	94.42
Vodafone	Mumbai	90.94		
	Bihar	93.78		
%age requests for Termination / Closure of service complied within 7 days	100% within 7 days	Aircel	Delhi	99.71
			Jammu & Kashmir	98.28
			Karnataka	99.88
		Idea	Delhi	99.99
			Gujarat	99.99
			Haryana	97.19
			Kolkata	98.53
			Madhya Pradesh	97.38
Punjab	99.99			
Time taken for refund of deposits after closures	100% within 60 days	Idea	Delhi	99.96
			Haryana	98.46
			Kerala	89.68
			Orissa	91.47
			UPW	72.25
		RCOM CDMA	Delhi	99.06
			Gujarat	99.92
			Kerala	99.12
			Karnataka	97.25
			Maharashtra	99.33
			Mumbai	92.76
			Orissa	95.15
			Punjab	99.69
			Rajasthan	99.18
		Tamilnadu	98.94	

Parameter	Benchmark	Service Provider	Service Area	Performance
Time taken for refund of deposits after closures	100% within 60 days	RCOM GSM	Andhra Pradesh	99.03
			Delhi	99.77
			Karnataka	97.18
			Mumbai	97.87
			Tamilnadu	99.29
		RTL	Orissa	91.57
		TATA CDMA	Andhra Pradesh	99.94
		Vodafone	Andhra Pradesh	95.74
			Chennai	89.50
			Kolkata	61.52
			Mumbai	78.72
			Maharashtra	92.25
			Tamilnadu	92.12
	West Bengal	63.28		

4.3 The detailed table on Service Provider wise performance of QoS parameters for Wireless 2G Services is available at Annexure-4.1.

Part-II : 3G Wireless Services

4.4 The summary of performance of 3G service providers (excluding BSNL) who have not met the benchmarks in this quarter is given in below table.

Table 4.3: QoS Summary - 3G Wireless Service

S. No.	Parameters		Bench mark	No. of CMTS Licensees not Meeting the Benchmarks			
				Q.E. June, 2015		Q.E. September, 2015	
				Out Of 93 (Nos.)	Out of 93 (in %)	Out Of 94 (Nos.)	Out of 94 (in %)
1	Network Availability	BTSs and Node-B's Accumulated downtime (not available for service) (%age)	≤ 2%	7	7.53%	7	7.45%
		Worst affected BTSs and Node-B's due to downtime (%age)	≤ 2%	13	13.98%	11	11.70%
2	Connection Establishment (Accessibility)	Call Set-up Success Rate (within licensee's own network)	≥ 95%	1	1.08%	0	0
		SDCCH/Paging Channel and RRC Congestion (%age)	≤ 1%	1	1.08%	1	1.06%
		TCH and Circuit Switched RAB Congestion (%age)	≤ 2%	1	1.08%	1	1.06%
3	Connection Maintenance (Retainability)	Call Drop and Circuit Switched Voice Drop Rate: (%age)	≤ 2%	3	3.23%	2	2.45%
		Worst affected cells having more than 3% TCH drop (call drop) and Circuit Switched Voice Drop Rate:-CBBH	≤ 3%	15	16.13%	20	21.28%
		Connections with good voice quality and Circuit Switch Voice Quality (CSV quality)	≥ 95%	1	1.08%	0	0
4	Point of Interconnection	Point of Interconnection (POI) Congestion	≤ 0.5%	1	1.08%	0	0

4.5 The performance has improved in this quarter as compared to the previous quarter in respect of the following parameters :-

- a. Worst affected BTSs and Node-B's due to downtime (%age)
- b. Call Set Up Success Rate (within licensee's own network)
- c. SDCCH/Paging Channel and RRC Congestion (%age)
- d. TCH and Circuit Switched RAB Congestion (%age)
- e. Call Drop and Circuit WSwitched Voice Drop Rate : (%age)
- f. Connection with good voice quality and Circuit Switch Voice Quality (CSV quality)
- g. Point of Interconnection (POI) Congestion

4.6 The performance has deteriorated in this quarter as compared to the previous quarter in respect of the following parameters:-

- a. Worst affected cells having more than 3% TCH drop (call drop) and Circuit Switched Voice Drop Rate:-CBBH

Table 4.4: Parameter wise Analysis of Non-compliance of QoS Benchmarks for 3G Wireless Service Providers

Parameter	Benchmark	Service Provider	Service Area	Performance
BTSs and Node-B's Accumulated downtime (not available for service) (%age) downtime (not available for service) (%age)	≤ 2%	Aircel	ASSAM	3.38
			Bihar	3.09
			North East	8.05
			Orissa	2.05
		BSNL	Bihar	6.48
			Kolkata	4.27
			West Bengal	3.60
Worst affected BTSs and Node-B's due to downtime (%age)	≤ 2%	Aircel	ASSAM	20.83
			Bihar	18.36
			Jammu & Kashmir	10.82
			North East	50.81
			Orissa	13.59
			West Bengal	5.50

Parameter	Benchmark	Service Provider	Service Area	Performance
		BSNL	Bihar	26.47
			Kolkata	11.13
			North East	9.85
			West Bengal	16.16
		Vodafone	UP-East	4.02
SDCCH/Paging Channel and RRC Congestion (%age)	≤ 1%	BSNL	North East	2.28
TCH and Circuit Switched RAB Congestion (%age)	≤ 2%	BSNL	North East	2.92
Call Drop and Circuit Switched Voice Drop Rate: (%age)	≤ 2%	BSNL	Bihar	2.45
			North East	2.18
Worst affected cells having more than 3% TCH drop (call drop) and Circuit Switched Voice Drop Rate:-CBBH	≤ 3%	Aircel	Andhra Pradesh	6.84
			ASSAM	12.33
			Bihar	13.60
			Jammu & Kashmir	15.89
			Karnataka	7.08
			North East	18.91
			Orissa	18.63
			Punjab	7.43
			Tamil Nadu	6.36
			UP-East	8.59
		BSNL	Bihar	10.63
			North East	3.48
			West Bengal	4.81
		TATA	Gujarat	3.58
			Kerala	3.99
			Madhya Pradesh	3.08
			Maharashtra	3.93
			UPW	3.25
		Vodafone	Haryana	3.12
			UP-East	3.14

4.7 The details table on Service Area wise performance of QoS parameters for 3G Wireless Services is available at Annexure-4.2.

Section B: Quality of Service Performance of Wireline Service Providers

Table 4.5: QoS Summary - Wireline Service

S. No.	Parameters	Benchmark	No of license areas where operators not meeting the benchmarks			
			June, 2015		September, 2015	
			Out of 102 In Nos.	Out of 102 In %age	Out of 102 In Nos.	Out of 102 In %age
(i)	Fault incidences per 100 subs/month	≤ 7	1	1%	3	3%
(ii)	% Fault repaired by next working day for urban areas	$\geq 85\%$	1	1%	3	3%
	% Fault repaired within 5 days (for urban areas)	$\geq 100\%$	2	2%	2	2%
(iii)	% Fault repaired by next working day for rural and hilly areas	$\geq 75\%$	0	0%	0	0%
	% Fault repaired within 7 days (for rural and hilly areas)	$\geq 100\%$	0	0%	0	0%
(iv)	MTTR	$\leq 10\text{Hs}$	2	2%	2	2%
(v)	Point of Interconnection (POI) Congestion (No. of PoIs not meeting benchmark)	$\leq 0.5\%$	0	0%	0	0%
(vi)	Metering and Billing credibility - post-paid	$\leq 0.1\%$	0	0%	0	0%
	Metering and Billing credibility -pre-paid	$\leq 0.1\%$	0	0%	0	0%
(vii)	Period of applying credit/waiver/adjustment to customer's	1 week of resolution of complaint	0	0%	0	0%
(viii)	Resolution of billing/charging/Credit & validity complaints	98% within 4 weeks	4	4%	5	5%
	Resolution of billing/charging/Credit & validity complaints	100% within 6 weeks	4	4%	5	5%

S. No.	Parameters	Benchmark	No of license areas where operators not meeting the benchmarks			
			June, 2015		September, 2015	
			Out of 102 In Nos.	Out of 102 In %age	Out of 102 In Nos.	Out of 102 In %age
(ix)	Accessibility of call centre/customer care	≥ 95%	2	2%	0	0%
	%age of calls answered by the operators (voice to voice) within 90 seconds	≥ 95%	30	29%	28	27%
(x)	Termination / closure of service	100% within 7 days	3	3%	2	2%
(xi)	Time taken for refund of deposits after closures	100% within 60 days	0	0%	0	0%

NOTE :

- (1) Most of the SPs have not reported for the parameter “Metering and billing credibility - prepaid” because most of the service providers are not providing pre-paid service in Basic(Wireline) service.
- (2) It is noted that overall performance in respect of many of the parameters have downgraded compared with the performance of the previous quarter.

4.8 The performance has improved in this quarter as compared to the previous quarter in respect of the following parameters:-

- a. Accessibility of Call Centre/Customer Care
- b. %age of calls answered by the operators (voice to voice) within 90 seconds
- c. %age requests for Termination / Closure of service complied within 7 days.

4.9 The performance has deteriorated in this quarter as compared to the previous quarter in respect of the following parameters:-

- a. Fault incident per 100 subscribers/month
- b. % Fault repaired by next working day for urban areas
- c. Resolution of billing/charging/credit & validity complaints (98% within 4 weeks & 100% within 6 weeks)

Table 4.6: Parameter wise Analysis of Non-compliance of QoS Benchmarks for Wireline Service Providers

PARAMETERS	BENCHMARKS	SERVICE PROVIDER	SERVICE AREAS	Parameters not met
Faults incidences (No. of faults/100 Subs./month)	≤7	MTNL	DEL	8.49
		Tata	AP	14
			Mum	8
% Fault repaired within next working day (for urban areas)	≥ 85%	Tata	KR	50%
			Mum	84%
		MTNL	DEL	83.52%
% Fault repaired within 5 days (for urban areas)	≥100%	MTNL	DEL	97.21%
			Mum	99.88%
Mean Time to Repair (MTTR)	≤ 10 Hrs	Tata	KR	29
			Mum	12
Resolution of billing/charging/ validity complaints	98% within 4 weeks	Tata	Guj	80%
			KTK	75%
			Mum	58%
			MH	0%
			MP	0%
Resolution of billing/charging/ validity complaints	100% within 6 weeks	TATA	Guj	80%
			KTK	75%
			Mum	58%
			MH	0%
			MP	0%
Response time to the customer for assistance %age of calls answered by the operators (voice to voice) within 90 seconds	≥ 95%	Bharti Airtel Ltd.	AP	85.83%
			KTK	81.76%
			KR	77.48%
			TN	87.54%
			DL	62.03%
			Kol	90.99%
			PB	93.52%
			UPE	93.78%
			GJ	61.07%
			MP	63.70%
			MH	64.33%
			Mum	62.12%
Raj	93.86			
		BSNL	HR	94.67%
			PB	94.33%

PARAMETERS	BENCHMARKS	SERVICE PROVIDER	SERVICE AREAS	Parameters not met
		Tata	AP	86%
			DL	85%
			GJ	87%
			HR	93%
			KTR	87%
			KR	92%
			MP	91%
			Mum	83%
			MH	85%
			PB	90%
			RJ	89%
			TN	89%
			WB	89%
Termination/closure of service — %age requests for Termination/Closure of service complied within 7 days	100% within 7 days	Tata	TN	99%
		MTNL	Mum	99.40%

4.10 Detailed table containing QoS parameters for all the Wireline Service Providers is given in Annexure-4.3.

Section C : Quality of Service Performance of Broadband (wireline) Service

4.11 There are 114 Service Providers (SPs) providing broadband (wireline) service at the end of September, 2015. Out of these SPs, 37 Service Providers are having broadband subscriber base >10,000 and market share of these 37 SPs is 99.18% of total subscriber base. This report covers performance of top 37 broadband Service Providers vis-à-vis the QoS benchmarks prescribed by TRAI, for the QE September, 2015.

Table 4.7 : Summary of Performance of Broadband Service Providers against identified parameters

S.No.	Parameter	Benchmark	No. of Licensees not meeting the Benchmarks			
			Quarter Ending June, 2015		Quarter Ending September, 2015	
			Out of 63 (No.)	Out of 63 (%)	Out of 60 (No.)	Out of 60 (%)
1	Service Provisioning	100% in =<15 working days				
1.2	%age of connections provided within 15 days of registration of demand	100%	3	4.76%	4	6.67%
2	Faults Repair					
2.2	% of faults repaired by next working day (>90%)	>90%	2	3.17%	3	5.00%
2.3	% of faults repaired within 3 working day	=>99%	5	7.94%	4	6.67%
2.4	No. of customers to whom rent rebate is given in minimum monthly charges or equivalent usage allowance for delay in fault repair.	In nos.	0	0.00%	0	0.00%
3	Billing Performance					
3.3	%age of bills disputed	<2%	0	0.00%	0	0.00%
3.4	%age of billing complaints resolved within 4 weeks	100% within 4 weeks	2	3.17%	2	3.33%
3.5	%age of cases to whom refund of deposits is made within 60 days of closures	100% within 60 days	1	1.59%	0	0.00%

S.No.	Parameter	Benchmark	No. of Licensees not meeting the Benchmarks			
			Quarter Ending June, 2015		Quarter Ending September, 2015	
			Out of 63 (No.)	Out of 63 (%)	Out of 60 (No.)	Out of 60 (%)
4	Response Time to the Customer for assistance					
4.2	%age of calls answered by operator (Voice to voice) within 60 sec	>60%	5	7.94%	6	10.00%
4.3	%age of calls answered by operator (Voice to voice) within 90 sec	>80%	10	15.87%	8	13.33%
5	Bandwidth utilisation/ throughput					
5.2	No. of Intra network links having Bandwidth utilisation >90% during peak hours (TCBH)	0	0	0.00%	0	0.00%
5.4	No. of Upstream links for International connectivity having bandwidth utilisation >90% during peak hours (TCBH)	0	0	0.00%	0	0.00%
5.7	% International bandwidth utilization during peak hours (TCBH) (Enclose MRTG) <90%	<90%	0	0.00%	0	0.00%
5.8	Broadband Connection Speed available (download) from ISP node to user	>80%	0	0.00%	0	0.00%
6	Service availability /uptime (for all users) in %age					
6.3	Service availability /uptime (for all users) in %age	>98%	1	1.59%	1	1.67%
7	Packet loss (for wired broadband access) in %age	<1%	0	0.00%	0	0.00%
8	Network latency (for wired broadband access)					
8.1	User reference point at POP/ISP Gateway node to IGSP/NIXI	<120 ms	0	0.00%	0	0.00%
8.2	User reference point at ISP Gateway node to International nearest NAP port abroad (terrestrial)	<350 ms	0	0.00%	0	0.00%
8.3	User reference point at ISP Gateway node to International nearest NAP port abroad (satellite)	<800 ms	0	0.00%	0	0.00%

Note: 1) M/s Siti Cable Network Ltd. has informed that they had surrendered their Unified License vide their letter no. Nil dated 1.07.2015 to DoT. Further, M/s Siti Broadband Services Pvt. Ltd. has informed vide their letter dated 7.07.2015 to TRAI that they had commenced their services w.e.f. 1.07.2015.

2) M/s Ortel Communications has reported their PMR on 'All India' basis as per their license from this quarter. Earlier they are reporting on service area wise.

Table 4.8: Parameter-wise Analysis of non-compliance of QoS benchmarks for Broadband Service Providers

Sl. No.	Parameters	Benchmark	Name of the Service Provider not meeting the Benchmark
1	Service Provisioning/ Activation Time	100% in =< 15 working days	
1.2	%age of connections provided within 15 days of registration of demand	100%	MTNL - Delhi & Mumbai (99.96%) Atria - All India (95.97%) Hathway Cable - Maharashtra & Goa (97%) You Broadband - All India (98%)
2	Faults Repair/ Restoration Time		
2.2	% of faults repaired by next working day	>90%	MTNL - Delhi & Mumbai (87.05%), Atria - All India (80%) Tata (TTML) - Maharashtra & Goa (87.07%)
2.3	% of faults repaired within 3 working day	=>99%	MTNL -Delhi & Mumbai (96.63%), Atria - All India (97%), Tata Communications - All India (96%) Tata (TTML) - Maharashtra & Goa (97.18%)
3	Billing Performance		
3.4	%age of billing complaints resolved within 4 weeks	100%	Tata (TTML) – Mah & Goa (59%), Tata (TTSL) – All India (94%),
4	Response Time to the Customer for assistance		
4.2	%age of calls answered by operator (Voice to voice) within 60 sec	>60%	Bharti Airtel - Delhi (52%), Gujarat (50%), Madhya Pradesh (54%), Maharashtra (55%), Mumbai (53%) Atria - All India (56%)
4.3	%age of calls answered by operator (Voice to voice) within 90 sec	>80%	Bharti Airtel - Delhi (60%), Gujarat (59%), Karnataka(74%), Kerala 975%), Madhya Pradesh (65%), Maharashtra (63%), Mumbai (62%) Atria - All India (65%)
6.3	Service availability /uptime (for all users) in %age	>98%	Honesty - Mumbai (95%)

4.12 Detailed table containing QoS parameters for all the Broadband Service Providers is given in Annexure-4.4.

Chapter 5 :

Performance of Cable TV, DTH and Radio Broadcasting Services

Table 5.1: Key Parameters - Broadcasting & Cable Services

S.No	Parameter	QE Jun-15	QE Sep-15
1	Number of private satellite TV channels registered with Ministry of I&B	826	819
2	Maximum number of Pay TV Channels carried by certain cable operator in non-CAS areas	214	233
3	Maximum number of Free-to-Air (FTA) TV Channels carried by certain cable operator in non-CAS areas	179	197
4	Private FM Radio stations in operation	243	243
5	Private DTH Operators	6	6
6	Licensees of community radio stations	230	232
7	Operational community radio stations	186	187

Cable TV Sector

(i) Areas served by non-addressable systems

5.1 In these areas, the maximum number of TV channels carried in digital form, as reported by a cable operator (M/s Hathway Cable & Datacom Limited), amongst those who have reported, is 458. The maximum number of TV channels carried in analog form, as reported by a cable operator (M/s Ortel Communications Limited), amongst those who have reported, is 100.

5.2 In these areas, the maximum number of Free-to-Air (FTA) channels carried, as reported by a cable operator (M/s Hathway Cable & Datacom Limited), amongst those who have reported, is 197. The maximum number of Pay channels carried, as reported by a cable operator (M/s Hathway Cable & Datacom Limited), amongst those who have reported, is 233. The maximum number of Local channels carried, as reported by a cable operator (M/s Hathway Cable & Datacom Limited), amongst those who have reported, is 28.

(ii) Areas served by digital addressable systems

- 5.3 The digitization, with addressability of cable TV sector is in progress, in a phased manner. It is planned to be completed in four phases. The cut-off date for migration to “Digital Addressable Cable TV Systems” for the first phase, covering four metropolitan cities, was 31.10.2012 and for second phase, covering 38 cities having population more than 1 million, was 30.03.2013. The cut-off date for third phase was 30.09.2014 and for the fourth and final phase was 31.12.2014. However, the cut-off date for third phase & fourth phase was further extended up to 31.12.2015 & 31.12.2016 respectively.
- 5.4 As on 30.09.2015, there are a total of 226 Multi System Operators (MSOs), who have been granted **Permanent** Registration (for 10 years) by Ministry of I&B and there are a total of 173 Multi System Operators (MSOs), who have been granted **Provisional** Registration (for 10 years) by Ministry of I&B for providing Cable TV services through Digital Addressable Systems. A list of MSOs with Permanent registration, along with their permitted area of operations, is available at Annexure-5.1 and a list of MSOs with Provisional registration, along with their permitted area of operations, is available at Annexure-5.2. This is as per the information available on the website of MIB.

Satellite TV Channels

- 5.5 A total of 819 private satellite TV channels have been permitted by the Ministry of Information and Broadcasting (MIB) for uplinking only/ downlinking/uplinking as on 30th September, 2015.

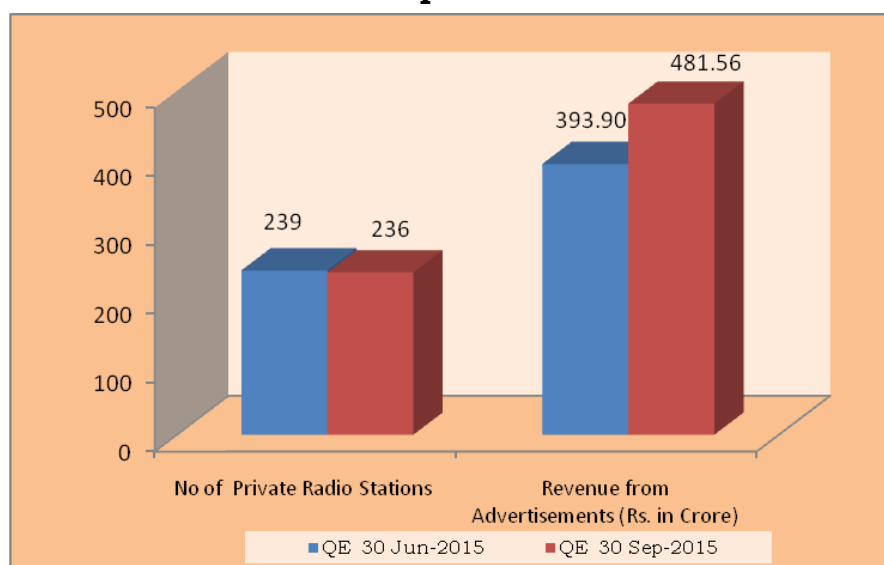
5.6 There were a total of 252 Pay channels as reported by broadcasters as on 30.06.2015. During the quarter ending September, 2015, three new pay channels i.e (i) Colors Infinity HD, (ii) Colors Infinity and (iii) Zee Café HD were launched. During the quarter, one channel namely 'The MGM' was temporary suspended. Further, during the quarter, the transmission mode of two channels namely (i) VH 1 and (ii) comedy Central, were changed from SD to HD. Now, a list of 254 pay TV channels along with names of the respective broadcasters is placed at Annexure-5.3

FM Radio Services

5.7 Apart from the Radio Stations operated by All India Radio, Prasar Bharati – a public broadcaster, there are 243 operational private FM Radio stations as on 30th September, 2015. A list of existing cities with operational FM Radio channels is placed at Annexure 5.4. This is as per the information available on the website of MIB.

5.8 The reported Advertisement Revenue during the quarter ending September, 2015 in respect of 236 private FM Radio stations was Rs 481.56 crores as against in respect of 239 private FM Radio stations was Rs 393.90 crores for the previous quarter. The figures are based on the details of Advertisement Revenue submitted by the FM Radio service providers to TRAI.

Chart 5.1 : Comparative position of Revenue from FM Radio Stations as reported to TRAI



DTH Services

5.9 At present, apart from the free DTH service of Doordarshan, a public broadcaster, there are 6 private DTH Operators. All these private DTH Operators are offering pay DTH services. The list of pay DTH Operators is placed at Annexure 5.5.

5.10 As per the information submitted by the DTH operator through quarterly PMR for DTH services, total number of registered subscribers and active subscribers being served by these six private DTH operators, as reported to TRAI, are 81.47 million & 41.05, million respectively as on 30th September, 2015

Community Radio

5.11 As per data received from MIB, as on 30th September, 2015, out of the 232 community radio licenses issued so far, 187 stations are operational. The status of applications for community radio station licenses as obtained from Ministry of Information and Broadcasting up to the end of September, 2015 is as per Table 5.2.

Table 5.2 : Number of Applications received / Letters of Intent issued /Licenses Issued in respect of Community Radio Stations

	As on 30.09.2015
Total No. of Applications Received	1790
No of Letters of Intent (LOIs) issued	507*
No of Applications rejected	900
No of Licenses issued (GOPA signed)	232
No of stations operational	187

**Out of 500 LOIs, 91 LOIs have been cancelled.*

Source: *Ministry of Information & Broadcasting (MIB)*

Teleport Service

5.12 As per information available on the website of MIB, there are a total of 90 permitted Teleports. The status of permitted Teleports is placed at Annexure-5.6.

Annexures

Annexure 1.1: Licensed Cellular (GSM & CDMA) Service Providers

Sl. No	Service Provider	Area for which licensed with No.	UASL/UL(AS)	CMTS
1	Bharti	All India (22)	All India except NE	North East
2	Aircel Group	All India (23)	All India except Chennai & TN	Chennai & Tamil Nadu
3	Reliance Communications Ltd	All India (except Assam & NE) (20)	All	
4	Reliance Telecom Ltd	Kolkata, MP, WB, HP, Bihar, OR, Assam & NE (8)	All	
5	Vodafone	All India (23)	All	
6	Tata Teleservices	All India except Assam, NE & J&K (19)	All	
7	IDEA	All India (22)	Mumbai, TN incl. Chennai, Kol, WB, Bihar, OR, Assam, NE, Punjab, KTK & J&K	Delhi, MH, Guj, AP, MP, Kerala, HP, Haryana, UP-W, UP-E, Rajasthan
8	Shyam Telelink	Delhi, Kol, Guj, KTK, TN incl. Chennai, Kerala, UP-W, Raj, WB (9)	All	
9	BSNL	All India (except Delhi & Mumbai) 20		All
10	MTNL	Delhi, Mumbai (2)		All
11	Telewings Communication Pvt Ltd	MH, Guj, AP, UP-W, UP-E, Bihar (6)	All	
12	Videocon Telecommunications Ltd.	Guj, Har, UP-W, UP-E, MP, Bihar (6)	All	
13	Reliance Jio Infocomm Ltd	All India (22)	All	
14	Quadrant	Punjab (1)	Punjab	

Source: DoT and Service providers

Annexure 1.2: Wireless Subscriber Base

Service Area	Vodafone (GSM)		Bharti (GSM)		Idea (GSM)		Aircel/Dishnet (GSM)		Reliance (GSM)		Reliance (CDMA)	
	Jun-15	Sep-15	Jun-15	Sep-15	Jun-15	Sep-15	Jun-15	Sep-15	Jun-15	Sep-15	Jun-15	Sep-15
Andhra Pradesh	6,848,825	6,954,949	22,183,031	22,651,765	14,346,989	14,728,161	2,752,856	2,773,130	3,357,577	3,564,606	1,806,881	1,838,415
Assam	3,238,050	3,271,682	5,286,302	5,439,363	915,022	950,180	4,567,562	4,676,910	2,333,948	2,422,860		
Bihar	8,574,471	9,021,101	25,790,972	26,255,322	9,768,260	10,082,178	6,345,387	6,767,721	7,032,970	6,956,546	2,681,369	2,319,816
Delhi	9,666,715	9,804,376	10,897,923	11,166,973	6,013,531	6,166,777	5,394,596	5,892,684	5,207,315	5,304,524	3,007,371	3,011,610
Gujarat	18,601,610	18,737,025	7,905,685	7,926,320	11,101,591	11,603,066	17,063	17,063	3,493,916	3,651,563	1,215,636	1,210,027
Haryana	5,269,179	5,209,388	2,711,058	2,679,612	4,672,183	4,613,658	3,092	3,092	1,639,841	1,624,806	390,012	391,614
Himachal Pradesh	653,732	671,176	2,658,728	2,714,387	732,370	773,320	976,920	1,038,137	1,438,358	1,472,664	173,537	174,000
Jammu & Kashmir	1,185,747	1,212,542	3,077,149	3,362,957	547,858	584,390	2,729,425	2,543,768	845,060	831,599	22	21
Karnataka	7,272,606	7,457,888	19,789,627	20,459,003	8,164,920	8,695,446	2,678,151	2,904,715	3,965,055	4,035,988	1,285,330	1,305,737
Kerala	7,320,505	7,428,749	4,018,540	4,132,605	9,912,344	10,151,901	21,323	130,162	1,090,725	1,213,581	850,220	843,448
Madhya Pradesh	6,376,689	6,546,071	11,624,876	11,925,729	19,883,478	20,069,566	21,194	20,694	10,344,742	10,270,751	2,051,779	2,133,536
Maharashtra	17,357,069	17,873,359	11,879,438	12,202,849	21,899,528	22,519,345	2,069,802	2,354,961	3,193,963	3,247,821	1,751,854	1,731,547
Mumbai	8,416,128	8,591,838	5,114,420	5,308,280	4,016,406	4,160,799	2,548,157	2,777,718	2,914,521	3,300,290	2,821,247	2,076,763
North East	1,358,820	1,412,149	3,521,860	3,562,787	473,119	469,012	2,979,468	2,969,360	798,855	833,546		
Orissa	3,558,885	3,613,188	9,269,083	9,295,656	1,330,006	1,403,371	4,156,988	4,376,787	4,074,273	4,153,216	316,159	309,082
Punjab	4,923,115	4,969,547	7,797,227	7,754,008	6,327,933	6,349,379	985,719	1,014,605	2,125,807	1,976,338	232,518	232,087
Rajasthan	11,205,004	11,342,176	17,890,152	18,109,749	7,232,280	7,462,231	5,919,000	6,311,196	5,404,485	5,327,785	981,538	1,064,124
Tamil Nadu (incl. Chennai)	14,492,000	14,913,898	16,094,730	16,336,128	4,878,162	5,681,943	23,244,761	21,155,024	4,371,604	4,387,200	1,800,409	1,803,679
UP(E)	17,884,170	17,587,856	18,837,031	19,099,910	10,090,740	10,000,445	6,395,523	6,690,894	5,945,208	6,024,626	2,389,157	2,401,930
UP(W)	10,693,590	10,795,004	7,480,611	7,534,309	13,301,995	13,376,829	315,667	472,183	4,190,988	4,087,890	1,215,249	1,182,704
Kolkata	4,972,601	5,065,506	4,178,476	4,264,007	1,895,705	1,964,934	3,925,915	3,956,840	2,938,479	3,094,704	1,002,057	1,008,685
West Bengal	15,514,461	15,690,568	12,654,747	13,030,163	4,575,275	4,757,709	5,001,239	5,148,139	6,384,503	6,716,772	843,929	847,302
Total	185,383,972	188,170,036	230,661,666	235,211,882	162,079,695	166,564,640	83,049,808	83,995,783	83,092,193	84,499,676	26,816,274	25,886,127

Annexure 1.2 (contd.)

Service Area	Tata (GSM)		Tata (CDMA)		BSNL (GSM)		BSNL (CDMA)		MTNL (GSM)		MTNL (CDMA)	
	Jun-15	Sep-15	Jun-15	Sep-15	Jun-15	Sep-15	Jun-15	Sep-15	Jun-15	Sep-15	Jun-15	Sep-15
Andhra Pradesh	4,400,182	4,468,976	1,067,829	951,789	9,604,712	9,499,832	38,372	35,140				
Assam					1,148,709	1,181,303	67,393	66,880				
Bihar	1,421,583	1,352,294	555,575	526,325	2,856,149	2,584,880	143,612	143,058				
Delhi			2,747,027	2,654,290					2,315,947	2,322,215	22,982	22,980
Gujarat	2,362,329	2,415,329	359,894	333,557	3,013,912	3,140,018	63,382	59,175				
Haryana	2,237,253	2,272,695	427,919	427,533	2,694,991	2,916,109	9,665	8,990				
Himachal Pradesh	42,539	40,594	42,101	42,429	1,375,305	1,446,514	20,785	18,159				
Jammu & Kashmir					1,169,807	1,206,705	53,830	25,929				
Karnataka	6,393,316	6,714,893	440,943	427,305	6,673,112	6,803,616	74,517	71,620				
Kerala	1,438,434	1,444,364	155,584	145,422	6,585,194	6,832,757	157,458	145,001				
Madhya Pradesh	4,149,218	4,273,800	426,399	424,808	3,444,088	3,670,841	110,828	106,130				
Maharashtra	4,042,644	4,217,206	2,174,959	2,173,503	4,901,004	5,067,483	80,138	73,486				
Mumbai	2,275,227	2,343,408	1,098,303	1,057,284					1,144,504	1,189,590	64,497	64,033
North East					1,266,827	1,256,755	157,861	159,511				
Orissa	2,116,594	2,133,404	156,227	159,331	3,391,548	3,628,270	43,613	41,934				
Punjab	1,952,682	2,053,837	550,921	538,794	3,078,677	3,220,056	24,120	22,980				
Rajasthan	575,969	562,933	1,055,153	1,010,265	3,186,168	3,342,595	88,043	83,946				
Tamil Nadu (incl. Chennai)	5,280,373	5,317,119	254,917	239,133	8,613,431	8,640,190	56,894	53,311				
UP(E)	3,917,596	3,868,408	441,507	433,518	7,232,154	7,830,941	28,462	26,397				
UP(W)	3,044,388	3,059,180	521,384	521,237	3,340,604	3,611,598	63,810	62,957				
Kolkata	2,445,718	2,496,503	375,279	358,410	735,296	744,458	16,518	16,090				
West Bengal	559,638	502,707	65,924	60,173	1,676,035	1,782,275	69,683	70,012				
Total	48,655,683	49,537,650	12,917,845	12,485,106	75,987,723	78,407,196	1,368,984	1,290,706	3,460,451	3,511,805	87,479	87,013

Annexure 1.2 (contd.)

Service Area	Sistema (CDMA)		Quadrant (GSM)		Quadrant (CDMA)		Telenor (GSM)		Videocon (GSM)		Total		Net Additions
	Jun-15	Sep-15	Jun-15	Sep-15	Jun-15	Sep-15	Jun-15	Sep-15	Jun-15	Sep-15	Jun-15	Sep-15	
Andhra Pradesh							5,520,752	5,796,706			71,928,006	73,263,469	1,335,463
Assam											17,556,986	18,009,178	452,192
Bihar							7,431,027	7,568,660	21,187	24,132	72,622,562	73,602,033	979,471
Delhi	1,027,261	998,046									46,300,668	47,344,475	1,043,807
Gujarat	223,685	217,126					7,713,215	7,082,298	2,425,243	2,438,014	58,497,161	58,830,581	333,420
Haryana									1,986,046	2,089,984	22,041,239	22,237,481	196,242
Himachal Pradesh											8,114,375	8,391,380	277,005
Jammu & Kashmir											9,608,898	9,767,911	159,013
Karnataka	1,430,876	1,352,544									58,168,453	60,228,755	2,060,302
Kerala	394,104	389,847									31,944,431	32,857,837	913,406
Madhya Pradesh									3,126,003	3,294,857	61,559,294	62,736,783	1,177,489
Maharashtra							7,547,263	7,727,851			76,897,662	79,189,411	2,291,749
Mumbai											30,413,410	30,870,003	456,593
North East											10,556,810	10,663,120	106,310
Orissa											28,413,376	29,114,239	700,863
Punjab			2,803,572	2,963,246	2,638	3,312					30,804,929	31,098,189	293,260
Rajasthan	2,212,554	2,195,342									55,750,346	56,812,342	1,061,996
Tamil Nadu (incl. Chennai)	873,590	809,074									79,960,871	79,336,699	(624,172)
UP(E)							11,567,252	11,322,378	25,243	23,806	84,754,043	85,311,109	557,066
UP(W)	179,838	175,549					8,351,314	8,286,834	26,360	29,967	52,725,798	53,196,241	470,443
Kolkata	637,936	591,583									23,123,980	23,561,720	437,740
West Bengal	1,716,510	1,631,105									49,061,944	50,236,925	1,174,981
Total	8,696,354	8,360,216	2,803,572	2,963,246	2,638	3,312	48,130,823	47,784,727	7,610,082	7,900,760	980,805,242	996,659,881	15,854,639

Annexure 1.3: Wireline Subscriber Base

Sl. No	Service Area	Bharti		Reliance		Quadrant		Sistema		Tata		MTNL		BSNL		Vodafone		Total		Net Additions
		Jun-15	Sep-15	Jun-15	Sep-15	Jun-15	Sep-15	Jun-15	Sep-15	Jun-15	Sep-15	Jun-15	Sep-15	Jun-15	Sep-15	Jun-15	Sep-15	Jun-15	Sep-15	
1	Andhra Pradesh	125,355	134,392	78,437	75,949	-	-	-	-	162,180	163,048	-	-	1,461,266	1,442,984	9,120	9,330	1,836,358	1,825,703	-10,655
2	Assam					-	-	-	-			-	-	165,359	161,296	1,500	1,530	166,859	162,826	-4,033
3	Bihar			6,162	6,352	-	-	-	-	13,043	13,206	-	-	328,269	328,111	990	1,050	348,464	348,719	255
4	Delhi	1,199,488	1,208,435	178,384	175,538	-	-	-	-	137,326	135,700	1,610,184	1,612,687			21,630	21,960	3,147,012	3,154,320	7,308
5	Gujarat	62,651	66,292	81,507	79,322	-	-	-	-	85,451	86,666	-	-	1,266,176	1,239,920	2,760	2,910	1,498,545	1,475,110	-23,435
6	Haryana	17,088	17,879	4,880	4,594	-	-	-	-	35,856	38,667	-	-	337,656	321,807	90	60	395,570	383,007	-12,563
7	Himachal Pradesh			4,400	4,454	-	-	-	-	2,764	2,798	-	-	184,253	175,191	90	90	191,507	182,533	-8,974
8	Jammu & Kashmir					-	-	-	-			-	-	139,445	133,680			139,445	133,680	-5,765
9	Karnataka	554,385	575,106	132,321	137,361	-	-	-	-	195,688	199,281	-	-	1,379,155	1,364,697	7,350	8,370	2,268,899	2,284,815	15,916
10	Kerala	51,591	53,616	35,759	34,045	-	-	-	-	16,912	17,400	-	-	2,430,334	2,390,043	780	930	2,535,376	2,496,034	-39,342
11	Madhya Pradesh	234,607	243,183	21,897	21,767	-	-	-	-	21,190	21,163	-	-	789,832	772,643	270	300	1,067,796	1,059,056	-8,740
12	Maharashtra	68,932	71,891	82,209	82,117	-	-	-	-	278,765	282,552	-	-	1,622,948	1,609,562	9,900	10,770	2,062,754	2,056,892	-5,862
13	Mumbai	340,887	343,759	239,426	242,610	-	-	-	-	529,219	533,752	1,925,433	1,917,185			14,040	16,530	3,049,005	3,053,836	4,831
14	North East					-	-	-	-			-	-	126,403	127,333	120	150	126,523	127,483	960
15	Orissa			2,999	3,261	-	-	-	-	8,006	8,110	-	-	304,395	305,515	720	840	316,120	317,726	1,606
16	Punjab	93,721	97,285	20,852	20,741	229,536	232,920	-	-	17,315	17,247	-	-	739,182	711,848	510	630	1,101,116	1,080,671	-20,445
17	Rajasthan	41,644	43,193	23,146	22,123	-	-	58,131	59,167	9,818	10,334	-	-	673,902	661,165	1,890	1,950	808,531	797,932	-10,599
18	Tamil Nadu (incl. Chennai)	466,816	476,293	138,620	134,356	-	-	-	-	98,300	99,912	-	-	2,017,754	2,008,385	7,320	7,740	2,728,810	2,726,686	-2,124
19	U.P.(E)	56,991	58,185	37,232	37,177	-	-	-	-	15,462	15,190	-	-	387,629	387,285	1,050	1,110	498,364	498,947	583
20	U.P.(W)	20,139	20,480	6,284	6,342	-	-	-	-	9,916	10,105	-	-	429,807	407,279	420	450	466,566	444,656	-21,910
21	Kolkata	109,852	113,456	77,119	73,246	-	-	-	-	48,498	49,968	-	-	747,071	706,070	3,600	3,840	986,140	946,580	-39,560
22	West Bengal			1,895	1,839	-	-	-	-	3,772	3,984	-	-	406,294	390,776	30	30	411,991	396,629	-15,362
	Total	3,444,147	3,523,445	1,173,529	1,163,194	229,536	232,920	58,131	59,167	1,689,481	1,709,083	3,535,617	3,529,872	15,937,130	15,645,590	84,180	90,570	26,151,751	25,953,841	-197,910

Annexure 1.4: Service Area and Operator wise details of PCOs

S.No	Name of the Circle/ Service Area	Service Provider	Number of PCOs as on 30.06.2015	Number of PCOs as on 30.09.2015	Net PCO increase/ decrease as on 30.09.2015	Percentage Growth/ Decline as on 30.09.2015
1	Andhra Pradesh	BSNL	43346	41204	-2142	-4.94%
		Bharti	207	207	0	0.00%
		TTL	9007	4141	-4866	-54.02%
		RCL	12890	11573	-1317	-10.22%
	Telangana	BSNL	0	0	0	-
		Bharti	0	0	0	-
		TTL	0	0	0	-
		RCL	0	0	0	-
	Andhra Pradesh (including Telangana)	BSNL	43346	41204	-2142	-4.94%
		Bharti	207	207	0	0.00%
		TTL	9007	4141	-4866	-54.02%
		RCL	12890	11573	-1317	-10.22%
Vodafone		0	0	0	-	
2	Assam	BSNL	9826	9470	-356	-3.62%
3	Bihar (excluding Jharkhand)	BSNL	2341	1660	-681	-29.09%
		TTL	172	88	-84	-48.84%
		RCL	396	291	-105	-26.52%
	Jharkhand	BSNL	4970	4920	-50	-1.01%
	Bihar (including Jharkhand)	BSNL	7311	6580	-731	-10.00%
		TTL	172	88	-84	-48.84%
RCL		396	291	-105	-26.52%	
4	Delhi	Bharti	823	875	52	6.32%
		TTL	3633	3273	-360	-9.91%
		RCL	416	365	-51	-12.26%
		MTNL	56418	56184	-234	-0.41%
5	Gujarat	BSNL	26094	25493	-601	-2.30%
		Bharti	16	16	0	0.00%
		TTL	2839	1656	-1183	-41.67%
		RCL	1742	1564	-178	-10.22%
6	Haryana	BSNL	3885	3257	-628	-16.16%
		Bharti	200	196	-4	-2.00%
		TTL	119	103	-16	-13.45%
		RCL	54	48	-6	-11.11%
7	Himachal Pradesh	BSNL	3023	2780	-243	-8.04%
		TTL	37	33	-4	-10.81%
		RCL	34	27	-7	-20.59%
8	Jammu & Kashmir	BSNL	4177	3678	-499	-11.95%

Annexure 1.4 (Contd.)

S.No	Name of the Circle/ Service Area	Service Provider	Number of PCOs as on 30.06.2015	Number of PCOs as on 30.09.2015	Net PCO increase/ decrease as on 30.09.2015	Percentage Growth/ Decline as on 30.09.2015
9	Karnataka	BSNL	47013	39549	-7464	-15.88%
		Bharti	5374	5115	-259	-4.82%
		TTL	2691	2301	-390	-14.49%
		RCL	4274	4106	-168	-3.93%
10	Kerala	BSNL	27759	26851	-908	-3.27%
		Bharti	585	573	-12	-2.05%
		TTL	146	104	-42	-28.77%
		RCL	838	717	-121	-14.44%
11	Madhya Pradesh	BSNL	27127	25809	-1318	-4.86%
		Bharti	3365	3123	-242	-7.19%
		TTL	1298	1199	-99	-7.63%
		RCL	1514	1311	-203	-13.41%
	Chhattisgarh	BSNL	2525	2405	-120	-4.75%
		Bharti	0	0	0	-
		TTL	0	0	0	-
		RCL	0	0	0	-
	Madhya Pradesh (including Chhattisgarh)	Vodafone	0	0	0	-
		BSNL	29652	28214	-1438	-4.85%
		Bharti	3365	3123	-242	-7.19%
		TTL	1298	1199	-99	-7.63%
		RCL	1514	1311	-203	-13.41%
12	Maharashtra & Goa	Vodafone	0	0	0	-
		BSNL	74442	71213	-3229	-4.34%
		Bharti	0	0	0	-
		TTL	17968	15023	-2945	-16.39%
		RCL	4474	3941	-533	-11.91%
	Mumbai	Vodafone	0	0	0	-
		BSNL	0	0	0	-
		Bharti	41	41	0	0.00%
		TTL	5730	5835	105	1.83%
		RCL	7324	6997	-327	-4.46%
	Maharashtra (including Mumbai & Goa)	MTNL	81248	80603	-645	-0.79%
		BSNL	74442	71213	-3229	-4.34%
		Bharti	41	41	0	0.00%
		TTL	23698	20858	-2840	-11.98%
13	North East	RCL	11798	10938	-860	-7.29%
		BSNL	5109	4945	-164	-3.21%

Annexure 1.4 (Contd.)

S.No	Name of the Circle/ Service Area	Service Provider	Number of PCOs as on 30.06.2015	Number of PCOs as on 30.09.2015	Net PCO increase/ decrease as on 30.09.2015	Percentage Growth/ Decline as on 30.09.2015
14	Orissa	BSNL	4373	3089	-1284	-29.36%
		TTL	203	195	-8	-3.94%
		RCL	71	49	-22	-30.99%
15	Punjab	BSNL	8183	7760	-423	-5.17%
		Bharti	119	110	-9	-7.56%
		QTL	2484	2352	-132	-5.31%
		TTL	808	702	-106	-13.12%
		RCL	178	121	-57	-32.02%
16	Rajasthan	BSNL	10938	10630	-308	-2.82%
		Bharti	217	217	0	0.00%
		S.Shyam	10208	9887	-321	-3.14%
		TTL	465	334	-131	-28.17%
		RCL	803	641	-162	-20.17%
17	Tamilnadu	BSNL	71787	69297	-2490	-3.47%
		Bharti	8772	8400	-372	-4.24%
		TTL	1343	926	-417	-31.05%
		RCL	5056	4007	-1049	-20.75%
	Chennai	BSNL	13654	13559	-95	-0.70%
		RCL	2090	1771	-319	-15.26%
	Tamil Nadu (including Chennai)	BSNL	85441	82856	-2585	-3.03%
		Bharti	8772	8400	-372	-4.24%
		TTL	1343	926	-417	-31.05%
		RCL	7146	5778	-1368	-19.14%
18	Uttar Pradesh- East	BSNL	17608	17009	-599	-3.40%
		Bharti	168	154	-14	-8.33%
		TTL	132	116	-16	-12.12%
		RCL	341	221	-120	-35.19%
19	Uttarakhand	BSNL	2508	2273	-235	-9.37%
		Bharti	0	0	0	-
		TTL	0	0	0	-
		RCL	0	0	0	-
		Vodafone	0	0	0	-
	Uttar Pradesh - West	BSNL	5989	5332	-657	-10.97%
		Bharti	131	126	-5	-3.82%
		TTL	501	439	-62	-12.38%
RCL		294	190	-104	-35.37%	

Annexure 1.4 (Contd.)

S.No	Name of the Circle/ Service Area	Service Provider	Number of PCOs as on 30.06.2015	Number of PCOs as on 30.09.2015	Net PCO increase/ decrease as on 30.09.2015	Percentage Growth/ Decline as on 30.09.2015
	Uttar Pradesh - West (including Uttarakhand)	BSNL	8497	7605	-892	-10.50%
		Bharti	131	126	-5	-3.82%
		TTL	501	439	-62	-12.38%
		RCL	294	190	-104	-35.37%
20	West Bengal	BSNL	15788	14955	-833	-5.28%
		Bharti	0	0	0	-
		TTL	233	164	-69	-29.61%
		RCL	518	396	-122	-23.55%
	Andaman and Nicobar	BSNL	155	155	0	0.00%
		Bharti	0	0	0	-
		TTL	0	0	0	-
		RCL	0	0	0	-
	West Bengal (including Andaman & Nicobar)	BSNL	15943	15110	-833	-5.22%
		Bharti	0	0	0	-
		TTL	233	164	-69	-29.61%
		RCL	518	396	-122	-23.55%
		Vodafone	0	0	0	-
21	Kolkata	BSNL	6741	6421	-320	-4.75%
		Bharti	56	37	-19	-33.93%
		TTL	901	769	-132	-14.65%
		RCL	615	448	-167	-27.15%
	Total		701941	658115	-43826	-6.24%

Annexure 1.5: Service Area & Operator wise details of Village Public Telephones

S. No.	Name of the Circle/ Service Area	Service Provider	Number of VPTs as on 30.06.2015	Number of VPTs as on 30.09.2015	Net VPTs increase/ decrease as on 30.09.2015	Percentage Growth/ Decline as on 30.09.2015
1	Andhra Pradesh	BSNL	25107	25107	0	0%
	Telangana	BSNL	0	0	0	0%
	Andhra Pradesh (including Telangana)	BSNL	25107	25107	0	0%
2	Assam	BSNL	24692	24692	0	0%
3	Bihar	BSNL	38941	38941	0	0%
	Jharkhand	BSNL	28821	28821	0	0%
	Bihar (including Jharkhand)	BSNL	67762	67762	0	0%
4	Delhi	BSNL	0	0	0	0%
		Bharti	0	0	0	0%
		TTL	0	0	0	0%
		RCL	0	0	0	0%
		MTNL	0	0	0	0%
5	Gujarat	BSNL	18054	18054	0	0%
6	Haryana	BSNL	6678	6678	0	0%
7	Himachal Pradesh	BSNL	17408	17408	0	0%
8	Jammu & Kashmir	BSNL	6385	6385	0	0%
9	Karnataka	BSNL	27451	27451	0	0%
10	Kerala	BSNL	1372	1372	0	0%
11	Kolkata	BSNL	613	613	0	0%
12	Madhya Pradesh	BSNL	51986	51986	0	0%
	Chhattisgarh	BSNL	18328	18328	0	0%
	Madhya Pradesh (including Chhattisgarh)	BSNL	70314	70314	0	0%
13	Maharashtra	BSNL	40654	40654	0	0%
		TTL	1786	1786	0	0%
	Goa	BSNL	0	0	0	0%
		Bharti	0	0	0	0%
	Mumbai	BSNL	0	0	0	0%

Annexure 1.5 (contd.)

S. No.	Name of the Circle/ Service Area	Service Provider	Number of VPTs as on 30.06.2015	Number of VPTs as on 30.09.2015	Net VPTs increase/ decrease as on 30.09.2015	Percentage Growth/ Decline as on 30.09.2015
	Maharashtra (including Mumbai & Goa)	BSNL	40654	40654	0	0%
		TTL	1786	1786	0	0%
14	North East	BSNL	13109	13109	0	0%
15	Orissa	BSNL	45215	45215	0	0%
16	Punjab	BSNL	12065	12065	0	0%
		QTL	2	2	0	0%
17	Rajasthan	BSNL	39568	39568	0	0%
		S.Shyam	3010	3010	0	0%
18	Tamilnadu	BSNL	13837	13837	0	0%
	Chennai	BSNL	1655	1655	0	0%
	Tamil Nadu (including Chennai)	BSNL	89637	89637	0	0%
19	Uttar Pradesh- East	BSNL	74145	74145	0	0%
20	Uttarakhand	BSNL	15381	15381	0	0%
	Uttar Pradesh - West	BSNL	23707	23707	0	0%
	Uttar Pradesh - West (including Uttarakhand)	BSNL	39088	39088	0	0%
21	West Bengal	BSNL	36958	36958	0	0%
	Andaman and Nicobar	BSNL	352	352	0	0%
	West Bengal (including Andaman & Nicobar)	BSNL	37310	37310	0	0%
Total			587280	587280	0	0

Annexure 1.6 : Internet Service Provider(ISP) wise Internet Subscriber base

S.No	Name of the Service Provider	Narrowband	Broadband	Total
1	Bharti Airtel	54,678,584	28,185,555	82,864,139
2	Vodafone	42,732,382	23,782,411	66,514,793
3	Idea Cellular	21,748,770	19,598,809	41,347,579
4	Reliance Communications	26,275,574	11,043,897	37,319,471
5	Bharat Sanchar Nigam Ltd.	13,935,513	18,937,929	32,873,442
6	Aircel	16,766,830	4,217,336	20,984,166
7	Tata	12,597,809	8,040,119	20,637,928
8	Telenor	12,196,283	0	12,196,283
9	Mahanagar Telephone Nigam Limited	455,395	1,505,634	1,961,029
10	Sistema Shyam	19,855	1,904,297	1,924,152
11	Videocon	1,779,234	0	1,779,234
12	Quadrant Televentures Limited	738,824	190,764	929,588
13	Atria Convergence Technologies Pvt. Ltd.	0	795,800	795,800
14	You Broadband India Pvt. Ltd.	16,418	488,521	504,939
15	Hathway Cable & Datacom Pvt. Ltd.	12,562	355,767	368,329
16	Tikona Digital Networks Pvt. Ltd.	0	290,691	290,691
17	Asianet Satellite Communications Ltd.	0	153,055	153,055
18	Syscon Infoway Pvt. Ltd.	34,730	102,224	136,954
19	D-Vois Broadband Pvt. Ltd.	0	133,224	133,224
20	GTPL Hathway Pvt. Ltd.	1,485	118,521	120,006
21	Alliance Broadband Services Pvt. Ltd.	2,590	96,412	99,002
22	Five Network Solution (India) Ltd.	0	82,813	82,813
23	SITI Broadband Services Pvt. Ltd.	0	82,454	82,454
24	Ortel Communication Ltd.	9,902	53,761	63,663
25	DEN Networks Ltd.	120	50,092	50,212
26	Honesty Net Solutions (I) Pvt. Ltd.	3,443	46,597	50,040
27	Broadband Pacenet (I) Pvt. Ltd.	24	46,527	46,551
28	Citycom Networks Pvt. Ltd.	363	44,182	44,545
29	RailTel Corporation of India Ltd.	0	43,413	43,413
30	Meghbela Cable & Broadband Servies (P)	0	38,019	38,019
31	Indusind Media & Communications Ltd.	3,328	33,411	36,739
32	Home Systems Pvt. Ltd.	0	29,145	29,145
33	Nextra Teleservices Pvt. Ltd.	0	28,056	28,056
34	Digital Network associates Pvt. Ltd	1,172	26,490	27,662

Annexure 1.6 (contd.)

S.No	Name of the Service Provider	Narrowband	Broadband	Total
35	Chandra Net Pvt. Ltd.	701	24,990	25,691
36	Wish Net Pvt. Ltd.	0	23,365	23,365
37	R.K. Infratel Limited	191	21,672	21,863
38	Southern Online Bio Technologies Ltd.	7,765	13,299	21,064
39	Limras Eronet Broadband Service Pvt. Ltd.	10,798	10,104	20,902
40	Rajesh Multi Channel Pvt. Ltd.	1,230	19,605	20,835
41	Vasai Cable Pvt. Ltd.	0	18,558	18,558
42	City Online Services Ltd.	9,543	8,980	18,523
43	World Phone Internet Services Pvt. Ltd.	1,216	11,525	12,741
44	Apna Telelink Ltd.	0	12,470	12,470
45	Noida Software Technology Park Ltd.	0	11,570	11,570
46	North East Dataa Network Pvt. Ltd.	0	11,109	11,109
47	Pioneerelabs	352	10,479	10,831
48	Quest Consultancy Pvt. Ltd.	0	9,391	9,391
49	SmartLink Broadband Services	0	8,244	8,244
50	Geocity Network Solutions Pvt. Ltd.	983	6,771	7,754
51	IKF Technologies Ltd.	2,698	4,886	7,584
52	Yashash Cable Network Pvt. Ltd.	0	7,549	7,549
53	Blazenet Ltd.	4,069	3,353	7,422
54	Nettlinx Ltd.	483	6,868	7,351
55	Wan and Lan Internet Pvt. Ltd.	727	6,486	7,213
56	Ishan Netsol Pvt. Ltd.	6,544	461	7,005
57	Spacenet Internet Services Pvt. Ltd.	0	5,955	5,955
58	Kappa Internet Services Pvt. Ltd.	1,861	3,166	5,027
59	Narmada Cyberzone Pvt. Ltd.	1,858	2,918	4,776
60	Kaizen Infonet Pvt. Ltd.	610	4,105	4,715
61	CJM Consultancy Services Pvt. Ltd.	0	4,683	4,683
62	CJ Online Pvt. Ltd.	0	4,580	4,580
63	Siliguri Internet & Cable TV Pvt. Ltd.	0	4,251	4,251
64	Sify Technologies Ltd.	2,213	1,990	4,203
65	Swiftmail Communications Ltd.	1,300	2,743	4,043
66	Intermedia Cable Communication Pvt. Ltd.	0	4,000	4,000
67	Rajesh Patel Net Services Pvt. Ltd.	396	3,105	3,501
68	HCL Comnet Systems & Services Ltd.	3,400	31	3,431

Annexure 1.6 (contd.)

S.No	Name of the Service Provider	Narrowband	Broadband	Total
69	F/X Wireless Technology Services Pvt. Ltd.	0	2,910	2,910
70	Bhupati Hotels Pvt. Ltd.	0	2,860	2,860
71	Shri Omkar Infocom Pvt. Ltd.	0	2,838	2,838
72	United Telecoms Ltd.	248	2,462	2,710
73	Hathway Bhawani Cabletel & Datacom Pvt.	0	2,189	2,189
74	Hughes Communications India Ltd.	668	1,451	2,119
75	Readylink Internet Services Pvt. Ltd.	225	1,850	2,075
76	Speed Online.net Pvt. Ltd.	0	2,002	2,002
77	Star Broadband Services (I) Pvt. Ltd.	0	1,734	1,734
78	Multinet (Udaipur) Pvt. Ltd.	0	1,730	1,730
79	Capture Network Systems Pvt. Ltd.	226	1,501	1,727
80	Sikka Broadband(P) Ltd.	19	1,583	1,602
81	Touch Net India Pvt. Ltd.	388	1,053	1,441
82	Symbois Creations Pvt. Ltd.	52	1,279	1,331
83	We Internet Limited	0	1,306	1,306
84	Digital2Virtual ISP Pvt. Ltd.	15	1,246	1,261
85	Aeroway Networks Pvt. Ltd.	21	1,075	1,096
86	S.S.Netcom Pvt. Ltd.	0	1,073	1,073
87	Sphier Infotech Pvt. Ltd.	0	984	984
88	Data Infosys Ltd.	30	869	899
89	delDSL Internet Pvt. Ltd.	0	798	798
90	Rajdhani Telecom Pvt. Ltd.	92	531	623
91	Bhiwani Communications Pvt. Ltd.	228	384	612
92	Sab Infotech	0	564	564
93	Primenet Global Ltd.	0	486	486
94	Harisree CableNet Pvt. Ltd.	0	397	397
95	Gleam Worldwide Services Pvt. Ltd.	0	349	349
96	Conjoinix Technologies Pvt. Ltd.	0	326	326
97	Rida Communication Pvt. Ltd.	0	316	316
98	Correl IT Services Pvt. Ltd.	0	283	283
99	QBC Infotech Pvt. Ltd.	1	241	242
100	ERNET India	172	63	235
101	Microsense Pvt. Ltd.	0	232	232

Annexure 1.6 (contd.)

S.No	Name of the Service Provider	Narrowband	Broadband	Total
102	Japra Tele Link Pvt. Ltd.	0	227	227
103	Pulse Telesystems Pvt. Ltd.	0	176	176
104	Nextgen Communications Ltd.	44	121	165
105	Khetan Cable Network (P) Ltd.	0	164	164
106	Shri Vinayagaa Internet Pvt. Ltd.	29	133	162
107	Gorakhpur Net Services Pvt. Ltd.	0	134	134
108	Trans Virtual Pvt. Ltd.	32	90	122
109	Dream Plus Multi Services Pvt. Ltd.	26	68	94
110	Sanyog Networks Pvt. Ltd.	12	58	70
111	Power Grid Corporation of India Ltd.	0	65	65
112	NetMagic Solutions(P) Ltd.	0	63	63
113	Airgenie Communications Pvt. Ltd.	0	62	62
114	Edge Telecommunications Pvt. Ltd.	0	53	53
115	AT&T Global Network Services India Private	0	52	52
116	Verizon Communications India Pvt. Ltd.	0	45	45
117	Adya Tech One Services Pvt. Ltd.	0	39	39
118	STN Communication & Advertising Pvt. Ltd.	7	30	37
119	VIVA Communications Pvt. Ltd.	0	37	37
120	West Bengal Electronics Industry	0	37	37
121	Tatanet Services Ltd.	0	30	30
122	Novanet India Ltd.	0	18	18
123	Vcare Call Centres India Pvt. Ltd.	0	16	16
124	Airmesh Communications Limited	0	15	15
125	Essel Shyam Communications Limited	15	0	15
126	Financial Technologies Communications	14	0	14
127	ABT Ltd.	3	2	5
128	Nelco Ltd.	0	5	5
129	Orange Business Services India Network	0	5	5
130	Maple PC & Peripherals Pvt. Ltd.	2	2	4
131	Reliance Jio Infocomm Ltd.	0	1	1
Total		204,072,697	120,879,901	324,952,598

Note: Some wireless service providers exclude incidental data users from their subscriber base, based on minimum usage decided by them.

**Annexure 1.7: List of Service Providers which reported IP
Telephony Minutes for Q.E. Sep-15**

0

S. No.	Name of Service Providers which reported IP Telephony Minutes
1	Alliance Broadband Services Pvt. Ltd.
2	Asianet Satellite Communications Ltd.
3	Blazenet Ltd.
4	City Online Services Ltd.
5	Citycom Networks Pvt. Ltd.
6	Data Infosys Ltd.
7	delDSL Internet Pvt. Ltd.
8	Novanet Ltd.
9	Oistel Telecom Pvt. Ltd.
10	Pipetel Communications Pvt. Ltd.
11	Pulse Telesystems Pvt. Ltd.
12	Sify Technologies Ltd.
13	Tata Communications Ltd.
14	Tata Teleservices (Maharashtra) Ltd.
15	Trikon Electronics Pvt. Ltd.
16	VIVA Communications Pvt. Ltd.
17	World Phone Internet Services Pvt. Ltd.
18	You Broadband India Pvt. Ltd.

Annexure 1.8: Service Area wise PMRTS subscriber Base

S. No.	Operative Area	Service Provider	Subscriber Base	
			31.06.2015	30.09.2015
1	Delhi(Faridabad/ Gurgaon)	Arya Omnitalk Radio Trunking Services Pvt.Ltd.	7860	8252
		Procall(Delhi)	132	63
		Procall (Faridabad)	0	0
		Procall (Gurgaon)	0	0
		Total	7992	8315
2	Mumbai(Navi Mumbai)	Arya Omnitalk Radio Trunking Services Pvt.Ltd.	8655	7976
		Smartalk (Mumbai)	0	302
		Bhilwara Telenet(Mumbai)	0	289
		Airtalk Solutions & Services Pvt. Ltd		208
		Total	8655	8775
3	Kolkata	Arya Omnitalk Radio Trunking Services Pvt.Ltd.	2166	2205
		Total	2166	2205
4	TN(Chennai)	Arya Omnitalk Radio Trunking Services Pvt.Ltd.	6349	6474
		Quick Calls	0	0
		Total	6349	6474
5	Karnataka (Bangalore)	Arya Omnitalk Radio Trunking Services Pvt.Ltd.	6973	7369
		Quick Calls	0	0
		Total	6973	7369
6	Andhra Pradesh (Vishakhapatnam & Hyderabad)	Arya Omnitalk Radio Trunking Services Pvt.Ltd.	4421	4689
		Quick Calls (Hyderabad Urban)	1229	833
		Total	5650	5522
7	Madhya Pradesh (Indore)	Arya Omnitalk Radio Trunking Services Pvt.Ltd.	974	976
		Total	974	976
8	Rajasthan (Jaipur)	Procall	563	582
		Total	563	582

S. No.	Operative Area	Service Provider	Subscriber Base	
9	Gujrat (Ahmedaba/Surat/ Vadodara/ Bharuch/ Kutch/Amrela / Jamnagar)	Arya Omnitalk Radio Trunking Services Pvt.Ltd. (Ahmedaba/Surat/Vadodara/ Bharuch)	5434	5949
		Inative Network Pvt. Ltd. (Ahmedaba/Surat/Vadodara/ Bharuch/ Kutch/Amrela / Jamnagar)	1820	1820
		Total	7254	7769
10	Maharashtra (Pune)	Arya Omnitalk Radio Trunking Services Pvt.Ltd.	1633	1699
		Smartalk	0	0
		Total	1633	1699
11	Kerala (Quilon)	Wiwonet Solutions Pvt. Ltd.		85
		Total		85
Grand Total			48209	49771

Annexure 2.1: GSM Service - Service Area wise Statistics for QE Sep-15

Key parameters for service areas of category-A

Service Area	% of pre-paid in total subscribers	ARPU (Rs. per month)	Total usage (from & outside HSA) per subscriber per month			
			Outgoing SMS	Outgoing MOU	Incoming MOU	Total MOU
AP	95.79	137	25	187	193	380
Gujarat	94.39	114	10	190	160	351
Karnataka	93.23	148	39	192	181	373
MH	94.45	131	30	174	159	332
TN (incl. Chennai)	94.52	135	34	182	192	375

Key parameters for service areas of category-B

Service Area	% of pre-paid in total subscribers	ARPU (Rs. per month)	Total usage (from & outside HSA) per subscriber per month			
			Outgoing SMS	Outgoing MOU	Incoming MOU	Total MOU
Haryana	96.70	106	33	196	181	376
Kerala	96.11	199	15	204	251	455
MP	97.69	98	14	139	144	283
Punjab	92.96	143	65	221	214	434
Rajasthan	97.39	110	7	154	174	328
UP(E)	98.62	94	10	167	235	402
UP(W)	97.93	98	24	172	192	363
WB	99.08	77	16	155	196	351

Key parameters for service areas of category-C

Service Area	% of pre-paid in total subscribers	ARPU (Rs. per month)	Total usage (from & outside HSA) per subscriber per month			
			Outgoing SMS	Outgoing MOU	Incoming MOU	Total MOU
Assam	96.38	125	31	187	217	404
Bihar	99.31	86	5	152	234	386
HP	98.19	115	11	198	183	381
J&K	93.11	165	5	277	243	519
NE	97.59	125	55	170	162	332
Orissa	98.76	86	8	175	208	383

Key parameters for service areas of category-Metro

Service Area	% of pre-paid in total subscribers	ARPU (Rs. per month)	Total usage (from & outside HSA) per subscriber per month			
			Outgoing SMS	Outgoing MOU	Incoming MOU	Total MOU
Kolkata	92.63	114	16	200	208	408
Delhi	85.70	181	29	235	182	416
Mumbai	82.39	212	54	260	185	446

**Annexure 2.2: CDMA Full Mobility Service - Service Area wise Statistics
for QE Sep-15**

Key parameters for service areas of Category A

Service Area	% of Prepaid in total subscribers	ARPU (Rs. per month)	Total usage (from & outside HSA) per subscriber per month			
			Outgoing SMS	Outgoing MOU	Incoming MOU	Total MOU
MH	89%	78	13	119	93	211
Gujarat	80%	148	7	120	90	210
TN (incl. Chennai)	80%	184	7	90	87	176
Karnataka	83%	151	7	125	121	246
AP	86%	124	11	150	128	278

Key parameters for service areas of Category B

Service Area	% of Prepaid in total subscribers	ARPU (Rs. per month)	Total usage (from & outside HSA) per subscriber per month			
			Outgoing SMS	Outgoing MOU	Incoming MOU	Total MOU
WB	99%	48	6	160	149	309
Rajasthan	95%	84	7	219	164	382
UP(E)	96%	52	10	81	85	165
MP	95%	58	20	179	109	287
Kerala	83%	170	5	92	73	164
UP(W)	92%	87	11	104	117	221
Haryana	90%	69	7	173	132	305
Punjab	75%	154	13	199	124	323

Key parameters for service areas of Category C

Service Area	% of Prepaid in total subscribers	ARPU (Rs. per month)	Total usage (from & outside HSA) per subscriber per month			
			Outgoing SMS	Outgoing MOU	Incoming MOU	Total MOU
Orissa	91%	79	6	177	127	304
Bihar	96%	42	11	248	147	395
HP	87%	119	6	195	104	300
J&K			NA			
North East			NA			
Assam			NA			

Key parameters for service areas of Category Metro

Service Area	% of Prepaid in total subscribers	ARPU (Rs. per month)	Total usage (from & outside HSA) per subscriber per month			
			Outgoing SMS	Outgoing MOU	Incoming MOU	Total MOU
Kolkata	88%	110	5	155	127	283
Delhi	87%	114	5	136	93	229
Mumbai	74%	193	10	90	76	166

Annexure 4.1: Performance of QoS Parameters for Cellular Mobile 2G Service

Performance Monitoring Report on Quality of Service of Cellular Mobile Service Providers (2G) for quarter ending, September, 2015

Name of Service Area	Name of Service Provider	Network Related Parameters								Customer Service Quality Parameters										
		Network Availability		Connection Establishment (Accessibility)			Connection Maintenance (Retainability)			POI	Metering and billing					Response time to the customer for assistance		Termination / closure of service		
		BTSs Accumulated downtime (not available for service) (%age)	Worst affected BTSs due to downtime (%age)	Call Set-up Success Rate (within licensee's own network)	SDCCH / Paging Chl. Congestion (%age)	TCH Congestion (%age)	Call Drop Rate (%age)	Worst affected cells having more than 3% TCH drop (call drop) rate (%age)	Connection with good voice quality	Point of Interconnection (POI) Congestion (No. of POIs not meeting the benchmark) (Averaged over a period of quarter)	Metering and billing credibility - post paid	Metering and billing credibility - pre paid	Resolution of billing/charging complaints	Resolution of billing/charging complaints	Period of applying credit/waiver/ adjustment to customer's account from the date of resolution of complaints	Accessibility of call centre/ customer care	Percentage of calls answered by the operators (voice to voice) within 90 seconds	%age requests for Termination / Closure of service complied within 7 days	Time taken for refund of deposits after closures	
		≤ 2%	≤ 2%	≥ 95%	≤ 1%	≤ 2%	≤ 2%	≤ 3%	≥ 95%	≤ 0.5%	≤ 0.1%	≤ 0.1%	98% within 4 weeks	100% within 6 weeks	within 1 week of resolution of complaint	≥ 95%	≥ 95%	100% within 7 days	100% within 60 days	
Andhra Pradesh	Aircel	0.11	0.62	98.70	0.07	0.33	0.89	4.48	96.77	0	0.00	0.00	100.00	100.00	100.00	97.22	95.02	100.00	100.00	
	Airtel	0.09	0.02	99.35	0.08	0.14	0.35	0.68	99.89	0	0.01	0.00	100.00	100.00	100.00	100.00	96.00	100.00	100.00	
	BSNL	1.42	1.98	98.37	0.47	1.21	0.82	2.89	98.00	0	0.00	0.00	100.00	100.00	100.00	97.00	82.00	100.00	100.00	
	Idea	0.05	0.06	97.34	0.77	0.84	0.82	2.77	97.28	0	0.05	0.04	100.00	100.00	99.88	99.44	98.10	100.00	100.00	
	RCOM CDMA	0.17	0.08	99.14	0.00	0.03	0.13	0.17	99.71	0	0.09	0.04	100.00	100.00	100.00	98.36	95.03	100.00	100.00	
	RCOM GSM	0.19	0.35	99.72	0.03	0.07	0.28	0.04	98.95	0	0.09	0.09	100.00	100.00	100.00	99.43	95.67	100.00	99.03	
	TATA CDMA	0.04	0.03	99.12	0.00	0.02	0.31	2.49	98.25	0	0.00	0.00	100.00	100.00	100.00	98.71	98.39	100.00	99.94	
	TATA GSM	0.03	0.10	98.78	0.11	0.23	0.63	3.35	97.79	0	0.00	0.00	100.00	100.00	100.00	99.33	90.94	100.00	100.00	
	Telenor	0.07	0.04	98.70	0.12	0.48	0.81	2.43	98.44	0	NA	0.02	100.00	100.00	NA	99.59	99.36	NA	NA	
Vodafone	0.04	0.07	99.81	0.09	0.18	0.52	2.72	98.96	0	0.21	0.24	94.98	100.00	90.19	100.00	99.08	100.00	95.74		
Assam	Aircel	4.41	26.50	93.13	1.11	5.01	1.71	14.05	91.30	0	0.01	0.12	100.00	100.00	100.00	96.69	89.11	100.00	100.00	
	Airtel	0.35	1.64	96.27	0.38	0.97	1.22	1.50	98.19	0	0.01	0.00	100.00	100.00	100.00	99.00	97.55	100.00	100.00	
	BSNL	1.93	1.82	97.87	0.46	0.83	1.99	2.87	95.13	0	0.00	0.00	100.00	100.00	100.00	97.00	96.20	100.00	100.00	
	Idea	1.18	1.08	96.96	0.67	1.09	0.46	1.79	95.50	0	0.00	0.02	100.00	100.00	100.00	98.07	99.82	100.00	100.00	
	RTL	0.46	1.16	98.54	0.02	0.07	0.63	0.15	98.32	0	0.09	0.04	100.00	100.00	100.00	98.98	97.27	100.00	100.00	
	Vodafone	0.66	1.91	99.59	0.13	0.41	0.67	2.89	97.95	0	0.09	0.03	100.00	100.00	100.00	99.99	100.00	100.00	100.00	
Bihar	Aircel	2.77	17.21	87.33	1.56	11.98	1.89	14.03	95.18	0	0.00	0.00	100.00	100.00	100.00	96.35	97.51	100.00	100.00	
	Airtel	0.08	0.32	96.90	0.89	1.40	1.71	2.47	95.63	0	0.01	0.00	100.00	100.00	100.00	97.00	80.37	100.00	100.00	
	BSNL	8.66	19.67	97.84	0.57	0.86	2.46	6.40	96.65	0	0.00	0.00	99.18	100.00	100.00	99.50	96.17	100.00	100.00	
	Idea	0.70	1.75	96.26	0.90	1.90	1.21	2.71	96.14	0	0.03	0.02	100.00	100.00	100.00	95.82	99.93	100.00	100.00	
	RCOM CDMA	0.61	1.04	97.50	0.00	0.03	0.41	1.40	99.81	0	0.09	0.10	100.00	100.00	100.00	98.45	55.58	100.00	100.00	
	RTL	0.12	0.27	95.75	0.83	0.09	0.43	0.09	97.88	0	0.10	0.09	100.00	100.00	100.00	98.89	74.92	100.00	100.00	
	TATA CDMA	0.24	0.00	97.74	0.00	0.38	0.83	4.35	98.23	0	0.00	0.00	100.00	100.00	100.00	99.38	96.81	100.00	100.00	
	TATA GSM	0.36	1.84	97.94	0.86	0.62	0.68	3.20	97.36	0	0.00	0.00	100.00	100.00	100.00	95.05	96.60	100.00	100.00	
	Telenor	0.30	1.61	94.18	1.00	4.62	0.56	1.62	94.98	0	NA	0.00	100.00	100.00	NA	99.49	98.24	NA	NA	
	Videocon	0.23	0.00	99.23	0.46	0.14	0.91	0.00	99.24	0	NA	0.00	100.00	100.00	NA	100.00	96.13	NA	100.00	
Vodafone	0.52	1.67	99.07	0.39	0.93	0.99	2.94	97.72	0	0.01	0.07	100.00	100.00	100.00	100.00	93.78	100.00	100.00		

Annexure 4.1 (Contd.)

Chennai	Airtel	0.05	0.24	99.22	0.07	0.12	0.41	1.50	99.21	0	0.01	0.00	100.00	100.00	100.00	100.00	96.00	100.00	100.00	
	BSNL	0.57	1.87	96.62	0.74	1.91	0.76	1.72	99.99	0	0.03	0.01	99.00	100.00	100.00	100.00	89.27	100.00	100.00	
	Idea	0.03	0.00	99.61	0.07	0.10	0.20	0.78	98.32	0	CHN Incl. in TN									
	Vodafone	0.02	0.03	99.88	0.07	0.12	0.50	2.69	98.95	0	0.23	0.13	100.00	100.00	99.32	100.00	97.59	100.00	89.50	
Delhi	Airtel	0.37	1.47	97.27	0.41	1.52	1.15	6.29	97.12	0	0.01	0.00	100.00	100.00	100.00	91.40	95.18	99.71	100.00	
	Airtel	0.01	0.00	99.83	0.05	0.06	0.73	0.99	99.05	0	0.02	0.00	100.00	100.00	100.00	100.00	88.85	100.00	100.00	
	Idea	0.08	0.00	97.97	0.72	1.45	0.85	2.25	98.16	0	0.07	0.07	99.94	100.00	100.00	99.08	99.49	99.99	99.96	
	MTNL CDMA	NR	NR	NR	NR	NR	NR	NR	NR	NR	NR	NR	NR	NR	NR	NR	NR	NR	NR	
	MTNL GSM	0.17	0.68	96.70	0.58	1.73	1.86	2.57	96.98	0	0.05	0.02	100.00	100.00	100.00	95.01	99.86	100.00	100.00	
	MTS	0.12	0.16	98.88	0.00	0.13	0.69	1.29	99.19	0	0.00	0.00	100.00	100.00	100.00	97.02	98.62	100.00	100.00	
	RCOM CDMA	0.22	0.17	97.40	0.00	0.05	0.44	2.02	99.77	0	0.09	0.03	100.00	100.00	100.00	98.08	98.21	100.00	99.06	
	RCOM GSM	0.23	0.18	99.21	0.07	0.13	0.32	0.07	98.56	0	0.09	0.09	100.00	100.00	100.00	98.61	98.96	100.00	99.77	
	TATA CDMA	0.05	0.11	99.03	0.00	0.14	0.42	2.47	99.11	0	0.00	0.00	100.00	100.00	100.00	99.24	96.77	100.00	100.00	
	Vodafone	0.16	0.68	98.63	0.13	0.63	1.34	2.86	96.99	0	0.13	0.08	100.00	100.00	99.99	100.00	98.21	100.00	100.00	
Gujarat	Airtel	0.04	0.00	98.97	0.07	0.04	0.37	2.14	97.20	0	0.00	0.00	100.00	100.00	100.00	95.09	97.90	100.00	100.00	
	Airtel	0.24	1.18	99.47	0.14	1.25	0.74	1.21	97.05	0	0.00	0.00	100.00	100.00	100.00	100.00	84.97	100.00	100.00	
	BSNL	1.94	1.97	96.85	0.14	0.79	1.08	2.86	100.00	0	0.02	0.00	100.00	100.00	100.00	100.00	95.67	100.00	100.00	
	Idea	0.11	0.49	98.74	0.79	0.84	1.05	1.33	96.15	0	0.05	0.07	99.98	100.00	100.00	97.74	99.20	99.99	100.00	
	MTS	0.03	0.00	98.84	0.00	0.00	0.03	0.49	99.16	0	0.00	0.00	100.00	100.00	100.00	95.67	97.07	100.00	100.00	
	RCOM CDMA	0.30	0.54	98.93	0.00	0.01	0.17	0.25	99.83	0	0.09	0.03	100.00	100.00	100.00	98.11	80.34	100.00	99.92	
	RCOM GSM	0.27	0.36	99.40	0.03	0.22	0.28	0.02	98.65	0	0.09	0.09	100.00	100.00	100.00	98.92	79.65	100.00	100.00	
	TATA CDMA	0.02	0.00	98.79	0.00	0.19	0.63	7.70	99.36	0	0.01	0.00	100.00	100.00	100.00	97.95	93.41	100.00	100.00	
	TATA GSM	0.09	0.07	98.22	0.03	0.05	0.84	5.30	98.77	0	0.00	0.00	100.00	100.00	100.00	98.25	82.52	100.00	100.00	
	Telenor	0.21	1.23	97.52	0.44	1.54	0.54	1.67	98.11	0	NA	0.00	100.00	100.00	NA	99.66	96.47	NA	NA	
Videocon	0.10	0.41	98.66	0.40	0.48	0.55	1.05	97.35	0	NA	0.03	100.00	100.00	100.00	100.00	96.04	NA	100.00		
Vodafone	0.10	0.25	99.44	0.41	0.56	0.79	1.36	97.39	0	0.00	0.00	100.00	100.00	100.00	100.00	97.76	100.00	100.00		
Haryana	Airtel	0.15	0.00	99.40	0.00	0.00	2.53	3.89	99.18	0	0.00	0.00	100.00	100.00	100.00	96.81	99.89	100.00	100.00	
	Airtel	0.09	0.05	98.75	0.18	0.34	0.39	0.84	98.55	0	0.02	0.00	100.00	100.00	100.00	100.00	95.22	100.00	100.00	
	BSNL	1.12	1.28	97.56	0.29	1.01	1.50	2.19	97.20	0	0.14	0.01	100.00	100.00	100.00	100.00	93.43	100.00	100.00	
	Idea	0.00	0.00	99.00	0.38	0.48	0.67	2.23	97.88	0	0.05	0.09	100.00	100.00	100.00	99.36	99.51	97.19	98.46	
	RCOM CDMA	0.31	0.36	98.46	0.00	0.11	0.05	0.16	99.73	0	0.09	0.09	100.00	100.00	100.00	98.70	98.18	100.00	100.00	
	RCOM GSM	0.41	0.81	99.72	0.03	0.04	0.16	0.01	99.31	0	0.08	0.09	100.00	100.00	100.00	99.08	82.57	100.00	100.00	
	TATA CDMA	0.07	0.00	96.72	0.00	0.01	0.64	7.22	97.90	0	0.00	0.00	100.00	100.00	100.00	97.04	98.99	100.00	100.00	
	TATA GSM	0.09	0.16	97.38	0.18	1.32	0.83	4.04	96.85	0	0.00	0.00	100.00	100.00	100.00	99.11	94.98	100.00	100.00	
	Videocon	0.10	0.21	98.75	0.12	0.08	0.54	0.69	97.13	0	NA	0.13	100.00	100.00	100.00	100.00	95.61	NA	100.00	
Vodafone	0.02	0.04	99.66	0.12	0.34	0.74	2.04	97.63	0	0.09	0.10	100.00	100.00	100.00	100.00	99.17	100.00	100.00		

Annexure 4.1 (Contd.)

Himachal Pradesh	Aircel	0.27	1.28	98.77	0.10	1.01	1.67	16.09	95.12	0	0.00	0.00	100.00	100.00	100.00	98.45	96.65	100.00	100.00
	Airtel	0.09	0.13	98.46	0.29	0.40	0.70	2.07	98.51	0	0.01	0.00	100.00	100.00	100.00	100.00	95.26	100.00	100.00
	BSNL	2.62	5.47	97.53	0.93	1.87	2.26	3.94	64.43	0	0.00	0.02	100.00	100.00	100.00	100.00	75.75	100.00	100.00
	Idea	0.11	0.00	98.55	0.09	0.47	1.00	2.13	95.98	0	0.01	0.03	100.00	100.00	100.00	99.15	97.80	100.00	100.00
	RCOM CDMA	0.14	0.12	98.99	0.00	0.00	0.10	0.43	99.75	0	0.08	0.09	100.00	100.00	100.00	98.82	97.35	100.00	100.00
	RTL	0.20	0.44	98.70	0.03	0.07	0.60	0.01	98.06	0	0.09	0.09	100.00	100.00	100.00	98.90	93.27	100.00	100.00
	TATA CDMA	0.02	0.00	98.38	0.00	0.05	0.23	3.57	98.13	0	0.00	0.00	100.00	100.00	100.00	100.00	99.16	100.00	100.00
	TATA GSM	0.00	0.00	99.19	0.00	0.00	1.04	9.02	98.24	0	0.00	0.00	100.00	100.00	100.00	99.04	99.46	100.00	100.00
Vodafone	0.03	0.00	99.85	0.09	0.15	0.74	2.58	97.49	0	0.06	0.16	100.00	100.00	100.00	100.00	99.72	100.00	100.00	
Jammu & Kashmir	Aircel	0.93	5.63	96.92	0.64	2.35	1.53	13.76	94.87	0	0.00	0.00	100.00	100.00	100.00	95.84	92.77	98.28	100.00
	Airtel	0.13	0.18	98.12	0.45	0.40	0.57	1.59	97.75	0	0.01	0.00	100.00	100.00	100.00	100.00	92.21	100.00	100.00
	Idea	0.52	1.80	98.33	0.10	0.94	1.11	2.28	96.55	0	0.02	0.03	100.00	100.00	100.00	97.52	99.29	100.00	100.00
	RCOM GSM	0.60	1.49	99.57	0.01	0.04	0.43	0.03	98.74	0	0.09	0.09	100.00	100.00	100.00	98.13	66.72	100.00	100.00
	BSNL	1.61	1.67	96.25	0.43	1.51	1.57	2.25	98.26	0	0.05	0.01	100.00	100.00	100.00	100.00	82.00	100.00	100.00
Vodafone	0.22	0.96	98.38	0.04	0.73	0.80	2.83	98.27	0	0.04	0.07	100.00	100.00	100.00	100.00	99.13	100.00	100.00	
Karnataka	Aircel	0.40	1.55	99.03	0.07	0.35	1.24	7.67	96.08	0	0.00	0.01	100.00	100.00	100.00	89.56	90.30	99.88	100.00
	Airtel	0.19	0.79	98.61	0.19	0.37	0.69	1.21	99.31	0	0.01	0.00	100.00	100.00	100.00	100.00	47.24	100.00	100.00
	BSNL	1.32	1.65	98.63	0.13	0.52	0.91	2.65	97.09	0	0.02	0.03	100.00	100.00	100.00	99.00	96.53	100.00	100.00
	Idea	0.12	0.48	98.36	0.19	0.11	0.47	2.36	96.63	0	0.03	0.09	100.00	100.00	100.00	99.65	99.35	100.00	100.00
	MTS	0.12	0.00	99.40	0.00	0.04	0.43	1.43	99.18	0	0.00	0.00	100.00	100.00	100.00	98.74	95.92	100.00	100.00
	RCOM CDMA	0.31	0.40	97.93	0.00	0.03	0.11	0.09	99.77	0	0.09	0.02	100.00	100.00	100.00	97.64	87.62	100.00	97.25
	RCOM GSM	0.38	0.98	99.57	0.05	0.10	0.20	0.02	98.87	0	0.09	0.09	100.00	100.00	100.00	97.79	73.86	100.00	97.18
	TATA CDMA	0.24	0.75	98.95	0.00	0.02	0.28	2.49	98.31	0	0.00	0.00	100.00	100.00	100.00	99.40	98.31	100.00	100.00
	TATA GSM	0.15	0.35	98.12	0.08	0.27	0.75	3.82	97.55	0	0.00	0.00	100.00	100.00	100.00	99.39	95.77	100.00	100.00
Vodafone	0.11	0.46	99.94	0.05	0.07	0.56	2.92	98.77	0	0.19	0.14	100.00	100.00	100.00	100.00	96.54	100.00	100.00	
Kerala	Aircel	0.15	0.00	99.46	0.03	0.01	0.79	2.36	98.30	0	0.00	0.00	100.00	100.00	100.00	98.39	97.82	100.00	100.00
	Airtel	0.00	0.00	98.72	0.06	0.15	0.38	1.34	97.87	0	0.00	0.00	100.00	100.00	100.00	97.00	78.02	100.00	100.00
	BSNL	0.40	0.46	99.00	0.17	1.35	0.63	1.64	99.93	0	0.02	0.02	99.05	100.00	100.00	98.00	95.00	100.00	100.00
	Idea	0.12	0.39	99.81	0.22	1.12	0.48	2.36	95.20	0	0.07	0.05	99.96	100.00	99.95	98.92	97.78	100.00	89.68
	MTS	0.03	0.00	99.54	0.00	0.00	0.42	2.01	99.18	0	0.00	0.00	100.00	100.00	100.00	99.30	97.52	100.00	100.00
	RCOM CDMA	0.14	0.18	99.07	0.00	0.01	0.05	0.11	99.73	0	0.09	0.01	100.00	100.00	100.00	99.44	65.88	100.00	99.12
	RCOM GSM	0.12	0.17	99.64	0.01	0.10	0.18	0.02	99.09	0	0.08	0.09	100.00	100.00	100.00	99.31	66.09	100.00	100.00
	TATA CDMA	0.02	0.00	98.71	0.00	0.01	0.49	7.27	99.14	0	0.00	0.00	100.00	100.00	100.00	98.88	94.42	100.00	100.00
	TATA GSM	0.05	0.00	98.92	0.02	0.05	0.53	2.98	98.71	0	0.00	0.00	100.00	100.00	100.00	99.12	96.86	100.00	100.00
Vodafone	0.03	0.05	99.82	0.03	0.18	0.57	1.73	97.79	0	0.26	0.07	100.00	100.00	100.00	100.00	100.00	100.00	100.00	

Annexure 4.1 (Contd.)

Kolkata	Aircel	0.33	1.31	97.38	0.59	1.03	0.84	3.14	97.25	0	0.00	0.00	100.00	100.00	100.00	98.02	86.66	100.00	100.00
	Airtel	0.02	0.00	99.73	0.03	0.17	0.82	2.48	97.28	0	0.01	0.00	100.00	100.00	100.00	98.00	87.72	100.00	100.00
	BSNL	3.74	11.30	99.29	0.33	0.44	0.60	2.70	99.77	0	0.02	0.10	100.00	100.00	100.00	96.00	96.67	100.00	100.00
	Idea	0.14	0.39	99.46	0.06	0.20	0.27	0.24	97.28	0	0.08	0.03	100.00	100.00	100.00	99.26	99.14	98.53	100.00
	MTS	0.10	0.00	99.85	0.00	0.00	0.55	1.70	99.84	0	0.00	0.00	100.00	100.00	100.00	96.02	95.55	100.00	100.00
	RCOM CDMA	0.25	0.63	98.02	0.00	0.06	0.26	0.47	99.74	0	0.09	0.04	100.00	100.00	100.00	98.86	56.12	100.00	100.00
	RTL	0.22	0.16	99.51	0.02	0.01	0.39	0.03	98.06	0	0.09	0.09	100.00	100.00	100.00	98.09	24.09	100.00	100.00
	TATA CDMA	0.02	0.48	98.77	0.00	0.16	0.68	3.63	99.19	0	0.00	0.00	100.00	100.00	100.00	99.34	94.60	100.00	100.00
	TATA GSM	0.22	0.20	98.50	0.09	0.04	0.61	2.34	97.98	0	0.00	0.00	100.00	100.00	100.00	98.94	89.24	100.00	100.00
Vodafone	0.07	0.48	99.59	0.05	0.41	0.73	2.86	96.89	0	0.03	0.03	100.00	100.00	100.00	100.00	97.68	100.00	61.52	
Madhya Pradesh	Aircel	0.27	0.00	98.15	0.37	0.01	0.99	1.04	99.44	0	0.00	0.00	100.00	100.00	100.00	96.82	98.58	100.00	100.00
	Airtel	0.14	0.10	99.11	0.04	0.44	0.82	1.96	97.05	0	0.01	0.00	100.00	100.00	100.00	100.00	97.43	100.00	100.00
	BSNL	1.81	1.67	96.37	0.61	1.52	1.53	2.58	97.01	0	0.02	0.04	100.00	100.00	100.00	98.00	98.81	100.00	100.00
	Idea	0.43	1.50	97.60	0.44	1.27	0.84	2.10	96.88	0	0.03	0.03	100.00	100.00	100.00	98.50	99.08	97.38	100.00
	RCOM CDMA	0.42	0.77	99.15	0.00	0.00	0.14	0.58	99.81	0	0.10	0.09	100.00	100.00	100.00	98.71	93.37	100.00	100.00
	RTL	0.23	0.19	98.80	0.06	0.20	0.50	0.04	97.86	0	0.09	0.08	100.00	100.00	100.00	97.68	87.89	100.00	100.00
	TATA CDMA	0.05	0.16	98.73	0.00	0.36	0.59	7.70	99.17	0	0.00	0.00	100.00	100.00	100.00	97.73	98.21	100.00	100.00
	TATA GSM	0.05	0.02	98.58	0.05	0.04	0.69	3.63	98.70	0	0.00	0.00	100.00	100.00	100.00	96.61	93.53	100.00	100.00
	Videcon	0.21	0.80	98.70	0.20	0.38	0.67	2.55	98.14	0	NA	0.05	100.00	100.00	100.00	100.00	95.94	NA	100.00
Vodafone	0.25	1.17	99.56	0.11	0.44	0.84	4.30	98.78	0	0.16	0.16	99.26	99.99	99.93	100.00	99.28	100.00	100.00	
Maharashtra	Aircel	0.08	0.12	99.36	0.09	0.11	0.84	4.49	95.64	0	0.04	0.00	100.00	100.00	100.00	98.17	95.83	100.00	100.00
	Airtel	0.01	0.00	99.87	0.05	0.08	0.55	0.17	98.72	0	0.02	0.00	100.00	100.00	100.00	100.00	86.83	100.00	100.00
	BSNL	1.91	1.93	95.95	0.89	1.56	1.50	2.70	95.59	0	0.00	0.02	100.00	100.00	100.00	100.00	100.00	100.00	100.00
	Idea	0.07	0.17	97.96	0.68	1.30	1.15	1.50	97.20	0	0.10	0.15	100.00	100.00	100.00	98.28	99.65	100.00	100.00
	RCOM CDMA	0.27	0.61	98.42	0.00	0.02	0.24	0.98	99.78	0	0.09	0.07	100.00	100.00	100.00	99.62	32.60	100.00	99.33
	RCOM GSM	0.24	0.38	99.54	0.03	0.07	0.31	0.02	98.76	0	0.09	0.09	100.00	100.00	100.00	99.59	18.26	100.00	100.00
	TATA CDMA	0.04	0.00	98.02	0.00	0.48	1.17	8.48	99.94	0	0.00	0.00	100.00	100.00	100.00	99.62	97.91	100.00	100.00
	TATA GSM	0.03	0.00	99.58	0.07	0.11	0.74	5.91	97.10	0	0.00	0.00	100.00	100.00	100.00	97.53	92.58	100.00	100.00
	Telenor	0.18	0.56	97.99	0.33	0.50	0.50	1.21	97.41	0	NA	0.00	100.00	100.00	NA	99.58	98.69	NA	NA
Vodafone	0.12	0.50	99.56	0.36	0.44	0.69	2.79	97.33	0	0.04	0.03	100.00	100.00	100.00	99.95	98.49	100.00	92.25	
Mumbai	Aircel	0.07	0.11	97.85	0.22	0.84	0.92	5.69	97.29	0	0.00	0.00	100.00	100.00	100.00	99.16	95.42	100.00	100.00
	Airtel	0.01	0.00	99.95	0.01	0.01	0.42	0.28	97.37	0	0.01	0.00	100.00	100.00	100.00	100.00	88.76	100.00	100.00
	Idea	0.08	0.03	98.81	0.20	0.54	0.90	2.07	96.05	0	0.06	0.02	100.00	100.00	100.00	99.67	98.90	100.00	100.00
	MTNL GSM	0.60	1.08	99.06	0.33	0.10	1.45	1.94	95.40	0	0.06	0.00	99.59	100.00	100.00	95.57	95.75	100.00	100.00
	MTNL CDMA	0.25	0.00	98.79	0.87	0.02	1.45	1.88	96.34	0	NR	NR	NR	NR	NR	NR	NR	NR	NR
	RCOM CDMA	0.11	0.00	97.97	0.00	0.03	0.85	0.62	99.77	0	0.08	0.07	100.00	100.00	100.00	97.89	47.55	100.00	92.76
	RCOM GSM	0.15	0.51	99.28	0.05	0.13	0.40	0.04	98.81	0	0.09	0.09	100.00	100.00	100.00	98.94	27.21	100.00	97.87
	TATA CDMA	0.03	0.00	99.04	0.00	0.05	0.49	4.40	99.12	0	0.00	0.00	100.00	100.00	100.00	99.49	90.94	100.00	100.00
	TATA GSM	0.02	0.00	99.31	0.12	0.12	0.62	3.48	97.40	0	0.00	0.00	100.00	100.00	100.00	98.78	95.16	100.00	100.00
Vodafone	0.03	0.00	99.26	0.07	0.74	1.04	1.96	97.20	0	0.51	0.06	89.91	89.98	97.83	99.83	95.88	100.00	78.72	

Annexure 4.1 (Contd.)

North East	Aircel	8.33	46.41	93.41	0.73	5.24	1.78	17.08	93.29	0	0.01	0.00	100.00	100.00	100.00	96.00	98.86	100.00	100.00
	Airtel	0.94	1.39	95.62	0.63	1.13	1.06	1.45	98.74	0	0.01	0.00	100.00	100.00	100.00	99.00	94.65	100.00	100.00
	BSNL	2.60	8.47	95.58	3.18	3.82	3.79	7.07	92.27	0	0.03	0.03	99.50	100.00	100.00	99.00	97.81	100.00	100.00
	Idea	1.75	1.64	95.76	0.18	1.82	0.49	2.14	96.47	0	0.00	0.02	100.00	100.00	100.00	100.00	99.79	100.00	100.00
	RTL	0.40	0.45	98.59	0.02	0.17	0.57	0.08	98.24	0	0.08	0.04	100.00	100.00	100.00	97.86	98.36	100.00	100.00
	Vodafone	1.63	1.89	99.36	0.20	0.64	0.72	2.55	98.03	0	0.07	0.04	100.00	100.00	100.00	100.00	100.00	100.00	100.00
Orissa	Aircel	1.57	5.48	97.37	0.60	1.92	1.64	12.86	95.26	0	0.00	0.00	100.00	100.00	100.00	95.62	98.10	100.00	100.00
	Airtel	0.12	0.06	97.63	0.39	1.75	1.01	1.49	96.10	0	0.00	0.00	100.00	100.00	100.00	99.00	98.88	100.00	100.00
	BSNL	1.50	1.94	98.22	0.59	1.78	1.83	2.89	98.17	0	0.00	0.04	100.00	100.00	100.00	97.00	96.97	100.00	100.00
	Idea	0.32	1.23	99.15	0.20	0.28	0.42	1.32	96.75	0	0.03	0.06	99.97	100.00	100.00	98.63	99.90	100.00	91.47
	RCOM CDMA	0.35	1.05	99.69	0.00	0.00	0.37	2.43	99.75	0	0.08	0.05	100.00	100.00	100.00	97.26	72.56	100.00	95.15
	RTL	0.08	0.09	98.29	0.16	0.80	0.56	0.09	98.23	0	0.09	0.08	100.00	100.00	100.00	98.02	82.78	100.00	91.57
	TATA CDMA	0.31	0.00	98.07	0.00	0.03	0.85	4.96	98.25	0	0.00	0.00	100.00	100.00	100.00	99.26	97.61	100.00	100.00
	TATA GSM	0.15	0.61	98.49	0.33	0.64	0.51	1.76	97.54	0	0.00	0.00	100.00	100.00	100.00	95.69	96.50	100.00	100.00
Vodafone	0.16	0.51	99.59	0.17	0.41	0.76	2.76	98.38	0	0.04	0.06	100.00	100.00	100.00	99.96	99.07	100.00	100.00	
Punjab	Aircel	0.12	0.11	97.48	0.38	1.32	0.89	3.67	96.74	0	0.00	0.00	100.00	100.00	100.00	94.74	95.86	100.00	100.00
	Airtel	0.06	0.02	99.12	0.13	0.14	0.51	0.80	98.48	0	0.01	0.00	100.00	100.00	100.00	100.00	84.49	100.00	100.00
	BSNL	0.63	1.82	97.11	0.59	0.65	1.17	3.37	95.48	0	0.06	0.00	100.00	100.00	100.00	100.00	82.96	100.00	100.00
	Idea	0.04	0.01	98.80	0.05	0.08	0.40	0.48	97.96	0	0.08	0.04	99.91	100.00	99.93	99.41	99.37	99.99	100.00
	QTL cdma	0.52	0.00	98.86	0.10	0.12	0.12	0.70	97.96	0	0.00	0.00	100.00	100.00	100.00	97.00	97.00	100.00	100.00
	QTL gsm	0.17	0.15	97.63	0.16	0.46	0.89	1.12	95.84	0	0.00	0.07	100.00	100.00	100.00	100.00	96.01	100.00	100.00
	RCOM CDMA	0.14	0.21	98.78	0.00	0.01	0.04	0.18	99.70	0	0.08	0.09	100.00	100.00	100.00	98.57	95.22	100.00	99.69
	RCOM GSM	0.15	0.17	99.58	0.02	0.04	0.19	0.00	99.05	0	0.09	0.09	100.00	100.00	100.00	98.53	98.14	100.00	100.00
	TATA CDMA	0.16	0.17	98.51	0.00	0.03	0.53	6.97	99.03	0	0.00	0.00	100.00	100.00	100.00	99.25	98.73	100.00	100.00
	TATA GSM	0.04	0.08	98.54	0.04	0.34	0.69	4.11	97.14	0	0.00	0.00	100.00	100.00	100.00	99.20	90.48	100.00	100.00
Vodafone	0.03	0.01	99.77	0.07	0.23	0.58	2.91	97.89	0	0.21	0.24	100.00	100.00	100.00	100.00	98.96	100.00	100.00	
Rajasthan	Aircel	0.17	0.83	97.10	0.26	0.87	0.82	3.46	96.81	0	0.00	0.00	100.00	100.00	100.00	97.72	96.62	100.00	100.00
	Airtel	0.14	0.33	97.37	0.52	1.50	0.82	1.07	98.95	0	0.01	0.00	100.00	100.00	100.00	100.00	97.25	100.00	100.00
	BSNL	1.53	1.82	98.65	0.46	1.33	1.48	1.85	98.64	0	0.05	0.49	99.89	100.00	100.00	97.65	74.51	100.00	100.00
	Idea	0.09	0.07	99.21	0.31	0.44	1.04	2.36	95.93	0	0.05	0.18	100.00	100.00	100.00	98.63	99.31	100.00	100.00
	MTS	0.07	0.04	99.05	0.00	0.11	0.40	0.68	99.17	0	0.00	0.00	100.00	100.00	100.00	97.37	97.51	100.00	100.00
	RCOM CDMA	0.19	0.25	98.51	0.00	0.01	0.19	0.75	99.71	0	0.08	0.09	100.00	100.00	100.00	98.47	98.13	100.00	99.18
	RCOM GSM	0.16	0.13	99.61	0.07	0.05	0.27	0.03	98.82	0	0.09	0.09	100.00	100.00	100.00	98.21	97.30	100.00	100.00
	TATA CDMA	0.19	0.00	98.85	0.00	0.29	0.43	7.14	98.82	0	0.00	0.00	100.00	100.00	100.00	98.16	96.53	100.00	100.00
	TATA GSM	0.17	0.00	98.25	0.17	0.10	0.83	4.67	98.60	0	0.00	0.00	100.00	100.00	100.00	98.58	96.66	100.00	100.00
Vodafone	0.08	0.33	99.71	0.16	0.29	0.84	2.61	96.82	0	0.13	0.10	100.00	100.00	100.00	100.00	98.64	100.00	100.00	

Annexure 4.1 (Contd.)

Tamil Nadu	Aircel	0.28	1.06	98.58	0.52	1.00	1.08	5.53	95.44	0	0.00	0.00	100.00	100.00	100.00	95.80	97.32	100.00	100.00
	Airtel	0.02	0.07	99.70	0.12	0.42	0.46	2.05	99.23	0	0.01	0.00	100.00	100.00	100.00	100.00	96.05	100.00	100.00
	BSNL	0.73	1.50	98.81	0.16	0.60	1.04	2.32	96.73	0	0.02	0.01	100.00	100.00	100.00	100.00	94.00	100.00	100.00
	Idea	0.03	0.01	99.55	0.06	0.13	0.16	0.51	98.09	0	0.06	0.14	100.00	100.00	100.00	99.34	99.16	100.00	100.00
	MTS	0.04	0.00	99.53	0.00	0.01	0.36	2.35	99.20	0	0.00	0.00	100.00	100.00	100.00	98.70	95.15	100.00	100.00
	RCOM CDMA	0.12	0.15	99.06	0.00	0.01	0.07	0.09	99.77	0	0.09	0.02	100.00	100.00	100.00	98.31	61.22	100.00	98.94
	RCOM GSM	0.17	0.16	99.76	0.01	0.03	0.20	0.02	99.15	0	0.09	0.09	100.00	100.00	100.00	99.04	40.91	100.00	99.29
	TATA CDMA	0.02	0.00	98.91	0.00	0.05	0.33	4.01	98.66	0	0.00	0.00	100.00	100.00	100.00	99.37	95.54	100.00	100.00
	TATA GSM	0.06	0.05	99.57	0.05	0.02	0.64	3.34	98.77	0	0.00	0.00	100.00	100.00	100.00	99.38	96.34	100.00	100.00
Vodafone	0.05	0.30	99.58	0.16	0.42	0.56	1.54	97.93	0	0.19	0.08	100.00	100.00	99.96	100.00	98.22	100.00	92.12	
UP-East	Aircel	0.14	0.40	98.63	0.62	1.39	0.64	2.88	96.93	0	0.00	0.00	100.00	100.00	100.00	97.80	96.27	100.00	100.00
	Airtel	0.21	0.87	96.33	0.42	0.56	0.97	2.91	96.86	0	0.01	0.00	100.00	100.00	100.00	100.00	95.20	100.00	100.00
	BSNL	1.86	1.83	98.22	0.87	1.87	1.79	2.53	96.50	0	0.09	0.09	98.90	100.00	100.00	99.00	97.76	100.00	100.00
	Idea	0.47	1.89	98.09	0.59	1.09	1.03	2.76	96.68	0	0.05	0.34	100.00	100.00	100.00	99.32	99.80	100.00	100.00
	RCOM CDMA	0.13	0.23	98.88	0.00	0.01	0.23	1.00	99.84	0	0.09	0.08	100.00	100.00	100.00	97.79	85.94	100.00	100.00
	RCOM GSM	0.20	0.41	99.35	0.03	0.10	0.20	0.04	98.79	0	0.08	0.09	100.00	100.00	100.00	98.80	73.75	100.00	100.00
	TATA CDMA	0.17	0.00	98.38	0.00	0.13	0.66	8.80	99.20	0	0.00	0.00	100.00	100.00	100.00	99.45	97.43	100.00	100.00
	TATA GSM	0.19	0.82	94.69	0.66	3.03	1.20	8.79	96.67	0	0.00	0.00	100.00	100.00	100.00	99.34	97.75	100.00	100.00
	Telenor	0.49	1.94	96.98	0.64	1.70	0.68	2.29	93.43	0	NA	0.02	100.00	100.00	NA	99.07	98.67	NA	NA
Videcon	0.25	0.00	98.89	0.39	0.42	1.05	0.05	98.62	0	NA	0.00	100.00	100.00	NA	100.00	96.51	NA	100.00	
Vodafone	0.17	0.52	98.79	0.30	1.21	0.93	3.89	96.41	0	0.14	0.05	100.00	100.00	100.00	100.00	98.30	100.00	100.00	
UP-West	Aircel	0.16	0.97	97.69	0.36	1.33	0.38	2.66	95.64	0	0.00	0.00	100.00	100.00	100.00	98.64	88.68	100.00	100.00
	Airtel	1.01	1.13	98.25	0.74	1.38	1.10	2.63	97.59	0	0.01	0.00	100.00	100.00	100.00	100.00	97.20	100.00	100.00
	BSNL	0.97	1.80	97.32	0.50	1.30	1.18	1.96	96.43	0	0.01	0.01	100.00	100.00	100.00	100.00	98.18	100.00	100.00
	Idea	0.13	0.35	97.65	0.91	1.78	1.39	2.61	96.87	0	0.05	0.00	99.99	100.00	100.00	99.33	99.14	100.00	72.25
	MTS	0.04	0.00	98.23	0.00	0.00	0.52	2.86	98.55	0	0.00	0.00	100.00	100.00	100.00	97.80	97.70	100.00	100.00
	RCOM CDMA	0.26	0.41	99.05	0.00	0.01	0.19	0.91	99.76	0	0.09	0.04	100.00	100.00	100.00	98.49	93.44	100.00	100.00
	RCOM GSM	0.23	0.40	99.52	0.03	0.08	0.22	0.01	98.76	0	0.08	0.09	100.00	100.00	100.00	98.89	90.17	100.00	100.00
	TATA CDMA	0.24	0.78	98.75	0.00	0.26	0.58	6.05	98.87	0	0.00	0.00	100.00	100.00	100.00	99.21	98.45	100.00	100.00
	TATA GSM	0.29	0.84	97.58	0.32	0.86	1.00	6.27	96.86	0	0.00	0.00	100.00	100.00	100.00	99.27	97.06	100.00	100.00
	Telenor	0.51	1.79	97.48	0.77	1.51	0.61	2.09	95.71	0	NA	0.00	100.00	100.00	NA	99.03	98.89	NA	NA
Videcon	0.28	0.00	99.26	0.09	0.13	0.55	0.00	99.49	0	NA	0.00	100.00	100.00	NA	100.00	96.51	NA	100.00	
Vodafone	0.24	0.86	99.01	0.30	0.99	0.77	2.93	96.53	0	0.18	0.14	100.00	100.00	99.99	100.00	97.69	100.00	100.00	
West Bengal	Aircel	1.37	7.91	97.30	0.60	1.40	1.40	13.43	96.06	0	0.00	0.00	100.00	100.00	100.00	98.31	97.74	100.00	100.00
	Airtel	0.11	0.29	98.53	0.41	0.81	1.31	2.54	95.91	0	0.01	0.00	100.00	100.00	100.00	100.00	88.25	100.00	100.00
	BSNL	3.35	18.90	97.86	1.70	1.48	1.43	9.57	96.34	0	0.02	0.04	99.20	100.00	100.00	98.17	98.35	100.00	100.00
	Idea	0.12	0.62	98.60	0.10	0.23	0.45	0.64	97.24	0	0.05	0.04	100.00	100.00	100.00	98.12	99.84	100.00	100.00
	MTS	0.28	0.00	99.56	0.00	0.26	0.76	2.54	99.67	0	0.00	0.00	100.00	100.00	100.00	98.28	96.82	100.00	100.00
	RCOM CDMA	0.25	0.37	97.94	0.00	0.07	0.32	0.92	99.68	0	0.10	0.05	100.00	100.00	100.00	98.90	56.12	100.00	100.00
	RTL	0.30	0.66	98.69	0.04	0.14	0.58	0.08	98.42	0	0.09	0.09	100.00	100.00	100.00	98.86	19.24	100.00	100.00
	TATA CDMA	0.05	0.00	99.41	0.00	0.00	0.29	2.26	98.19	0	0.00	0.00	100.00	100.00	100.00	99.64	98.08	100.00	100.00
TATA GSM	0.05	0.13	99.03	0.08	0.12	0.55	3.14	97.71	0	0.00	0.00	100.00	100.00	100.00	96.71	85.89	100.00	100.00	
Vodafone	0.03	0.17	99.04	0.54	0.96	0.78	2.87	95.23	0	0.06	0.02	100.00	100.00	100.00	100.00	96.97	100.00	63.28	

Annexure 4.2: Performance of QoS Parameters for Cellular Mobile 3G Service

Performance Monitoring Report on Quality of Service of Cellular Mobile Service Providers for quarter ending September , 2015										
Name of the Service Area / City	Name of Service Provider	Network Availability		Connection Establishment (Accessibility)			Connection Maintenance (Retainability)			POI
		BTS and Node-B's Accumulated downtime (not available for service) (%age)	Worst affected BTSs and Node-B's due to downtime (%age)	Call Set-up Success Rate (within licensee's own network)	SDCCH/Paging Channel and RRC Congestion (%age)	TCH and Circuit Switched RAB Congestion (%age)	Call Drop and Circuit Switched Voice Drop Rate: (%age)	Worst affected cells having more than 3% TCH drop (call drop) and Circuit Switched Voice Drop Rate:-CBBH	Connections with good voice quality and Circuit Switch Voice Quality (CSV quality)	Point of Interconnection (POI) Congestion
		1	2	3	4	5	6	7	8	9
Benchmark		≤ 2%	≤ 2%	≥ 95%	≤ 1%	≤ 2%	≤ 2%	≤ 3%	≥ 95%	≤ 0.5%
Andhra Pradesh	Aircel	0.12	0.42	98.41	0.80	0.79	0.69	6.84	99.81	0
	Airtel	0.16	0.23	98.59	0.32	0.00	0.39	1.39	98.89	0
	BSNL	0.67	1.93	97.67	0.80	1.77	0.67	2.83	99.70	0
	IDEA	0.06	0.02	99.06	0.50	0.79	0.46	2.79	99.74	0
ASSAM	Aircel	3.38	20.83	98.10	0.20	0.04	1.37	12.33	99.01	0
	Airtel	0.36	1.12	98.29	0.59	0.21	0.71	1.34	99.01	0
	BSNL	1.97	1.87	95.33	0.00	0.00	2.00	2.87	95.13	0
	RTL	0.90	0.86	96.86	0.63	0.03	1.56	1.64	99.85	0
Bihar	Aircel	3.09	18.36	97.78	0.51	0.09	1.42	13.60	99.04	0
	Airtel	0.06	0.22	99.10	0.09	0.74	0.58	2.23	99.56	0
	BSNL	6.48	26.47	95.33	0.03	0.55	2.45	10.63	96.60	0
	RTL	0.25	0.64	96.99	0.67	0.02	1.37	1.58	99.85	0
Chennai	Airtel	0.10	0.37	99.37	0.24	0.38	0.28	1.11	99.74	0
	BSNL	1.17	1.83	98.00	0.90	1.90	1.13	1.83	95.80	0
	Vodafone	0.05	0.09	99.77	0.06	0.03	0.29	1.75	98.93	0
Delhi	Airtel	0.35	1.81	98.44	0.08	0.10	0.58	2.84	98.85	0
	MTNL	0.53	1.70	96.94	0.73	1.80	1.70	2.23	96.30	0
	RCOM	0.13	0.52	97.34	0.51	0.87	0.66	1.02	99.61	0
	Vodafone	0.20	1.06	99.55	0.66	0.54	0.53	2.38	99.12	0
Gujarat	BSNL	1.63	1.53	96.33	0.50	1.13	1.67	2.27	100.00	0
	IDEA	0.11	0.42	99.58	0.74	0.25	0.51	2.10	98.97	0
	TATA	0.03	0.10	98.23	0.55	0.52	0.57	3.58	99.70	0
	Vodafone	0.11	0.56	99.76	0.20	0.04	0.21	1.32	98.95	0
Haryana	BSNL	1.54	1.62	96.92	0.74	0.86	1.48	1.82	96.69	0
	IDEA	0.00	0.00	99.76	0.08	0.00	0.25	0.45	99.01	0
	TATA	0.09	0.17	98.80	0.41	0.81	0.20	1.45	99.15	0
	Vodafone	0.04	0.04	99.72	0.09	0.02	0.34	3.12	98.91	0
Himachal Pradesh	Airtel	0.07	0.00	99.04	0.31	0.01	0.64	1.07	98.59	0
	BSNL	1.97	1.60	97.33	0.90	1.87	1.90	2.77	96.47	0
	IDEA	0.20	0.00	98.61	0.65	0.23	1.29	2.32	98.87	0
	RTL	0.34	0.00	97.38	0.59	0.00	1.04	1.60	99.88	0

Annexure 4.2 (Contd.)

Jammu & Kashmir	Aircel	1.56	10.82	97.70	0.35	0.08	1.57	15.89	98.55	0
	Airtel	0.17	0.20	99.12	0.60	0.00	0.77	0.94	98.92	0
	BSNL	1.43	1.37	96.33	0.77	1.40	1.43	2.33	96.70	0
	IDEA	0.55	1.18	98.17	0.74	0.48	1.32	2.17	98.77	0
	RCOM	0.12	0.36	96.73	0.22	0.78	0.97	1.51	99.71	0
Karnataka	Aircel	0.38	1.37	98.56	0.73	0.67	0.68	7.08	99.80	0
	Airtel	0.11	0.42	99.30	0.18	0.17	0.19	1.84	99.65	0
	BSNL	1.07	1.90	98.00	0.47	0.97	1.00	2.63	99.00	0
	TATA	0.12	0.30	98.16	0.95	1.31	0.43	2.28	99.06	0
Kerala	Aircel	0.19	0.35	98.51	0.82	0.73	1.16	2.65	97.44	0
	BSNL	0.30	0.40	95.33	0.13	0.57	1.37	0.10	99.83	0
	IDEA	0.08	0.04	99.51	0.53	0.19	0.38	2.10	97.71	0
	TATA	0.02	0.00	98.36	0.41	0.73	0.50	3.99	99.76	0
Kolkata	Aircel	0.32	0.94	99.24	0.44	0.19	0.26	2.54	98.87	0
	Airtel	0.01	0.00	99.51	0.00	0.072	0.46	2.73	99.36	0.0
	BSNL	4.27	11.13	99.00	0.33	0.47	0.63	0.33	99.80	0
	RTL	0.32	0.63	97.05	0.68	0.00	1.04	1.41	99.85	0
	Vodafone	0.09	0.43	99.80	0.03	0.01	0.37	2.40	98.98	0
Madhya Pradesh	BSNL	1.71	1.08	96.07	0.67	1.31	1.44	2.81	96.33	0
	IDEA	0.11	0.40	99.45	0.27	0.33	1.00	1.93	99.01	0
	RTL	0.30	0.49	97.27	0.55	0.02	1.08	1.41	99.85	0
	TATA	0.03	0.03	97.46	0.85	1.01	0.49	3.08	99.70	0
Maharashtra	BSNL	1.90	1.97	96.00	0.00	1.77	1.87	2.53	95.60	0
	IDEA	0.06	0.08	99.54	0.54	0.20	0.73	2.75	98.62	0
	TATA	0.03	0.00	97.76	0.89	0.59	0.57	3.93	100.00	0
	Vodafone	0.14	0.23	99.76	0.08	0.02	0.27	1.95	98.87	0
Mumbai	Airtel	0.01	0.00	99.38	0.49	0.95	0.40	1.85	99.70	0
	MTNL	0.53	1.13	95.73	0.87	1.07	1.70	2.40	98.87	0
	RCOM	0.23	0.67	97.40	0.22	0.48	0.60	0.95	99.65	0
	Vodafone	0.04	0.00	99.78	0.00	0.00	0.42	2.53	98.91	0
North East	Aircel	8.05	50.81	97.30	0.15	0.03	1.89	18.91	98.77	0
	Airtel	1.65	1.44	97.86	0.45	0.68	1.14	1.13	98.91	0
	BSNL	1.92	9.85	95.33	2.28	2.92	2.18	3.48	95.67	0
	RTL	1.18	0.87	97.15	0.64	0.01	1.19	1.50	99.77	0
Orissa	Aircel	2.05	13.59	97.73	0.41	0.11	1.82	18.63	99.00	0
	BSNL	1.63	1.83	96.67	0.93	1.80	0.97	2.17	98.23	0
	RTL	0.24	0.55	96.80	0.53	0.01	1.56	1.60	99.87	0

Annexure 4.2 (Contd.)

Punjab	Aircel	0.23	0.58	99.19	0.31	0.01	0.65	7.43	99.10	0
	BSNL	0.50	1.80	96.00	0.83	1.27	1.77	2.93	95.77	0
	IDEA	0.07	0.08	99.51	0.29	0.34	0.53	1.13	99.49	0
	RCOM	0.07	0.00	98.40	0.03	0.36	0.38	1.18	99.71	0
	TATA	0.06	0.16	98.55	0.38	1.09	0.23	1.40	99.07	0
Rajasthan	Airtel	0.19	0.36	99.38	0.10	0.15	0.47	1.64	98.89	0
	BSNL	1.67	1.60	99.00	0.00	0.00	1.33	2.63	98.73	0
	RCOM	0.15	0.40	97.01	0.20	1.04	0.56	1.51	99.63	0
	TATA	0.00	0.00	100.00	0.00	0.00	0.00	0.00	100.00	0
Tamil Nadu	Aircel	0.42	1.70	96.88	0.75	0.09	0.58	6.36	98.77	0
	Airtel	0.05	0.06	99.78	0.02	0.13	0.16	1.63	99.53	0
	BSNL	0.50	1.63	97.33	0.13	1.70	0.20	1.33	99.77	0
	Vodafone	0.05	0.09	99.84	0.06	0.02	0.26	1.89	99.02	0
UP-East	Aircel	0.19	0.53	99.13	0.15	0.00	0.78	8.59	99.83	0
	BSNL	1.87	1.84	96.83	0.80	1.83	1.74	0.00	96.50	0
	IDEA	0.44	1.72	98.77	0.16	0.11	0.47	2.14	98.49	0
	Vodafone	0.57	4.02	99.80	0.03	0.01	0.32	3.14	98.93	0
UPW	Airtel	1.28	1.82	99.14	0.08	0.00	0.67	2.52	98.59	0
	BSNL	1.56	1.83	96.37	0.75	1.44	1.18	2.14	96.41	0
	IDEA	0.57	1.90	99.46	0.58	0.24	0.33	2.64	99.04	0
	TATA	0.34	1.77	98.54	0.45	1.05	0.38	3.25	99.13	0
West Bengal	Aircel	0.86	5.50	97.44	0.18	0.06	0.27	2.45	98.89	0
	Airtel	0.15	0.34	99.33	0.34	1.33	0.65	2.88	99.58	0
	BSNL	3.60	16.16	96.52	0.66	0.23	0.96	4.81	97.33	0
	RTL	0.70	1.24	96.87	0.52	0.01	1.39	1.48	99.85	0
	Vodafone	0.19	1.15	99.67	0.04	0.01	0.46	2.97	98.90	0

Annexure 4.3: Performance of QoS Parameters for Basic (Wire-line) Service

Quarterly Performance Monitoring Report (PMR) on QoS of Basic Telephone Service (Wireline) for QE September,2015																															
Sl. No.	Name of Service Area	Name of Service Provider	Faults incidences (No. of faults/100 Subs./month)	Fault Repair				Rent Rebate	Mean Time to Repair (MTR)	POI	Metering and Billing					Response time to the customer for Assistance		Termination / closure of service													
				≤7	For urban areas by next working day: ≥ 85%	For urban areas: ≥ 100%	For rural and hilly areas: ≥ 75%				For rural and hilly areas: ≥ 100%	≤ 10 Hrs	≤ 0.5%	≤ 0.1%	≤ 0.1%	98% within 4 weeks	100% within 6 weeks	1 week of resolution of complaint	≥ 95%	≥ 95%	100% within 7 days	100% within 60 days									
																							Point of Interconnection (POI) Congestion (No. of POIs not meeting the benchmark	Metering and Billing/credibility - post paid	Metering and billing credibility - pre paid	Resolution of billing/charging/validity complaints	Period of applying credit/ waiver/ adjustment to customer's account from the date of resolution of complaints	Accessibility of call centre/ customer care	Percentage of calls answered by the operators (voice to voice) within 90 seconds	%age requests for Termination / Closure of service complied within 7 days	Time taken for refund of deposits after closures
																							Benchmarks	Benchmarks	Benchmarks	Benchmarks	Benchmarks	Benchmarks	Benchmarks	Benchmarks	Benchmarks
1	A&N	BSNL	4.00	95.00%	100.00%	95.00%	100%	30	7.00	0.00	0.10%	0.00	98.00%	100.00%	100.00%	100.00%	97.33%	100.00%	100.00%												
2	AP	Reliance	0.11	100.00%	100.00%	NA	NA	0	4.62	0.00	0.00%	NA	100.00%	100.00%	100.00%	98.99%	98.99%	100.00%	100.00%												
3		TTSL	14.00	98.00%	100.00%	NA	NA	NA	4	0.00%	0.00%	NA	100.00%	100.00%	100.00%	100.00%	86.00%	100.00%	100.00%												
4		Vodafone	0.28	100.00%	100.00%	NA	NA	NA	1.54	0.00%	0.00%	NA	NA	NA	NA	99.39%	100.00%	100.00%	NA												
5		Bharti	2.02	87.05%	100.00%	NA	NA	0	5.52	0.00	0.03%	NA	100.00%	100.00%	100.00%	100.00%	85.83%	100.00%	100.00%												
6		BSNL	5.00	94.00%	100.00%	95.00%	100%	167	7.00	0.00	0.00%	0.00	100.00%	100.00%	100.00%	97.74%	97.70%	100.00%	100.00%												
7		ASM	Vodafone	1.93	100.00%	100.00%	NA	NA	NA	2.32	0.00%	0.00%	NA	NA	NA	NA	99.39%	100.00%	NA	NA											
8		BSNL	4.00	97.00%	100.00%	96.00%	100%	394	3.00	0.00	0.09%	0.00	100.00%	100.00%	100.00%	98.99%	97.67%	100.00%	100.00%												
9	BH	Reliance	0.00	NA	NA	NA	NA	0	0.00	0.00	0.00%	NA	NA	NA	NA	98.99%	98.99%	100.00%	100.00%												
10		TTSL	1.00	94.00%	100.00%	NA	NA	NA	6	0.00%	0.00%	NA	NA	NA	NA	100.00%	96.00%	100.00%	NA												
11		Vodafone	1.52	100.00%	100.00%	NA	NA	NA	3.50	0.00%	0.00%	NA	NA	NA	NA	99.39%	100.00%	NA	NA												
12		BSNL	4.00	97.00%	100.00%	95.00%	100%	0	4.00	0.00	0.00%	0.00	100.00%	100.00%	100.00%	98.99%	97.00%	100.00%	100.00%												
13	Chattisgarh	BSNL	4.00	98.00%	100.00%	97.00%	100%	844	5.00	0.00	0.01%	0.01	99.00%	100.00%	100.00%	97.34%	97.06%	100.00%	100.00%												
14	CN	Reliance	0.03	100.00%	100.00%	NA	NA	0	5.13	0.00	0.00%	NA	100.00%	100.00%	100.00%	98.99%	98.99%	100.00%	100.00%												
15		Vodafone	0.66	100.00%	100.00%	NA	NA	NA	2.40	0.00%	0.00%	NA	NA	NA	NA	99.39%	100.00%	100.00%	NA												
16		BSNL	5.00	96.00%	100.00%	96.00%	100%	800	6.00	0.00	0.00%	0.00	100.00%	100.00%	100.00%	99.42%	99.40%	100.00%	100.00%												
17	DEL	Reliance	0.03	100.00%	100.00%	NA	NA	0	4.61	0.00	0.02%	NA	100.00%	100.00%	100.00%	98.99%	98.99%	100.00%	100.00%												
18		TTSL	2.00	99.00%	100.00%	NA	NA	NA	0	0.00%	0.00%	NA	100.00%	100.00%	100.00%	100.00%	85.00%	NA	100.00%												
19		Vodafone	0.58	100.00%	100.00%	NA	NA	NA	5.04	0.00%	0.00%	NA	NA	NA	NA	99.39%	100.00%	100.00%	NA												
20		Bharti	4.36	87.75%	100.00%	NA	NA	0	5.69	0.00	0.02%	NA	100.00%	100.00%	100.00%	100.00%	62.03%	100.00%	100.00%												
21		MTNL	8.49	83.52%	97.21%	NA	NA	21788	5.13	0.00	0.03%	0.00%	99.71%	100.00%	100.00%	100.00%	99.60%	99.86%	100.00%	100.00%											
22	GUJ	Reliance	0.35	100.00%	100.00%	NA	NA	0	4.58	0.00	0.01%	NA	100.00%	100.00%	100.00%	98.99%	98.99%	100.00%	100.00%												
23		TTSL	5.00	96.00%	100.00%	NA	NA	1	5	0.00%	0.00%	NA	80.00%	80.00%	100.00%	100.00%	87.00%	100.00%	100.00%												
24		Vodafone	0.42	100.00%	100.00%	NA	NA	NA	3.39	0.00%	0.00%	NA	NA	NA	NA	99.39%	100.00%	NA	NA												
25		Bharti	2.43	91.24%	100.00%	NA	NA	0	6.44	0.00	0.01%	NA	100.00%	100.00%	100.00%	96.23%	61.07%	100.00%	100.00%												
26		BSNL	5.00	96.00%	100.00%	92.00%	100%	408	5.00	0.00	0.02%	0.00	100.00%	100.00%	100.00%	97.75%	97.66%	100.00%	100.00%												

Annexure 4.3 (Contd.)

27	HP	Reliance	0.00	NA	NA	NA	NA	0	0.00	0.00	0.00%	NA	NA	NA	NA	98.99%	98.99%	100.00%	100.00%
28	HP	BSNL	5.00	91.00%	100.00%	95.00%	100%	180	6.00	0.00	0.04%	0.02	98.56%	100.00%	100.00%	97.32%	98.33%	100.00%	100.00%
29	HR	Vodafone	0.41	100.00%	100.00%	NA	NA	NA	0.05	0.00%	0.00%	NA	NA	NA	NA	99.39%	100.00%	NA	NA
30		Reliance	0.00	NA	NA	NA	NA	0	0	0.00	0.00%	NA	NA	NA	NA	98.99%	98.99%	100.00%	100.00%
31		TTSL	1.00	100.00%	100.00%	NA	NA	NA	3	0.00%	0.00%	NA	NA	NA	NA	100.00%	93.00%	100.00%	NA
32		Bharti	6.36	88.94%	100.00%	NA	NA	0	5.74	0.00	0.02%	NA	100.00%	100.00%	100.00%	99.99%	95.79%	100.00%	100.00%
33		BSNL	5.00	94.00%	100.00%	94.00%	100%	686	6.00	0.00	0.09%	0.00	100.00%	100.00%	100.00%	96.38%	94.67%	100.00%	100.00%
34	J&K	BSNL	5.00	94.00%	100.00%	85.00%	100%	102	7.00	0.00	0.01%	0.00	98.00%	100.00%	100.00%	97.44%	98.33%	100.00%	100.00%
35	JHAR	BSNL	4.00	97.00%	100.00%	94.00%	100%	281	7.00	0.00	0.09%	0.00	98.00%	100.00%	100.00%	98.70%	97.33%	100.00%	100.00%
36	KER	Vodafone	0.40	100.00%	100.00%	NA	NA	NA	1.40	0.00%	0.00%	NA	NA	NA	NA	99.39%	100.00%	100.00%	NA
37		Reliance	0.10	100.00%	100.00%	NA	NA	0	4.65	0.00	0.00%	NA	100.00%	100.00%	100.00%	98.99%	98.99%	100.00%	100.00%
38		TTSL	0.00	50.00%	100.00%	NA	NA	NA	29	0.00%	0.00%	NA	NA	NA	NA	100.00%	92.00%	100.00%	NA
39		Bharti	1.95	90.51%	100.00%	NA	NA	0	4.63	0.00	0.02%	NA	100.00%	100.00%	100.00%	100.00%	77.48%	100.00%	100.00%
40		BSNL	4.00	92.00%	100.00%	89.00%	100%	1014	8.00	0.00	0.01%	0.00	99.64%	100.00%	100.00%	98.23%	98.37%	100.00%	100.00%
41	KOL	Vodafone	0.65	100.00%	100.00%	NA	NA	NA	3.08	0.00%	0.00%	NA	NA	NA	NA	99.39%	100.00%	NA	NA
42		Reliance	0.10	100.00%	100.00%	NA	NA	0	4.60	0.00	0.00%	NA	100.00%	100.00%	100.00%	98.99%	98.99%	100.00%	100.00%
43		Bharti	6.34	87.51%	100.00%	NA	NA	0	6.03	0.00	0.01%	NA	100.00%	100.00%	100.00%	98.69%	90.99%	100.00%	100.00%
44		BSNL	7.00	90.00%	100.00%	NA	NA	393	8.00	0.00	0.00%	0.00	98.48%	100.00%	100.00%	99.23%	96.67%	100.00%	100.00%
45	KTK	Vodafone	0.72	100.00%	100.00%	NA	NA	NA	3.54	0.00%	0.00%	NA	NA	NA	NA	99.39%	100.00%	100.00%	NA
46		Reliance	0.03	100.00%	100.00%	NA	NA	0	4.35	0.00	0.00%	NA	100.00%	100.00%	100.00%	98.99%	98.99%	100.00%	100.00%
47		TTSL	1.00	95.00%	100.00%	NA	NA	NA	6	0.00%	0.00%	NA	75.00%	75.00%	100.00%	100.00%	87.00%	100.00%	100.00%
48		Bharti	2.32	86.83%	100.00%	NA	NA	0	4.81	0.00	0.03%	NA	100.00%	100.00%	100.00%	99.92%	81.76%	100.00%	100.00%
49		BSNL	4.00	97.00%	100.00%	95.00%	100%	2205	7.00	0.00	0.10%	0.00	100.00%	100.00%	100.00%	98.70%	98.78%	100.00%	100.00%
50	MH	Bharti	1.54	95.46%	100.00%	NA	NA	0	4.23	0.00	0.01%	NA	100.00%	100.00%	100.00%	100.00%	64.33%	100.00%	100.00%
51		BSNL	5.00	93.00%	100.00%	82.00%	100%	1583	7.00	0.00	0.00%	0.00	100.00%	100.00%	100.00%	96.61%	96.65%	100.00%	100.00%
52		Reliance	0.08	100.00%	100.00%	NA	NA	0	4.31	0.00	0.01%	NA	100.00%	100.00%	100.00%	98.99%	98.99%	100.00%	100.00%
53		Vodafone	0.25	100.00%	100.00%	NA	NA	NA	2.59	0.00%	0.00%	NA	NA	NA	NA	99.39%	100.00%	100.00%	NA
54		TTSL	4.00	95.00%	100.00%	NA	NA	NA	6	0.00%	0.00%	NA	0.00%	0.00%	100.00%	100.00%	85.00%	100.00%	100.00%
55	MP	Vodafone	2.14	100.00%	100.00%	NA	NA	NA	1.61	0.00%	0.00%	NA	NA	NA	NA	99.39%	100.00%	NA	NA
56		Reliance	0.20	100.00%	100.00%	NA	NA	0	4.23	0.00	0.00%	NA	100.00%	100.00%	100.00%	98.99%	98.99%	100.00%	100.00%
57		TTSL	4.00	96.00%	100.00%	NA	NA	NA	5	0.00%	0.10%	NA	0.00%	0.00%	100.00%	100.00%	91.00%	100.00%	NA
58		Bharti	6.39	89.72%	100.00%	NA	NA	0	4.71	0.00	0.03%	NA	100.00%	100.00%	100.00%	99.97%	63.70%	100.00%	100.00%
59		BSNL	4.00	88.00%	100.00%	85.00%	100%	1564	4.00	0.00	0.10%	0.00	98.00%	100.00%	100.00%	97.24%	97.24%	100.00%	100.00%
60	MUM	Vodafone	0.28	100.00%	100.00%	NA	NA	NA	4.39	0.00%	0.00%	NA	NA	NA	NA	99.39%	100.00%	100.00%	NA
61		Bharti	1.09	93.64%	100.00%	NA	NA	0	4.84	0.00	0.01%	NA	100.00%	100.00%	100.00%	100.00%	62.12%	100.00%	100.00%
62		MTNL	5.34	93.87%	99.88%	NA	NA	12287	6.41	0.00	0.03%	NA	99.43%	100.00%	NA	95.89%	95.40%	99.40%	100.00%
63		Reliance	0.06	100.00%	100.00%	NA	NA	0	4.25	0.00	0.00%	NA	100.00%	100.00%	100.00%	98.99%	98.99%	100.00%	100.00%
64		TTSL	8.00	84.00%	100.00%	NA	NA	3	12	0.00%	0.00%	NA	58.00%	58.00%	100.00%	100.00%	83.00%	100.00%	100.00%

Annexure 4.3 (Contd.)

65	NE	Vodafone	0.00	NA	NA	NA	NA	NA	NA	0.00%	0.00%	NA	NA	NA	NA	99.39%	100.00%	NA	NA	
66	NE-I	BSNL	4.00	93.00%	100.00%	92.00%	100%	32	7.00	0.00	0.02%	0.00	98.00%	100.00%	100.00%	99.02%	97.67%	100.00%	100.00%	
67	NE-II	BSNL	3.00	98.00%	100.00%	100.00%	100%	66	6.00	0.00	0.10%	0.00	100.00%	100.00%	100.00%	99.00%	97.67%	100.00%	100.00%	
68	OR	Reliance	0.00	NA	NA	NA	NA	0	0	0.00	0.00%	NA	NA	NA	NA	98.99%	98.99%	100.00%	100.00%	
69		TTSL	2.00	93.00%	100.00%	NA	NA	NA	7	0.00%	0.00%	NA	NA	NA	100.00%	100.00%	100.00%	NA	NA	
70		BSNL	6.00	93.00%	100.00%	88.00%	100%	906	5.00	0.00	0.10%	0.00	99.00%	100.00%	100.00%	98.95%	96.67%	100.00%	100.00%	
71		Vodafone	2.77	100.00%	100.00%	NA	NA	NA	5.08	0.00%	0.00%	NA	NA	NA	NA	99.39%	100.00%	NA	NA	
72	PB	Vodafone	0.65	100.00%	100.00%	NA	NA	NA	6.18	0.00%	0.00%	NA	NA	NA	NA	99.39%	100.00%	NA	NA	
73		Reliance	0.10	100.00%	100.00%	NA	NA	0	4.39	0.00	0.00%	NA	100.00%	100.00%	100.00%	98.99%	98.99%	100.00%	100.00%	
74		TTSL	3.00	97.00%	100.00%	NA	NA	NA	4	0.00%	0.00%	NA	100.00%	100.00%	100.00%	100.00%	90.00%	100.00%	NA	
75		Bharti	4.32	94.03%	100.00%	NA	NA	0	3.97	0.00	0.01%	NA	100.00%	100.00%	100.00%	100.00%	93.52%	100.00%	100.00%	
76		Quadrant	3.50	88.30%	100.00%	100.00%	100%	0	9.8	0.00	0.00%	0.00%	100.00%	100.00%	100.00%	100.00%	96.00%	96.00%	100.00%	100.00%
77		BSNL	5.00	90.00%	100.00%	92.00%	100%	747	7.00	0.00	0.03%	0.10	98.00%	100.00%	100.00%	100.00%	96.07%	94.33%	100.00%	100.00%
78	RAJ	Reliance	0.09	100.00%	100.00%	NA	NA	0	4.36	0.00	0.00%	NA	100.00%	100.00%	100.00%	98.99%	98.99%	100.00%	100.00%	
79		TTSL	1.00	100.00%	100.00%	NA	NA	NA	5	0.00%	0.00%	NA	NA	NA	NA	100.00%	89.00%	100.00%	NA	
80		Vodafone	0.54	100.00%	100.00%	NA	NA	NA	6.00	0.00%	0.00%	NA	NA	NA	NA	99.39%	100.00%	NA	NA	
81		Bharti	4.75	91.81%	100.00%	NA	NA	0	4.21	0.00	0.01%	NA	100.00%	100.00%	100.00%	100.00%	93.89%	100.00%	100.00%	
82		Sistema	1.86	91.19%	100.00%	91.55%	100%	0	8.65	0.00	0.02%	0.00%	100.00%	100.00%	100.00%	97.50%	97.16%	100.00%	100.00%	
83		BSNL	5.00	95.00%	100.00%	95.00%	100%	293	6.00	0.00	0.00%	0.00	100.00%	100.00%	100.00%	97.35%	95.67%	100.00%	100.00%	
84	TN	Reliance	0.11	100.00%	100.00%	NA	NA	0	5.00	0.00	0.00%	NA	100.00%	100.00%	100.00%	98.99%	98.99%	100.00%	100.00%	
85		TTSL	1.00	90.00%	100.00%	NA	NA	NA	8	0.00%	0.00%	NA	100.00%	100.00%	100.00%	100.00%	89.00%	99.00%	100.00%	
86		Vodafone	2.97	100.00%	100.00%	NA	NA	NA	2.55	0.00%	0.00%	NA	NA	NA	NA	99.39%	100.00%	100.00%	NA	
87		Bharti	4.99	87.75%	100.00%	NA	NA	0	5.08	0.00	0.07%	NA	100.00%	100.00%	100.00%	100.00%	87.54%	100.00%	100.00%	
88		BSNL	3.00	95.00%	100.00%	92.00%	100%	2268	7.00	0.00	0.08%	0.00	100.00%	100.00%	100.00%	98.96%	99.04%	100.00%	100.00%	
89	UPE	Reliance	0.04	100.00%	100.00%	NA	NA	0	4.55	0.00	0.03%	NA	100.00%	100.00%	100.00%	98.99%	98.99%	100.00%	100.00%	
90		TTSL	7.00	100.00%	100.00%	NA	NA	NA	1	0.00%	0.00%	NA	NA	NA	NA	NA	NA	NA	NA	
91		Vodafone	1.77	100.00%	100.00%	NA	NA	NA	2.17	0.00%	0.00%	NA	NA	NA	NA	99.39%	100.00%	NA	NA	
92		Bharti	6.63	87.89%	100.00%	NA	NA	0	6.31	0.00	0.01%	NA	100.00%	100.00%	100.00%	100.00%	93.78%	100.00%	100.00%	
93		BSNL	4.00	95.00%	100.00%	94.00%	100%	791	5.00	0.00	0.08%	0.00	100.00%	100.00%	100.00%	97.59%	98.67%	100.00%	100.00%	
94	UPW	Reliance	0.00	NA	NA	NA	NA	0	0	0.00	0.00%	NA	NA	NA	NA	98.99%	98.99%	100.00%	100.00%	
95		TTSL	NA	NA	NA	NA	NA	NA	NA	0.00%	0.00%	NA	NA	NA	NA	NA	NA	NA	NA	
96		Vodafone	1.47	100.00%	100.00%	NA	NA	NA	7.47	0.00%	0.00%	NA	NA	NA	NA	99.39%	100.00%	NA	NA	
97		Bharti	6.57	97.17%	100.00%	NA	NA	0	3.25	0.00	0.01%	NA	100.00%	100.00%	100.00%	100.00%	95.13%	100.00%	100.00%	
98		BSNL	5.00	96.00%	100.00%	96.00%	100%	697	5.00	0.00	0.01%	0.00	100.00%	100.00%	100.00%	96.55%	98.67%	100.00%	100.00%	
99	Uttaranchal	BSNL	6.00	95.00%	100.00%	96.00%	100%	284	4.00	0.00	0.00%	0.00	98.00%	100.00%	100.00%	97.77%	98.00%	100.00%	100.00%	
100	West Bengal	Reliance	0.00	NA	NA	NA	NA	0	0	0.00	0.00%	NA	NA	NA	NA	98.99%	98.99%	100.00%	100.00%	
101		BSNL	6.00	91.00%	100.00%	91.00%	100%	528	5.00	0.00	0.08%	0.00	100.00%	100.00%	100.00%	98.82%	97.33%	100.00%	100.00%	
102		TTSL	5.00	100.00%	100.00%	NA	NA	NA	2.00	0.00	0.00%	NA	100.00%	100.00%	100.00%	100.00%	89.00%	100.00%	NA	

Annexure 4.4: Quality of Service Performance of Broadband Service Providers

Performance Monitoring Report on Quality of Service of Service Providers providing broadband service (wireline) for Quarter Ending September, 2015																				
Sl. No.	Service Provider	Service area	Service Provisioning	Faults Repair		Billing Performance				Response Time to the Customer for assistance		Bandwidth utilisation/throughput				Service availability /uptime (for all users) in %age	Packet Loss	Network latency (for wired broadband access)		
			%age of connections provided within 15 days of registration of demand	% of faults repaired by next working day (>90%)	% of faults repaired within 3 working day	Rent Rebate	%age of bills disputed	%age of billing complaints resolved within 4 weeks	%age of cases to whom refund of deposits is made within 60 days of closures	%age of calls answered by operator (Voice to voice) within 60 sec	%age of calls answered by operator (Voice to voice) within 90 sec	No. of Intra network links having Bandwidth utilisation >90% during peak hours (TCBH)	No. of Upstream links for International connectivity having bandwidth utilisation >90% during peak hours (TCBH)	% International bandwidth utilization during peak hours (TCBH) (enclose MRTG) <90%	Broadband Connection Speed available (download) from ISP node to user	Packet loss (for wired broadband access) in %age	User reference point at POP/ISP Gateway node to International gateway (IGSP/NIXI)	User reference point at ISP Gateway node to International nearest NAP port abroad (terrestrial)	User reference point at ISP Gateway node to International nearest NAP port abroad (satellite)	
			100%	>90%	=>99%	in nos.	<2%	100%	100% within 60 days	>60%	>80%	0	0	<90%	>80%	>98%	<1%	<120 ms	<350 ms	<800 ms
1	BSNL	All India	100.00%	94.04%	99.71%	4149	0.07%	100.00%	100.00%	93.20%	95.70%	0	0	76.20%	90.69%	99.68%	0.30%	34	190	NA
2	Bharti Airtel	Andhra Pradesh	100.00%	91.13%	100.00%	0	0.01%	100.00%	100.00%	81.00%	86.00%	0	0	52.97%	100.00%	99.99%	0.00%	34	46	NA
		Delhi	100.00%	90.71%	99.04%	1317	0.01%	100.00%	100.00%	52.00%	60.00%	0	0	83.23%	100.00%	99.98%	0.03%	19	78	NA
		Gujarat	100.00%	92.79%	99.24%	36	0.01%	100.00%	100.00%	50.00%	59.00%	0	NA	NA	100.00%	99.97%	0.00%	28	59	NA
		Haryana	100.00%	91.71%	99.36%	89	0.01%	100.00%	100.00%	86.00%	91.00%	0	NA	NA	100.00%	100.00%	0.00%	21	78	NA
		Karnataka	100.00%	90.55%	100.00%	2073	0.02%	100.00%	100.00%	68.00%	74.00%	0	0	66.28%	100.00%	100.00%	0.00%	28	38	NA
		Kerala	100.00%	91.82%	99.73%	263	0.01%	100.00%	100.00%	69.00%	75.00%	0	NA	NA	100.00%	100.00%	0.00%	38	33	NA
		Kolkata	100.00%	91.07%	99.83%	3105	0.01%	100.00%	100.00%	77.00%	82.00%	0	0	74.94%	100.00%	99.96%	0.00%	24	71	NA
		Madhya Pradesh	100.00%	91.16%	99.46%	74	0.01%	100.00%	100.00%	54.00%	65.00%	0	0	74.71%	100.00%	99.98%	0.00%	67	71	NA
		Maharashtra	100.00%	94.37%	99.21%	26	0.02%	100.00%	100.00%	55.00%	63.00%	0	NA	NA	100.00%	99.99%	0.11%	41	59	NA
		Mumbai	100.00%	95.44%	99.39%	45	0.01%	100.00%	100.00%	53.00%	62.00%	0	0	73.94%	100.00%	99.99%	0.12%	23	59	NA
		Punjab	100.00%	93.68%	99.22%	75	0.01%	100.00%	100.00%	82.00%	87.00%	0	0	73.60%	100.00%	99.99%	0.00%	17	83	NA
		Rajasthan	100.00%	94.05%	100.00%	18	0.01%	100.00%	100.00%	79.00%	84.00%	0	NA	NA	100.00%	100.00%	0.00%	22	78	NA
Tamilnadu	100.00%	92.09%	99.95%	1639	0.02%	100.00%	100.00%	78.00%	85.00%	0	0	61.01%	91.43%	99.99%	0.00%	24	33	NA		
Uttar Pradesh - East	100.00%	91.54%	99.04%	49	0.01%	100.00%	100.00%	80.00%	86.00%	0	0	73.80%	100.00%	99.99%	0.00%	23	101	NA		
Uttar Pradesh - West	100.00%	97.13%	99.62%	119	0.01%	100.00%	100.00%	82.00%	88.00%	0	NA	NA	100.00%	100.00%	0.00%	27	78	NA		
3	MTNL	Delhi & Mumbai	99.96%	87.05%	96.63%	24751	0.055%	100.00%	100.00%	90.45%	91.76%	Nil	0	86.03%	90.00%	99.93%	0.59%	42	290	NA
4	Alliance Broadband	Kolkata	100.00%	91.00%	99.00%	0	1.31%	100.00%	Nil	69.00%	89.00%	0	0	67.77%	93.70%	98.08%	0.60%	114	338	783
5	Asianet Satellite	Kerala	100.00%	90.41%	99.32%	Nil	1.83%	100.00%	100.00%	60.73%	80.44%	Nil	0	71.70%	90.00%	99.57%	1.00%	50	270	NA
6	Atria Convergence	All India	95.97%	80.00%	97.00%	23165	0.49%	100.00%	Nil	56.00%	65.00%	0	0	83.72%	90.00%	99.37%	1.00%	50	300	NA
7	Broadband Pacenet India	All India	100.00%	90.40%	99.10%	240	1.00%	100.00%	Nil	82.00%	90.00%	0	0	69.60%	83.00%	99.04%	0.45%	76	265	0
8	Citycom Networks	All India	100.00%	93.10%	99.10%	6437	0.54%	100.00%	100.00%	77.00%	81.00%	0	0	37.00%	88.80%	99.30%	1.00%	2	161	NA
9	DEN Networks Ltd.	All India	100.00%	90.09%	99.05%	1426	NA	NA	NA	75.00%	84.00%	Nil	Nil	79.00%	93.00%	99.94%	0.00%	30	260	NA
10	Digital Network	Maharashtra & Goa	100.00%	90.12%	99.11%	Nil	0.37%	100.00%	Nil	60.49%	80.49%	Nil	0	80.00%	80.00%	99.14%	1.00%	4	255	600
11	D-VoiS Broadband	All India	100.00%	95.00%	99.00%	0	0.75%	100.00%	NA	100.00%	100.00%	0	Nil	Nil	90.00%	99.99%	0.10%	120	350	800
12	Five Networks	All India	100.00%	99.50%	100.00%	NA	0.00%	100.00%	100.00%	NA	NA	NA	0	NA	90.00%	99.00%	1.00%	NA	NA	NA
13	Gujarat Telelink Pvt.Ltd.	Gujarat	100.00%	95.00%	99.00%	1121	0.07%	100.00%	NA	96.00%	99.00%	NA	0	89.21%	91.00%	98.57%	0.00%	11	300	NA
14	Hathway Cable & Datacom Ltd.	Andhra Pradesh	100.00%	99.00%	100.00%	19	1.84%	100.00%	100.00%	91.00%	98.00%	0	0	77.00%	90.00%	99.00%	1.00%	75	320	NA
		Delhi	100.00%	97.00%	99.00%	188	1.29%	100.00%	100.00%	75.00%	84.00%	0	0	73.00%	85.00%	100.00%	1.00%	105	305	NA
		Gujarat	100.00%	92.00%	99.00%	0	0.00%	100.00%	100.00%	87.00%	88.00%	0	0	89.00%	91.00%	99.00%	0.00%	55	250	NA
		Karnataka	100.00%	92.00%	99.00%	481	1.92%	100.00%	100.00%	73.00%	82.00%	0	0	79.00%	90.00%	99.00%	1.00%	80	250	NA
		Maharashtra & Goa	97.00%	94.00%	99.00%	4197	1.59%	100.00%	100.00%	73.00%	84.00%	0	0	79.00%	90.00%	99.00%	1.00%	50	280	NA
		Punjab	100.00%	98.00%	99.00%	0	1.60%	100.00%	100.00%	85.00%	99.00%	0	0	78.00%	85.00%	98.00%	1.00%	90	322	NA
		Uttar Pradesh - West	100.00%	97.00%	99.00%	0	1.07%	100.00%	100.00%	75.00%	84.00%	0	0	57.00%	85.00%	99.59%	1.00%	100	280	NA
Chhatisgarh	100.00%	97.00%	99.00%	0	1.88%	100.00%	100.00%	99.00%	99.00%	0	0	76.00%	85.00%	100.00%	1.00%	85	307	NA		

Annexure 4.4 (Contd.)

15	Home Systems	Mumbai	100.00%	95.00%	99.99%	0	0.00%	100.00%	Nil	70.00%	87.00%	0	0	75.00%	95.00%	99.00%	0.01%	50	295	NA
16	Honesty Net Solutions (I) Pvt. Ltd.	Mumbai	100.00%	95.00%	100.00%	0	Nil	100.00%	Nil	NA	NA	0	NA	NA	91.00%	95.00%	0.00%	7	66	NA
17	IndusInd Media	All India	100.00%	97.00%	99.00%	30	0.00%	100.00%	100.00%	100.00%	100.00%	0	0	72.69	80.00%	98.00%	1.00%	45	260	NA
18	Meghbela Cable & Broadband Services	Kolkata	100.00%	100.00%	100.00%	0	0.00%	100.00%	100.00%	91.30%	100.00%	0	0	0.00%	100.00%	99.90%	0.00%	60	250	NA
		West Bengal	100.00%	100.00%	100.00%	0	0.00%	100.00%	100.00%	93.00%	100.00%	0	0	0.00%	100.00%	99.90%	0.00%	60	250	NA
19	Nextra Teleservices Pvt. Ltd.	Delhi	100.00%	90.10%	99.70%	1937	1.50%	100.00%	100.00%	86.00%	90.00%	0	0	89.00%	100.00%	100.00%	1.00%	120	350	NA
20	Noida Software (NSTPL)	All India	100.00%	100.00%	100.00%	Nil	NA	100.00%	100.00%	85.00%	100.00%	NA	NA	NA	98.00%	99.13%	1.00%	15	200	NA
21	North East Dataa Network Pvt. Ltd.	Karnataka	100.00%	99.20%	99.99%	0	0.00%	100.00%	100.00%	99.50%	99.50%	0	0	70.00%	90.00%	99.00%	1.00%	100	300	NA
22	Ortel Communications	All India	100.00%	92.70%	99.65%	NA	NA	NA	NA	100.00%	100.00%	0	0	73.47%	93.00%	99.80%	0.00%	88	244	NA
23	Pioneer Elabs Ltd.	Hyderabad	100.00%	90.00%	99.00%	35	0.00%	100.00%	Nil	65.00%	85.00%	0	0	24.00%	60.00%	99.80%	1.00%	5	1	NA
24	Quadrant Televentures	Punjab	100.00%	92.87%	99.53%	0	0.01%	100.00%	100.00%	76.33%	83.67%	Nil	Nil	79.00%	100.00%	99.87%	0.00%	80	280	NA
RailTel Corporation																				
25	Rajesh Multichannel	Mumbai	100.00%	97.00%	100.00%	0	0.00%	100.00%	100.00%	96.00%	91.00%	0	0	87.00%	86.00%	99.00%	0.00%	0	0	0
26	Reliance Com. (RCL)	All India	100.00%	100.00%	100.00%	Nil	0.07%	100.00%	100.00%	94.00%	95.00%	0	Nil	58.03%	91.00%	99.48%	0.51%	21	25	0
27	RK Infratel Ltd.	Gujarat	100.00%	90.43%	99.15%	0	0.00%	100.00%	NA	100.00%	100.00%	0	0	89.18%	85.00%	99.53%	0.00%	120	350	NA
28	Siti Broadband	All India	100.00%	92.00%	100.00%	535	0.00%	100.00%	100.00%	78.00%	87.00%	0	0	82.00%	95.00%	98.04%	0.40%	56	280	NA
29	Southern (SOBTL)	Andhra Pradesh	100.00%	99.00%	100.00%	0	0.00%	100.00%	100.00%	91.00%	100.00%	0	0	79.00%	95.00%	99.00%	0.05%	100	300	500
30	Syscon Infoway Pvt. Ltd.	Maharashtra	100.00%	97.00%	100.00%	Nil	0.00%	100.00%	NA	76.00%	87.67%	0	0	83.33%	99.00%	100.00%	1.00%	1	47	80
		Mumbai	100.00%	96.33%	100.00%	Nil	0.00%	100.00%	Nil	82.33%	88.00%	0	0	70.00%	99.00%	100.00%	0.00%	1	47	80
31	Tata Communications	All India	Nil	90.00%	96.00%	199	0.09%	100.00%	100.00%	88.00%	91.00%	Nil	Nil	50.75%	80.00%	99.11%	0.00%	15	259	NA
32	Tata (TTML)	Maharashtra & Goa	100.00%	87.07%	97.18%	NA	0.09%	59.00%	100.00%	97.68%	98.01%	0	0	78.00%	91.26%	99.90%	0.00%	58	178	NA
33	Tata (TTSL)	All India (Pan India)	100.00%	94.60%	99.07%	NA	0.00%	94.00%	100.00%	83.00%	88.00%	0	0	76.00%	89.00%	99.70%	0.00%	63	69.7	NA
34	Vasai Cable	Mumbai	100.00%	94.67%	99.46%	Nil	0.27%	100.00%	Nil	73.29%	85.91%	0	0	63.00%	90.00%	100.00%	1.00%	4	255	NA
35	Wish Net Pvt. Ltd.	West Bengal	100.00%	98.41%	100.00%	0	0.03%	100.00%	NA	81.00%	97.67%	0	0	73.46%	100.00%	99.88%	1.00%	20	NA	NA
		Kolkata	100.00%	98.78%	100.00%	0	0.01%	100.00%	NA	81.00%	97.67%	0	0	73.56%	100.00%	99.88%	1.00%	40	NA	NA
36	You Broadband	All India	98.00%	91.00%	99.00%	4271	0.00%	100.00%	100.00%	81.75%	90.62%	NA	0	76.44%	87.28%	99.45%	0.00%	8	274	NA
			DNF= Data not as per Format				NR= Data not reported by the Service Provider						NA = Not Applicable			C/DNF= Complied the parameter but Data is not in the required format				

Annexure 5.1: List of Multi System Operators (MSOs) who have been granted *Permanent* registration (for 10 years) by Ministry of Information & Broadcasting to operate in Digital Addressable System (DAS) as on 30.09.2015

Sl. No	Name of the MSO	Address of the MSO	Permitted City/ Town/Area of Operation	Status
1.	Inspire Infratech Pvt. Ltd 9/21/2012 - BP&L	Inspire Infratech Pvt. Ltd Plot No.18, 2nd Floor, East Avenue Market, East Punjabi Bagh, New Delhi.	National Capital Territory of Delhi area	Permanent (for 10 years) registration issued on 24.3.2014
2.	CCN DEN Network Pvt. Ltd. 9/25/2012 - BP&L	CCN DEN Network Pvt. Ltd. C-1/9, Krishna Nagar, Delhi-110051	Phase I, II, & III	Permanent (for 10 years) registration issued on 29.05.2014
3.	Aadhar Digital Vision Pvt. Ltd 9/56/2012- BP&L	Aadhar Digital Vision Pvt. Ltd 37/19, Ayalur Muthiah Street, Kondithope, Chennai-79	in the State of Tamilnadu and UT of Pondicherry	Permanent (for 10 years) registration issued on 21.02.2014
4.	ABS Entertainment Pvt. Ltd. 9/63/2012 - BP&L	ABS Entertainment Pvt. Ltd. Hari Om Chambers, 7th Floor, B-16, Veera Industrial Estate, off link Road, Andheri (W), Mumbai-400053.	Mumbai Of Phase I and all Cities /towns of Phase III & IV	Permanent (for 10 years) registration issued on 30.05.2014
5.	Akshaya Diginet Cable Vision Pvt. Limited. 9/75/2012 - BP&L	Akshaya Diginet Cable Vision Pvt. Limited. B-20,Industrial Estate Mugappair East, Chennai-37	In the State of Tamil Nadu Except Coimbatore	Permanent (for 10 years) registration issued on 29.05.2014
6.	Thamizhaga Cable TV Communication Pvt. Ltd. , Chennai 9/81/2012 - BP&L	Thamizhaga Cable TV Communication Pvt. Ltd., Chennai Old No. 150, New No. 48, Sami Naicken Street, Chinthadripet Chennai. 600002	Chennai in Phase I, and all cities /towns of Phase III, Phase-IV	Permanent (for 10 years) registration issued on 03.06.2014
7.	Baba Enterprises Delhi 9/92/2012 - BP&L	Baba Enterprises Delhi 106, Ist Floor, Takiya Chowk, Mandir Wali Gali, Burari Village, Delhi-110084	Delhi & NCR	Permanent (for 10 years) registration issued on 10.06.2014

Annexure 5.1 (Contd.)

Sl. No	Name of the MSO	Address of the MSO	Permitted City/ Town/ Area of Operation	Status
8.	Novabase Digital Entertainment Pvt. Ltd., Delhi 9/100/2012- BP&L	226B/5, 3rd Floor Krishna Palace Prakash Mohalla East of Kailash New Delhi 110067	Delhi & NCR	Permanent (For 10 years) registration given on 18.06.2014
9.	Microscan Entertainment Pvt. Ltd., Mumbai 9/85/2013 - BP&L	Microscan Entertainment Pvt. Ltd. "A" Wing, 301-303, Opp. Ahura Centre, Everest Grande, mahakali caves Road, Andheri (E), Mumbai- 400093	Phase I, III and IV	Permanent (For 10 Years) registration issued on 13.06.2014
10.	Chouksey Entertainments Ltd. 9/131/2012 - BP&L	Chouksey Entertainments Ltd Krishi Upaj Mandi, Plot No – 46, 47,48 JDA Scheme no. -5, Damoh Naka Jabalpur – 482002 (M.P.)	Jabalpur of Phase II and Phase III and Phase IV in the states of Maharashtra, Chattisgarh, Bihar Madhya Pradesh, Rajasthan, Uttar Pradesh and Gujrat and Odisha	Permanent (For 10 Years) registration issued on 30.05.2014
11.	UCN Cable Network Pvt. Ltd. 9/133/2012 - BP&L	UCN Cable Network Pvt. Ltd. 502, Milestone Building, Wardha Road, 12, Ramdaspath, Nagpur 440 010	Phase-I,4 Cities of Phase II viz Nagpur, Jabalpur, Indore & Bhopal and Phase III & IV Cities	Permanent (for 10 years) registration issued on 29.05.2014
12.	E-Infrastructure & Entertainment (India) Pvt. Ltd. 9/145/2012 - BP&L	E-Infrastructure & Entertainment (India) Pvt. Ltd. 22 & 24, Someshwara Nilaya, Jakkur Main Road, Amruthalli, Bangalore-92	Karnataka (except Mysore), Tamilnadu (except Coimbatore), Andhra Pradesh(except Hyderabad & Vishakhapatanam and Kerala state	Permanent (For 10 Years) registration issued on 30.05.2014
13.	Bhima Riddhi Digital Services 9/144/2012 - BP&L	Bhima Riddi Digital Services 4th Floor, Millenium Square, Near Garuda Bunglow, Sath Raasta, Solapur	Areas Phase I, II, III & IV Except Phase II cities in Maharashtra (excl. Solapur), Karnataka, Gujrat and Andhra Pradesh	Permanent (For 10 years)) registration issued on 30.05.2014

Annexure 5.1 (Contd.)

Sl. No	Name of the MSO	Address of the MSO	Permitted City/ Town/ Area of Operation	Status
14.	All Digital Networks India Ltd. 9/13/2013 - BP&L	All Digital Networks India Ltd. N 2, LIC Row Houses, 24th Main, 1st Phase JP Nagar, Bangalore-78	In the state of Karnataka except Mysore	Permanent (for 10 years) registration issued on 29.05.2014
15.	Digi Maharaja Cable Network Pvt. Ltd. 9/23/2013 - BP&L	Digi Maharaja Cable Network Private Limited, B-8, Marol, Industrial Area, Next to MIDC Police Station, Andhere (E) Mumbai - 400093	Phase I, III & IV and Agra city of Phase II only	Permanent (for 10 years) registration issued on 29.05.2014
16.	Mplex Networks Pvt. Ltd. 9/27/2013- BP&L	Mplex Networks Pvt. Ltd. Aerolex Centre- III Floor, 109 KH Road, Bangalore - 560001	Bangalore City	Permanent (for 10 years) registration issued on 24.01.2014
17.	Zippy Tel Pvt. Ltd. 9/61/2013 - BP&L	Zippy Tel Pvt. Ltd. D - 177, Sector 10, Noida -201301 Uttar Pradesh	Ghaziabad & Goutam budh Nagar	Permanent (For 10 years) registration issued on 29.05.2014
18.	Sree Devi Digital Systems Pvt. Ltd. 9/72/2013 - BP&L	Sree Devi Digital Systems Pvt. Ltd. D. No : 39-6-16, Sagar Nivas, Muralinagar, Visakhapatnam-07	Vishakhapatnam of Phase II and rest of Andhra Pradesh for Phase III and IV	Permanent (For 10 Years) registration issued on 06.02.2014
19.	Subam Digital Cable Services, 9/91/2012 - BP&L	Subam Digital Cable Services, 138, Cotton Market, Rajapalayam, Virudhu Nagar district, Tamil Nadu, PIN- 626117	Phase I, III & IV Cities only	Permanent (For 10 years) registration issued on 29.05.2014
20.	Asianet Satellite Communications Ltd. 9/28/2013 - BP&L	Asianet Satellite Communications Ltd. 2A, 2nd Floor, Leela Infopark, Technopark, Kazhakuttom, Thiruvananthapuram-695581	Phase I, III & IV Cities	Permanent (for 10 years) registration issued on 30.05.2014

Annexure 5.1 (Contd.)

Sl. No	Name of the MSO	Address of the MSO	Permitted City/ Town/ Area of Operation	Status
21.	Mansion Cable Network Pvt. Ltd. 9/65/2013 - BP&L	Mansion Cable Network Pvt. Ltd. Part of 10 & 21, IInd Floor, College Road, Chhipi Tank, Meerut, Uttar Pradesh - 250001	Notified area of in the state of Uttar Pradesh except (i) Agra (ii) Allahabad (iii) Ghaziabad (iv) Kanpur (v) Lucknow (vi) Varanasi	Permanent (for 10 years) registration issued on 29.05.2014
22.	Men Power Media Network 9/103/2012 - BP&L	Men Power Media Network Men Power Avenue Natesanar Street Nemeli-631051, Arakkonam Tk., Vellore District, Tamilnadu.	In the state of Tamilnadu except Coimbatore and Chennai and Chittore and Nellore Districts in the state of Andhra Pradesh	Permanent (For 10 Years) registration issued on 29.05.2014
23.	Sai Vision Cable Network 9/58/2013 - BP&L	Sai Vision Cable Network Shop No. 8, Aditya Apartment, Anandnagar, Sinhadgad Road, Pune 411051	Notified areas of of Pune city of Phase-II and Pune, Satara and Ahmednagar Districts of Phase -III & IV	Permanent (for 10 years) registration issued on 27.05.2014
24.	Sea TV Network Limited 9/40/2013 - BP&L	Sea TV Network Limited 148, Manas Nagar, Shahganj, Agra- 282010	In the state of Uttar Pradesh excluding Allahabad, Ghaziabad, Kanpur, Lucknow, Meerut, Varanasi	Permanent (for 10 years) registration issued on 29.05.2014
25.	Vinsat Digital Pvt. Ltd. 9/57/2013 - BP&L	Vinsat Digital Pvt. Ltd. #46-15-32/8, Flat No. 501, 5th Floor, Kandrapa Complex, Dondaparthi, Near Diamond Park, Vishakhapatnam 530 016	Vishakhapatnam only	Permanent (for 10 years) registration issued on 26.05.2014
26.	Digital Infotainment Pvt. Ltd. F. No.9/15/2013 - BP&L	Digital Infotainment Pvt. Ltd. Plot No.97, Marol Co-operative Industrial Estate, Makwana, Andheri (East), Mumbai-400 059	In the State of Karnataka except Mysore	Permanent (for 10 years) registration issued on 30.05.2014
27.	Moon Network Pvt. Ltd. F. No.9/45/2013 - BP&L	Moon Network Pvt. Ltd. 1/47, Hotel East Lite, Delhi Gate, Near Raja Mandi Railway Station, Agra	Agra, Firozabad, Tundla & Shikohabad	Permanent (for 10 years) registration issued on 23.01.2014

Annexure 5.1 (Contd.)

Sl. No	Name of the MSO	Address of the MSO	Permitted City/ Town/Area of Operation	Status
28.	Technobile Systems Network F. No.9/80/2013 - BP&L	Technobile Systems Network 421, Udyog Vihar, Phase-IV, Gurgaon-122015 Haryana	In the State of Uttar Pradesh, Bihar, Haryana, Uttranchal & Rajasthan except Agra, Allahabad, Ghaziabad, Kanpur, Meerut & Varanasi in the State of Uttar Pradesh, Patna in the State of Bihar, Faridabad in the State of Haryana, and Jaipur & Jodhpur in the State of Rajasthan	Permanent (For 10 years) registration issued on 30.05.2014
29.	Den New Broad Communication Pvt. Ltd. 9/32/2013 – BP&L	Den New Broad Communication Pvt.Ltd 3rd Floor P.P Chamber, near KDMC Bhagat Singh Path Dombivili (E) 421201	In the state of Maharashtra except Aurangabad, Nagpur, Nasik, Navi Mumbai, Pimpri Chinchwad, Pune, Sholapur & Thane	Permanent (For 10 Years) registration issued on 22.07.2014
30.	Home System Pvt Ltd. 9/19/2012 - BP&L	Home System Pvt Ltd. A/17, Gaurav Annexe, R.R.T. Road Mulund (W), Mumbai -400080	Entire DAS notified area across the country notified in the notification of government of India	Permanent (For 10 Years) registration issued on 28.03.2013
31.	Star Broadband Services (I) Pvt. Ltd. 9/29/2012 - BP&L	Star Broadband Services (I) Pvt. Ltd. 19/48, Malcha Marg, Commercial Complex, Chankyapuri, New Delhi-110021	National Capital Territory of Delhi	Permanent (For 10 Years w.e.f 30.09.2006) registration issued on 28.6.2012
32.	Den Adn Network Pvt. Ltd. 9/24/2012 - BP&L	Den Adn Network Pvt. Ltd. 11/15, 3rd floor, East Patel Nagar, New Delhi-110008	National Capital Territory of Delhi	Permanent (For 10 Years) registration issued on 8.7.2014
33.	Delhi Distribution Company 9/18/2012 - BP&L	Delhi Distribution Company Office No.2, Ist Floor, Local Shopping Centre, Uday Park, New Delhi-110049	National Capital Territory of Delhi	Permanent (For 10 Years) registration issued on 21.06.2012

Annexure 5.1 (Contd.)

Sl. No	Name of the MSO	Address of the MSO	Permitted City/ Town/Area of Operation	Status
34.	Satellite Channels Pvt. Ltd. 9/28/2012 - BP&L	Satellite Channels Pvt. Ltd. E-68, 3rd Floor, Lajpat Nagar-I, New Delhi-110024	National Capital Territory of Delhi and cities/towns/areas occurring against-Phase-II, III, IV	Permanent (For 10 Years) registration issued on 29.06.2012
35.	Kailash Cable Network Pvt. Ltd 9/43/2012 - BP&L	Kailash Cable Network Pvt. Ltd 36, Ram Lal Mukherjee Lane, Salkia, Howrah-711106	Kolkata Metropolitan Area and cities of Howrah and Patna occurring against Phase-II and cities /town/areas occurring Phase-III & IV	Permanent (For 10 Years) registration issued on 29.06.2012
36.	Indusind Media And Communication Limited 9/54/2012 - BP&L	Indusind Media And Communication Limited Under 11 (F) IN Centre, 49/50 MIDC, 12th Road, Andheri (E), Mumbai-400093	Municipal Council of Greater Mumbai, National Capital Territory (NCT), Delhi, Kolkata Metropolitan Area, Chennai Metropolitan Area	Permanent (For 10 Years) registration issued on 29.06.2012
37.	Barasat Cable TV Network Pvt. Ltd. 9/61/2012 - BP&L	Barasat Cable Tv Network Pvt. Ltd. Circular Road, Nabapally, Barasat, Pin No. 700126 (West Bengal)	Kolkata Metropolitan Area	Permanent (For 10 Years) registration issued on 29.06.2012
	Den Network. Ltd "Den" 9/46/2012 - BP&L	Den Network. Ltd "Den" 236, Ground floor, Okhla Industrial Estate, Phase-III, New Delhi-110020	Municipal Council of Greater Mumbai, National Capital Territory (NCT), Delhi, Kolkata Metropolitan Area, Chennai Metropolitan Area as well as cities/towns/ Areas occurring against Phase-II,Phase-III & Phase- IV	Permanent (For 10 Years) Registration issued on 4.07.2012
39.	Manthan Broadband Services Pvt. Ltd 9/53/2012 - BP&L	Manthan Broadband Services PVT. Ltd 6, Ganesh Chandra, Avenue IIIrd Floor, Kolkata-700013 (W.B)	Kolkata Metropolitan Area	Permanent (For 10 Years) Registration issued on 29.06.2012

Annexure 5.1 (Contd.)

Sl. No	Name of the MSO	Address of the MSO	Permitted City/ Town/Area of Operation	Status
40.	Advance Multisystem Broadband Communications Ltd 9/55/2012 - BP&L	Advance Multisystem Broadband Communications Ltd Bankim Kannan, Chinsurah Station Road, Near Radion Station Surah R.S., Hooghly – 712102 (W.B)	Kolkata Metropolitan Area	Permanent (For 10 Years) Registration issued on 18.07.2012
41.	Indusind Media And Communication Ltd 9/48/2012-BP&L *second application for different areas	Indusind Media And Communication Limited IN Centre, 49/50 MIDC, 12th Road, Andheri (E), Mumbai-400093	Cities/towns/areas occurring against Phase I, Phase II, Phase III and Phase IV as notified in the notification of Government	Permanent (For 10 Years) Registration issued on 18.07.2012
42.	Indian Cable Net Company Limited 9/51/2012 - BP&L	Indian Cable Net Company Limited J1/15,Salt Lake, Electronics Complex Block EP,Sector-V,Salt Lake Kolkata-91	Cities/towns/areas occurring against Phase I, Phase II, Phase III and Phase IV as notified in the notification of Government	Permanent (For 10 Years) Registration issued on 18.07.2012
43.	Live Satellite 9/64/2012 - BP&L	Live Satellite, Hari Om Chambers , 7th Floor, B-16, Veera Industrial Estate, Off link Road Andheri(W), Mumbai - 400054	Municipal Council of Greater Mumbai, National Capital Territory (NCT), Delhi, Kolkata Metropolitan Area, Chennai Metro-politan Area, as well as cities/towns /areas occurring against phase I, II, III & IV.	Permanent (For 10 Years) Registration issued on 23.07.2012
44	Hathway Cable & Datacom Limited, Mumbai. 9/68/2012 - BP&L	Hathway Cable & Datacom Limited, Trade Word Wing,10th Floor Kamala Mills Compound, S. B. Marg Lower Parel(W), Mumbai-400013	Phase I, Phase II, Phase III, Phase-IV	Permanent (For 10 Years) Registration issued on 30.07.2012
45.	JAK Communication Private Limited, 9/77/2012 - BP&L	JAK Communication Private Limited, Chennai. J-4, 6th Avenue, Anna Nagar East, Chennai -02	Chennai	Permanent (For 10 Years w.e.f. 5.8.2008) Registration issued on 08.08.2012

Annexure 5.1 (Contd.)

Sl. No	Name of the MSO	Address of the MSO	Permitted City/ Town/Area of Operation	Status
46.	Kable First India Pvt. Ltd. 9/117/2012 - BP&L	Kable First India Pvt. Ltd 2nd Floor, Indian Express Building, No. 1, Queen's Road, Bangalore 560001	Bangalore	Permanent (For 10 years) Registration issued on 12.12.2013
47.	Darsh Digital Network Pvt. Ltd. 9/4/2013 - BP&L	Darsh Digital Network Pvt. Ltd. 2nd Floor, Suprabhat Building. Ceat Compound, Exhibition Road, Patna 800001	In the state of Bihar	Permanent (for 10 years) Registration issued on 13.12.2013
48.	Take one JK Media Pvt. Ltd. 9/11/2013 - BP&L	Take one JK Media Pvt. Ltd. Satyam Resort Buidling, Marble Market, Jammu(J&K)	city/town/area of Srinagar only in the state of Jammu Kashmir	Permanent (for 10 years) Registration issued on 11.12.2013
49.	Vinod Cable TV Network 9/18/2013 - BP&L	Vinod Cable TV Network MCF 5662, Gali No. 25, E Block, Sanjay Colony, Sector 23, Faridabad	In the state of Haryana	Permanent (For 10 Years) Registration issued on 12.12.2013
50.	Hathway MCN Pvt. Ltd. 9/64/2013 - BP&L	Hathway MCN Pvt. Ltd. 310/311 Akshyadeep Plazatown Centre, CIDCO Jalna Road, Aurangabad	Aurangabad only	Permanent (For 10 years) Registration given on 12.12.2013
51	Sri Rajaganapathi Cable Network 9/140/2013-BP&L	Sri Rajaganapathi Cable Network 205-A, Sewa Complex, MRK, Salai India Nagar, Neyveli, 607801.	District of Cuddalore in the State of Tamil Nadu	Permanent (For 10 years) Registration given on 30.06.2014
52.	Krystal Cable Network owned by Mr. Gawli Shailesh babulal 9/75/2013 - BP&L	Krystal Cable Network owned by Mr. Gawli Shailesh babulal Meera Nagar Garden Society, B-14/4, Lane 7, Flat No. 4, Koregaon Park, Pune 411001(Maharashtra)	Pune	Permanent (for 10 years)) Registration issued on 12.12.2013

Annexure 5.1 (Contd.)

Sl. No	Name of the MSO	Address of the MSO	Permitted City/ Town/Area of Operation	Status
53.	Venkateshwara Digital Home Entertainment Pvt. Ltd. 9/122/2012 - BP&L	Venkateshwara Digital Home Entertainment Pvt. Ltd. Indian Express Building, No. 1, 2nd Floor, Queens Road, Bangalore – 560001,	Kutukuluru & Nakapalli (AP)	Permanent (for 10 years) Registration issued on 11.12.2013
54.	Madurai Krishna Network Pvt. Ltd 9/7/2013 - BP&L	Madurai Krishna Network Pvt. Ltd. No. 1, Malligai Malar Street, Bharathi Nagar, Krishnapuram Colony, Madurai-625014	Phase I, II & III,	Permanent (for 10 years) Registration issued on 11.12.2013
55.	Poona Cables Systems & Services 9/39/2013 - BP&L	Poona Cables Systems & Services 5- B, P.C. M.C. Colony, Ajmera Complex Pimpri Pune 411018	Pimpri Chinchwad	Permanent (for 10 years) Registration issued on 12.12.2013
56.	Chandni Cable Network Owned by Mr. Mohar Pal Dangar 9/111/2013- BP&L	Chandni Cable Network Owned by Mr. Mohar Pal Dangar VPO Mohna, Tehsil Ballabgarh Distt. Faridabad	Phase II & III	Permanent (For 10 years) Registration issued on 12.12.2013
57.	Sri Venkata Nri Simha Digital Media Pvt. Ltd. 9/77/2013 - BP&L	Sri Venkata Nri Simha Digital Media Pvt. Ltd. Sri;. Mukha Complex 2nd Flour, D. NO. 48-9-1, Dwarkanagar,Ist Lane, Visakhapatnam 530016	Visakhapatnam	Permanent (For 10 years) Registration issued on 12.12.2013
58.	Sky Channel, 9/25/2013 - BP&L	Sky Channel, 11/9, CSM Janak Puri, New Delhi- 110058	New Delhi	Permanent (for 10 years) Registration issued on 9.12.2013
59	Uvaca Digital Systems Pvt. Ltd 9/108/2013 - BP&L	Uvaca Digital Systems Pvt. Ltd G-18, First Floor, Naraina Vihar, New Delhi 110028.	Patna	Permanent (For 10 Years) Registration issued on 01.11.2013
60.	International Digital Services, Mumbai 9/101/2012 - BP&L	International Digital Services International Digital Services 41/3045 , Abhyudaya Nagar, Kalachowki, Mumbai-33	Mumbai District	Permanent (For 10 years) Registration issued on 5.11.2013

Annexure 5.1 (Contd.)

Sl. No	Name of the MSO	Address of the MSO	Permitted City/ Town/Area of Operation	Status
61.	Star Vision Mr. Anand Kumar Mishra 9/76/2013- BP&L	Sita Niwas, Kurji Balupar, P.O. Sadaquat Ashram, Patna 800010, Bihar	Patna, Bhabua, Buxuar, Muhania & Ara	Permanent (for 10 years) Registration issued on 13.12.2013
62.	Satellite Communication Network No. 9/35/2013 - BP&L	Satellite Communication Network C/o Syed Abdul Rashid Hilal Super Computers, Main Bus Stand, Anantnag, Kashmir	Anantnag district	Permanent (For 10 years) Registration issued on 16.12.2013
63.	Sristi Cable TV Network Ltd. , Kolkata 9/107/2012- BP&L	Sristi Cable TV Network Ltd. 47/1, Nafar Chandra Das Road, Behala, Kolkata-700034	Kolkata, Howrah, Hooghly, South 24 Parganas and North 24 Parganas	Permanent (For 10 years) Registration issued on 16.12.2013
64.	Kable First Davangere Pvt. Ltd. 9/126/2012 - BP&L	Kable First Davangere Pvt. Ltd. M/s Kable First India Pvt. Ltd 2nd Floor, Indian Express Building, No. 1, Queen's Road, Bangalore-01	Davangere	Permanent (for 10 years) Registration issued on 16.12.2013
65.	HCV Digital Entertainment Pvt. Ltd. 9/120/2012- BP&L	HCV Digital Entertainment Pvt. Ltd D. No. 25-5-140, Near Co- operative Central Bank, N.R.Pet, Eluru-534006 AP	Eluru (Andhra Pradesh)	Permanent (for 10 years) Registration issued on 16.12.2013
66.	Sahas Entertainments Pvt. Ltd. 9/130/2012- BP&L	Sahas Entertainments Pvt. Ltd. Plot No. MIG A94, Dr. A.S. Rao Nagar, Kapra, Hyderabad-62	Rangaraddy District, Hyderabad (GHMC Limits)	Permanent (For 10 Years) registration issued on 16.12.2013
67.	Digital Nucleus Network Communications Pvt. Ltd. 9/66/2013- BP&L.	Digital Nucleus Network Communications Pvt. Ltd Room No. 665V, Ward 11, Chaithanya Building, Aluva Road Kalady po Eranakulam(dist)-683574	In the state of Kerala	Permanent (For 10 Years) registration issued on 09.12.2013
68	Lucknow 9 Cable Network Pvt. Ltd. 9/89/2013 - BP&L	Lucknow 9 Cable Network Pvt. Ltd. C 21/A, Mansarovar Garden, New Delhi 110015	Lucknow, Kanpur, Allahabad, Varanasi & Agra	Permanent (for 10 years) registration issued on 17.12.2013

Annexure 5.1 (Contd.)

Sl. No	Name of the MSO	Address of the MSO	Permitted City/ Town/Area of Operation	Status
69.	Sky Vision Cable Network 9/109/2012 - BP&L	Sky Vision Cable Network B.L. NO. 15, H/No.-18, PO Jagatdal, Meghana More, 24 Parg Anas (North) 743125 W.B.	Kolkata	Permanent (for 10 years) registration issued on 17.12.2013
70.	M/s Mandapeta Digital Entertainment Pvt. Ltd 9/123/2012- BP&L	Mandapeta Digital Entertainment Pvt. Ltd 2nd Floor Queens Road Bangalore-560001 Karnataka 08855-231749	Mandapetta	Permanent (for 10 years) registration issued on 17.12.2013
71.	Hathway Sonali Om Crystal Cable Pvt. Ltd. No. 9/9/2013 - BP&L	Hathway Sonali Om Crystal Cable Pvt. Ltd. Rehajas, 4Th Floor , Corner Of main Avenue & V. P Road Santacruz West, Mumbai-54	Mumbai	Permanent (for 10 years) registration issued on 17.12.2013
72.	Nandini Vision Cable Network 9/74/2013 - BP&L	Nandini Vision Cable Network Mrs. Revati Sanjay Takale A/P Manjari Farm Shewalewadi Tal Haveli Dist Pune -412307	Pune	Permanent (For 10 years) registration issued on 17.12.2013
73.	Ashraf Brothers 9/82/2013 - BP&L	Ashraf Brothers 15-2-454, Kishan Gunj, Hyderabad -500 012.	Areas Of Phase II and Phase III, Phase IV	Permanent (For 10 years) registration issued on 30.05.2014
74.	Den Rajkot Communication Pvt.Ltd. 9/50/2013- BP& L	Den Rajkot Communication Pvt.Ltd. 1-Kediya Naviline, Gheekanta Road, Rajkot-361001	Areas of Rajkot, Junagarh, Jamnagar, Amreli and all other cities of Gujarat	Permanent (for 10 years) registration issued on 29.05.2014
75.	Home Cable Networks 9/98/2013 - BP&L	Home Cable Networks #4- 2175/3,Opp Vijaya Dairy Vellore Road,Greampet, Chittore-517002	Chittore District in the state of Andhra Pradesh	Permanent (For 10 years) registration issued on 29.05.2014
76.	Kozhikode Cable Communication Limited 9/78/2013 - BP&L	Kozhikode Cable Communication Limited 18/208 C,2nd Floor Golden Chamber Building, Kandamkulam Road,Tail, Chalappuram. Calicut-02	In the state of Kerala and Mahi (puducherry)	Permanent (for 10 years) registration issued on 29.05.2014

Annexure 5.1 (Contd.)

Sl. No	Name of the MSO	Address of the MSO	Permitted City/ Town/ Area of Operation	Status
77	S.Digital & Datacom Services 9/68/2013 - BP&L	S.Digital & Datacom Services Door No.8-3-302/2/D,Maruti Nagar. Srinagar Colony,Road Junction, Yousuf Guda. Hyderabad-500045	Telengana,Andhra Pradesh and Maharashtra state under Phase III and IV notified areas	Permanent (for 10 years) registration issued on 28.05.2014
78.	Surya Digital Broadcastings 9/116/2012 - BP&L	Surya Digital Broadcastings 103-N, Tamil Sangam Road Sankar Nagar, Salem-636007	Phase III & IV Cities	Permanent (For 10 years) registration issued on 29.05.2014
79.	AJK T.V 9/106/2012 - BP&L	AJK T.V No.28 Savaripadayachi Street Nellithope Puducherry	Puducherry,Villupuram distric and Cuddalore	Permanent (for 10 years) registration issued on 03.02.2014
80.	Barak Communication 9/103/2013 - BP&L	M/s Barak Communication Hospital Road Silchar, Cachar, Assam 788004	Notified areas of Silchar,Karimganj and Hailakandi	Permanent (For 10 years) registration issued on 28.03.2014
81.	Blue Sky Network 9/124/2013 - BP&L	Blue Sky Network 14, Subash Road,Abhishek Tower Dehradun-248001	District of Dehradun, Rishikesh, Haridwar, Pauri, Tehri & Chamoli districts of Uttarakhand and Sirmor Districts of Himachal Pradesh	Permanent up to 23.1.2024 registration issued on 14.08.2014
82.	City TV 9/79/2013 - BP&L	M/s City TV 41-43,Raju Naidu Layout No 1, 100 Feet Road Gandhipuram Coimbatore-641012	Notified areas of coimbatore	Permanent (For 10 years) registration issued on 18.03.2014
83.	Digi Space Network Pvt. Ltd. 9/12/2013 - BP&L	Digi Space Network Pvt. Ltd. B-8, Marol Industrial Area, Next to MIDC Police Station, Andheri (East) Mumbai 400093	Notified areas of Mumbai	Permanent (for 10 years) registration issued on 23.05.2014
84.	Faction Digital Private Limited 9/104/2012 - BP&L	Faction Digital Private Limited Sec. 8, Pocket-D-12, Plot No 79, 3rd Floor, Gate No. 3, East Metro Station Rohini, New Delhi 110085	Notified Area of Delhi	Permanent (for 10 years) registration issued on 06.01.2013

Annexure 5.1 (Contd.)

Sl. No	Name of the MSO	Address of the MSO	Permitted City/ Town/ Area of Operation	Status
85.	Rather Cable Network 9/130/2013- BP&L	Rather Cable Network Manigm Near Boys Higher Secondary School , Teh: LAR Distt: Ganderbal, J&K – 191201	Districts Manigam Lar, Ganderbal in the state of Jammu & Kashmir	Permanent (For 10 Years) registration given on 18.07.2014
86	Mona Netvision 9/105/2013 - BP&L	Mona Netvision (owned by Shri Pradip Keshralal Dhakre) Plot No. 13/2 Survey No. 377, Vrattdarshan Tower, Tilak Nagar, Sillod, Tehsil - Sillod, (4311121, Aurangabad	in the state of Maharashtra	Permanent (for 10 years) registration issued on 25.03.2014
87.	Pimpri Chinchwad Media Communications Pvt Ltd' 9/100/2013- BP&L	Pimpri Chinchwad Media Communications Pvt Ltd' 5TH Floor Venkatesh Market Above pimpri Vegetable Market Pimpri Pune 411017	Notified areas of Pimpri- Chinchwad Area and Pune District,	Permanent (for 10 years) registration issued on 20.01.2014
88.	Raja Rajeshwari Entertainment Pvt. Ltd. 9/43/2013 - BP&L	Raja Rajeshwari Entertainment pvt. Ltd. Trade Center , #29 / 4, 4trr Floor, Race Course Road, Bangalore-01	Notified areas of Nellore District	Permanent (for 10 years) registration issued on 28.03.2014
89.	Sri Sai Communicatrons 9/63/2013 - BP&L	Sri Sai Communicatrons H .No 7- 3-23 Sai Durga Nilayam.II Floor, Main Road Siddipet, Medak Dist 502103 A.P.	Notified areas of Siddipet,Medak,Warangal,N alagonda, Karimnagar & Nizamabad	Permanent (For 10 Years) registration issued on 21.02.2014
90.	T.A. Digital Cable Network 9/115/2013- BP&L	T.A. Digital Cable Network 20-4- 104/411, Zam Zam Complex, Behind Charminar Bus stop, Hyderabad 500002	notified areas in the state of Andhra Pradesh	Permanent (For 10 Years) registration issued on 23.05.2014
91.	Time-N-Tune Communication 9/97/2013 - BP&L	Time-N-Tune Communication 156- Jawahar Nagar, Talab Tillo, Jammu-180002	Notified areas of Jammu & Kashmir, Punjab, Himachal Pradesh, Rajasthan, Haryana, Uttar Pradesh & Delhi	Permanent (for 10 years) registration issued on 23.01.2014

Annexure 5.1 (Contd.)

Sl. No	Name of the MSO	Address of the MSO	Permitted City/ Town/ Area of Operation	Status
92.	Akash Tori Infocom Services 9/63/2013 - BP&L	Akash Tori Infocom Services S-1, 6&7, Commercial Estate, City Center, Durgapur – 16.	Phase III & IV States of West Bengal, Jharkhand, Bihar.	Permanent (for 10 years) registration issued on 06.06.2014
93.	Air Media Network Pvt. Ltd. 9/138/2013 - BP&L	Air Media Network Pvt. Ltd. 86, Periyar EVR high Road Chennai, 600007	Phase I, II, III, IV	Permanent (For 10 Years) registration given on 19.06.2014
94	Nagai Television Network 9/91/2013 - BP&L	Nagai Television Network 48, Big Bazar Street, Nagapattinum, 611001	Nagapattinum and Thiruvarur in the State of Tamil Nadu	Permanent (For 10 Years) registration given on 13.06.2014
95.	Kerala Communicators Cable Limited, Kerala 9/83/2012 - BP&L	Kerala Communicators Cable Limited, Kerla VII 495 ABC, Near uzhaveoor Temple, south Thravu, Pudukkad, Thrissur, 680301	Notified area in the Stat of Kerla and Mahi.	Permanent (For 10 Years) registration given on 21.03.2014
96.	Digi Vishal Kanpur Network Pvt.Ltd 9/95/2013 -BP &L	Digi Vishal Kanpur Network Pvt.Ltd B-8, Marol, Industrial Area, Next to MIDC Police Station Andheri (E) Mumbai 400093	Kanpur in the State of Uttar Pradesh	Permanent (For 10 Years) registration given on 02.06.2014
97.	Studio 1 Television Network 9/116/2013–BP&L	Studio 1 Television Network Main Bazar,Near Akali Gurudwara, Poonch Jammu & Kashmir	Poonch Districts in the state of Jammu & Kashmir	Permanent (For 10 Years) registration given on 06.06.2014
98.	J.K Satellite 9/132/2013 - BP&L	J.K Satellite J K Building Near Distric Hospital Kulgam Jammu & Kashmir 192231	Districts of Kulgam, Anantang and Shopian in the state of Jamu & Kashmir	Permanent (For 10 Years) registration given on 08.07.2014
99.	Sagar E Technologies 9/70/2013- BP&L	Sagar E Technologies No.165.9th Cross, Near KNE Trust School Ground above Dental Care, Indira Nagar 1st stage , Banglore 560038	In the sate of Karnataka, Tamil Nadu, Kerala, Maharashtra, Andhra Pradesh & Telangana Excluding Hyderabad	Permanent (For 10 Years) registration given on 08.07.2014

Annexure 5.1 (Contd.)

Sl. No	Name of the MSO	Address of the MSO	Permitted City/ Town/ Area of Operation	Status
100.	ACT Digital Home Entertainment Pvt Ltd 9/137/2012 - BP&L	ACT Digital Home Entertainment Pvt Ltd Trade Center 4th Floor 29/4 Race Course Road Banglore -560001	Andhra Pradesh and Telangana	Permanent (For 10 Years) registration given on 10.07.2014
101.	Maharaja Telesystems Private Limited 9/37/2013 - BP&L	Maharaja Telesystems Privat Limited 1 Mohan Pehalwan Complex Bhuteshwar Tiraha Matura -281004 U.P.	Agra of Phase-II and Phase – I, III, IV on all India basic	Permanent (For 10 Years) registration given on 08.07.2014
102.	RVR Infrastructures Ltd 9/31/2012 BP&L	RVR Infrastructures Ltd 406 A Road No 18 , Jubilee Hills Hyderabad 500033	In the state of Telangana and Andhra Pradesh (excluding Visakhapatnam)	Permanent up to 22.7.2024 given registration issued on 22.08.2014
103	Sri Sai Digital Communications 9/21/2014 – BP&L	Sri Sai Digital Communications D.No. 2/38/1 Fareedpeta Village, Etcherla Mandal Srikakulam District Andhra Pradesh-10	Srikakulam District In the State of Andhra Pradesh	Permanent (For 10 Years) registration given on 24.07.2014
104.	Paramount Digital Media services (P) Ltd. 9/143/2013 – BP&L	Paramount Digital Media services (P) Ltd. Corporate Office :G-366, Preet Vihar Delhi-110092	PAN INDIA	Permanent (For 10 Years) registration given on 24.07.2014
105.	Citi Cable Network 9/112/2013 BP&L	Citi Cable Network 6th Floor,F-1,J.S. Vas Arcade, Behaind Indus Bank, Abade Fariaa Road, Margo, Goa-01	In the State of Goa	Permanent (For 10 Years) registration given on 25.07.2014
106.	Next Generation Cable Communication 9/8/2013 – BP&L	Next Generation Cable Communication 1345 Shivaji Nagar, Pune 41005	Pune District	Permanent (For 10 Years) registration given on 25.07.2014
107.	Canara Star Communications Private Limited 9/140/2012 – BP&L	Canara Star Communications Private Limited, IInd Floor, Vamanashram Building G.H.S Cross Road Mangalore-575008	In the State of Karnataka except Mysore City	Permanent (For 10 Years) registration given on 25.07.2014

Annexure 5.1 (Contd.)

Sl. No	Name of the MSO	Address of the MSO	Permitted City/ Town/ Area of Operation	Status
108.	Sree Digital Home Entertainment Pvt. Ltd. 9/119/2012 – BP&L	Sree Digital Home Entertainment Pvt. Ltd. Indian Express Building No.I 2nd Floor , Queens Road Bangalore - 560001	East Godavari District In the state of Andhra Pradesh	Permanent (For 10 Years) registration given on 21.08.2014
109	Koduri Satyanarayana, Sri Sai Star T.V Services 9/117/2013–BP&L	Koduri Satyanarayana, Sri Sai Star T.V Services 11-1-123, Club Road, Bhadrachalam – 507111 Khammam District, Telangana.	Khammam District of Telangana.	Permanent (For 10 Years) registration given on 3.09.2014
110	Abhilash Communications 9/127/2013 – BP&L	Abhilash Communications H.No 4-5-51/1/1, Besides Childrens Home, Vidya Nagar, Adilabad - 504001	Notified Areas of Phase – II and Phase – III cities in PAN India.	Permanent (For 10 Years) registration given on 3.09.2014
111	JPR Channel 9/69/2012 – BP&L	JPR Channel 204-205, Nirmal Co-op, Industrial Estate Limited, 2nd Floor Near Sion Fort Sion Mumbai	Mumbai (Phase – I) and Phase – II areas in the State of Maharashtra and Gujarat .	Permanent (For 10 Years) registration given on 3.09.2014
112.	Operator digital Tamilnadu Pvt. Ltd. 9/137/2013–BP&L	Operator digital Tamilnadu Pvt. Ltd., 1/506, B2, Palaniandavar Koli St, Neelambur P.O Coimbatore – 641 062	All the cities, towns & villages of Phase II, III & IV in Tamil Nadu.	Permanent (For 10 Years) registration given on 9.09.2014
113.	VK Digital Network 9/94/2012 – BP&L	VK Digital Network 3 A – 29, Willow Crest 6th Main Road, R. A. Puram, Chennai – 600028	Cities/Towns/Areas occurring against Phase I, Phase II, Phase III, Phase-IV.	Permanent (For 10 Years) registration given on 19.09.2014
114.	Saga Entertainment Network Pvt Ltd 9/70/2012 – BP&L	Saga Entertainment Network Pvt Ltd, 2/187, 1st floor , 1st Main 4th Cross Gomathipuram, Madurai -625020 Tamil Nadu	In the State of Tamil Nadu.	Permanent (For 10 Years) registration given on 22.09.2014

Annexure 5.1 (Contd.)

Sl. No	Name of the MSO	Address of the MSO	Permitted City/ Town/ Area of Operation	Status
115.	Talacher TV Home Cable Network 9/129/2013 – BP&L	Talacher TV Home Cable Network TTV Complex Khandual Lane, Lingaraj Road (Hatatota), Talcher – 759100 Dist – Angul (Odisha)	Angul District & Dhenkanal District Odisha	Permanent (For 10 Years) registration given on 22.09.2014
116.	Voice & Vision Club 9/1/214 – BP&L	Voice & Vision Club (Prop. Munish Kumar Singh). M/Q – 349, Jayant, Singrauli (M.P) – 486890	Phase III & IV of Madhya Pradesh & Sonebhadra Districts of Uttar Pradesh.	Permanent (For 10 Years) registration given on 19.09.2014
117.	Den Satellite Network Private 9/49/2012 – BP&L(part)	Den Satellite Network Private, 401/402 4th Floor, Sentinel Hiranandani Business park, Powai, Mumbai-76	In the State of Maharashtra.	Permanent (For 10 Years) registration given on 19.09.2014
118	Venkata Sai Media Pvt Ltd 9/113/2012 – BP&L	Venkit Sai Media Pvt Ltd #8-2-502/1/A/B, Top Floor, Sowbhagya Adobe, Road No. 7 Banjara Hills, Hyderabad – 530017 Andhra Pradesh	District of Srikakulam, Vijayanagaram, Visakhapatanam, East Godavari, West Godavari, Krishna, Guntur, Prakasam and Nellore in the State of Andhra Pradesh and in the District of Greater Hyderabad, Rangareddy, Medak, Nizamabad, Mehaboob Nagar, Warangal, Sangareddy and Khammam in the State of Telangana.	Permanent (For 10 Years) registration given on 25.09.2014
119.	Crystal Transmission Private Limited. 9/84/2012 – BP&L	Crystal Transmission Private Limited No : 34, First Main Road New Colony, Chromepet, Chennai – 600044 Tamil Nadu	Chennai Metropolitan Area.	Permanent (For 10 Years) registration given on 25.09.2014

Annexure 5.1 (Contd.)

Sl. No	Name of the MSO	Address of the MSO	Permitted City/ Town/ Area of Operation	Status
120.	Yerraguntla Cable Network Pvt. Ltd. 9/26/2014 – BP&L	Yerraguntla Cable Network Pvt. Ltd. H-9, ICL Colony Muddanur Road, Yerraguntla – 516309 Kadapa District, A. P.	Kadapa District Andhra Pradesh under Phase – III & IV.	Permanent (For 10 Years) registration given on 10.10.2014
121.	Royal Services Diginet Vision Pvt. Ltd. 9/20/2014 – BP&L	Royal Services Diginet Vision Pvt. Ltd, VPO – Tauni Devi, Tehasil – Bamson, Disst. Hamirpur (H.P) 177023	Hamirpur District, Mandi District and Kangra District of Himachal Pradesh.	Permanent (For 10 Years) registration given on 10.10.2014
122.	Silverline Entertainment 9/16/2013 – BP&L	Silverline Entertainment 302, 3rd floor NPA Arcade 23 M.G Marg, Civil Lines. Allahabad – 211001 U.P.	In the State of Uttar Pradesh except Agra, Ghaziabad, Kanpur, Lucknow, Meerut and Varanasi.	Permanent (For 10 Years) registration given on 15.10.2014
123	Hathway New Concept Cable & Datacom Pvt. Ltd. 9/93/2012 – BP&L	Hathway New Concept Cable & Datacom Pvt. Ltd. “Rehejas” 4th Floor, Corner of Main Road Avenue & V.P Road, Santacruz (w), Mumbai –054	Delhi	Permanent (For 10 Years) registration given on 20.10.2014
124.	ACN Digital Pvt. Ltd. 9/13/2014 – BP&L	ACN Digital Pvt. Ltd. 509, Shagun Building, Vijay Nagar Square, A.B Road, Indore – 452010 (M.P)	In the State of Madhya Pradesh, Rajasthan and Maharashtra under Phase- III & IV.	Permanent (For 10 Years) registration given on 20.10.2014
125.	Vortex Digital Network Pvt.Ltd. 9/33/2014 – BP&L	Vortex Digital Network Pvt. Ltd. WZ – 300 GL – 10, 2nd Floor Jail Road, New Delhi - 110064	Delhi	Permanent (For 10 Years) registration given on 28.10.2014
126.	Sanghvi Digital Network 9/142/2013 – BP&L	Sanghvi Digital Network GA – 23, 1st Floor , City Center, Sector -4, B.S. City, Bokaro– 827004. Jharkhand	Bokaro District in the State of Jharkhand.	Permanent (For 10 Years) registration given on 28.10.2014

Annexure 5.1 (Contd.)

Sl. No	Name of the MSO	Address of the MSO	Permitted City/ Town/ Area of Operation	Status
127.	Skynet Digital Services Pvt. Ltd 9/5/2013-BP&L	Skynet Digital Services Pvt. Ltd 403, 4th Floor NPA Arcade23 M.G . Marg Civil Lines, Allahabad-01	In the State of Uttar Pradesh, except the cities of Agra, Ghaziabad, Kanpur, Lucknow, Meerut and Varanasi.	Permanent (For 10 Years) registration given on 07.11.2014
128.	Karuvai Communication LLP 9/53/2013-BP&L	Karuvai Communication LLP, No. 224, Anbu Nagar, 2nd Cross, Rayanoor, Thoranakalpatty, Karur – 6390003, T.N.	DAS notified areas in the State of Tamil Nadu.	Permanent (For 10 Years) registration given on 27.11.2014
129.	Ajanta Cable Network 9/18/2014 – BP&L	Ajanta Cable Network Plot No, 40-1575, Near Swastik Talkies, Station Road Vajapur – 423701 Aurangabad	DAS notified area of Phase – III in Vajapur, Aurangabad in Maharashtra State.	Permanent (For 10 Years) registration given on 19.12.2014
130	New Prime Network 9/87/2014 – BP&L	New Prime Network 11 – E Rohini Plaza, Rajpur road, Dehradun 248001 Uttarakhand	DAS notified in Dehradun, Haridwar, Tehri Garhwal, Pauri Garhwal, Rudraprayag, Chamoli Garhwal, Uttarkashi Districts in the state of Uttarakhand.	Permanent (For 10 Years) registration given on 23.12.2014
131.	Jai Mata Di Cable Network 9/6/2/2014 – BP &L	Jai Mata Di Cable Network Ward – 8, Near Vishwakarma Mandir, Kanina, Dist:- Mahendergarh Haryana – 123027	DAS notified areas in Mehendergarh, Rewari, Bhiwani & Jhajjar District of Haryana and Alwar & Jhunjhnu Districts of Rajasthan.	Permanent (For 10 Years) registration given on 15.12.2014
132.	Onsky Technology Pvt. Ltd 9/55/2014 – BP&L	Onsky Technology Pvt. Ltd No. 4, 7th Cross Brindavan, Pondicherry – 605 013.	PAN India	Permanent (For 10 Years) registration given on 03.12.2014

Annexure 5.1 (Contd.)

Sl. No	Name of the MSO	Address of the MSO	Permitted City/ Town/ Area of Operation	Status
133.	Space Television Network Pvt. Ltd 9/58/2014 – BP&L	Space Television Network Pvt. Ltd, Bungalow No.4, HUC Guest House, Mohapada, Rasayani, Tal. Khalapur. Dist, Raigadh, Maharashtra	DAS notified area in Municipal Council of Greater Mumbai in Phase – I and Rest of Maharashtra in Phase - III	Permanent (For 10 Years) registration given on 15.12.2014
134.	Haldwani Digital Services Pvt. Ltd. 9/14/2014 – BP&L	Haldwani Digital Services Pvt. Ltd. IInd Floor, Savitri City, Centre Jail Road Chauraha, Kaladhungi Road, Haldwani – 263139	In the State of Uttarakhand	Permanent (For 10 Years) registration given on 12.12.2014
135.	V. R. Cable 9/147/2013 – BP&L	V. R. Cable No. 6, Mannaraja Koil Street, Tisaiyanvillai - 627657	In the cities of Kanyakumari, Tuticorin & Chennai in Tamil Nadu State	Permanent (For 10 Years) registration given on 12.12.2014
136.	Satellite Cable Communication 9/22/2014 – BP&L	Satellite Cable Communication Lonar Gali, At P.O. Manchar, Taluka : Ambegaon, Dist – Pune – 410503 Maharashtra.	Phase – II, III, & IV areas in Pune District and Nasik District	Permanent (For 10 Years) registration given on 12.12.2014
137	R.D Cable Network 9/47/2014 – BP&L	R.D Cable Network H. No. 230 Ward No. 10, Devabag Canacona South Goa	DAS notified area in Canacona, Quepem, Sanguem and Salcette in the state of Goa	Permanent (For 10 Years) registration given on 29.12.2014
138.	The Orugallu Communications 9/70/2014 – BP&L	The Orugallu Communications 2 - 1 – 496, Sammaiah Nagar, Gopalpur Raod, Hanamkonda Warangal, Telengana - 506009	DAS notified areas under Phase II, III and IV in the state of the Andhra Pradesh and Telangana	Registration for 10 years issued on 05.01. 2015
139	Mohit Sai Cable Network 9/68/2014 – BP&L	Mohit Sai Cable Network Panukuvalasa Village, D.No 2-233, Balajipeta Mandalam, Vizayanagaram District – 532557 Andhra Pradesh.	Vishakapatnam, Vizayanagaram & Srikakulam District in 3rd and 4th phase in the State of Andhra Pradesh	Registration for 10 years issued on 20.01. 2015

Annexure 5.1 (Contd.)

Sl. No	Name of the MSO	Address of the MSO	Permitted City/ Town/ Area of Operation	Status
140	DDC CATV Network Pvt. Ltd. 9/37/2014 – BP&L	DDC CATV Network Pvt. Ltd., No. 2, First Floor, Local Shopping Centre Uday Park, New Delhi-49	PAN India in all Phases	Registration for 10 years issued on 20.01. 2015
141	Chelikam Networks (India) Pvt. Ltd. 9/67/2014 – BP&L	Chelikam Networks (India) Pvt. Ltd., No. 16 II Floor, Muncipal Shopping Complex, Prakasham Road, Tirupati – 517501.	Under Phase III & Phase IV of Chittur, Kadapa, Ananthpur and Nellore Districts of Andhra Pradesh	Registration for 10 years issued on 20.01. 2015
142	S.S Cable Network 9/19/2014 – BP&L	S.S Cable Network B/3/3 Malanjkhanda, Balaghat, Madhya Pradesh-481116	Madhya Pradesh, Chhattisgarh, Maharashtra, Odhisha & Jharkhand under Phase – I,II,III & IV	Registration for 10 years issued on 20.01. 2015
143	Utkal Cable Vision 9/48/2014 – BP&L	Utkal Cable Vision VPO Singhpur, Binjhapur, Jajpur, Orissa – 755016.	In 3rd & 4th Phase of PAN Inida	Registration for 10 years issued on 23.01. 2015
144	Suraj Cable Network 9/66/2014 – BP&L	Suraj Cable Network Main Bazar, P.O At. Zanjmer. Ta. Dhoraji, Dist. Rajkot Gujarat-40	Phase – II, III & IV In Gujarat State	Registration for 10 years issued on 23.01. 2015
147	Kaizen Digital Cable Services Pvt. Ltd. 9/135/2012 – BP&L	Kaizen Digital Cable Services Pvt. Ltd., No. 169/10, 'Guru Krupa' 12th Cross, Mahalakshmi Layout Bangalore – 560086	Karnataka in Phase – II, III and IV except Mysore city	Registration for 10 years issued on 05.02. 2015
146	Vishwam Cable Network 9/56/2014 – BP&L	Vishwam Cable Network F - Kuber Plus, Nr. Hotel Kuber, Porbandar, Gujrat – 360575	Phase II, III and Iv in the State of Gujrat	Registration for 10 years issued on 24.02. 2015
147	Satlinks 9/56/2014 – BP &L	Satlinks, Ms. P.K Asha Rani, Proprietor of Satlinks, W/o R. B Anil Kumar; Samthrupthy, Vatanamkurussi (PO), Palakkad (District), Kerala – 679124	In the State of Kerala	Registration for 10 years issued on 27.02. 2015

Annexure 5.1 (Contd.)

Sl. No	Name of the MSO	Address of the MSO	Permitted City/ Town/ Area of Operation	Status
148	Netset Media Services Private Limited 9/74/2014 – BP&L	Netset Media Services Private Limited 14 – Center Point, Indira Road Jamnagar, Gujarat – 361008	In the State of Gujarat	Registration for 10 years issued on 05.03. 2015
149	Cossco Communication Limited 9/83/2014 – BP&L	Cossco Communication Limited 56/6. Basudebpur Road, Shyamnagar – 743127	State of West Bengal, Bihar, Jharkhand, Orissa, Sikkim, Assam, Arunachal Pradesh, Meghalaya, Nagaland, Manipur, Mizoram and Tripura under Phase – I, II, III & IV	Registration for 10 years issued on 05.03. 2015
150	Siti Maurya Cable Net Pvt. Ltd 9/109/2013 – BP&L	Siti Maurya Cable Network Pvt. Ltd, J – 1/15, 4th Floor, Block EP, Sector – V, Salt Lake Electronics Complex, Kolkata–91	Areas in all Districts in the state of Bihar except Madhepura and arawal	Registration for 10 years issued on 19.03. 2015
151	Sikkim Digital Network 9/96/2014 – BP&L	Sikkim Digital Network Sonal Palden Building, Tibet Road, Gangtok Sikkim – 737101.	Gangtok city and kabi, Phodong, Mangan, Chunthang, Lachen, Lachung, Ranka, Ranipool, 32 Mile, Singtam, Central Pandam, Namthang, Majitar, Rangpo, Duku, Pakyong, Rorathang, Rhenock, Rongli Aritar, Dalapchand, Legship, Geyzing, pelling, Tasiding, Yuksom, Soreng, Dentak, Reshi, Sombaria, Daramdin, Melli, Bermoik, Temi, Tarku, Namchi, Jorethang and Romang in Sikkim State	Registration for 10 years issued on 25.03. 2015
152	International Cable Network 9/49/2014 – BP&L	International Cable Network Mahathin Road, Judge Bazar, Bhiyia, Bhojpur – 802152	Bhojpur, Buxar & Rohtash	Registration for 10 years issued on 25.03. 2015

Annexure 5.1 (Contd.)

Sl. No	Name of the MSO	Address of the MSO	Permitted City/ Town/ Area of Operation	Status
153	SaiStar Digital Media Private Limited, 9/74/2014 – BP&L	SaiStar Digital Media Private Limited 15 Baroda Peoples Society, Near Sarabhai Char Rasta, Behaind Alkapuri, Vadodara –07	Ahmedabad, Rajkot, Surat, and Vadodara under Phase II, all other areas under Phase-III and Phase-IV	Registration for 10 years issued on 25.03. 2015
154	Maharaja Entertainment 9/63/2014 – BP&L	Maharaja Entertainment 39-40, Shivraj Niketan, Vaishali Nagar, Jaipur – 302021	PAN Inida under Phase I, II, III & IV	Registration for 10 years issued on 23.03. 2015
155	M. C Transmission 9/172/2014 – BP&L	M. C Transmission Darbar Mohalla, Near Tagore Public School, Talwandi, Sabo, District – Bhatinda (PB)	M. C Transmission 9/172/2014 – BP&L	Registration for 10 years issued on 08.04. 2015
156	Skyvision Master Channel 9/110/2014 – BP&L	Skyvision Master Channel D.No : 4-8-30, Vikas Colony, S.B Street, Near G.M.C.Balayoti Stadium, Yanam – 533464 Puducherry	In Yanam and East Godavari District	Registration for 10 years issued on 09.04. 2015
157	Arohon Cable TV Network Limited 9/104/2014 – BP&L	Arohon Cable TV Network Limited SS Vision Building Amtala Bazar, Village – Amtala P.O. – Kanyanagar. PS- Bishnupur Dist – 24 PGS (south) West Bengal - 743398	District of 24 paraganas (south) which includes Amtala, Bishnupur, Daulatabad, Gabberia, Julpia, baruipur, Mruogranut, Srichanda, Bhasa, Bibirhut, Pailan, Roypur, Fatehpur, Sirakol, Sibanipur, Falta etc. and District of Howrah in the state of west Bengal under Phase III and IV	Registration for 10 years issued on 10.04. 2015
158	Machillipatnam Communication Private Limited 9/159/2014 – BP&L	Machillipatnam Communication Private Limited 11/1160, Chemmanagiripet, Machillipatnam – 5210001 A.P.	In the Towns of entire Andhra Pradesh under Phase III & IV	Registration for 10 years issued on 08.04. 2015

Annexure 5.1 (Contd.)

Sl. No	Name of the MSO	Address of the MSO	Permitted City/ Town/ Area of Operation	Status
159	Uday Infosys 9/13/2015 – BP&L	Uday Infosys, Gurukrupa bldg., Talod road Dhansura-383310 Gujarat	Aravalli, Kheda and Sabarkantha Districts.	Registration for 10 years issued on 09.04. 2015
160	United Cable Communication 9/164/2014 – BP&L	United Cable Communication 202, Geeta Bhawan, 15 NWA, Punjabi Bagh West, New Delhi – 10026.	PAN India	Registration for 10 years issued on 09.04. 2015
161	Radiant Digitek Network Pvt. Ltd. 9/133/2014 – BP&L	Radiant Digitek Network Pvt. Ltd. G – 247, Road No. 5, IPIA Kota – 324005 Rajasthan	In Phase II, III, IV of entire Rajasthan	Registration for 10 years issued on 09.04. 2015
162	N.T Broadcasting 9/167/2014 – BP&L	N.T Broadcasting D.No. 175/B-7, Kannan Complex, Rajanagar, 2nd Street, Thuraimangalam (North), Ariyalur main Road, Perambalur -20	perambalur, Cuddalore, Salem, Villupuram, Trichy & Ariyalur districts in Tamil Nadu	Registration for 10 years issued on 09.04. 2015
163	SR Digital 9/122/2014 – BP&L	SR Digital Gandhi Park, Bhonsle Complex, Ashok Nagar – 473331 Madhya Pradesh	in the State of Madhya Pradesh including cities/ towns/villages under Phase II, III and IV	Registration for 10 years issued on 09.04. 2015
164	Mahathi Warangal Communications & Cable TV Network 9/23/2015–BP&L	Mahathi Warangal Communications & Cable TV Network, 1-8-1 1, Sub Station Road, Balasamudram, Hanamkonda, Warangal-01	Warangal and karimnagar Districts	Registration for 10 years issued on 09.04. 2015
165	Yelamanchil Cable Network Pvt. Ltd. 9/112/2014	Yelamanchil Cable Network Pvt. Ltd., 18 – 197, H.B. Colony. Opp Vuda Apartments, Post Seethammadhara, Vishakhapatnam – 530022	Phase III in the State of Andhra Pradesh and Telangana	Registration for 10 years issued on 10.04. 2015

Annexure 5.1 (Contd.)

Sl. No	Name of the MSO	Address of the MSO	Permitted City/ Town/ Area of Operation	Status
166	Axom Communication & Cable Pvt. Ltd. 9/140/2014 – BP&L	Axom Communication & Cable Pvt. Ltd. Surya Tower. 3rd Floor, B. Baruah Road, Ulubari, Guwahati – 781007 Assam	Guwahati and rest of Assam and Meghalaya, Manipur, Mizoram, Tripura, Arunachal Pradesh and Nagaland	Registration for 10 years issued on 16.04. 2015
167	Channel Nine Net 9/141/2014 – BP&L	Channel Nine Net No. TF-6, Oswal Towers Alurvenkatrao Circle. PB Road, Dharwad – 580001 Karnataka	Karnataka, Telangana, Andhra Pradesh, Maharashtra and Goa under Phase – III & IV	Registration for 10 years issued on 16.04. 2015
168	Sharma Electronics 9/126/2014 – BP&L	Sharma Electronics Baloon Bazzar, Dalhousie Cantt. – 176305 Distt. Chamba (H.P) Himachal Pradesh	Chamba District, Bakloh Chawari. Siunta in Chamba District and Nurpur, Kotla, Damtal, Kangra in Kangra District under Phase III & IV in the State of Himachal Pradesh	Registration for 10 years issued on 16.04. 2015
169	Sonu Cable Network 9/146/2014 – BP&L	Sonu Cable Network Industrial Area, Hafed Road Cheeka, Dist. Kaithal – 136034 Haryana	Under III and IV in Haryana	Registration for 10 years issued on 15.04. 2015
170	Ali Cable Network 9/127/2014 – BP&L	Ali Cable Network Moh. Katarmal. Chandpur – 246725 District – Bijnor Uttar Pradesh	District Bijnor, Amroha, Moradabad & Muzaffarnagar in the State of Uttar Pradesh	Registration for 10 years issued on 20.04. 2015
171	Vaji Digital Network 9/09/2014 – BP&L	Vaji Digital Network Door No. 46 – 12-24/11, F.No. 402, Sakethlok Residency , Near Danavaipet Park, Rajamundry – 533103 Andhra Pradesh	City /town/areas in East Godavari and West Godavari Districts in Andhra Pradesh State	Registration for 10 years issued on 08.06. 2015

Annexure 5.1 (Contd.)

Sl. No	Name of the MSO	Address of the MSO	Permitted City/ Town/ Area of Operation	Status
172	Crystal Vision Media Pvt. Ltd 9/102/2012-BP&L	Crystal Vision Media Pvt. Ltd, E - 7, Second Floor, Kalkaji, Delhi - 110019	NCT of Delhi	Registration for 10 years issued on 08.06. 2015
173	Yashodeep Cable Network Pvt. Ltd 9/95/2014- BP&L	Yashodeep Cable Network Pvt. Ltd, X - 140, MIDC Waluj, Bajaj Nagar, Aurangadab - 4311001	Areas in the State of Maharashtra	Registration for 10 years issued on 08.06. 2015
174	SCN Broadband Services 9/25/2014 - BP&L	SCN Broadband Services 62, Sahid Colony, P.O: Panihati, Kolkatta - 700 114 West Bengal	City/ town/area in the state of West Bengal under Phase I, II, III and IV	Registration for 10 years issued on 11.06. 2015
175	Den Saushtra Entertainment Private Limited. 9/57/2014- BP&L	Den Saushtra Entertainment Private Limited, 106 , City Shop, B/H, P.P., Phulwala Yagnik Road, Rajkot, Gujarat	In the State of Gujarat under Phase - II III & IV.	Registration for 10 years issued on 11.06. 2015
176	Sojar Cable Network 9/135/2014 - BP&L	Sojar Cable Network 2712, B Navi Chati Gali, Barshi. District:- Solapur, Maharashtra - 413401	Solapur under Phase II and city/towns/ areas in rest of Maharashtra and Karnataka under Phase III and IV.	Registration for 10 years issued on 15.06. 2015
177	Digirevo Network Pvt. Ltd 9/113/2013 - BP&L	Digirevo Network Pvt. Ltd Jyoti Complex, Second Floor, Chandani Chowk, Flat No. S-1, Sangli - 416416 Maharashtra	Sangli, Kolhapur, Satara, Solapur, Belgum, Sindhudurg, Ratnagiri, Chipalun & Barmati District.	Registration for 10 years issued on 15.06. 2015
178	Spacelink Network Pvt.Ltd 9/69/2014 -BP&L	Spacelink Network Pvt.Ltd 202 - A Ward, Mangala Niwas, Nr. Ram Mandir, Bhangar Wadi, Lonavala, Pune-410401	City/town/areas of Maharashtra and Goa	Registration for 10 years issued on 10.06. 2015
179	Bright Way Communication 9/119/2014 - BP&L	Bright Way Communication Flat No. 516, 5th Floor, JVR Vaishnavi Towers, Jeedimetla Village, Hyderabad - 500067	In the State of Telangana/Andhra Pradesh under Phase - II, III &IV	Registration for 10 years issued on 11.06. 2015

Annexure 5.1 (Contd.)

Sl. No	Name of the MSO	Address of the MSO	Permitted City/ Town/ Area of Operation	Status
180	Wiretel Digital Network Pvt. Ltd. 9/47/2012 – BP&L	Wiretel Digital Network Pvt. Ltd. , Door No. 2-40, Sudarshan Cimplex, Near Sasanastambam, Main Bazar, Mangalagiri, Andhra Pradesh– 522503	City/town/areas of Andhra Pradesh and Telangana under Phase II, III, and IV	Registration for 10 years issued on 18.06. 2015
181	Surbhi Diginet 9/121/2014 – BP&L	Surbhi Diginet Jawahar Marg, Old Kota Phatak, HDFC Bank, 1st Floor Nagda Dist. Ujjain – 456335 Maharashtra	City/town/Villages under Phase II, III & IV in the State of Madhya Pradesh	Registration for 10 years issued on 20.04. 2015
182	Bhoomika Digital Cable Services Pvt. Ltd. 9/80/2014–BP& L	Bhoomika Digital Cable Services Pvt. Ltd, Thekkumthala Building, Azad Road, Kaloor, Kochi – 17 Kerala	In the State of Kerala	Registration for 10 years issued on 18.06. 2015
183	Dayal Cable Network 9/84/2014 – BP&L	Dayal Cable Network Prop. Shashi Kant, Salahpur, Warr Number 4, P.O. Lolganj, District – Vaishali Bihar	Vaishali District	Registration for 10 years issued on 18.06. 2015
184	BCN Media Pvt. Ltd. 9/94/2014 – BP&L	BCN Media Pvt. Ltd. C – 8, Ocean Plaza, Shalimar Garden, Extn – II, Sahibabad, Ghaziabad, Uttar Pradesh	Delhi & Mumbai under Phase – I: Delhi NCR, Punjab, Haryana, Uttar Pradesh, Uttarakhand, Maharashtra and Rajasthan Phase II, III, & IV.	Registration for 10 years issued on 18.06. 2015
185	Subhodaya Communications Pvt. Ltd. 9/12/2014–BP&L	Subhodaya Communications Pvt. Ltd., Plot No.71, Tarangini Residency, Spring Field Colony, Jeedimetla Village, Hyderabad, Andhra Pradesh– 5000055	City/town/area in the State of Andhra Pradesh and Telangana under Phase II, III, and IV	Registration for 10 years issued on 18.06. 2015
186	Sri Bhavani Cable Net Work 9/120/2014 – BP&L	Shri Bhavani Cable Network, Door No.1–1–95, Nehru Nagar, Narayankhed-502286 Telangana	Under Phase III & IV in the State of Telangana.	Registration for 10 years issued on 18.06. 2015

Annexure 5.1 (Contd.)

Sl. No	Name of the MSO	Address of the MSO	Permitted City/ Town/ Area of Operation	Status
187	Kothapeta Communication Network 9/89/2014 – BP&L	Kothapeta Communication Network Prop. Shri. N. Veera Venkata Raja kumar, 3-62,/1A, Main Road, Kothapeta – 533223, East Godavari District, A.P.	East Godavari, West Godavari and Vishakhapatnam Districts in the State of Andhra Pradesh	Registration for 10 years issued on 18.06. 2015
188	Rajasthan Infotech Media services Pvt. Ltd. 9/59/2013– BP&L	Rajasthan Infotech Media services Pvt. Ltd. B – 104 Vaishali Nagar, Jaipur – 302021	PAN India	Registration for 10 years issued on 18.06. 2015
189	Kanyakumari Cable TV Dignet Pvt. Ltd. 9/145/2014 – BP&L	Kanyakumari Cable TV Dignet Pvt. Ltd. Adv Nelson Plazha, No 421/2, Opp P.W.D Office, Veppamoodu Junction, Nagarcoil, Kanyakumari District, Tamilnadu– 629001	Tamil Nadu under Phase III and IV.	Registration for 10 years issued on 15.06. 2015
190	S R Digital TV & Broadband Pvt. Ltd. 9/123/2014–BP&L	S R Digital TV & Broadband Pvt. Ltd., 335, 3rd Floor, Orbit Mall, AB Road, Indore – 452 001 Madhya Pradesh	City/town/areas in the State of Madhya Pradesh under Phase II, III, and IV	Registration for 10 years issued on 22.06. 2015
191	Goldy Dignet Pvt. Ltd. 9/08/2015 – DAS	Goldy Dignet Pvt. Ltd. 177, Mohan Colony Banswara, Rajasthan -327001	PAN India	Registration for 10 years issued on 26.06. 2015
192	Lucky Cable Vision 9/02/2015 – DAS	Lucky Cable Vision No. 151/2, Kottur Road, Near Omprakash Theatre, Pollachi - 642001 (Taluka) Coimbatore (District), Tamil Nadu	Notified area in all cities, towns, Town Panchayats, Village Panchayats of Pollachi (Taluka) Udhumalpet (Taluka), Palani (Taluka), Valparai (Taluka), Kinathu, Kadavu (Taluka) in Tamil Nadu under Phase III & Phase IV	Registration for 10 years issued on 26.06. 2015

Annexure 5.1 (Contd.)

Sl. No	Name of the MSO	Address of the MSO	Permitted City/ Town/ Area of Operation	Status
193	E-Cable Vision 9/45/2015-BP & L	E-Cable Vision (Shri Devesh Soni, Prop.) Banke Bihari Complex 1st Floor, Ganesh Chowk Dhamtari (C.G.) Chhattisgarh	Notified areas of the Districts of Dhamtari, Charama, Kanker, Keskal, Konda Goan, Jagdalpur, Gidam, Dantewada, Kirndul, Nagarnar, Balod, Dalli Rajraha, Bhanuparta-pur, Mahasamund, Kurud and Nagri under Phase-III & IV	Registration for 10 years issued on 27.06. 2015
194	Manair Digital Entertainment Networks 9/91/2015-DAS	Manair Digital Entertainment Networks, D.No: 10-2-13, Vidyanagar Karimnagar, Telangana - 505001	Notified areas in Telangana	Registration for 10 years issued on 27.06. 2015
195	King Digital Network LLP 9/206/2015 - DAS	King Digital Network LLP 77/3, Kullar Street, Manakkadu Hasthampatti, Salem, Tamil Nadu - 636007	Notified areas in Salem in Tamil Nadu,	Registration for 10 years issued on 27.06. 2015
196	Narmada Cable Network 9/69/2015 - DAS	Shri Bijendra Madhav Gupta Prop. Of M/s Narmada Cable Network High School Road, Kareli - 487221 Distt. Narsinghpur(M.P.)	Notified areas in Kareli and Narsinghpur Tehsils in the State of Madhya Pradesh,	Registration for 10 years issued on 27.06. 2015
197	Linkmen Services Pvt. Ltd. 9/97/2012 - BP&L	Linkmen Services Pvt. Ltd. 12/2, OldPost Office Street Kolkata _ 70000	Notified areas in the State of West Bengal	Registration for 10 years issued on 27.06. 2015
198	J K Cable Network 9/137/2014 - BP&L	JK Cable Network (Prop. Shri lmtiyaz Ahmad Mir) Sopore, Kashmir, Near General Bus Stand Sopore, District Baramulla J&K – 193201 Jammu and Kashmir	Notified areas in Sopore, Baramula, Zainageer, Rafiabad, Bandipora, Handwara, Kupwara, Uri, Pattan, Tangmarg, Gulmdrg, Sumbal, Hajin, Narbal and parts of Srinagar	Registration for 10 years issued on 27.06. 2015

Annexure 5.1 (Contd.)

Sl. No	Name of the MSO	Address of the MSO	Permitted City/ Town/ Area of Operation	Status
199	Engineer's Resource Associates India Pvt. Ltd. 9/177/2014-BP&L	Engineer's Resource Associates India Pvt. Ltd. Palotan Ganj Gadarwara Narsinghpur, MP – 487551	PAN India	Registration for 10 years issued on 27.06. 2015
200	Desh Entertainment Pvt. Ltd. 9/152/2014- BP & L	Desh Entertainment Pvt. Ltd., 21, Ramakrishna Road, Roydanga Unnayan Pally Durgapur-1, District- Barddhaman- 713 201, W.B.	Notified areas in the State of West Bengal Under Phase III & IV	Registration for 10 years issued on 27.06. 2015
201	Sai Digital Services 9/14/2015 - BP&L	Sai Digital Services Plot No. 58 & 59, Reddy Colony, Miryalguda - 508207, District. - Nalgonda Telangana	Notified areas in City/Town/Area in the State of Andhra Pradesh and Telangana under Phase III and IV	Registration for 10 years issued on 27.06. 2015
202	INSAT Cable Network 9/30/2014 – BP&L	INSAT Cable Network (Ms. Varsha Jitendra Pisal, prop.), 9, Gopal Krishna Apartment, 440/441, Ganpatiali Taluka - Wai, District - Satara – 412803 MH	Notified areas of Sitara, Pune, Sangli, Solapur and Raigard/Sindu Durg Districts in the State of Maharashtra	Registration for 10 years issued on 27.06. 2015
203	Mahapatra Dooradarshan Cable Network System 9/127/2015- DAS	Shri Sibaram Mahapatro Prop. Of M/s Mahapatra Dooradarshan Cable Network System, At Post office Street, Patrapur - 761004	Notified areas in Ganjam District in the State of Odisha	Registration for 10 years issued on 27.06. 2015
204	Raj Cable Network 9/11/2015 – DAS	Shri Abid Hussain, Proprietor of Raj Cable Network Ward No.- 08, Near Texi Stand, Islamganj, Post- Kotma, District - Anuppur (M.P) – 484334	Notified areas in Anuppur, Shabdol and Umaria District in the state of Madhya Pradesh and Korla, Surajpur and Ambikapur District in the state of Chhattisgarh	Registration for 10 years issued on 28.06. 2015

Annexure 5.1 (Contd.)

Sl. No	Name of the MSO	Address of the MSO	Permitted City/Town/Area of Operation	Status
205	Baba Nanak Optical & Fiber 9/173/2015 – BP&L	Baba Nanak Optical & Fiber VPO- Chak Mahanta Wala Tehsil- Guruharsahai District- Firozpur- 152002, Punjab	Notified areas in City/Town areas in the State of Punjab	Registration for 10 years issued on 27.06. 2015
206	Aurangabad Satellite Cable Service Centre 9/86/2014 - BP&L	Aurangabad Satellite Cable Service Centre, Aurangabad District- Murshidabad, West Bengal- 742201	Notified areas in the Entire West Bengal	Registration for 10 years issued on 26.06. 2015
207	SM Cable 9/161/2014 – BP&L	Shri Mohammad Sabir, Proprietor of M/s SM Cable Shastri Ghowk, Bafotra – 944022 Rajasthan	Notified area in City/Town/ Area Pachpadra in Barmer District of Rajasthan	Registration for 10 years issued on 27.06. 2015
208	Multireach Media Pvt. Ltd 9/52/2014 – BP&L	Multireach Media Pvt. Ltd., Multicon Group, "Mansarowar" 38, Cama Street, Kolkata – 16	PAN India operation under Phase-I, II, III & IV,	Registration for 10 years issued on 24.06. 2015
209	Diamond Cable Network 9/147/2014 – BP&L	Diamond Gable Network (Jubin Khan A. Bashid Khan, Prop.), Muslim Library Square, Bhandara, Maharashtra	Notified areas in Town and Villages of Bhandara, Gondia & Nagpur Districts of Maharashtra under Phase-III & IV	Registration for 10 years issued on 24.06. 2015
210	Zaka Cable TV Network 9/153/2014	BP&L Shri Shagufta Khan, Proprietor of M/s Zaka Cable TV Network Bara Shah Safa, Chhate Wali Gali, Nai Basti, Moradabad – 244001 Uttar Pradesh	City/town/area-in- the state of Uttar Pradesh and Uttarakhand under Phase III & IV	Registration for 10 years issued on 01.07. 2015
211	SHR Digital Networks Pvt. Ltd 9/98/2014	BP&L SHR Digital Networks Pvt. Ltd. 41, Gali No. 01, A -Block, Mandoli Road, West Nathu Colony, Shahdara, Delhi-93	PAN India under Phase I, II, III and IV	Registration for 10 years issued on 03.07. 2015 216.

Annexure 5.1 (Contd.)

Sl. No	Name of the MSO	Address of the MSO	Permitted City/ Town/ Area of Operation	Status
212	One Digital TV Services 9/56/2015 – DAS	One Digital TV Services #8-39/C, Adarsh Nagar, Narketpally, Nalgonda Dist 508254, Telangana	Notified areas in Nalgonda, Khamam, Warangal, Ranga Reddy & Mahaboob Nagar Districts under Phase III & IV in the State of Telangana	Registration for 10 years issued on 03.07. 2015
213	Siti Cable Network Limited 9/50/2012 - BP&L	Siti Cable Network Limited, 1 st Floor, FC - 09, Gate # 03, Sector 16 A, Film City, Noida - 201 301 Uttar Pradesh	PAN India	Registration for 10 years issued on 06.07. 2015
214	Bhagyalakshmi Communication Network 9/43/2014 - BP&L	Bhagyalakshmi Communication Network 3-2,L B S Road, Piler-517214, Ghittoor District, Andhra Pradesh	Notified areas of Rompicherla,Chinnagottigallu, Bakarapet, Sodam, Somala, Chowdepalle' Kallur, Damal Gheruvu and Kalikiri in Ghittoor District of Andhra Pradesh State	Registration for 10 years issued on 06.07. 2015
215	Bhimavaram Community Network 9/4/2014 - BP&L	Shri Mudunuri Raja Gopala Raju Prop. of M/s Bhimavaram Community Network Door No. 24-4-11, Kallakurivari Street, Srirampuram, Bhimavaram - 534202 West Godavari District, Andhra Pradesh	Notified areas of West Godavari District in the State of Andhra Pradesh,	Registration for 10 years issued on 06.07. 2015
216	Honey Digi- Tel Infra Private.Ltd. 9/43/2015 – DAS	Honey Digi- Tel Infra Private.Ltd. #2-3-763/2, Flat No. 102 Thirumala Enclave, Tulsi Nagar Amberpet, Hyderabad – 500013 Telangana	Mahaboobnagar & Ranga Reddy districts of Telangana	Registration for 10 years issued on 07.07. 2015

Annexure 5.1 (Contd.)

Sl. No	Name of the MSO	Address of the MSO	Permitted City/ Town/ Area of Operation	Status
217	Subhasri Entertainment 9/85/2014 – BP&L	Subhasri Entertainment Plot No 71, Tarangini Residency Spring Field Colony, Jeedimelta Village, Hyderabad-55	City/town/area in the state of Andhra Pradesh and Telangana	Registration for 10 years issued on 24.06. 2015
218	Navatha Cable TV Network 9/150/2014 – BP&L	Navatha Cable TV Network #3-159, Ravindranagar Railway Station Road, Miryalguda District – Nalgonda, Telangana	Nalagonda & Khammam Districts of Telangana state and Guntur District in the state of Andhra Pradesh under Phase III and IV	Registration for 10 years issued on 13.06. 2015
219	Swamy Cable Network 9/24/2015 – DAS	Swamy Cable Network A/P Annapurna Nagar Railway Station Road, Kolpargaon – 423601 District – Ahmednagar	Districts of Ahmednagar, Nashik and Aurangabad in Maharashtra	Registration for 10 years issued on 13.07. 2015
220	National Cable TV Nilgiris 9/130/2015 – DAS	National Cable TV Nilgiris 11/403, A6, Kasim Vayal, Gudalur, District : Nilgiris, Tamilnadu –12	Gudalur, Pandalur, Ooty, Coonoor, and Kotagiri Talukas in Nilgiris District	Registration for 10 years issued on 21.07. 2015
221	A.C.N Cable Pvt. Ltd. 9/44/2013 – BP&L	A.C.N Cable Pvt. Ltd. Trade Center, No. 29/4, 4 th Floor, Race Course Road, Bangalore – 560001 Karnataka	Areas of Nellore Urban and Nellore rural Mandals	Registration for 10 years issued on 21.07.2015
222	Tyagi Cable TV Network 9/129/2014-BP&L	Tyagi Cable TV Network Near S.D. Degree Collage, Town & Ppst – Budhana, Uttar Pradesh	Bagpat, Muzaffar Nagar, shamli and Meerut Districts in the state of Uttar Pradesh	Registration for 10 years issued o 21.07.2015
223	Valarr Gokkulam 9/131/2015-DAS	P. Kulavan prop. Of M/s Valarr Gokkulam New No :194, (Old No. 13/11) K.K Pudur Road, Kovilamedu (Pirivu)East) Velandipalayam, Coimbatore: 641025	District of Coimbatore, Nilgiri and Tiruppur in the start of Tamil Nadu	Registration for 10 years issued on 04.08.2015

Annexure 5.1 (Contd.)

Sl. No	Name of the MSO	Address of the MSO	Permitted City/ Town/ Area of Operation	Status
224	Shirdi Sai Digital Network Pvt, Ltd 9/65/2014-BP&L	Shirdi Sai Digital Network Pvt. Ltd D.No 15-01-109, GBC Road Ponnur Guntur Andhra Pradesh – 522124	Andhra Pradesh and Telangana under Phase III & IV	Registration for 10 Years issued on 18.08.2015
225	Saptak Digital Pvt. Ltd 9/60/2014-BP&L	Saptak Digital Pvt. Ltd C/o Samir Roy, Mayer Koley P.O. Memari, PS Memri Burdwan – 713146 West Bengal	Entire West Bengal	Registration for 10 Years issued on 18.08.2015
226	Manthan Broadband Services Pvt.Ltd 9/1/2013-BP&L	Manthan Broadband Services Pvt. Ltd 6, Ganesh Chandra Avenue, 3 rd Floor Kolkata – 700013 West Bengal	Kolkata Metropoltan Under Phase-I Howrah and Ranchi under Phase II and all cities/towns in India under Phase III	Registration for 10 Years issued on 24.09.2015

Annexure 5.2: List of Multi System Operators (MSOs) who have been granted *Provisional* registration (for 10 years) by Ministry of Information & Broadcasting to operate in Digital Addressable System (DAS) as on 30.09.2015

Sl. No.	Name of MSO	Place for which Provisional Registration was granted	Date of granted of Provisional Registration
1.	Asiant Network Pvt. Ltd. 9/15/201 2-BP&L	National Capital Territory of Delhi area	Provisional Registration issued on 19-06-12
2.	Ashiana Communication Mcr 9/16/201 2-BP&L	National Capital Territory of Delhi area	Provisional Registration issued on 19-06-12
3.	Meghbela Cable & Broadband Services (P) Ltd 9/30/201 2-BP&L	Kolkata Metropolitan Area	Provisional Registration issued on 22-06-12
4.	Micro Multivision 9/37/2012-BP&L	Kolkata Metropolitan Area and in the cities/areas/towns of South 24 Parganas District of the State of West Bengal	Provisional Registration issued on 29-06-12
5.	Citi Link Digital Networks Private Limited	Hyderabad and Ranga Reddy districts of the State of Andhra pradesh	Provisional Registration issued on 30-07-12
6.	Hyderabad Incable Digital Services Pvt. Ltd.	Hyderabad	Provisional Registration issued on 21-02-13
7.	Vaji Communications. 9/138/201 2-BP&L	Vishakhapatnam	Provisional Registration issued on 21-02-13
8.	Signum Digital Networks Pvt. Ltd 9/19/201 3-BP&L	Hyderabad & Visakhapatnam	Provisional Registration issued on 26-02-13
9.	Bhaskar Cable Network 9/14/20 13 - BP&L	Jabalpur	Provisional Registration issued on 07-03-13
10.	Spacecom 9/42/20 13 - BP&L	Ranchi	Provisional Registration issued on 15-03-13

Annexure 5.2 (Contd.)

Sl. No.	Name of MSO	Place for which Provisional Registration was granted	Date of granted of Provisional Registration
11.	Bhawani Rajesh Cable And Digitech Services Pvt. Ltd 9/36/2012-BP&L	Municipal Council of Greater Mumbai area of Navi Mumbai, Mumbra, Diva and Kalyan in District Thane and Panvel, and areas of Khopoli and Karjat in Raigad District of Maharashtra	Provisional Registration issued on 28-06-12
12.	Swami Cable TV Networks Ltd. 9/59/2012-BP&L	Cities/Areas/Towns of National Capital Territory of Delhi area and the cities/towns/areas of State of U.P., Punjab, Haryana, Bihar and Rajasthan occurring against Phase-II, Phase-III and IV	Provisional Registration issued on 29-06-12
13.	Link Entertainment Pvt. Ltd. 9/23/2012-BP&L	Howrah, West Bengal	Provisional Registration issued on 22-06-12
14.	Home Cable Network (P) Ltd. 9/33/2012-BP&L	Cities/towns/areas occurring against Phase-I, Phase II, Phase III and Phase IV as notified in the notification of Government	Provisional Registration issued on 18-07-12
15.	Gtpl Kolkata Cable And Broadband Priseva Ltd 9/60/2012-BP&L	Districts of Hooghly, Howrah, Nadia and 24 Parganas (North and south)	Provisional Registration issued on 30-07-12
16.	Ortel Communication Limited. 9/72/2012-BP&L	Phase I, Phase II, Phase III, Phase-IV	Provisional Registration issued on 30-07-12
17.	Sri Sumangali Enterprises (Proprietorship Firm), Gulbarga, Karnataka 9/80/2012-BP&L	Phase I, Phase II, Phase III, Phase-IV	Provisional Registration issued on 08-08-12
18.	Digi Home Cable Entertainment India private limited, Mumbai. 9/78/2012-BP&L	Phase I, II, III & IV	Provisional Registration issued on 25-10-12

Annexure 5.2 (Contd.)

Sl. No.	Name of MSO	Place for which Provisional Registration was granted	Date of granted of Provisional Registration
19.	Bhagyanagar Digital Services Pvt. Ltd., Hyderabad 9/99/201 2-BP&L	Phase I, II, III & IV	Provisional Registration issued on 25-10-12
20.	Seven Star Dot Com Private Limited. 9/71/2012-BP&L	Notified area of Mumbai Western Suburb	Provisional Registration issued on 05-09-12
21.	GPL Hathway (Old name as Gujarat Telelink Pvt. Ltd.) 9/73/2012-BP&L	Gujarat, Maharashtra, Rajasthan, states of West Bengal, Assam And Jharkhand. Pan India basis except Hyderabad, Faridabad, S. rinagar, Bangalore, Mysore, Bhopal, Jabalpur, Amritsar, Ludhiana, Coimbatore, Agra, Allahabad, Ghaziabad, Kanpur, Lucknow, Meerut, Varanasi, Chandigarh.	Provisional Registration issued on 30-07-12 Areas revised on 20.08.2015
22.	City Television Network, Coonoor 9/86/201 2-BP&L	Notified area in State of Tamil Nadu, excluding Chennai Metropolitan area.	Provisional Registration issued on 05-09-12
23.	Hathway Sai Star Cable & Datacom Private Ltd., Mumbai 9/89/201 2-BP&L	Municipal Council of Greater Mumbai	Provisional Registration issued on 27-09-12
24.	Thalainagar Digital Cables (p) Ltd, Chennai 9/88/201 2-BP&L	Chennai Metropolitan Area	Provisional Registration issued on 25-10-12
25.	Noida Software Technology Park Limited. 9/76/201 2-BP&L	Phase I, II, III & IV	Provisional Registration issued on 06-12-12
26.	Dewshree Network Pvt. Ltd. ,Surat 9/98/201 2-BP&L	Phase I, II, III & IV	Provisional Registration issued on 25-10-12

Annexure 5.2 (Contd.)

Sl. No.	Name of MSO	Place for which Provisional Registration was granted	Date of granted of Provisional Registration
27.	Bharatheeya Cable Vision Ltd, 9/11 1/2012-BP&L	Phase-II Cities viz. Hyderabad, Visakhapatnam, Bangalore, Coimbatore & Mysore	Provisional Registration issued on 21-02-13
28.	DEN Ambey Cable Networks Pvt. Ltd. 9/26/201 3-BP&L	Agra, Allahabad, Ghaziabad, Kanpur, Lucknow, Meerut & Varanasi	Provisional Registration issued on 26-02-13
29.	Darpita Trading Company Pvt. Ltd. 9/29/2013-BP&L	Bangalore, Hyderabad, Ahmedabad, Pune, Surat, Kanpur, Nagpur, Indore, Thane, Pimpri- Chinchwad, Nashik, Vadodara, Faridabad, Ghaziabad, Rajkot, Kalyan-Dombivali, Navi Mumbai, Solapur, Mysore, Jaipur, Lucknow, Bhopal, Ludhiana, Agra, Meerut & Varanasi	Provisional Registration issued on 26-02-13
30.	Fastway Transmissions Private Limited 9/41/2013 - BP&L	all 38 Phase II cities	Provisional Registration issued on 28-03-13
31.	Siti Vision Digital Media Pvt. Ltd. 9/62/2013 - BP&L	all 38 Phase II cities	Provisional Registration issued on 28-03-13
32.	City Online Services Ltd, 9/108/2012-BP&L	Hyderabad, Vishakhapatnam, Bangalore & Mysore	Provisional Registration issued on 21-02-13
33.	DL GTPL Cabnet Pvt. Ltd 9/134/201 2-BP&L	Surat & Nashik	Provisional Registration issued on 26-02-13
34.	ICE TV Pvt. Ltd. 9/34/20 13 - BP&L	Hyderabad & Vishakhapatnam	Provisional Registration issued on 15-03-13
35.	DEN Enjoy Cable Networks Pvt. Ltd. 9/30/2013 - BP&L	(i) Agra (ii) Allahabad (iii) Ghaziabad (iv) Kanpur (v) Lucknow (vi) Meerut (vii) Varanasi	Provisional Registration issued on 25-03-13

Annexure 5.2 (Contd.)

Sl. No.	Name of MSO	Place for which Provisional Registration was granted	Date of granted of Provisional Registration
36.	Vishal Cable Network 9/56/20 13 - BP&L	(i) Agra (ii) Allahabad (iii) Ghaziabad (iv) Kanpur (v) Lucknow (vi) Meerut (vii) Varanasi	Provisional Registration issued on 25-03-13
37.	Den Manoranjan Satellite Pvt. Ltd. 9/49/2013 - BP&L	(i) Aurangabad (ii) Kalyan Dombivli (iii) Nagpur (iv) Nashik (v) Navi Mumbai (vi) Pimpri Chinchwad (vii) Pune (viii) Sholapur (ix) Thane	Provisional Registration issued on 26-03-13
38.	CVR Cable Network Pvt. Ltd. 9/33/2013 - BP&L	Hyderabad & Vishakhapatnam	Provisional Registration issued on 28-03-13
39.	Hathway Sukhmrit Cable & Datacom Private Limited 9/38/2013-BP&L	all 38 Phase II cities	Provisional Registration issued on 28-03-13
40.	Manthan Broadband Services Pvt. Ltd 9/1/2013 - BP&L	all 38 cities of Phase-II	Provisional Registration issued on 28-03-13 Permanent Registration issued on 24 09 20 15
41.	Reliance Jio Media Private Limited 9/60/201 5-DAS	PAN India	Provisional Registration issued on 17-06-15
42.	Bhorer Alo Cable & Broadband Pvt. Ltd. 9/496/201 5-DAS	PAN India	Provisional Registration issued on 03-07-15
43.	Dausa City Cable Network 9/439/201 S-DAS	Duasa District	Provisional Registration issued on 26-06-15
44.	F.K. Cable T.V. Network 9/196/2015-DAS	Uttar Pradesh and Uttrakhand under Phase III and IV	Provisional Registration issued on 03-07-15
45.	Friends cable Network 09/505/201 5-DAS	Entire Dhar district in Madhya Pradesh	Provisional Registration issued on 08-07-15

Annexure 5.2 (Contd.)

Sl. No.	Name of MSO	Place for which Provisional Registration was granted	Date of granted of Provisional Registration
46.	Global Chapter 9/320/201 5-DAS	Dimapur City in Nagaland	Provisional Registration issued on 27-06-15
47.	Hindaun City Plus Cable Network 9/164/201 5-DAS	Hindaun city in Karauli district of Rajasthan	Provisional Registration issued on 07-07-15
48.	India On Demand Service Pvt. Ltd. 09/330/201 5-DAS	All Districts in Tamil Nadu	Provisional Registration issued on 03-07-15
49.	Jagiroad Cable Communication 9/517/201 5-DAS	Assam under Phase III and IV	Provisional Registration issued on 07-07-15
50.	Khanna Star Cable Network, 9/144/201 5-DAS	Himachal Pradesh	Provisional Registration issued on 03-07-15
51.	K-Net Private Limited 9/134/2014-BP&L	All cities and towns covered under Phase I, II, III	Provisional Registration issued on 03-07-15
52.	Lukup Media Pvt. Ltd 9/1 07/2014-BP&L	Banglore Pan India	Provisional Registration issued on 07-07-15 Areas revised on 21 .09.2015
53.	Madura Cables 9/31 1/2015-DAS	Perambalur, Arialur and Trichy districts of Tamil	Provisional Registration issued on 30-06-15
54.	Mandvi Dish Antenna 9/97/201S-DAS	Gujarat, Dadra Nagar Haveli, Daman &Diu under phase III & IV	Provisional Registration issued on 08-07-15
55.	Santosh Cable Network 09/380/2015-DAS	Ramgarh, Hazaribagh, Koderma, Bokaro, Dhanbad, Ranchi and Ghatra	Provisional Registration issued on 01 .07.2015
56.	Sasi Creations 09/85/201 5-DAS	Tamil Nadu under Phase III and IV,	Provisional Registration issued on 03.07.20 15
57.	VXL Digital private Limited 09/512/2015-DAS	Kolkata (phase- I), Howrah, Patna and Ranchi (Phase-II) and Phase III & IV, areas of West Bengal, Assam, Bihar, Orrisa, Sikkim, Jharkhand and Tripura	Provisional Registration issued on 27.06.2015

Annexure 5.2 (Contd.)

Sl. No.	Name of MSO	Place for which Provisional Registration was granted	Date of granted of Provisional Registration
58.	Bling Ice Network Pvt. Ltd. 9/172/2015	Shamli, Muzaffarnagar, Meerut, Saharanpur, Bijnor, Haridwar & Bagpath	Provisional Registration issued on 06.07.2015
59.	Sri Sai Vinayaka Cable Network 9/397/2015 - DAS	Andhra Pradesh for Phase II, III & IV	Provisional Registration issued on 09.07.2015
60.	Space Link 9/460/2015 - DAS	Tamil Nadu under II, III, & IV	Provisional Registration issued on 09.07.2015
61.	Shim la Satellite Cable Pvt. Ltd. 9/103/2015 - DAS	Himachal Pradesh under III & IV.	Provisional Registration issued on 13.07.2015
62.	Katni City Cable Network, 9/373/2015 - DAS	Districts of Katni, Satna, Rewa, Jabalpur, Panna, Damoh and Sagar in Madhya Pradesh	Provisional Registration issued on 13.07.2015
63.	Infiniti Television & Telecom Pvt. Ltd.	All cities and towns under Phase-I, II, III & IV	Provisional Registration issued on 13.07.2015
64.	City Cable Network 9/44/2015 - DAS	Chhattisgarh State	Provisional Registration issued on 13.07.2015
65.	Digital Cable TV Network 9/132/2014 - DAS	Keonjhar District in Odisha	Provisional Registration issued on 13.07.2015
66.	Das Broadband Digital Communication Pvt. Ltd. 9/297/2015 - DAS	Mandsaur, Neemuch, Ratlam & Ujjain district of Madhya Pradesh, and Distt, Pratapgarh & Chittaurgarh of Rajasthan	Provisional Registration issued on 13.07.2015
67.	MGV Digital Network Pvt. Ltd 9/81/2015 - DAS	Tamil Nadu under Phase III & IV	Provisional Registration issued on 13.07.2015
68.	Nakshyatra Enterprise, 9/301/2015 - DAS	Areas of entire Assam	Provisional Registration issued on 13.07.2015
69.	Subhodaya Digital Entertainment Pvt, Ltd 9/46/2013 - BP & L	Andhra Pradesh State including Greater Hyderabad Municipal corporation under phase II, III & IV	Provisional Registration issued on 13.07.2015
70.	Arasan TV & Cable Network 9/163/2014 - BP&L	Kanyakumari District in Tamil Nadu	Provisional Registration issued on 15.07.2015

Annexure 5.2 (Contd.)

Sl. No.	Name of MSO	Place for which Provisional Registration was granted	Date of granted of Provisional Registration
71.	Sagar Cable network. 9/355/2015 – DAS	Sagar Division of Madhya Pradesh under Phase III & IV	Provisional Registration issued on 21.07.2015
72.	Vidarbha Chandrapur Cable Network Pvt. Ltd 9/169/2014 – BP&L	Chandrapur District in the State of Maharashtra	Provisional Registration issued on 21.07.2015
73.	Triveni Digital 9/64/2015 – DAS	Areas in the districts of Dehradun, Tehri Garhwal, Pauri Garhwal & Uttarkashi in Uttrakhand	Provisional Registration issued on 21.07.2015
74.	Rupnarayan Cable and Broadband Services Pvt. Ltd 9/234/2015 – DAS	City/town/areas of entire West Bengal under Phase III and IV, excluding Kolkata and Town areas of Howrah	Provisional Registration issued on 21.07.2015
75.	Home Television Network Pvt. Ltd 9/162/2015 – DAS	Pan India under Phase II, III & IV	Provisional Registration issued on 21.07.2015
76.	Chhattisgarh Network 9/157/2014 – BP&L	The district of Rajgarh, Bilaspur , Raipur, Champa-Janjgir, Durg, Korba and Jashpur in Chhattisgarh	Provisional Registration issued on 21.07.2015
77.	Kalpana Cable Network 9/48/2015 – DAS	Satara district of Maharashtra State	Provisional Registration issued on 21.07.2015
78.	Cowmalaya Cable vision 9/171/2014 – BP&L	Kerala state and Coimbatore District in Tamil Nadu state	Provisional Registration issued on 21.07.2015
79.	Thriuvananthapuram Entertainment Network Pvt. Ltd 9/422/2015 – DAS	Entire Kerala	Provisional Registration issued on 21 .07.2015
80.	T- Sat Relay Centre 9/331/2015 – DAS	Phase III & IV DAS areas in Tamil Nadu	Provisional Registration issued on 21.07.2015
81.	Tirupati Communication Pvt. Ltd 9/02/2014 – BP&L	District of Nagaon, Morigaon, Sonitpur, Golaghat and Kamrup in Assam	Provisional Registration issued on 21 .07.2015

Annexure 5.2 (Contd.)

Sl. No.	Name of MSO	Place for which Provisional Registration was granted	Date of granted of Provisional Registration
82.	Bhosale Cable Network 9/73/2015 - DAS	entire Bagalkot district in Karnataka under Phase III & IV	Provisional Registration issued on 21.07.2015
83.	Subham Cable Vision 9/177/2015 - DAS	Areas in Khurdha district in Odisha	Provisional Registration issued on 21.07.2015
84.	Uttaranchal Cable Network 9/32/2014 - BP&L	Dehradun, Haridwar, TehriGarhwal, PauriGharhwal, Rudraprayag, Chamoli Garhwal and Uttarkashi district In state of Uttarakhand	Provisional Registration issued on 21.07.2015
85.	Bengal Broadband & Cable TV Services Pvt. Ltd. 9/480/2015 - DAS	PAN India under Phase- I, II, III & IV	Provisional Registration issued on 21.07.2015
86.	Rajat Sky TV, 9/466/2015 - DAS	entire Odisha under Phase III & IV	Provisional Registration issued on 17.07.2015
87.	Sri Uday Satvision Pvt. Ltd, 9/15/2014 - BPL&L	Phase III & IV areas of Prakasam and Guntur Districts of Andhra Pradesh	Provisional Registration issued on 21 .07.2015
88.	Sai Citi Cable Network 9/482/2015 - DAS	Telangana stare under Phase II, III & IV	Provisional Registration issued on 21.07.2015
89.	The Giddalur Cable Network 9/278/2015 - DAS	Prakasham and Medak Districts Andhra Pradesh And Telangana State respectively under phase III & IV	Provisional Registration issued on 22.07.20 15
90.	APK Networks 9/30/2015 - DAS	Gudalur, Pandalur, Oooty, Coonoor, Kotagiri Taluks of Nilgiris District in Tamil Nadu	Provisional Registration issued on 22.07.20 15
91.	Star Club 9/201/2015 - DAS	West Bengal & Bihar	Provisional Registration issued on 22.07.2015
92.	Shim la Broadband Pvt. Ltd 9/201/2015 - DAS	Phase III & IV of Himachal Pradesh State	Provisional Registration issued on 22.07.2015

Annexure 5.2 (Contd.)

Sl. No.	Name of MSO	Place for which Provisional Registration was granted	Date of granted of Provisional Registration
93.	Bhima Riddhi Infotainment Pvt. Ltd 9/102/2015 - DAS	Maharashtra	Provisional Registration issued on 23.07.20 15
94.	OM Systems, 9/73/2014-BP&L	Madhya Pradesh under Phase II, III, and IV	Provisional Registration issued on 27.07.2015
95.	Ganapati Digital Network, 9/12/2015 - DAS	The district of Baghpat, Shamli, Hapur, Ghaziabad, Muzaffarnagar, Bulandshahar, in Uttar Pradesh under phase III & IV	Provisional Registration issued on 27.07.20 15
96.	Y S Digital Networks Pvt. Ltd 9/99/2015 - DAS	City/town/village in the states of Andhra Pradesh and Telangana	Provisional Registration issued on 27.07.2015
97.	Sanny Digital Communications Pvt. Ltd 9/72/2015 - DAS	Telangana and Andhra Pradesh	Provisional Registration issued on 28.07.2015
98.	Sri Ayyappa Swamy Siti Cable network 9/293/2015 - DAS	Kurnool, Chittore Anantapur, Kadappa and Prakasam district of Andhra Pradesh	Provisional Registration issued on 28.07.2015
99.	Sunny Digital Home Entertainment Pvt. Ltd. 9/50/2015 - DAS	Entire Telangana and Andhra Pradesh region	Provisional Registration issued on 31 .07.2015
100.	Unity Cable Operators Network LLP 9/15/2015 - DAS	Entire Maharashtra under Phase II, III &IV,	Provisional Registration issued on 04.08.20 15
101.	World View Broadband Pvt. Ltd 9/160/2015 - DAS	Assam under Phase III & IV	Provisional Registration issued on 04.08.2015
102.	Bharath Digital Vision LLP, 9/92/2015 - DAS	Tamil Nadu which covers all the DAS notified areas of Phase-I, II, III & IV	Provisional Registration issued on 04.08.2015
103.	Shridham Cable Network 9/63/2015 - DAS	Areas in Gotegaon Tehsil in Narsingpur district of Madhya Pradesh	Provisional Registration issued on 04.08.20 15

Annexure 5.2 (Contd.)

Sl. No.	Name of MSO	Place for which Provisional Registration was granted	Date of granted of Provisional Registration
104.	Devi Cable TV Network, 9/46/2015 - DAS	Nalagonde, Mahaboob Nagar and Rangareddy Distts in the state of Telangana	Provisional Registration issued on 04.08.20 15
105.	P. digital Cable Network 9/128/2015 - DAS	IN Haryana	Provisional Registration issued on 04.08.2015
106.	Shana Satellite Vision & TTN, 9/488/2015 - DAS	Entire Tamil Nadu (excluding Chennai Metropolitan area and Coimbatore)	Provisional Registration issued on 04.08.2015
107.	Apna Cable Network Pvt. Ltd., 9/94/2015 - DAS	Entire Chhattisgarh	Provisional Registration issued on 04.08.2015
108.	Multi Star Digital LLP, 9/94/2013 - BP&L	Tamil Nadu except Chennai and Coimbatore	Provisional Registration issued on 04.08.20 15
109.	Bandikui Infotainment Services, 9/62/2015 - DAS	Distt. Dausa of Rajasthan	Provisional Registration issued on 04.08.2015
110.	Raja Network, 9/117/2015 - DAS	Areas in the districts of Raisen, Vidisha, Sehore and Narsinghpur in Madhya Pradesh	Provisional Registration issued on 04.08.2015
111.	Shri Rahul Cable Network, 9/158/2014 - BP&L	Area in the district of Nagpur, in Maharashtra under phase II, District of Nandurbar, Dhule, Jalgaon, Buldana, Akola, Washim, Amravati, Wardha, Nagpur, Bhandara, Gondiya, Gadchiroli, Chandrapur, Yavatmal, Nanded Hingoli, parbhani, Jalna, Aurangabad, Nashik, Ahmadnagar, Bid, Latur, Osmanabad, Solapur in Maharashtra under phase III and IV, District of Betul, Harda, Chhindwara, Seoni, Balaghat, East Nimar, Burhanpur in Madhya Pradesh under Phase III and IV	Provisional Registration issued on 04.08.2015

Annexure 5.2 (Contd.)

Sl. No.	Name of MSO	Place for which Provisional Registration was granted	Date of granted of Provisional Registration
112.	Nova Digital & Broadband Pvt. Ltd., 9/107/2015 – DAS	Mathura distt, Uttar Pradesh	Provisional Registration issued on 04.08.2015
113.	Shri Digital Network Pvt. Ltd, 9/233/2015 – DAS	Areas in the state of Andhra Pradesh and Telangana	Provisional Registration issued on 04.08.2015
114.	Jain Satellite 9/375/2015 – DAS	Partapgarh District of Rajasthan	Provisional Registration issued on 04.08.2015
115.	Skynel Digital Network, 9/155/2015 – DAS	Entire Tamil Nadu (except Chennai Metropolitan and Coimbatore)	Provisional Registration issued on 07.08.2015
116.	Deep Network, 9/239/2015 – DAS	Khed, Dapoli, and Mandangad areas of Distt. Ratnagiri, Maharashtra	Provisional Registration issued on 07.08.2015
117.	Star Cable Network, 9/140/2015 – DAS	Jhalawar and Baran Distircts in Rajasthan and Rajgarh and Guan Distt, in Madhya Pradesh	Provisional Registration issued on 10.08.2015
118.	Shri Badri Kedar Digital Cable Network, 9/277/2015 – DAS	Uttarakhand Phase III and IV	Provisional Registration issued on 10.08.2015
119.	Eastern Media Ltd., 9/341/2015 – BP&L	All Odisha	Provisional Registration issued on 10.08.2015
120.	Morena Cable Network 9/253/2015 – DAS	Areas of Ambah, Porsa, Bhind, Lahar, Datiya, Dabara, Gwalior, Guna, Shipuri, Shyopur, Sabalgarh, Joura and Kailaras in the state of Madhya Pradesh	Provisional Registration issued on 10.08.2015
121.	Shreeji Cable 9/86/2015 – DAS	City/town/area in the state of Gujarat under phase II, III, & IV	Provisional Registration issued on 10.08.2015
122.	JK KTV Set, 9/413/2015 – DAS	In the district of Neemuch, Mandsaur, Garoth in Madhya Pradesh and in the district of Pratapgarh, Kota, Jhalawar, Udaipur in Rajasthan	Provisional Registration issued on 10.08.2015

Annexure 5.2 (Contd.)

Sl. No.	Name of MSO	Place for which Provisional Registration was granted	Date of granted of Provisional Registration
123.	Enhance Multi Trade Pvt. Ltd., 9/169/2015 – DAS	In Madhya Pradesh under Phase-II, III, & IV	Provisional Registration issued on 10.08.2015
124.	LPS Vision Production 9/217/2015 – DAS	In the State of Mizoram	Provisional Registration issued on 11.08.2015
125.	Sri Shiridi Sai Baba International Dish Antenna, 9/363/2015 – DAS	Andhra Pradesh, Telangana, Karnataka, Tamil Nadu and Kerala for Phase II, III, IV	Provisional Registration issued on 12.08.2015
126.	Cablecast New Media Pvt. Ltd, 9/19/2015 – DAS	In Tamil Nadu	Provisional Registration issued on 12.08.2015
127.	Sun Cable Vision 9/464/2015 – DAS	In the State of Tamil Nadu (except Chennai and Coimbatore cities) and Chittoor District in Andhra Pradesh	Provisional Registration issued on 18.08.2015
128.	Raagul Sat Vision Private Limited 9/401/2015 – DAS	Tamil Nadu under Phase III & IV	Provisional Registration issued on 18.08.2015
129.	Dinesh Cable Networks 9/90/2015 – DAS	Entire Tamil Nadu	Provisional Registration issued on 18.08.2015
130.	Andaman Cable Network 9/156/2015 – DAS	Areas in the districts of South Andaman And North Middle Andaman in the U T of Andaman & Nicobar Islands	Provisional Registration issued on 18.08.2015
131.	Krishna Teja Digital Cable Network 9/450/2015 – DAS	Areas in Municipal Corporation and Municipalities in state of Andhra Pradesh under Phase III	Provisional Registration issued on 18.08.2015
132.	Shree Rajrajeshwar Communications 9/36/2015 – DAS	Maharashtra, Telangana, Madhya Pradesh, Chhattisgarh and Andhra Pradesh	Provisional Registration issued on 18.08.20 15

Annexure 5.2 (Contd.)

Sl. No.	Name of MSO	Place for which Provisional Registration was granted	Date of granted of Provisional Registration
133.	C32 Cable Net Pvt. Ltd 9/531/2015 – DAS	PAN India	Provisional Registration issued on 18.08.2015
134.	Reachnet Cable Services Pvt. Ltd 9/254/2015 – DAS	PAN India	Provisional Registration issued on 18.08.2015
135.	Nagai Cable TV Communication Pvt. Ltd 9/455/2015 – DAS	Tamil Nadu state Including the district of Nagapattinam Under Phase III & IV	Provisional Registration issued on 18.08.20 15
136.	Ram Net Com, 9/151/2014 – BP&L	In the district of Kurnool, Ananthapur in Andhra Pradesh, District of Mahabubnagar in Telangana	Provisional Registration issued on 18.08.2015
137.	Vajras Digital Netcom Private Limited 9/152/2015 – DAS	In the state of Tamil Nadu (except Chennai and Coimbatore cities)	Provisional Registration issued on 19.08.2015
138.	Classic Digital Network 9/442/2015 – DAS	Areas of all India under Phase I, II, III, & IV	Provisional Registration issued on 19.08.2015
139.	Sai Cable TV Network 9/265/2015 – DAS	In the district of Cutack, Jagatsingpur, and Jajpur Odisha	Provisional Registration issued on 20.08.2015
140.	Sri Vaishnavi Communication 9/305/2015 – DAS	In the state of Tamil Nadu	Provisional Registration issued on 20.08.2015
141.	Sharma Cable Network 9/329/2015 – DAS	In Lalsot, Didwana, Mandawari & Ramgadh areas of district Dausa in Rajasthan	Provisional Registration issued on 20.08.2015
142.	TJ Cable Network 9/411/2015 – DAS	Nadia and North 24 Parganas district in West Bengal	Provisional Registration issued on 20.08.2015
143.	Alwar telelink Pvt. Ltd 9/308/2015 – DAS	Areas in the district of Alwar In Rajasthan	Provisional Registration issued on 20.08.2015
144.	TTV Cable Network, 9/324/2015 – DAS	In District Angul and Dhenkanal in the state of Odisha	Provisional Registration issued on 20.08.2015

Annexure 5.2 (Contd.)

Sl. No.	Name of MSO	Place for which Provisional Registration was granted	Date of granted of Provisional Registration
145.	Abhishek Cable Network 9/327/2015 – DAS	Belgaum, Bagalkot, Bijapur Districts in the state of Karnataka and Kolhapur, Sangli Districts of Maharashtra	Provisional Registration issued on 20.08.2015
146.	Kashmir Digital Entertainment Network 9/476/2015 – DAS	In the Municipal council of Baramulla in Jammu & Kashmir	Provisional Registration issued on 20.08.20 15
147.	Guild Digital Network Pvt. Ltd	Madurai District in Tamilnadu	Provisional Registration issued on 25.08.2015
148.	South Star Digital Network Private Limited	Phase III and IV of Tamil Nadu State	Provisional Registration issued on 31 .08.2015
149.	Digiana Projects Private Limited 9/412/2015 – DAS	Areas in the State of Madhya Pradesh, Chhattisgarh, Rajasthan, Odisha, Uttarakhand	Provisional Registration issued on 31.08.2015
150.	Friends Digeer Com Private Limited 9/16/2015 - DAS	Erode, Tiruppur, Coimbatore, Nilgiris and Nammakal Districts in the State of Tamil Nadu	Provisional Registration issued on 31.08.2015
151.	Grameena Digital Cable TV Network Pvt. Ltd. 9/134/2015 – DAS	Phase – III and Phase IV in Telanagana and Andhra Pradesh States	Provisional Registration issued on 31.08.2015
152.	Next Generation CDN PVT Ltd. 9/415/2015 – DAS	In the state of Maharashtra, Goa, Rajasthan, Gujarat, Andhra Pradesh, Karnataka, Delhi NCR, Uttaranchal, Odhisa, Uttar Pradesh and Madhya Pradesh	Provisional Registration issued on 03.09.2015
153.	Vizianagar Citi Communication Pvt. Ltd. 9/3/2014 – BP&L	In District Vizianagaram, Srikakulam and Visakhapatnam in the state of Andhra Pradesh	Provisional Registration issued on 03.09.2015
154.	Jagtial Master Channel Communications 9/113/2015 – DAS	Karimnagar District in the State of Telangana under Phase III & IV	Provisional Registration issued on 04.09.20 15

Annexure 5.2 (Contd.)

Sl. No.	Name of MSO	Place for which Provisional Registration was granted	Date of granted of Provisional Registration
155.	Good Media News Pvt. Ltd, 9/50/2014 – BP&L	Himachal Pradesh	Provisional Registration issued on 04.09.2015
156.	Elegant Digital Cable Pvt. Ltd, 9/108/2015 – DAS	Entire Rajasthan under Phase III & IV	Provisional Registration issued on 04.09.2015
157.	Sri Sai Digital communications, 9/52/2015 – DAS	In entire DAS notified areas in the state of Telangana & Andhra Pradesh	Provisional Registration issued on 21.09.2015
158.	Rainbow Digi Link Private Limited 9/115/2015 – DAS	In the entire DAS notified areas in Kanyakumari and Tirunelveli District in the the state of Tamil Nadu	Provisional Registration issued on 21.09.2015
159.	INB Telecast Pvt. Ltd., 9/419/2015 – DAS	PAN India	Provisional Registration issued on 21 .09.2015
160.	Shri Ram TV Network, 9/459/2015 – DAS	In the state of Madhya Pradesh	Provisional Registration issued on 21.09.2015
161.	Sristi 9/371/2015 – DAS	Areas in the district of West Tripura, Sipahijala, Khowal and Dhalai in the state of Tripura	Provisional Registration issued on 21 .09.2015
162.	City Channel, 9/118/2015 – DAS	Entire district of Sirohi in the state of Rajasthan	Provisional Registration issued on 21 .09.2015
163.	Shiv Shakti Cable 9/522/2015 – DAS	District of Surendranagar and Ahmedabad in Gujarat	Provisional Registration issued on 21.09.2015
164.	Digital Cable TV Network 9/323/2015 – DAS	Areas in the districts of Balasore and Mayurbhanj in the state of Odisha	Provisional Registration issued on 21.09.2015
165.	Cooch Behar Cable Operators Network Pvt. Ltd	Cooch Behar, Alipur Duar, Darjeeling, Jalpaiguri and Maida district in the State of West Bengal	Provisional Registration issued on 21 .09.2015
166.	Haldia CableNet Services Pvt. Ltd 9/390/2015 – DAS	East Midnapore District in the State of West Bengal	Provisional Registration issued on 21.09.2015

Annexure 5.2 (Contd.)

Sl. No.	Name of MSO	Place for which Provisional Registration was granted	Date of granted of Provisional Registration
167.	Kollam Cable Private Limited 9/507/2015 – DAS	In Kollam District of Kerala	Provisional Registration issued on 21 .09.2015
168.	Silver Sat 9/139/2014 – BP&L	Puducherry State and Villupuram & Cuddalore district in Tamil Nadu state	Provisional Registration issued on 21.09.2015
169.	Maa Kanaka Durga Vision Point, 9/529/2015 – DAS	The district of Ganja in Odisha	Provisional Registration issued on 21 .09.2015
170.	New Tehri Cable Network 9/110/2015 – DAS	In the state of Uttarakhand under phase III& IV	Provisional Registration issued on 21 .09.2015
171.	Ashoka Cable Network, 9/471/2015 – DAS	Areas of entire state of Madhya Pradesh under Phase III & IV	Provisional Registration issued on 21.09.2015
172.	Sai Cable Network, 9/447/2015 – DAS	In the districts of Kasganj, Etah, Farrukhabad and Badaun in the state of Uttar Pradesh	Provisional Registration issued on 22.09.2015
173.	Kodada Communication Networks 9/148/2014 - DAS	Districts of Nalagonda and Khammam in Telangana and Krishna districts in Andhra Pradesh	Provisional Registration issued on 24.09.20 15

Note: Permitted areas of operation revised for Sl. No 21, 52. Permanent Registration issued for Sl. No 40.

Annexure 5.3: List of Pay Channels as reported to TRAI

Sl. No.	Name of the broadcaster	Sl. No	Name of the channel
1	M/s 9X Media Private Limited	1	9X Jalwa
		2	9X Jhakaas
		3	9XM
		4	9XO
2	M/s AETN 18 Media Pvt Limited	5	The History Channel
3	M/s Asianet Communications Limited	6	Asianet
		7	Asianet Plus
		8	Suvarna
		9	Asianet Movies
10	Suvarna Plus		
4	M/s Azalia Broadcast Private Limited	11	Big Thrill (Earlier name Big RTL Thrill")
5	M/s B4U Television Network India Ltd	12	B4U Movies
6	M/s Bangla Entertainment Private Ltd	13	AATH
7	M/s BBC Global News India Private Ltd	14	BBC World News
8	M/s Bennett, Coleman & Company Limited	15	Zoom
		16	Romedy Now
		17	Movies Now + (Earlier name " Romedy Now +")
9	M/s Business Broadcast News Pvt Ltd	18	zee
10	M/s Celebrities Management Pvt Limited	19	Travel XP HD (Earlier name "Travel XP")
11	M/s Dakshin Media Gaming Solutions Pvt Ltd	20	Ten Cricket (earlier name "Play TV")
12	M/s Discovery Communications India	21	Animal Planet
		22	Discovery Channel
		23	Discovery Channel – Tamil
		24	Discovery Kids Channel
		25	Discovery Science
		26	Discovery Turbo
		27	ID Investigation Discovery
		28	Discovery HD World (earlier name "Discovery HD")
		29	Animal Planet HD World (earlier name "Discovery Home and Health")
		30	TLC HD world (earlier name "Military Channel")
		31	TLC

Annexure 5.3 (contd.)

Sl. No.	Name of the broadcaster	Sl. No	Name of the channel
13	E-24 Glamour Limited	32	E 24
14	M/s Eenadu Televisoin Private Limited	33	ETV Telugu
		34	ETV Andhra Pradesh (earlier name "ETV-2")
		35	ETV- Telangana (earlier name "ETV-3")
15	M/s EPIC Television Networks Pvt Ltd	36	EPIC TV
16	M/s Fox Channels (India) Private Limited	37	Nat Geo Wild
		38	Nat Geo People (Earlier name "Nat Geo Adventure")
		39	National Geographic HD
		40	Nat Geo Music (HD Distribution)
		41	Nat Geo Wild HD
		42	Nat Geo People HD (Earlier name "Nat Geo Adventure HD")
		43	Baby TV (HD Distribution)
17	M/s Genx Entertainment Limited	44	UTV Bindass
		45	UTV Action
18	M/s IBN Lokmat News Private Ltd	46	IBN Lokmat
19	M/s MAA Television Network Limited	47	MAA Gold (Earlier name "MAA Junior")
		48	MAA Movies (Earlier name "MAA Pooja")
		49	MAA Music
		50	MAA TV
20	M/s Mavis Satcom Limited	51	J Movies
		52	Jaya Max
		53	Jaya Plus
		54	Jaya TV
21	M/s Media Content and Communications Services India Pvt Ltd	55	ABP Ananda
		56	ABP Majha
22	M/s MGM Programming Services India Pvt Ltd	57	Animax
23	M/s Multi Screen Media Private Limited	58	AXN
		59	SET MAX
		60	MIX
		61	SAB
		62	SONY Entertainment Channel (SET)
		63	PIX
		64	SIX
		65	MAX 2 (Earlier name "MAX HD")
		66	PAL (Earlier Name "SAB HD")
		67	SET HD
		68	SIX HD
		69	PIX HD
70	NDTV Good Times		

Annexure 5.3 (contd.)

Sl. No.	Name of the broadcaster	Sl. No	Name of the channel
24	M/s NDTV Life style Limited	71	NEO Prime (Earlier name "Neo Cricket")
25	M/s Neo Sports Broadcast Pvt Limited	72	Neo Sports
		73	NDTV 24*7
26	M/s New Delhi Television Limited	74	NDTV India
		75	NDTV Profit
		76	Fox Life (earlier name "Fox Traveller")
27	M/s NGC Network (India) Pvt Limited	77	National Geographic Channel (NGC)
		78	Fox Life HD (Earlier name "Fox Traveller HD")
		79	Prarthana
28	M/s Odisha Television Limited	80	Tarang
		81	Tarang Music
		82	Alankar
		83	ETV Bihar Jharkhand
29	M/s Panorama Television Private Limited	84	ETV MP Chattisgarh
		85	ETV Rajasthan
		86	ETV Uttar Pradesh Uttarachal
		87	ETV Urdu
		88	ETV News Kannada
		89	ETV News Bangla
		90	ETV Haryana / Himanchal Pradesh
		91	ETV News Odia
		92	ETV News Gujarati
		93	9X Tashan (Earlier name "Purvaiya")
30	M/s Paul Entertainments Pvt Limited	94	ETV Bangla
31	M/s Prism Television Private Limited	95	ETV Gujarati
		96	ETV Kannada
		97	ETV Marathi
		98	ETV Oriya
		99	Raj Musix Kannada
32	M/s Raj Television Network Limited	100	Raj Digital Plus
		101	Raj Musix
		102	Raj News
		103	Raj TV
		104	Vissa TV
		105	BIG MAGIC
33	M/s Reliance BIG Broadcasting Pvt Limited	106	Big Magic Ganga (Earliar name "Big Magic Bihar")
		107	Sahara Filmy
34	M/s Sahara India Commercial Corporation Ltd	108	Sahara One
		109	Sarthak TV

Annexure 5.3 (contd.)

Sl. No.	Name of the broadcaster	Sl.No	Name of the channel
35	M/s Sarthak Entertainment Pvt Ltd	110	Mega 24
36	M/s Silverstar Communications Limited	111	Mega Musiq
		112	Mega TV
		113	Channel (V)
37	M/s Star India Private Limited	114	Star Sports 4 (Earlier name of "ESPN")
		115	FX
		116	Life Ok (earlier name "Star One")
		117	Movies OK (earlier name "Gold Action")
		118	Star Sports 3 (Earlier name of "Star Cricket")
		119	Star Gold
		120	Star Jalsha
		121	Star Movies
		122	Star Movies Action
		123	Star Plus
		124	Star Pravah
		125	Star Sports 1(Earlier name "Star Sports")
		126	Star Sports 2
		127	Star World
		128	Jalsha Movies (Earlier name "Star Bengali")
		129	Star Sports HD 2 (Earlier name of "ESPN HD")
		130	Star Sports HD 1 (Earlier name of "Star Cricket HD")
		131	Life Ok HD
		132	Star Gold HD
		133	Star Movies HD
		134	Star Plus HD
		135	Star Sports HD 3
		136	Star Sports HD 4
		137	Star World Premiere HD
		138	Star World HD
		139	Star Movie Select HD
140	Adithya TV		
38	M/s SUN TV Network Limited	141	Chintu TV
		142	Chutti TV
		143	Gemini Comedy
		144	Gemini Life
		145	Gemini Movies
		146	Gemini Music
		147	Gemini News
		148	Gemini TV
		149	K TV

Annexure 5.3 (contd.)

Sl. No.	Name of the broadcaster	Sl.No	Name of the channel
		150	Kiran TV
		151	Kushi TV
		152	SUN Life
		153	Sun Music
		154	Sun News
		155	Surya Music (Earlier name "Sun News English")
		156	SUN TV
		157	SUN TV RI
		158	Surya TV
		159	Udaya Comedy
		160	Udaya Movies
		161	Udaya Music
		162	Udaya News
		163	Udaya TV
		164	Kochu TV
		165	Sun TV HD
		166	KTV HD
		167	Sun Music HD
		168	Gemini TV HD
		39	M/s Taj Television India Private Limited
170	Gemini Action		
171	Surya Action		
172	Suriyan Tv		
173	Ten Action		
39	M/s Taj Television India Private Limited	174	Ten Sports
		175	Ten Golf
		176	Ten HD
		177	ET NOW
40	M/s Times Global Broadcasting Company Ltd	178	Times Now
		179	Food Food TV
41	M/s Turmeric Vision Private Limited	180	Cartoon Network
42	M/s Turner International India Pvt Ltd	181	CNN International
		182	HBO
		183	POGO
		184	Toonami (Earlier name "Boomerang")
		185	WB
		186	HBO Hits HD
		187	HBO Defined HD
		188	CNN-IBN
		43	M/s TV 18 Broadcast Limited
190	CNBC Bazaar		
191	CNBC TV 18 Prime HD		

Annexure 5.3 (contd.)

Sl. No.	Name of the broadcaster	Sl. No.	Name of the channel
		192	CNBC Awaaz
		193	CNBC TV 18
		194	Aaj Tak
44	M/s TV Today Network Limited	195	Delhi Aaj Tak
		196	Headlines Today
		197	Aaj Tak Tez
		198	Hungama TV
45	M/s United Home Entertainment Pvt Ltd	199	Disney Junior (Earlier name "UTV Comedy")
46	M/s UTV Entertainment Television Ltd	200	UTV Movies
		201	UTV World Movies
		202	Bindass Play (Earlier name "UTV Stars")
		203	Colors
47	M/s Viacom 18 Media Private Limited	204	Comedy Central
		205	MTV
		206	NICK
		207	Nick Jr / Teen Nick
		208	SONIC
		209	VH 1
		210	Colors HD
		211	Colors Infinity HD
		212	Colors Infinity
		213	MTV Indies
		214	Vijay TV
48	M/s Vijay Television Pvt Limited	215	24 Ghanta
49	M/s Zee Akaash News Private Limited	216	Zee ETC Bollywood (Earlier name "Zee Bollywood")
50	M/s Zee Entertainment Enterprises Limited	217	Action Cinema
		218	Zee Bangla Cinema
		219	Zee Café
		220	Zee Cinema
		221	Classic Cinema
		222	Zee Salaam
		223	Zee Smile
		224	Zee Studio
		225	Zee Talkies
		226	Zee TV
		227	Zing
		228	Zindagi
		229	& Picture
		230	Zee Q
		231	Zee Khana Khazana
		232	Zee TV HD

Annexure 5.3 (contd.)

Sl. No.	Name of the broadcaster	Sl. No.	Name of the channel
		233	Zee Cinema HD
		234	Zee Studio HD
		235	Zee Bangla
		236	Zee Marathi
		237	& TV
		238	& TV HD
		239	& Pictures HD
		240	Zee Café HD
		241	Zee 24 Taas
51	M/s Zee Media Corporation Limited	242	Zee Kalinga (Earlier name "Zee 24 Ghantalu)
		243	Zee Business
		244	Zee Kannada
		245	Zee News
		246	Zee Punjab Haryana Himachal (Earlier name "Zee Punjabi")
		247	Zee Telugu
		248	Zee Madhya Pradesh Chattisgarh
		249	Zee Marudhara (Earlier name "Zee Rajasthan Plus")
52	M/s Zoom Entertainment Network Limited	250	Movies Now
53	M/s The Walt Disney Company (India) Pvt Limited	251	Disney XD (Earlier name "Toon Disney")
		252	The Disney Channel
54	M/s AXN Networks India Private Limited	253	SONY KIX
		254	AXN HD

Annexure 5.4: List of 86 existing cities with operational FM Radio channels in India

S.No.	Name of City	Category	Number of operational channels
1	Agartala	D	1
2	Agra	B	2
3	Ahmedabad	A	5
4	Ahmednagar	C	2
5	Aizwal	D	1
6	Ajmer	C	2
7	Akola	C	1
8	Aligarh	C	1
9	Allahabad	B	2
10	Amritsar	B	3
11	Asansol	B	2
12	Aurangabad	C	2
13	Bareilly	C	2
14	Bengaluru	A	7
15	Bhopal	B	4
16	Bhubaneswar	C	3
17	Bikaner	C	1
18	Bilaspur	C	1
19	Chandigarh	C	2
20	Chennai	A+	8
21	Coimbatore	B	4
22	Delhi	A+	8
23	Dhule	C	1
24	Gangtok	D	3
25	Gorakhpur	C	1
26	Gulbarga	C	1
27	Guwahati	C	3
28	Gwalior	C	4
29	Hissar	D	3
30	Hyderabad	A	4
31	Indore	B	4
32	Itanagar	D	1
33	Jabalpur	B	4
34	Jaipur	A	5
35	Jalandhar	C	4

Annexure 5.4 (Contd.)

S.No.	Name of City	Category	Number of operational channels
36	Jalgaon	C	2
37	Jammu	C	1
38	Jamshedpur	B	3
39	Jhansi	C	1
40	Jodhpur	C	3
41	Kannur	C	4
42	Kanpur	A	3
43	Karnal	D	2
44	Kochi	B	3
45	Kolhapur	C	2
46	Kolkata	A+	9
47	Kota	C	3
48	Kozhikode	C	2
49	Lucknow	A	3
50	Madurai	B	3
51	Mangalore	C	3
52	Mumbai	A+	7
53	Muzaffarpur	C	1
54	Mysore	C	2
55	Nagpur	A	4
56	Nanded	C	1
57	Nasik	C	2
58	Panaji	D	3
59	Patiala	C	3
60	Patna	B	1
61	Puducherry	C	3
62	Pune	A	4
63	Raipur	C	4
64	Rajahmundry	C	1
65	Rajkot	B	3
66	Ranchi	C	4
67	Rourkela	C	2
68	Sangli	C	2
69	Shillong	D	1
70	Shimla	D	3
71	Sholapur	C	2
72	Siliguri	C	3
73	Srinagar	C	1

Annexure 5.4 (Contd.)

S.No.	Name of City	Category	Number of operational channels
74	Surat	A	4
75	Thiruvananthapuram	C	4
76	Thrissur	C	4
77	Tiruchy	C	2
78	Tirunelveli	C	2
79	Tirupati	C	2
80	Tuticorin	C	2
81	Udaipur	C	3
82	Vadodra	B	4
83	Varanasi	B	3
84	Vijayawada	B	2
85	Vishakapatnam	B	4
86	Warrangal	C	1
Total			243

Source: Ministry of Information & Broadcasting (MIB)

Annexure 5.5 : List of pay DTH Operators

- 1. M/s. Tata Sky Ltd.,**
3rd Floor, C-1, Wadia International Centre (Bombay Dyeing)
Pandurang Budhkar Marg, Worli,
Mumbai – 400 025
Tel: 022-6613 3000
Fax-022-6613 3030
Website : www.tatasky.com

- 2. M/s Dish TV India Ltd.**
FC-19, Sector-16A, Film City,
Noida-201301
Tel: 91-120-2467005 / 2467000
Fax: 91-120-4357082
Website : www.dishtv.in

- 3. SUN Direct TV(P) Ltd.**
Murasoli Maran Towers, 73, MRC Nagar,
Main Road, MRC Nagar, Chennai – 28
PH: 044-44676767, Fax No 044-40679191
Website : www.sundirect.in

- 4. Bharti Telemedia Ltd.**
Airtel Centre, Plot No 16,
Udyog Vihar Phase IV, ,
Gurgaon – 122 015
Ph: 0124-4222222
Fax : 0124-4248063
Website : www.airtel.in

- 5. Reliance Big TV Pvt. Ltd.**
3rd Floor, A-Wing,
Reliance Centre, Maharaja Ranjit Singh Marg,
New Delhi – 110 002
Ph: 011-30331012
Fax : 011-30331781
Website : www.rcom.co.in

- 6. M/s Videocon d2h Limited
(Formerly Bharat Business Channel Limited)**
Plot No 1D, Udyog Vihar Industrial Area,
Surajpur, Greater NOIDA,
Distt, Gautam Budh Nagar- 201 306
Ph: 0120-6141000
Fax : 0120-6141250
Website : www.vedeocond2h.com

**Annexure 5.6: List of permitted teleports as downloaded from the website of
Ministry of Information & Broadcasting**

Sr. No	Name of Teleport	Address	Location	Date of Permission
1	TV TODAY NETWORK LIMITED	TV TODAY NETWORK LIMITED FC-8, SECTOR-16A, NOIDA(UP)	NEW DELHI	22-Nov-2000
2	SUN TV LTD.	R S NO. 4288/72, 73 & 116, BLOCK NO. 94, MRC NAGAR CHENNAI-600018	CHENNAI	12-Mar-01
3	ENTERTAINMENT TELEVISION NETWORK PVT. LTD	7B, SHAH INDUSTRIAL ESTATE, OFF VEERA DESAI ROAD, ANDHERI W , MUMBAI-400053	MUMBAI	23-May-01
4	USHODAYA ENTERPRISES LTD.	6-3-570, EENADU COMPLEX, SOMAJIGUDA, HYDERABAD- 500082	HYDERABAD	23-May-01
5	ESSEL SHYAM COMMUNICATION LIMITED	C-34, SECTOR-62, ELECTRONIC CITY, NOIDA-201307	NOIDA	3-Sep-01
6	ASIANET INFRASTRUCTURE PVT. LTD.	ASIANET STUDIO/COMPLEX, PULIYARAKONAM P.O. THIRUVANANTHAPURAM KERALA	THIRUVANANTHAPURAM	17-Oct-01
7	ESSEL SHYAM COMMUNICATION LTD	C-34, ELECTRONIC CITY, SECTOR-62, NOIDA-201307	NOIDA-2	7-Feb-02
8	SAHARA SANCHAR LIMITED	SAHARA INDIA COMPLEX, C-2, C-3, SECTOR-XI NOIDA-201301	NOIDA	12-Feb-02
9	TELEVISION EIGHTEEN INDIA LIMITED	VIDEOCON TOWER, E-1 RANI JHANSI ROAD, JHANDEWALAN EXTN., NEW DELHI-110055	NEW DELHI	18-Mar-02
10	NEW DELHI TELEVISION LTD. (NDTV)	ARCHANA COMPLEX, GREATER KAILASH-I, NEW DELHI-110048	NEW DELHI	11-Jun-02
11	INDIAVISION COMMUNICATIONS LTD.	SATELLITE TATU'S TOWER, 32/1787, PADIVATTOM, NH BY-PASS ROAD, KOCHI (KERALA) 682024	KOCHI -KERALA	7-Nov-02
12	NOIDA SOFTWARE TECHNOLOGY PARK LTD.	B-23-25, POCKET-C, SURAJPUR INDUSTRIAL AREA, GREATER NOIDA(U.P)	GREATER NOIDA	27-Jan-03
13	DISH TV INDIA LIMITED (Formerly known ASC Enterprises Ltd.)	FC-19, SECTOR-16A, NOIDA- 201301 (U.P.)	NOIDA	2-Apr-03
14	POSITIVE TELEVISION PVT. LTD.	7 C, DOCTORS LANE, GOL MARKET, NEW DELHI-110001	GUWAHATI	9-Jun-03
15	CHANNEL GUIDE INDIA LTD.	BOKADIA MANSION, 3RD FLOOR,229, PRINCESS STREET, MUMBAI	MUMBAI	15-Sep-03
16	INDIASIGN PVT. LTD.	A-49, SECTOR-18, ELECTRONICS CITY, HARTRON COMPLEX, GURGAON(HARYANA)	GURGAON	18-Nov-03
17	ASSOCIATED BROADCASTING PVT. LTD.	CO.NO.97, ROAD NO.3, BANJARA HILLS, HYDERABAD- 500034	HYDERABAD	24-Nov-03
18	AV ENTERTAINMENT PVT. LTD.	240, ZONE-I, M.P.NAGER, BHOPAL(M.P)	BHOPAL	15-Dec-03

Annexure 5.6 (Contd.)

Sr.No	Name of Teleport	Address	Location	Date of Permission
19	TELEVISION EIGHTEEN INDIA LIMITED	EMPIRE COMPLEX, 414, SENAPATI BAPAT MARG, LOWER PAREL, MUMBAI-400013	MUMBAI	19-Mar-04
20	AMRITA ENTERPRISES PVT. LTD.	TCNO.15/1069, AMRITA, GANDHI NAGER, VAZHUTHANCADU, THIRUVANANTHAPURAM-695014	THIRUVANANTHAPURAM	20-Apr-04
21	MAVIS SATCOM LIMITED	NO.48 NP, JAWAHARLAL NEHRU ROAD, EKKATUTHANGAL, CHENNAI-600092	CHENNAI	22-Apr-04
22	TATA COMMUNICATIONS LTD.VSNL	VSNL, TECHNICAL COMPLEX, SDF BUILDING, SALT LAKE, KOLKATTA-700091	KOLKATTA	14-May-04
23	TATA COMMUNICATIONS LTD. VSNL	VSNL, VSB, KAKKANAD, THIRKKAKARA, ERNAKULAM, COACHIN-682030	COCHIN	14-May-04
24	TATA COMMUNICATIONS LTD., VSNL,	THIRUVELLUVAR SATELLITE VSNL EARTH STATION, REDHILLS ROAD, AMBATTUR, CHENNAI-600053	CHENNAI	14-May-04
25	TATA COMMUNICATIONS LTD., VSNL	VSNL, VSB, BANGLA SAHAB ROAD, NEW DELHI-110001	NEW DELHI	14-May-04
26	TATA COMMUNICATIONS LTD., VSNL	VSNL,VSB, FORT, MG ROAD, MUMBAI-400001	MUMBAI	14-May-04
27	LAMHAS SATELLITE LTD.	SERVICES 161, TOWER-I, INTERNATIONAL INFOTECH PARK, VASHI, NAVI MUMBAI	MUMBAI	10-Aug-04
28	MALAYALAM COMMUNICATIONS LTD.	MALAYALAM COMMUNICATIONS LTD. CHANDRAGIRI 61, VIKRAMPURAM HILLS,KOWDIAR P.O., THIRUVANANTHAPURAM-695003	THIRUVANANTHAPURAM	22-Dec-04
29	SANSKAR INFO TV PVT. LTD.	B-10, MELKAY BUILDING, OPP. MAROL TELEPHONE EXCHANGE, CENTRAL ROAD, MIDC, ANDHERI E, MUMBAI-400093	MUMBAI	23-Feb-05
30	BENNETT COLEMAN AND CO. LTD.	BENNETT, COLEMAN & CO. LTD., THE TIMES OF INDIA BUILDING, DR. D.N ROAD, MUMBAI-400001	MUMBAI	2-May-05
31	SENIOR MEDIA LTD.	SENIOR MEDIA LTD NO.3, SIRI FORT ROAD, NEW DELHI-49	NEW DELHI	5-May-05
32	LOK PRAKASHAN LTD.	LOK PRAKASHAN LTD. 57 CHOWRINGHEE ROAD, HORIZON, 3RD FLOOR, KOLKATA-700071	AHMEDABAD	6-May-05
33	CALCUTTATELEVISION NETWORK PVT. LTD.	CALCUTTA TELEVISION NETWORK PVT. LTD. 89 M.B.ROAD BIRATI, KOLKATA-70051	KOLKATA	22-Aug-05
34	KOHINOOR CORPORATION LTD.	BROADCASTING KOHINOOR BROADCASTING CORPORATION LTD. TAGORE COMPLEX, MODEL TOWN, PATIALA-147001, PUNJAB	RAJPURA - PUNJAB	9-Sep-05

Annexure 5.6 (Contd.)

Sr.No	Name of Teleport	Address	Location	Date of Permission
35	TELEVISION EIGHTEEN INDIA LIMITED	VIDEOCON TOWER, E-1 RANI JHANSI ROAD, JHANDEWALAN EXTN., NEW DELHI-110055	NOIDA	14-Sep-05
36	KAMYAB TV PVT. LTD. (Formerly known as MD TV Pvt. Ltd.)	KAMYAB TV PVT. LTD. 168, EKAMRA MARG, UNIT-6 BHUBANESWER-751001	BHUBANESHWER	30-Sep-05
37	KASTURI MEDIA PVT. LTD.	KASTHURI MEDIAS PVT. LTD. NO.286, 3RD MAIN ROAD, J.P. NAGER, BANGLORE-560078	BANGALORE	10-Nov-05
38	SST MEDIA PVT. LTD.	57 J.L NEHRU ROAD HORIZON, 3RD FLOOR, KOLKATA-700071	KOLKATA	30-Nov-05
39	ESSEL SHYAM COMMUNICATION LTD.	ROYAL PALAMS, SURVEY NO. 169, NEAR UNIT 26, AAREY MILK COLONY GOREGAON EAST, MUMBAI- 400065	MUMBAI	2-Dec-05
40	MM TV LTD.	MM TV LTD. POST BOX NO. 106, KANDATHIL VARGHESE MAPPILLAI MEMORIAL SOCIETY BUILDING K.K.ROAD, KOTTAYAM-686001, KERALA	ALAPUZZA	2-Mar-06
41	IN CABLENET ANDHRA LTD.	IN CABLENET ANDHRA LTD. 98, OM PLAZA, DOMALGUDA, HYDERABAD-500029	HYDERABAD	9-Mar-06
42	INDRA TELEVISION LTD.	INDRA TELEVISION LTD. MEGA CITY NO. 338, ROAD NO.3, ARORA COLONY BANJARA HILLS HYDERABAD-500034	HYDERABAD	7-Jun-06
43	SUN TV LTD.	R S NO. 4288/72,73 & 116, BLOCK NO. 94, MRC NAGAR CHENNAI-600018	CHENNAI	14-Jul-06
44	MEDIA CONTENT AND COMMUNICATION INDIA PRIVATE LIMITED	DLF CNTRE, 7TH FLOOR, 4 SNANSAD SERVICESMARG, NEW DELHI-110001	NOIDA	20-Sep-06
45	TATA SKY LIMITED	TATA SKY LTD. 3RD FLOOR,C-1, WADIA INTERNATIONAL CENTRE BOMBAY DYEING, PANDURANG BUDHAR MARG, WORLI, MUMBAI-400025	NEW DELHI	20-Sep-06
46	SATISH SUGERS LTD.	VAISHNAVI BHAVANA, 89/1, 1ST A MAIN ROAD, INDUSTRIAL SUBRUB, 2ND STAGE, YESHWANTHPUR, BANGLORE-560022	BANGALORE	26-Sep-06
47	SHITAL FIBRES LTD.	SHITAL FIBRES LTD. A-17, FOCAL POINT EXTENSION, P.O.BOX NO. 407 AND 449, JALLANDHAR-144004	JALANDHAR	29-Sep-06
48	MH ONE TV NETWORK LTD.	MH ONE TV NETWORK LTD. 2,SSI INDUSTRIAL AREA, GT KARNAL ROAD, DELHI-33	DELHI	23-Nov-06
49	STV ENTERPRISES LTD.	268 MASJID KOTH, NEAR UDAI PARK MARKET, NEW DELHI-110049	NEW DELHI	11-Jan-07
50	AIRR X MEDIA LTD.	502 ASHWIN ATHWA LINES SURAT GUJARAT	SURAT	13-Mar-07

Annexure 5.6 (Contd.)

Sr.No	Name of Teleport	Address	Location	Date of Permission
51	BROADCAST EQUIPMENTS INDIA PVT. LTD.	370-371/2, FIRST FLOOR, HOSPITAL ROAD, JANGPURA, NEW DELHI-110014	NEW DELHI	21-May-07
52	WINNING COMMUNICATIONS LTD.	EDGEWINNING EDGE COMMUNICATIONS LTD. 301, SWARNA JAYANTHI COMPLEX, AMEERPET, HYDERABAD-500038	HYDERABAD	25-May-07
53	INDIASIGN PVT. LTD.	GL-34/1 SALLAKE ELECTRONIC COMPLEX SECTOR-5, KOLKATTA WEST BANGAL	KOLKATA	15-Jun-07
54	INDIASIGN PVT. LTD.		CHENNAI	15-Jun-07
55	RACHANA TELEVISION PVT. LTD.	PLOT NO. 564-A-19-III, ROAD NO.92, JUBILEE HILLS, HYDERABAD-500033	HYDERABAD	15-Jun-07
56	ORTEL COMMUNICATIONS LTD.	ORTEL COMMUNICATIONS LTD. B-7/122 A, SAFDARJUNG ENCLAVE, NEW DELHI-110029	BHUBANESHWER	25-Jun-07
57	SOWBHAGYA EXPORTS LTD.	SOWBHAGYA EXPORTS LTD. 77/14 SKD NAGER, SRINAGER COLONY HYDERABAD-500073 ANDHRA PRADESH	HYDERABAD	4-Jul-07
58	ESSEL SHYAM COMMUNICATION LTD.	C-138, NARAINA INDUSTRIAL AREA-I, AROOR NEW DELI-28	KERALA	5-Jul-07
59	PRAGYA VISION PVT. LTD.	FC-13, SECTOR 16A, FILM CITY, NOIDA-201301	NOIDA	5-Sep-07
60	BRAHMAPUTRA TELE-PRODUCTIONS PVT. LTD.	13 TH MILE TAMULIKUCHI BYRNIHAT RI -BHOI MEGHALAYA	GUWAHATI	25-Sep-07
61	G. NEXT MEDIA PVT. LTD.	78, OKHALA INDUSTRIAL ESTATE PHASE-III, NEW DELHI-110020	NEW DELHI	5-Oct-07
62	INDIASIGN PVT. LTD.	1343, ROAD NO. 67, JUBILEE HILL, HYDERABAD	HYDERABAD	14-Mar-08
63	TATA COMMUNICATIONS LIMITED	THIRUVALLUR SATELLITE EARTH STATION, 226, RED HILLS ROAD, AMBATTUR, CHENNAI-600053	CHENNAI-2	6-May-08
64	POSITIVE TELEVISION PVT. LTD.	POSSITIVE TELEVISION PVT. LTD. DOCTOR'S LANE, GOL MARKET, NEW DELHI-110001	7C,NOIDA	23-May-08
65	EASTERN MEDIA LTD.	A/62,NAYAPALLI, BHUBANESWAR-751003, ORISSA	BHUBANESHWER	2-Jul-08
66	RAJASTHAN PATRIKA PRIVATE LIMITED	KESARGARH, JLN MARG, JAIPUR-302004	JAIPUR	5-Aug-08
67	PRIDE EAST ENTERTAINMENT PVT. LIMITED	NEWS LIVE, 558, G.S.ROAD, CHRISTIAN BARTI, DISPUR, GUWAHATI-78	GUWAHATI	13-Aug-08
68	INDIASIGN PVT. LTD.	1343, ROAD NO. 67, JUBILEE HILL, HYDERABAD	HYDERABAD (Location Shifted from Noida)	17-Sep-08
69	VINTAGE STUDIO PVT. LTD.	23/24, EAST PATEL NAGAR, NEW DELHI-110008	NEW DELHI	5-Jan-09
70	SKYLINE TELE MEDIA SERVICES PVT. LTD.	C-4,SHIVALIK, NEAR MALVIYA NAGAR MARKET, NEW DELHI-110017	NOIDA	27-May-09
71	INFORMATION TV PVT. LTD.	275, CAPTAIN GAUR MARG, SRINIVASPURI, NEW DELHI-110065	NEW DELHI	3-Jun-09

Annexure 5.6 (Contd.)

Sr.No	Name of Teleport	Address	Location	Date of Permission
72	UNILAZER EXPORTS AND MANAGEMENT CONSULTANTS LIMITED	PARIJAT HOUSE, 1076, DR. E.MOSES ROAD, WORLI, NAKA, MUMBAI-400018	MUMBAI	26-Jun-09
73	COMSAT SYSTEM PVT. LTD.	PLOT NO.22/A, IDA, MALLAPUR, HYDERABAD-50076	HYDERABAD	14-Oct-09
74	BHARTI TELEPORTS LIMITED	THE GRAND HOTEL, VASANT KUNJ, PHASE-II, NELSON MANDELA ROAD, NEW DELHI-110070	Noida	11-Nov-09
75	SRI VENKATESWARA CHANNEL PVT. LTD.	BHAKTITHIRUNILAYAM, HIMAYATH NAGAR, HYDERABAD	TIRUPATI	11-Nov-09
76	TATA COMMUNICATIONS LIMITED	THIRUVALLUVAR SATELLITE EARTH STATION, 226, RED HILLS ROAD, AMBATTUR, CHENNAI-600053	CHENNAI -3	13-Jan-10
77	ROYS INSTITUTE OF COMPETITIVE EXAMINATION PVT LTD	11/1 B.T ROAD BELGHORIA KOLKATA-700056 24 PARGANAS NORTH WEST BENGAL	KOLKATA	1-Apr-10
78	INDEPENDENT NEWS SERVICES PVT. LTD.	PLOT NO. 17B & 17C, SECTOR 16A, FILM CITY NOIDA(UP)	NOIDA -2	28-Apr-10
79	RAJ TELEVISION NETWORK LTD.	32, POES ROAD, 2ND STREET, TEYNAMPET, CHENNAI-600018	CHENNAI	5-May-10
80	ESSEL SHYAMCOMMUNICATION LTD.	C-138, NARAINA INDUSTRIAL AREA-I, NEW DELHI-28	NOIDA -3	12-May-10
81	KANSANNEWS PRIVATE LIMITED	HOUSE NO. 18, SECTOR-18, CHANDIGARH	CHANDIGARH	13-May-10
82	TATA COMMUNICATIONS LTD. VSNL	TATA COMMUNICATIONS LTD. VIDESH SANCHAR BHAWAN MAHATMA GANDHI ROAD, MUMBAI-400001	CHENNAI -4	4-Jun-10
83	DISH TV INDIA LTD.	PLOT NO.18, SECTOR-16A, NOIDA-201301	NOIDA	6-Apr-11
84	AASTHA BROADCASTING NETWORK LIMITED	AATHA BHAWAN, A-105, SECTOR-5, NOIDA-201301	NOIDA	2-May-11
85	MAHUA MEDIA PRIVATE LIMITED	FC 17A & 17B, SECTOR 16A, FILM CITY, NOIDA-201301	NOIDA	25-May-11
86	RTR Broadcast Pvt. Ltd.	D-38, RDC, Raj Nagar, Ghaziabad	Ghaziabad	7-Sep-11
87	Silver Star Communication Ltd.	NO. 24, VI MAIN ROAD, KASTURIBA NAGAR, ADYAR, CHENNAI-600020 INDIA	CHENNAI	2-Nov-11
88	Lamha Satellite Services Ltd	TOWER-I, 6TH FLOOR, INTERNATIONAL INFOTECH PARK, ABOVE VASI RAILWAY STATION, VASI, NAVI MUMBAI-400703.	MUMBAI	13-Feb-12
89	Skyline Tele Media Services Ltd.	FC-23, SECTOR-16A, FILM CITY, NOIDA-201305	NOIDA-2	02-Jul-12
90	Bharti Teleports Limited	Plot No 192, Block B, Phase II, NOIDA - 201 305	NOIDA-2	29-Oct-12

Source: Ministry of Information & Broadcasting

Index of Tables & Charts

Tables

Table 1.1: Subscriber Base & Teledensity - Rural & Urban.....	2
Table 1.2: Service Area wise Access (Wireless+Wireline) Subscribers	5
Table 1.3: Service Area wise Rural-Urban Subscribers	6
Table 1.4: Service Area wise Teledensity	7
Table 1.5: Growth/Decline in Subscribers	9
Table 1.6: Market Share of the operators in total rural subscriber base for the Q.E. Mar-15.....	9
Table 1.7: List of Cellular Mobile (GSM & CDMA) Service Providers currently providing service...	10
Table 1.8: Wireless Subscriber Base & Teledensity - Rural & Urban.....	11
Table 1.9: Growth in Wireless Subscribers.....	12
Table 1.10: Service Area wise Wireless Subscribers.....	13
Table 1.11: Service Area wise Wireless Rural-Urban Subscribers	13
Table 1.12: Service Area wise Wireless Teledensity.....	15
Table 1.13: Rural Wireless Subscribers and Market Share	16
Table 1.14: Group-wise Market Share (in terms of subscription) within GSM Service	17
Table 1.15: Market Share (in terms of subscription) within CDMA Service.....	18
Table 1.16: Service Providers providing Wireline service	19
Table 1.17: Wireline Subscriber Base & Teledensity - Rural & Urban	20
Table 1.18: Service Provider wise Subscribers (Rural & Urban) & Share of Rural Subscription ...	20
Table 1.19: Service Provider wise growth in Subscribers	21
Table 1.20: Service Area wise Wireline Subscribers	21
Table 1.21: Service Area wise Wireline Rural-Urban	21
Table 1.22: Service Area wise Wireline Teledensity	24
Table 1.23: Rate of change & Market share of PCOs.....	25
Table 1.24: Trend of Internet subscriber base	28
Table 1.25: Break up Urban-Rural internet subscribers.....	29
Table 1.26: Internet Subscriber Base & Market share of top 10 SPs	30
Table 1.27: Service area wise number of internet subscribers per 100 population	34
Table 1.28: PMRTS Subscriber base - Service Provider wise	38
Table 1.29: VSAT Service Providers currently providing service & their subscriber base	39
Table 2.1: Key Indicators - GSM Service.....	42
Table 2.2: Monthly ARPU - GSM Service	43
Table 2.3: Composition of ARPU (%) - GSM Service	44
Table 2.4: MOU per subscriber per month - GSM Service.....	45
Table 2.5: Outgoing SMS per subscriber per month - GSM Service.....	45
Table 2.6: %Break-up of Outgoing minutes from Home Service Area (HSA)- GSM Service	45
Table 2.7: Average subscriber outgo per outgoing minute from HSA - GSM Service	48
Table 2.8: Trends of Key Parameters - GSM Service	49
Table 2.9: Key Indicators - CDMA Full Mobility Service	50
Table 2.10: Monthly ARPU - CDMA Full Mobility Service.....	51
Table 2.11: Composition of ARPU (%) - CDMA Full Mobility Service.....	52
Table 2.12: MOU per subscriber per month - CDMA Full Mobility Service	53
Table 2.13: Outgoing SMS per subscriber per month - CDMA Service	54
Table 2.14: %Break-up of Outgoing minutes from Home Service Area (HSA) - CDMA Full Mobility Service	54
Table 2.15: Average subscriber outgo per outgoing minute from HAS - CDMA Full Mobility Service	56
Table 2.16: Trends of Key Parameters - CDMA Full Mobility Service.....	56
Table 3.1: Gross Revenue (GR), Adjusted Gross Revenue (AGR), License Fee (LF) & Spectrum Charges.....	58
Table 3.2: Service-wise Gross Revenue, Adjusted Gross Revenue, License Fee and Spectrum Charges.....	58
Table 3.3: Access Services - Service Provider wise Adjusted Gross Revenue.....	60
Table 3.4: Category-wise share in Access Services Adjusted Gross Revenue (AGR)	60
Table 4.1: QoS Summary - 2G Wireless Service.....	62
Table 4.2: Parameter wise Analysis of Non-compliance of QoS Benchmarks for 2G Wireless Service Providers	65

Table 4.3 : QoS Summary - 3G Wireless Service	70
Table 4.4: Parameter wise Analysis of Non-compliance of QoS Benchmarks for 3G Wireless Service Providers.....	71
Table 4.5: QoS Summary - Wireline Service	75
Table 4.6: Parameter wise Analysis of Non-compliance of QoS Benchmarks for Wireline Service Providers	77
Table 4.7: Summary of Performance of Broadband Service Providers against identified parameters	79
Table 4.8: Parameter-wise Analysis of non-compliance of QoS benchmarks for Broadband Service Providers	81
Table 5.1: Key Parameters - Broadcasting & Cable Services	83
Table 5.2: No. of applications received/ letter of Intend issued/ Licenses issued in respect of Community Radio Stations	87

Charts

Chart 1.1: Trends in Telephone Subscribers and Teledensity in India	2
Chart 1.2: Market Share - Rural & Urban	3
Chart 1.3: Composition of Access subscription - Wireline & Wireless	4
Chart 1.4: Composition of Telephone Subscribers at the end of the quarter	4
Chart 1.5: Net Addition/decline in Telephone Subscription	7
Chart 1.6: Wireless Subscriber Base and Teledensity	11
Chart 1.7: Wireless Market Share - Rural & Urban	12
Chart 1.8: Wireless Subscription: GSM vs CDMA	16
Chart 1.9: Wireline Subscriber Base and Teledensity	20
Chart 1.10: Composition of Wireline Subscribers - Rural & Urban	21
Chart 1.11: Number of PCOs	25
Chart 1.12: Growth in VPTs.....	26
Chart 1.13: Composition of Internet subscription	28
Chart 1.14 : Composition of Broadband & Narrowband subscription	29
Chart 1.15: Subscriber base of top ten ISPs	31
Chart 1.16: Composition of Wired Internet Subscribers	32
Chart 1.17: Composition of Wireless Internet Subscribers.....	32
Chart 1.18: Technology Trend for Wireless Internet Access	33
Chart 1.19: Technology Trend for Wired Internet Access	33
Chart 1.20: Trend in MoU for Internet Telephony.....	35
Chart 1.21: Composition of Broadband Subscription – Technology wise	36
Chart 1.22: Composition of Narrowband Subscription – Technology wise	37
Chart 1.23: Number of PMRTS subscribers & Rate of Growth (%).....	38
Chart 1.24: Number of VSAT Subscribers & Rate of Growth (%)	40
Chart 2.1: Break-up of Outgoing minutes from Home Service Area (HSA) – GSM Service	42
Chart 2.2: Proportion of prepaid subscribers - GSM Service	43
Chart 2.3: Minutes of Usage by Outroamers as a % of Total Minutes of Usage - GSM Service	46
Chart 2.4: Outgoing SMS Usage by Outroamers as a % of Total Outgoing SMS Usage – GSM Service	46
Chart 2.5: % Subscribers who availed roaming services during the quarter – GSM Service	47
Chart 2.6: % Break-up of minutes of usage of outroamers (usage from outside the Home Service Area) – GSM Service.....	48
Chart 2.7: % Break-up of outgoing minutes from Home Service Area (HSA) – CDMA Full Mobility Service	50
Chart 2.8: Proportion of prepaid subscribers - CDMA Full Mobility Service	51
Chart 2.9: Minutes of Usage by Outroamers as a % of Total Minutes of Usage - GSM Service	54
Chart 2.10: Percentage of subscribers who availed roaming service during the quarter – CDMA Full Mobility Service	55
Chart 2.11: Percentage break-up of minutes of usage of outroamers (usage from outside the Home Service Area) – CDMA Full Mobility Service	55
Chart 3.1: Composition of Gross Revenue	59
Chart 3.2: Trend in ARPU per month for Access Services	59
Chart 5.1 : Comparative position of Revenue from FM Radio Stations as reported to TRAI.....	84