

Information Note to the Press (Press Release No. 34/2010)

TELECOM REGULATORY AUTHORITY OF INDIA

New Delhi, 23rd July 2010

For Immediate release

Website :- www.trai.gov.in

Telecom Subscription Data as on 30th June 2010

- ❖ **Total Telephone subscriber base reaches 671.69 Million**
 - **Wireless subscription reaches 635.51 Million**
 - **Wireline subscription declines to 36.18**
- ❖ **17.98 Million new additions in wireless**
- ❖ **Overall Tele-density reaches 56.83**
- ❖ **Broadband subscription is 9.45 million**

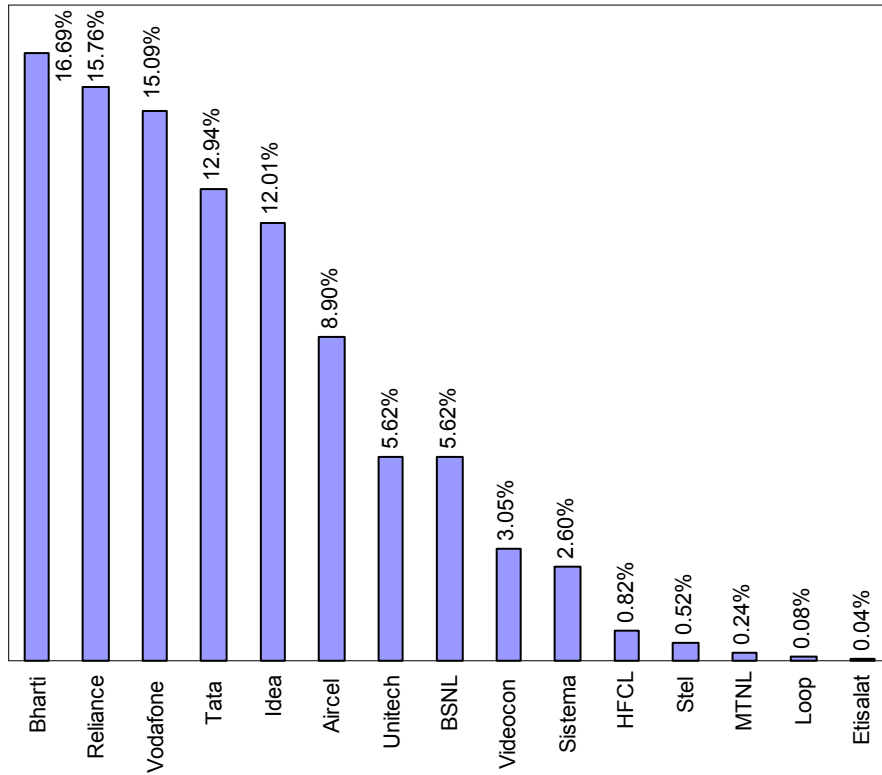
The number of telephone subscribers in India increased to **671.69** Million at the end of June-2010 from **653.92** Million in May-2010, thereby registering a growth rate of 2.72%. With this, ***the overall Tele-density in India reaches 56.83***

Wireless Segment (GSM, CDMA & FWP)

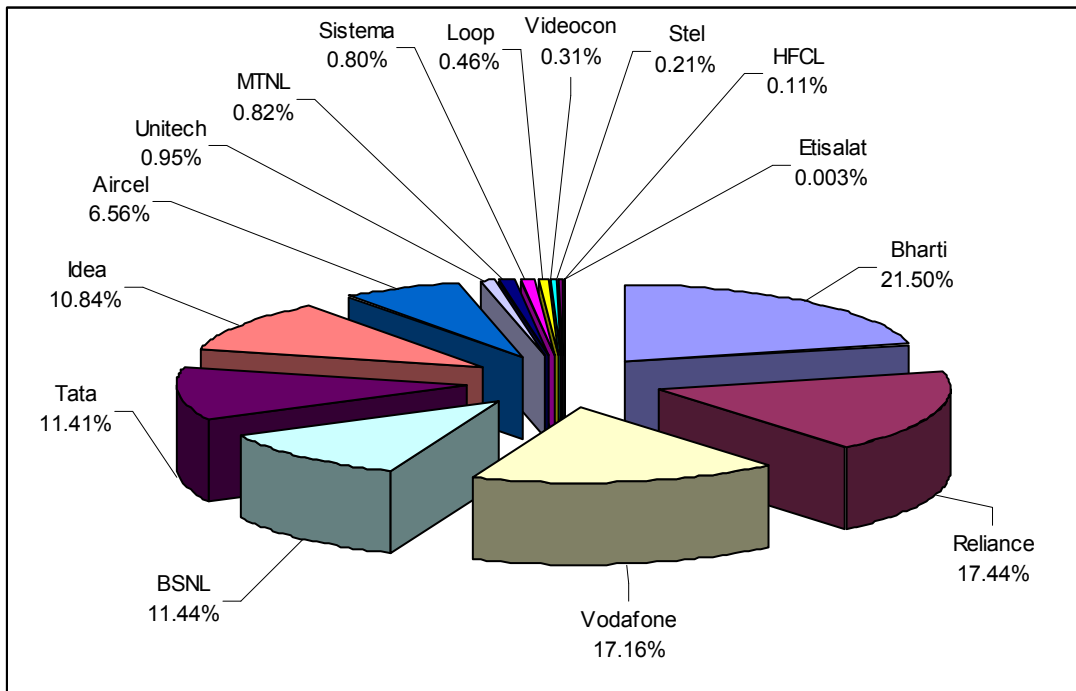
Wireless subscriber base increased from 617.53 Million in May-2010 to 635.51 Million at the end of June-2010 registering a growth of 2.91%. Wireless Tele-density stands at 53.77. Detailed statistics is at Annexure-I.

Wireless Service:

A. Service Providers' share in net additions during the month of June-2010



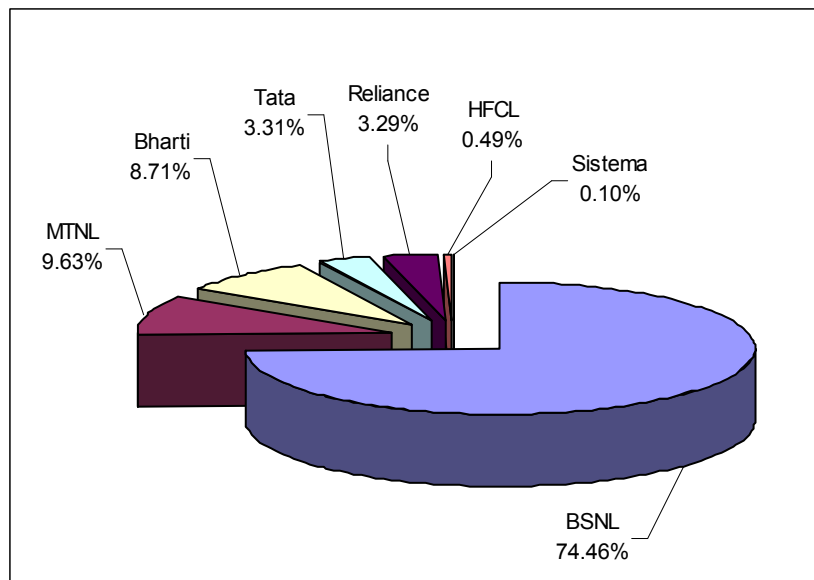
B. Service Provider wise Market Share as on 30-6-2010



Wireline Segment

Wireline subscriber base declined from 36.39 Million in May-2010 to 36.18 Million at the end of June-2010. BSNL/MTNL, two PSU operators hold 84.09% of the Wireline market share. Overall Wireline teledensity is 3.06. Detailed statistics is at Annexure-II.

Service Provider wise Market Share as on 30-6-2010



Category wise Net Additions during the Month of June-2010

Category	Net Additions	
	Wireline	Wireless
Circle A	-65647	5940988
Circle B	-146393	7028654
Circle C	-16021	2561725
Metro	21425	2445388
All India	-206636	17976755

Category-wise Growth Rate in Access Service

Category	Monthly Rate of Growth (May-2010 to June-2010)		Yearly rate of growth (June-2009 to June-2010)	
	Wireline	Wireless	Wireline	Wireless
Circle A	-0.48%	2.7%	-2.9%	45.5%
Circle B	-1.19%	3.0%	-7.5%	51.5%
Circle C	-0.50%	3.1%	-3.5%	61.8%
Metro	0.30%	3.3%	2.1%	37.9%
All India	-0.57%	2.91%	-3.6%	48.7%

Broadband (\geq 256 Kbps download)

Total Broadband subscriber base has increased from 9.24 million in May-2010 to 9.45 million in June-2010, there by showing a growth of 2.27%.

Note: Information in the Press Release is based on the data provided by the Service Providers/
Service Providers' Association.

Contact details in case of any clarification:

Raj Pal, Advisor (ER), TRAI
Mahanagar Doorsanchar Bhawan
Jawahar Lal Nehru Marg,
New Delhi – 110002
Ph: 011-23230752
Fax: 011-23236650
E-mail: adveco@traigov.in

Authorised to issue.

(Raj Pal)

Wireless Subscriber Base
Page 1 of 3

Circle	Group											
	Bharti		Reliance		Vodafone		Tata		Idea		Aircel / Dishnet	
	May-10	Jun-10	May-10	Jun-10	May-10	Jun-10	May-10	Jun-10	May-10	Jun-10	May-10	Jun-10
Andhra Pradesh	13,547,616	13,845,579	7,312,719	7,694,250	6,175,850	6,332,518	7,616,969	7,887,783	6,497,952	6,636,704	1,130,484	1,208,200
Assam	2,570,283	2,613,056	1,812,070	1,880,216	890,226	943,880	97,986	104,486	96,642	110,822	2,677,323	2,784,416
Bihar	11,652,206	12,001,986	7,088,993	7,175,844	3,664,639	3,791,641	3,902,072	4,053,655	3,237,896	3,433,890	3,559,461	3,663,155
Delhi	6,204,025	6,491,381	6,169,869	6,475,228	5,416,687	5,561,512	5,259,139	5,304,555	2,751,588	2,904,583	1,285,615	1,372,403
Gujarat	5,760,204	5,790,032	5,996,480	6,216,728	11,304,719	11,496,133	2,199,602	2,378,336	5,527,480	5,547,354	-	-
Himachal Pradesh	1,346,666	1,369,033	1,193,857	1,220,916	197,440	214,339	184,465	205,022	267,763	284,518	560,372	591,385
Haryana	1,554,034	1,558,754	2,609,836	2,721,227	3,056,743	3,109,554	2,567,243	2,635,746	2,236,132	2,278,797	-	26,892
J & K	1,976,568	2,027,130	300,944	322,331	242,387	278,416	103,150	90,096	71,874	75,579	1,805,681	1,848,092
Karnataka	13,209,270	13,406,397	6,376,775	6,393,570	5,405,997	5,511,044	5,835,443	6,179,950	2,802,370	3,000,854	905,887	956,069
Kerala	3,185,876	3,202,136	3,556,936	3,615,118	4,357,308	4,447,067	2,245,739	2,356,456	5,588,865	5,662,302	1,380,098	1,451,172
Kolkata	2,844,709	2,874,419	3,748,028	3,788,404	3,657,252	3,715,365	2,530,221	2,615,644	604,650	624,897	1,362,341	1,412,649
Madhya Pradesh	7,202,200	7,322,377	8,802,372	9,032,056	2,048,312	2,111,656	3,852,665	3,910,595	7,800,385	8,000,802	-	17,976
Maharashtra	6,701,424	6,790,940	7,843,854	7,772,003	7,580,180	7,810,838	8,194,089	8,445,702	9,754,424	10,000,192	506,374	600,793
Mumbai	3,109,236	3,163,526	6,159,034	6,369,439	5,223,050	5,270,404	4,716,119	4,810,888	1,562,675	1,701,186	998,229	1,078,588
North East	1,538,853	1,563,518	522,474	528,185	553,482	587,657	73,682	78,019	40,465	47,176	1,767,790	1,812,468
Orissa	4,373,802	4,578,331	2,787,388	2,854,476	1,212,187	1,220,184	2,140,033	2,208,813	604,876	624,114	1,883,271	1,965,774
Punjab	4,921,266	4,949,787	2,868,191	2,974,243	3,246,338	3,291,478	2,543,866	2,667,670	3,406,761	3,476,138	-	-
Rajasthan	10,802,138	10,851,319	5,443,954	5,678,598	7,634,793	7,793,520	2,749,898	2,776,143	2,404,693	2,420,273	-	-
Tamil Nadu	11,127,769	11,371,239	6,870,757	6,752,085	9,280,523	9,514,086	4,607,345	4,684,128	800,053	982,726	15,992,057	16,461,382
U.P.(E)	9,671,973	10,090,002	9,083,428	9,442,177	10,781,644	11,200,654	3,321,225	3,411,328	3,985,584	4,128,662	1,020,312	1,069,072
U.P.(W)	4,317,918	4,545,540	6,404,737	6,699,506	6,769,802	7,000,654	3,619,435	3,792,389	6,019,847	6,085,120	888,979	937,716
West Bengal	6,001,669	6,213,919	5,020,126	5,199,733	7,647,809	7,858,104	1,847,858	1,937,542	664,427	859,850	2,355,257	2,421,373
Total	133,619,705	136,620,401	107,972,822	110,806,333	106,347,368	109,060,704	70,208,244	72,534,946	66,727,402	68,886,539	40,079,531	41,679,575
Net Additions during June-2010		3,000,696		2,833,511		2,713,336		2,326,702		2,159,137		1,600,044

Wireless Subscriber Base
Page 2 of 3

Circle	Group											
	BSNL		MTNL		Unitech		Sistema		Loop		Videocon	
	May-10	Jun-10	May-10	Jun-10	May-10	Jun-10	May-10	Jun-10	May-10	Jun-10	May-10	Jun-10
Andhra Pradesh	4,657,106	4,733,411	-	-	878,722	837130	6,911	31,106	-	-	0	-
Assam	1,168,328	1,181,028	-	-	-	-	-	-	-	-	0	-
Bihar	4,798,276	4,874,814	-	-	674,316	800203	352,523	380,093	-	-	0	-
Delhi	-	-	2,443,115	2,468,653	-	-	378,059	464,943	-	-	0	-
Gujarat	3,318,554	3,368,002	-	-	-	133,500	-	-	-	-	87267	137873
Himachal Pradesh	1,300,070	1,311,775	-	-	-	-	-	-	-	-	0	-
Haryana	2,632,946	2,660,149	-	-	-	-	37,819	52,842	-	-	235191	412123
J & K	1,003,002	1,021,438	-	-	-	-	-	-	-	-	0	-
Karnataka	4,163,263	4,260,347	-	-	429,770	499781	337,329	384,227	-	-	0	-
Kerala	4,259,044	4,307,546	-	-	273,355	313329	225,355	227,935	-	-	2723	44726
Kolkata	1,937,972	1,938,374	-	-	-	76,504	393,164	421,872	-	-	0	-
Madhya Pradesh	4,302,856	4,405,250	-	-	-	-	-	-	-	-	0	-
Maharashtra	5,131,295	5,215,413	-	-	-	118,393	16,510	61,671	-	-	0	-
Mumbai	-	-	2,723,539	2,741,882	-	98,141	184,724	231,830	2,911,685	2,926,797	602135	716520
North East	1,130,105	1,146,825	-	-	-	-	-	-	-	-	0	-
Orissa	2,672,533	2,729,266	-	-	339,136	307576	-	-	-	-	0	-
Punjab	3,740,727	3,783,133	-	-	-	-	-	-	-	-	0	-
Rajasthan	4,660,402	4,662,695	-	-	-	-	1,388,413	1,445,328	-	-	0	-
Tamil Nadu	6,204,726	6,289,485	-	-	535,682	633664	615,177	649,807	-	-	467227	631122
U.P.(E)	8,585,462	8,713,237	-	-	1,226,331	1294982	-	-	-	-	0	-
U.P.(W)	3,570,536	3,632,576	-	-	655,617	807266	-	-	-	-	0	-
West Bengal	2,450,007	2,462,567	-	-	-	103,186	700,062	751,222	-	-	0	-
Total	71,687,210	72,697,331	5,166,654	5,210,535	5,012,929	6,023,655	4,636,046	5,102,876	2,911,685	2,926,797	1,394,543	1,942,364
Net Additions during June-2010		1,010,121		43,881		1,010,726		466,830		15,112		547,821

Circle	Group								
	Stel		HFCL		Etisalat/Allianz		Circle-wise Total		
	May-10	Jun-10	May-10	Jun-10	May-10	Jun-10	May-10	Jun-10	Net Addition
Andhra Pradesh	-	-	-	-	367	674	47,824,696	49,207,355	1382659
Assam	-	-	-	-	0	0	9,312,858	9,617,904	305046
Bihar	560,187	614554	-	-	707	1092	39,491,276	40,790,927	1299651
Delhi	-	-	-	-	2605	3910	29,910,702	31,047,168	1136466
Gujarat	-	-	-	-	519	1425	34,194,825	35,069,383	874558
Himachal Pradesh	237,218	255976	-	-	0	0	5,287,851	5,452,964	165113
Haryana	-	-	-	-	362	618	14,930,306	15,456,702	526396
J & K	-	-	-	-	0	0	5,503,606	5,663,082	159476
Karnataka	-	-	-	-	519	750	39,466,623	40,592,989	1126366
Kerala	-	-	-	-	356	515	25,075,655	25,628,302	552647
Kolkata	-	-	-	-	0	0	17,078,337	17,468,128	389791
Madhya Pradesh	-	-	-	-	794	1303	34,009,584	34,802,015	792431
Maharashtra	-	-	-	-	525	1483	45,728,675	46,817,428	1088753
Mumbai	-	-	-	-	684	1040	28,191,110	29,110,241	919131
North East	-	-	-	-	0	0	5,626,851	5,763,848	136997
Orissa	435,842	455976	-	-	0	0	16,449,068	16,944,510	495442
Punjab	-	-	520,820	668,325	365	646	21,248,334	21,811,420	563086
Rajasthan	-	-	-	-	556	1337	35,084,847	35,629,213	544366
Tamil Nadu	-	-	-	-	491	735	56,501,807	57,970,459	1468652
U.P.(E)	-	-	-	-	721	1210	47,676,680	49,351,324	1674644
U.P.(W)	-	-	-	-	551	1458	32,247,422	33,502,225	1254803
West Bengal	-	-	-	-	0	0	26,687,215	27,807,496	1120281
Total	1,233,247	1,326,506	520,820	668,325	10,122	18,196	617,528,328	635,505,083	17976755
Net Additions during June-2010		93,259		147,505		8,074		17,976,755	

Wireline Subscriber Base

Page 1 of 1

GROUP																	
Circle	BSNL		MTNL		Bharti		Reliance		Tata		HFCL		Sistema		Circle-wise Total		
	May-10	Jun-10	May-10	Jun-10	May-10	Jun-10	May-10	Jun-10	May-10	Jun-10	May-10	Jun-10	May-10	Jun-10	May-10	Jun-10	Net Addition
Andhra Pradesh	2,080,118	2,068,704	-	-	118,058	119,249	83,450	83,515	152,320	151,540	-	-	-	-	2,433,946	2,423,008	-10,938
Assam	303,487	301,634	-	-	-	-	-	-	653	767	-	-	-	-	304,140	302,401	-1,739
Bihar	1,365,698	1,363,086	-	-	-	-	3,245	3,354	7,127	7,398	-	-	-	-	1,376,070	1,373,838	-2,232
Delhi	-	-	1,538,809	1,541,286	975,758	988,851	172,777	172,885	47,223	47,185	-	-	-	-	2,734,567	2,750,207	15,640
Gujarat	1,855,531	1,848,319	-	-	48,616	49,775	116,124	116,291	54,584	55,123	-	-	-	-	2,074,855	2,069,508	-5,347
Himachal Pradesh	348,715	347,073	-	-	-	-	3,365	3,437	1,413	1,429	-	-	-	-	353,493	351,939	-1,554
Haryana	770,854	730,546	-	-	22,387	22,634	2,863	3,072	10,918	11,288	-	-	-	-	807,022	767,540	-39,482
J & K	229,112	226,381	-	-	-	-	8	12	69	67	-	-	-	-	229,189	226,460	-2,729
Karnataka	2,076,825	2,069,433	-	-	471,922	476,799	100,340	100,702	107,850	108,525	-	-	-	-	2,756,937	2,755,459	-1,478
Kerala	3,327,814	3,262,563	-	-	52,215	52,716	53,389	53,399	9,706	9,882	-	-	-	-	3,443,124	3,378,560	-64,564
Kolkata	1,260,405	1,253,514	-	-	78,068	79,254	93,542	93,066	23,770	24,326	-	-	-	-	1,455,785	1,450,160	-5,625
Madhya Pradesh	1,212,762	1,196,828	-	-	306,292	306,511	32,816	33,082	4,120	4,149	-	-	-	-	1,555,990	1,540,570	-15,420
Maharashtra	2,645,218	2,606,970	-	-	63,343	64,904	82,942	84,120	175,997	179,924	-	-	-	-	2,967,500	2,935,918	-31,582
Mumbai	-	-	1,945,448	1,943,892	312,883	317,745	197,482	201,601	499,660	503,645	-	-	-	-	2,955,473	2,966,883	11,410
North East	323,420	321,895	-	-	-	-	-	-	96	99	-	-	-	-	323,516	321,994	-1,522
Orissa	599,882	593,591	-	-	-	-	3,440	3,459	5,494	5,521	-	-	-	-	608,816	602,571	-6,245
Punjab	1,261,276	1,258,547	-	-	97,776	98,668	40,009	39,868	12,619	12,843	176,501	178,280	-	-	1,588,181	1,588,206	25
Rajasthan	1,391,195	1,380,428	-	-	36,559	36,774	21,472	21,427	4,048	4,085	-	-	37,011	35,773	1,490,285	1,478,487	-11,798
Tamil Nadu	2,905,356	2,883,585	-	-	463,306	467,986	137,162	137,323	53,170	53,798	-	-	-	-	3,558,994	3,542,692	-16,302
U.P.(E)	1,404,975	1,400,541	-	-	47,420	47,726	34,071	34,057	9,413	9,740	-	-	-	-	1,495,879	1,492,064	-3,815
U.P.(W)	950,428	946,424	-	-	23,433	23,488	6,583	5,190	5,261	5,414	-	-	-	-	985,705	980,516	-5,189
West Bengal	884,420	877,942	-	-	-	-	559	734	2,400	2,553	-	-	-	-	887,379	881,229	-6,150
Operator-wise Total	27,197,491	26,938,004	3,484,257	3,485,178	3,118,036	3,153,080	1,185,639	1,190,594	1,187,911	1,199,301	176,501	178,280	37,011	35,773	36,386,846	36,180,210	-206,636
Net Additions during June-2010		-259,487		921		35,044		4,955		11,390		1,779		-1,238		-206,636	