



## **Telecom Regulatory Authority of India**

### **The Indian Telecom Services Performance Indicators**

January–March, 2024

New Delhi, India

4<sup>th</sup> July, 2024

Mahanagar Doorsanchar Bhawan,  
Jawahar Lal Nehru Marg, New Delhi-110002  
Tel: +91-11- 23221856, Fax: +91-11- 23236650  
Website: [www.trai.gov.in](http://www.trai.gov.in)

## **Disclaimer**

The Information and Statistics contained in this report are derived from variety of sources, but are mainly reliant on data obtained from Service Providers. This report does not constitute any commercial or other advice. No warranty, representation or undertaking of any kind, expressed or implied, is given in relation to the information and statistics contained in this report.

## Table of Contents

<b>Snapshot .....</b>	<b>i</b>
<b>Executive Summary.....</b>	<b>iii</b>
<b>Trends at a Glance .....</b>	<b>xi</b>
<b>Introduction .....</b>	<b>xiv</b>
<b>Chapter 1 : Subscription Data .....</b>	<b>1</b>
Section A : Access Services - An Overview .....	2
Section B : Wireless Services.....	13
Section C : Wireline Services.....	23
Section D : Internet Services .....	34
Section E : Other Value Added Services - PMRTS & VSAT .....	49
<b>Chapter 2 : Revenue and Usage of Wireless Services.....</b>	<b>52</b>
<b>Chapter 3 : Financial Data of Telecom Services Sector.....</b>	<b>60</b>
<b>Chapter 4 : Quality of Service (QoS).....</b>	<b>64</b>
Section A: Quality of Service Performance of Wireless Service Providers.....	65
Section B: Quality of Service Performance of Wireline Service Providers.....	69
Section C: Quality of Service Performance of Broadband Service Providers .....	73
<b>Chapter 5 : Performance of Cable TV, DTH and Radio Broadcasting Services.....</b>	<b>78</b>
<b>Annexures .....</b>	<b>90</b>
Annexure 1.1: Wireless Subscriber Base .....	91
Annexure 1.2: Wireline Subscriber Base.....	92
Annexure 1.3: Service Area and Operator-wise details of PCOs.....	93
Annexure 1.4: Service Provider-wise details of Village Public Telephones.....	94
Annexure 1.5: Internet Service Provider(ISP)-wise Internet Subscriber base.....	95
Annexure 1.6: List of Telecom Service Area-wise Public Wi-Fi Hotspots.....	129
Annexure 1.7: List of Service Providers which reported IP Telephony Minutes.	130
Annexure 1.8: Service Area-wise PMRTS subscriber Base.....	131
Annexure 2.1: Revenue & Usage of Wireless Services – License Service Area wise Statistics.....	132
Annexure 4.1: Performance of QoS Parameters for Cellular Mobile Services .....	133
Annexure 4.2: Performance of QoS Parameters for Basic (Wire-line) Services..	135
Annexure 4.3: Performance of QoS Parameters for Wireline Broadband Services .....	137
Annexure 5.1: MRP of pay channels, offered by broadcasters to subscribers .....	140
Annexure 5.2: List of Major MSOs / HITS Operators .....	152
Annexure 5.3: List of Pay DTH Operators .....	155
Annexure 5.4: List of Pay IPTV Operators.....	156
Annexure 5.5: List of existing 113 cities with operational FM Radio Stations ..	157
<b>Index of Tables &amp; Charts.....</b>	<b>161</b>

## Snapshot

(Data as on Q.E. 31<sup>st</sup> March, 2024)

Telecom Subscribers (Wireless+Wireline)	
Total Subscribers	1,199.28 Million
% change over the previous quarter	0.75%
Urban Subscribers	665.88 Million
Rural Subscribers	533.90 Million
Market share of Private Operators	91.70%
Market share of PSU Operators	8.30%
Tele-density	85.69%
Urban Tele-density	133.72%
Rural Tele-density	59.19%
Wireless Subscribers	
Total Wireless Subscribers	1,165.49 Million
% change over the previous quarter	0.60%
Urban Subscribers	634.47 Million
Rural Subscribers	531.02 Million
Market share of Private Operators	92.26%
Market share of PSU Operators	7.74%
Tele-density	83.27%
Urban Tele-density	127.51%
Rural Tele-density	58.87%
Total Wireless Data Usage during the quarter	52,636 PB
Number of Public Mobile Radio Trunk Services (PMRTS)	65,880
Number of Very Small Aperture Terminals (VSAT)	2,53,250
Wireline Subscribers	
Total Wireline Subscribers	33.79 Million
% change over the previous quarter	6.12%
Urban Subscribers	30.92 Million
Rural Subscribers	2.88 Million
Market share of PSU Operators	27.58%
Market share of Private Operators	72.42%
Tele-density	2.41%
Rural Tele-density	0.32%
Urban Tele-density	6.21%
No. of Village Public Telephones (VPT)	68,606
No. of Public Call Office (PCO)	20,652

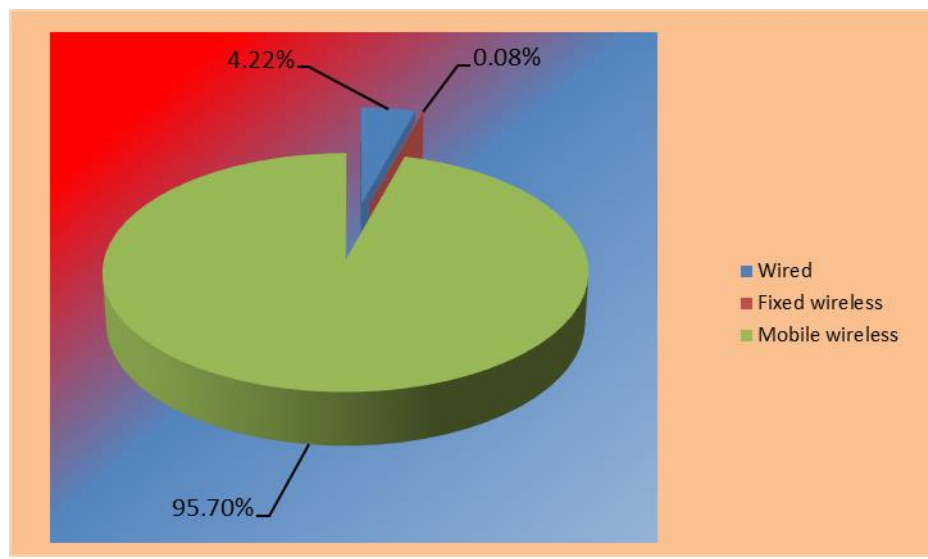
<b>Telecom Financial Data</b>	
Gross Revenue (GR) during the quarter	Rs. 87,926/- crore
% change in GR over the previous quarter	4.05%
Applicable Gross Revenue (ApGR) during quarter	Rs. 83,945/- crore
% change in ApGR over the previous quarter	3.51%
Adjusted Gross Revenue (AGR) during the quarter	Rs.70,462/- crore
% change in AGR over the previous quarter	3.87%
Share of Public sector undertakings in Access AGR	3.80%
<b>Internet/Broadband Subscribers</b>	
Total Internet Subscribers	954.40 Million
% change over previous quarter	1.95%
Narrowband subscribers	30.34 Million
Broadband subscribers	924.07 Million
Wired Internet Subscribers	40.27 Million
Wireless Internet Subscribers	914.13 Million
Urban Internet Subscribers	556.05 Million
Rural Internet Subscribers	398.35 Million
Total Internet Subscribers per 100 population	68.19
Urban Internet Subscribers per 100 population	111.75
Rural Internet Subscribers per 100 population	44.16
Total Outgoing Minutes of Usage for Internet Telephony	93.47 Million
No. of Public Wi-Fi Hotspots	1,65,147
Aggregate Data Consumed (GB)	41,11,451
<b>Broadcasting &amp; Cable Services</b>	
Number of private satellite TV channels permitted by the Ministry of I&B for uplinking only/downlinking only/both uplinking and downlinking	922
Number of Pay TV Channels as reported by broadcasters	361
Number of private FM Radio Stations (excluding All India Radio)	388
Number of total active subscribers with pay DTH operators	61.97 Million
Number of Operational Community Radio Stations	494
Number of pay DTH Operators	4
<b>Revenue &amp; Usage Parameters</b>	
Monthly ARPU of Wireless Service	Rs.153.54
Minutes of Usage (MOU) per subscriber per month - Wireless Service	995
<b>Wireless Data Usage</b>	
Average Wireless Data Usage per wireless data subscriber per month	20.27 GB
Average revenue realization per GB for wireless data usage during the quarter	Rs.8.74

\* For ARPU explanation please refer to footnote on Page 52

## Executive Summary

1. Total number of Internet<sup>1</sup> subscribers increased from 936.16 million at the end of Dec-23 to 954.40 million at the end of Mar-24, registering a quarterly rate of growth 1.95%. Out of 954.40 million internet subscribers, number of Wired Internet subscribers are 40.27 million and number of Wireless Internet subscribers are 914.13 million.

### Composition of internet subscription



2. The Internet subscriber base is comprised of Broadband<sup>2</sup> Internet subscriber base of 924.07 million and Narrowband Internet subscriber base of 30.34 million.
3. The broadband Internet subscriber base increased by 2.16% from 904.54 million at the end of Dec-23 to 924.07 million at the end of Mar-24. The narrowband Internet subscriber base decreased from 31.62 million at the end of Dec-23 to 30.34 million at the end of Mar-24.

---

<sup>1</sup> Internet: Interconnected global networks that use the internet protocol.

<sup>2</sup> Broadband: Broadband is a data connection that is able to support interactive services including Internet access and has the capability of the minimum download speed of 2 Mbps to an individual subscriber from the point of presence (POP) of the service provider intending to provide Broadband service..

4. Wireline subscribers increased from 31.84 million at the end of Dec-23 to 33.79 million at the end of Mar-24 with a quarterly rate of growth 6.12% and, on Y-O-Y basis, wireline subscriptions also increased by 18.94% at the end of QE Mar-24.
5. Wireline Tele-density increased from 2.28% at the end of Dec-23 to 2.41% at the end of Mar-24 with quarterly rate of growth 5.89%.
6. Monthly Average Revenue per User (ARPU)<sup>3</sup> for wireless service increased by 0.64%, from Rs.152.55 in QE Dec-23 to Rs.153.54 in QE Mar-24. On Y-O-Y basis, monthly ARPU for wireless service increased by 7.88% in this quarter.
7. Prepaid ARPU per month increased from Rs.149.56 in QE Dec-23 to Rs.150.74 in QE Mar-24 however Postpaid ARPU per month decreased from Rs.189.08 in QE Dec-23 to Rs.187.85 in QE Mar-24.
8. On an all-India average, the overall MOU per subscriber per month increased by 4.21% from 955 in Q.E. Dec-2023 to 995 in Q.E. Mar-2024.
9. Prepaid MOU per subscriber is 1031 and Postpaid MOU per subscriber per month is 555 in QE Mar-24.
10. Gross Revenue<sup>4</sup> (GR), Applicable Gross Revenue (ApGR) and Adjusted Gross Revenue<sup>5</sup> (AGR) of Telecom Service Sector for the

---

<sup>3</sup> ARPU per month is calculated by dividing net subscribers' revenue by average number of subscribers.

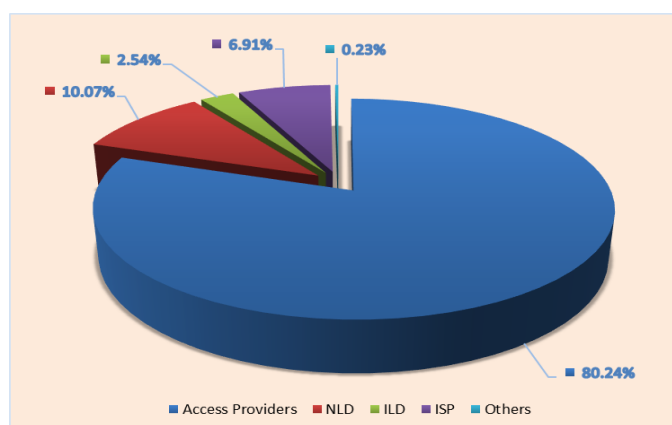
<sup>4</sup> Gross Revenue is inclusive of installation charges, late fees, sale proceeds of handsets (or any other terminal equipment etc.), revenue on account of interest, dividend, value added services, supplementary services, access or interconnection charges, roaming charges, revenue from permissible sharing of infrastructure and any other miscellaneous revenue, without any set-off for related item of expense etc.

<sup>5</sup> Adjusted Gross Revenue: The following shall be excluded from the Gross Revenue to arrive at the AGR:

Q.E. Mar-24 has been Rs.87,926 Crore, Rs.83,945 crore and Rs.70,462 Crore respectively. GR increased by 4.05%, ApGR increased by 3.51% and AGR increased by 3.87% in Q.E. Mar-24, as compared to previous quarter.

11. The Y-O-Y rate of growth in GR, ApGR and AGR in Q.E. Mar-24 over the same quarter in last year has been 3.01%, 6.76% and 9.25% respectively.
12. Pass Through Charges increased from Rs.13,452 Crore in QE Dec-23 to Rs.13,482 Crore in QE Mar-24 with quarterly rate of growth by 0.22%. The Y-O-Y rate of decline 8.44% has been recorded in pass-through charges for QE Mar-24.
13. The License Fee<sup>6</sup> increased from Rs.5,433 Crore for the QE Dec-23 to Rs.5,637 Crore for the QE Mar-24. The quarterly and the Y-O-Y rates of growth in license fees are 3.76% and 9.28% respectively in this quarter.

### Service-wise composition of Adjusted Gross Revenue




- 
- I. PSTN related call charges (Access Charges) actually paid to other eligible/entitled telecommunication service providers within India;
  - II. Roaming revenues actually passed on to other eligible/entitled telecommunication service providers; and
  - III. Service Tax on provision of service and Sales Tax actually paid to the Government if gross revenue had included as component of Sales Tax and Service Tax

<sup>6</sup> License Fee means a fee payable by Licensee at prescribed intervals and rates for the period of the Licence.



14. Access services contributed 80.24% of the total Adjusted Gross Revenue of telecom services. In Access services, Gross Revenue (GR), Applicable Gross Revenue (ApGR), Adjusted Gross Revenue (AGR), License Fee, Spectrum Usage Charges (SUC)<sup>7</sup> and Pass Through Charges increased by 3.44%, 1.51%, 1.56%, 1.58%, 2.83% and 1.25% respectively in QE Mar-24.
15. The number of telephone subscribers in India increased from 1,190.33 million at the end of Dec-23 to 1,199.28 million at the end of Mar-24, registering a rate of growth 0.75% over the previous quarter. This reflects Year-On-Year (Y-O-Y) rate of growth 2.30% over the same quarter of the last year. The overall Tele-density in India increased from 85.23% as in QE Dec-23 to 85.69% as in QE Mar-24.

**Trends in Telephone subscribers and Tele-density in India**



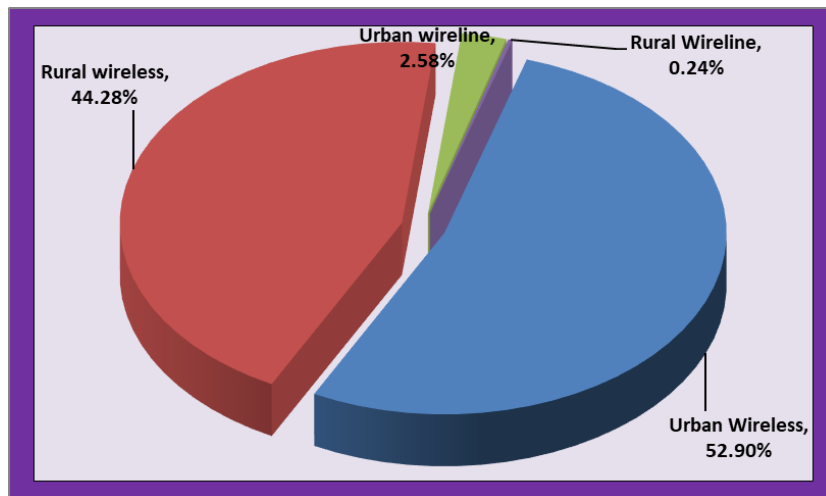
16. Telephone subscribers in Urban areas increased from 662.56 million at the end of Dec-23 to 665.38 million at the end of Mar-24 however Urban Tele-density decreased from 133.76% to 133.72% during the same period.

<sup>7</sup> Spectrum Usage Charge is payable by the licensees providing mobile access services, as a percentage of their Adjusted Gross Revenue (AGR).

(Source – DoT License Agreement)

17. Rural telephone subscribers increased from 527.77 million at the end of Dec-23 to 533.90 million at the end of Mar-24 and Rural Tele-density also increased from 58.56% to 59.19% during the same period.
18. Out of the total subscription, the share of Rural subscription increased from 44.34% at the end of Dec-23 to 44.52% at the end of Mar-24.

**Composition of Telephone Subscribers**



19. With a net increase of 7 million subscribers during the quarter, the total wireless subscriber base increased from 1,158.49 million at the end of Dec-23 to 1,165.49 million at the end of Mar-24, registering a rate of growth 0.60% over the previous quarter. On Y-O-Y basis, wireless subscriptions also increased at the rate of 1.88% during the year.
20. Wireless Tele-density increased from 82.95% at the end of Dec-23 to 83.27% at the end of Mar-24 with quarterly rate of growth 0.38%.
21. During this quarter, the following parameters in terms of QoS benchmarks have been fully complied by wireline service providers: -

- i. Fault incidences (No. of faults per 100 subs/month) ( $\leq 7$ )
- ii. % Fault repaired by next working day (for rural and hilly areas) ( $\geq 75\%$ )
- iii. % Fault repaired within 7 days (for rural and hilly areas) (100%)
- iv. Point of Interconnection (POI) Congestion (No. of PoIs not meeting benchmark) ( $\leq 0.5\%$ )
- v. Metering and billing credibility- post-paid ( $\leq 0.1\%$ )
- vi. Metering and billing credibility- pre-paid ( $\leq 0.1\%$ )
- vii. Resolution of billing/charging/credit & validity complaints within 4 weeks (98% within 4 weeks)
- viii. Resolution of billing/charging/credit & validity complaints within 6 weeks (100% within 6 weeks)
- ix. Period of applying credit/waiver/adjustment to customer's account from the date of resolution of complaints (100% within 1 week of resolution of complaint)

22. The following parameters have shown improvement, as compared to the previous quarter, in QoS by wireline service providers: -

- i. % Fault repaired by next working day (for urban areas)  $\geq 85\%$
- ii. % Fault repaired by next working day (for rural and hilly areas)  $\geq 75\%$
- iii. % Fault repaired within 7 days (for rural and hilly areas) 100%
- iv. Time taken for refund of deposits after closures 100% within 60 days

23. The following parameters have shown deterioration, as compared to the previous quarter, in QoS by wireline service providers: -

- i. Accessibility of call centre/customer care  $\geq 95\%$
- ii. % age of calls answered by the operators (voice to voice) within ninety seconds  $\geq 95\%$

24. During this quarter, list of Parameters which are fully complied, as compared to the previous quarter, by all the Cellular Mobile service providers: -

- i. BS Accumulated down-time (not available for service) (%age)  $\leq 2\%$
- ii. Worst affected BS due to down-time(%age)  $\leq 2\%$
- iii. Call Set-up Success Rate and Session Establishment Success Rate for Circuit Switched Voice or VoLTE as applicable (within licensee's own network)  $\geq 95\%$
- iv. SDCCH/Paging Channel Congestion/RRC Congestion (%age)  $\leq 1\%$
- v. TCH, RAB and E-RAB congestion (%age)  $\leq 2\%$
- vi. Network QoS DCR Spatial Distribution Measure [Network\_QSD (90,90)]  $\leq 2\%$
- vii. Network QoS DCR Temporal Distribution Measure [Network\_QTD (97,90)]  $\leq 3\%$
- viii. Connections with good voice quality, Circuit Switched Voice Quality and VoLTE quality  $\geq 95\%$
- ix. Down Link (DL) Packet Drop Rate or DL-PDR  $\leq 2\%$
- x. Up Link (UL) Packet Drop Rate or UL-PDR  $\leq 2\%$
- xi. Point of Interconnection (POI) Congestion (No. of POIs not meeting the benchmark)  $\leq 0.5\%$
- xii. Metering and billing credibility - postpaid  $\leq 0.1\%$
- xiii. Metering and billing credibility – prepaid  $\leq 0.1\%$
- xiv. Resolution of billing/charging/validity complaints - 98% within 4 weeks
- xv. Resolution of billing/charging/validity complaints - 100% within 6 weeks
- xvi. Period of applying credit/waiver/adjustment to customer's account from the date of resolution - within 1 week of resolution of complaint
- xvii. Accessibility of call centre/customer care  $\geq 95\%$
- xviii. Termination/Closure of service  $\leq 7$  days
- xix. Time taken for refund of deposits after closures (100% within 60 days)

25. The following parameters have shown deterioration, as compared to the previous quarter, in QoS by Cellular Mobile service providers: -
  - i. Percentage of calls answered by the operators (voice to voice) within ninety seconds  $\geq$  95%
26. A total of approximately 922 private satellite TV channels have been permitted by the Ministry of Information and Broadcasting (MIB) for uplinking only/downlinking only/both uplinking & downlinking.
27. As per the reporting done by broadcasters in pursuance of the Tariff Order dated 3<sup>rd</sup> March 2017, as amended, out of 912 permitted satellite TV channels which are available for downlinking in India, there are 361 satellite pay TV channels as on 31<sup>st</sup> March, 2024. Out of 361 pay channels, 258 are SD satellite pay TV channels and 103 are HD satellite pay TV channels.
28. During the QE 31<sup>st</sup> March 2024, there were 4 pay DTH service providers in the country.
29. Pay DTH has attained total active subscriber base of around 61.97 million. This is in addition to the subscribers of the DD Free Dish (free DTH services of Doordarshan). The total active subscriber base has decreased from 63.52 million in December 2023 to 61.97 million in March 2024.
30. Apart from the radio channels operated by All India Radio – the public broadcaster, as per the data reported by FM Radio operators to TRAI, as on 31<sup>st</sup> March 2024, there are 388 operational private FM Radio channels in 113 cities operated by 36 private FM Radio operators. As compared to the previous

quarter, there is no change in the number of operational private FM Radio channels, cities and FM Radio operators.

31. The advertisement revenue reported by FM Radio operators during the quarter ending 31<sup>st</sup> March 2024 in respect of 388 private FM Radio channels is Rs.491.98 crore as against Rs.485.47 crore in respect of 388 private FM Radio channels for the previous quarter.
32. As on 31<sup>st</sup> March, 2024, 494 Community Radio stations are operational.

## Trends at a Glance

<b>A. Access Service (Wireline + Wireless)</b>									
	QE Mar 2023	QE Jun 2023	QE Sep 2023	QE Dec 2023	QE Mar 2024	%age change over Mar-2023	%age change over Jun-2023	%age change over Sep-2023	%age change over Dec-2023
						(12 months)	(9 months)	(6 months)	(3 months)
<b>1) Subscriber Base (in million)</b>									
Wireline	28.41	30.31	30.98	31.84	33.79	18.94%	11.47%	9.08%	6.12%
Wireless	1143.93	1143.58	1150.15	1158.49	1165.49	1.88%	1.92%	1.33%	0.60%
<b>Total</b>	<b>1172.34</b>	<b>1173.89</b>	<b>1181.13</b>	<b>1190.33</b>	<b>1199.28</b>	<b>2.30%</b>	<b>2.16%</b>	<b>1.54%</b>	<b>0.75%</b>
Rural	518.63	520.19	522.66	527.77	533.90	2.94%	2.63%	2.15%	1.16%
Urban	653.71	653.70	658.46	662.56	665.88	1.79%	1.79%	1.05%	0.43%
<b>2) Tele-density</b>									
Wireline	2.05	2.18	2.22	2.28	2.41	17.89%	10.73%	8.60%	5.89%
Wireless	82.46	82.25	82.54	82.95	83.27	0.98%	1.24%	0.88%	0.38%
<b>Total</b>	<b>84.51</b>	<b>84.43</b>	<b>84.76</b>	<b>85.23</b>	<b>85.69</b>	<b>1.39%</b>	<b>1.48%</b>	<b>1.09%</b>	<b>0.53%</b>
Rural	57.71	57.83	58.05	58.56	59.19	2.56%	2.35%	1.96%	1.07%
Urban	133.81	133.19	133.54	133.76	133.72	-0.07%	0.40%	0.13%	-0.03%
<b>3) Service Provider wise Subscribers Base (in Million) (wireless+wireline)</b>									
Reliance Jio	439.35	448.53	459.67	470.86	481.77	9.66%	7.41%	4.81%	2.32%
Bharti Airtel	378.06	381.24	385.71	390.04	394.54	4.36%	3.49%	2.29%	1.15%
Vodafone Idea	237.45	230.34	228.19	223.74	220.60	-7.10%	-4.23%	-3.33%	-1.40%
BSNL	110.79	106.10	99.92	98.10	94.75	-14.48%	-10.70%	-5.18%	-3.41%
MTNL	4.66	4.27	4.20	4.15	4.10	-12.00%	-3.88%	-2.22%	-1.18%
Tata Tele.	1.54	2.25	2.27	2.24	2.29	48.33%	1.65%	0.90%	2.14%
Reliance Com.	0.15	0.14	0.14	0.13	0.13	-14.20%	-11.07%	-7.90%	-5.24%
Quadrant	0.34	0.36	0.37	0.39	0.41	21.77%	14.95%	9.75%	4.18%
VMIPL	0.00	0.01	0.02	0.02	0.05	-	303.88%	203.77%	148.19%
APFSPL	0.00	0.66	0.65	0.65	0.64	-	-1.95%	-1.03%	-0.63%
<b>Total</b>	<b>1172.34</b>	<b>1173.89</b>	<b>1181.13</b>	<b>1190.33</b>	<b>1199.28</b>	<b>2.30%</b>	<b>2.16%</b>	<b>1.54%</b>	<b>0.75%</b>

<b>B. Internet Services</b>									
	QE Mar 2023	QE Jun 2023	QE Sep 2023	QE Dec 2023	QE Mar 2024	%age change over Mar-2023 (12 months)	%age change over Jun-2023 (9 months)	%age change over Sep-2023 (6 months)	%age change over Dec-2023 (3 months)
<b>1) Subscriber's Base (in million)</b>									
<b>A. Wired Internet Subscribers</b>	33.94	35.54	37.11	38.57	40.27	18.65%	13.30%	8.52%	4.40%
<b>B. Wireless Internet Subscribers</b>	847.31	860.29	881.08	897.59	914.13	7.89%	6.26%	3.75%	1.84%
i. Mobile Wireless (Mobile & Dongle)	846.21	859.33	880.11	896.68	913.34	7.93%	6.29%	3.78%	1.86%
ii. Fixed Wireless (Wi-Fi, Wi-Max, Point-to-Point Radio & VSAT)	1.10	0.96	0.97	0.91	0.79	-27.93%	-17.29%	-18.19%	-12.77%
<b>Total Internet Subscribers</b>	<b>881.25</b>	<b>895.83</b>	<b>918.19</b>	<b>936.16</b>	<b>954.40</b>	<b>8.30%</b>	<b>6.54%</b>	<b>3.94%</b>	<b>1.95%</b>
<b>2) No. of Internet Subs per 100 Population</b>	63.53	64.43	65.89	67.03	68.19	7.34%	5.83%	3.48%	1.72%
<b>C. Usage and Revenue for Wireless Services</b>									
Traffic (MOU) (minutes of uses/subscriber/month)	946	960	948	955	995	5.19%	3.69%	4.94%	4.21%
ARPU (Rs./sub/month)	142.32	145.64	149.66	152.55	153.54	7.88%	5.42%	2.59%	0.64%
<b>D. Telecom Financial Data</b>									
	QE Mar 2023	QE Jun 2023	QE Sep 2023	QE Dec 2023	QE Mar 2024	%age change over Mar-2023 (12 months)	%age change over Jun-2023 (9 months)	%age change over Sep-2023 (6 months)	%age change over Dec-2023 (3 months)
<b>1. Telecom Sector</b>									
i) Gross Revenue (Rs.in Crores)	85356	80899	82741	84500	87926	3.01%	8.69%	6.27%	4.05%
ii) Adjusted Gross Revenue (Rs. in Crores)	64494	65624	66583	67835	70462	9.25%	7.37%	5.83%	3.87%
ii) Applicable Gross Revenue (ApGR)	78631	78349	79747	81101	83945	6.76%	7.14%	5.26%	3.51%
<b>2. Access Services</b>									
Adjusted Gross Revenue (Rs. in Crores)	51631	52838	54376	55670	56540	9.51%	7.01%	3.98%	1.56%



## **Introduction**

This Report presents the Key Parameters and growth trends for the Telecom Services in India for the quarter ending 31<sup>st</sup> March, 2024. It provides a broad perspective on the Telecom Services to serve as a reference document for various stakeholders, research agencies and analysts. Chapter-1 depicts the growth pattern, in terms of Subscriber base and Tele-density of Wireline, Wireless, Internet and Value Added Services (VAS) as well as Wireless Data Usage. Chapter-2 covers the key revenue and usage parameters. Chapter-3 gives the financial and accounting data. Chapter-4 covers performance of various telecom service providers in terms of QoS. The information relating to Cable TV, DTH & Radio Broadcast services is provided in Chapter-5.

2. The Report has been prepared based on the information furnished by the Service Providers. It is also available on TRAI's website ([www.trai.gov.in](http://www.trai.gov.in) and under the link <http://www.trai.gov.in/release-publication/reports/performance-indicators-reports>). Any suggestion or any clarification pertaining to this report, Advisor (F&EA), TRAI may be contacted on Tel. +91-20907772 and e-mail: [advfea2@tra.gov.in](mailto:advfea2@tra.gov.in).

# Chapter 1 :

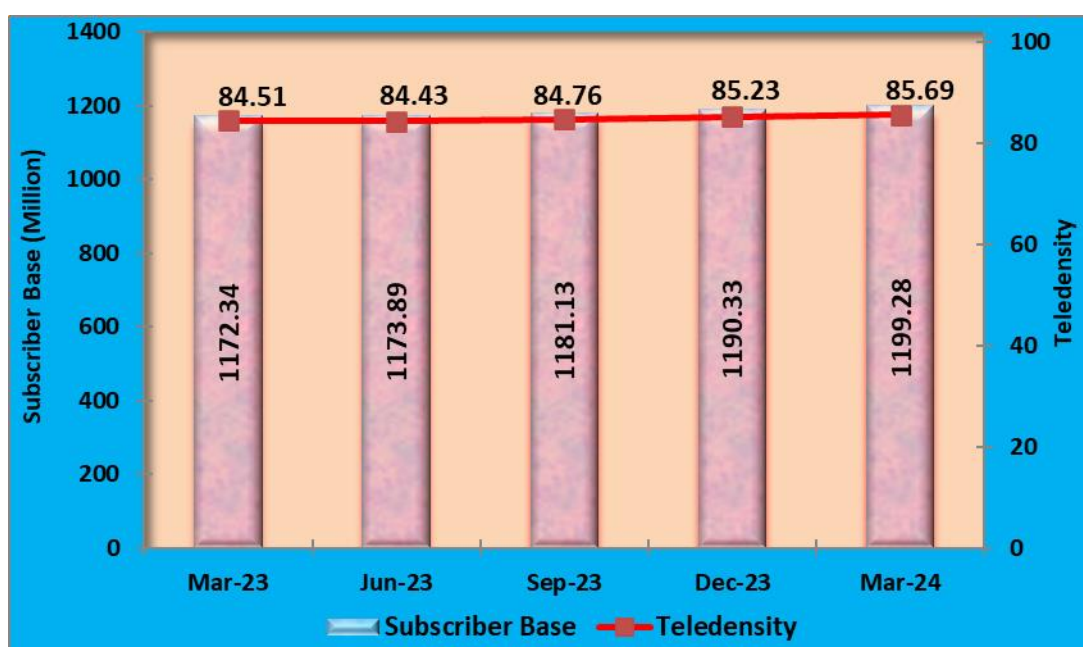
# Subscription Data

- 
- In this report, Tele-density figures are derived from the subscriber data provided by the operators and projection of population from the 'Report of the Technical Group on Population Projections for India and States 2011–2036', which is available under the link [https://main.mohfw.gov.in/sites/default/files/Population%20Projection%20Report%20011-2036%20-%20upload\\_compressed\\_0.pdf](https://main.mohfw.gov.in/sites/default/files/Population%20Projection%20Report%20011-2036%20-%20upload_compressed_0.pdf)

## Section A : Access Service - An Overview

- 1.1 The number of telephone subscribers in India increased from 1,190.33 million at the end of Dec-23 to 1,199.28 million at the end of Mar-24, registering a rate of growth 0.75% over the previous quarter. This reflects year-on-year (Y-O-Y) rate of growth 2.30% over the same quarter of last year. The overall Tele-density in India increased from 85.23% as on 31<sup>st</sup> December, 2023 to 85.69% as on 31<sup>st</sup> March, 2024 with quarterly rate of growth 0.53%.

**Chart 1.1: Trends in Telephone Subscribers and Tele-density in India**

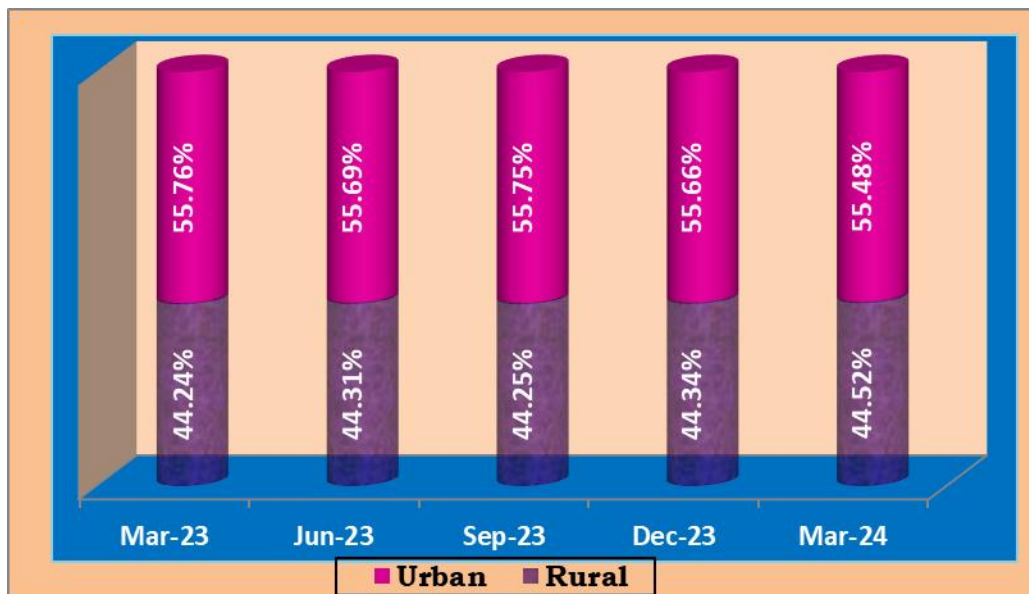


**Table 1.1: Subscriber Base & Tele-density - Rural & Urban**

Quarter ending	Subscriber Base (million)		Tele-density (%)	
	Rural	Urban	Rural	Urban
Mar-23	518.63	653.71	57.71	133.81
Jun-23	520.19	653.70	57.83	133.19
Sep-23	522.66	658.46	58.05	133.54
Dec-23	527.77	662.56	58.56	133.76
Mar-24	533.90	665.88	59.19	133.72

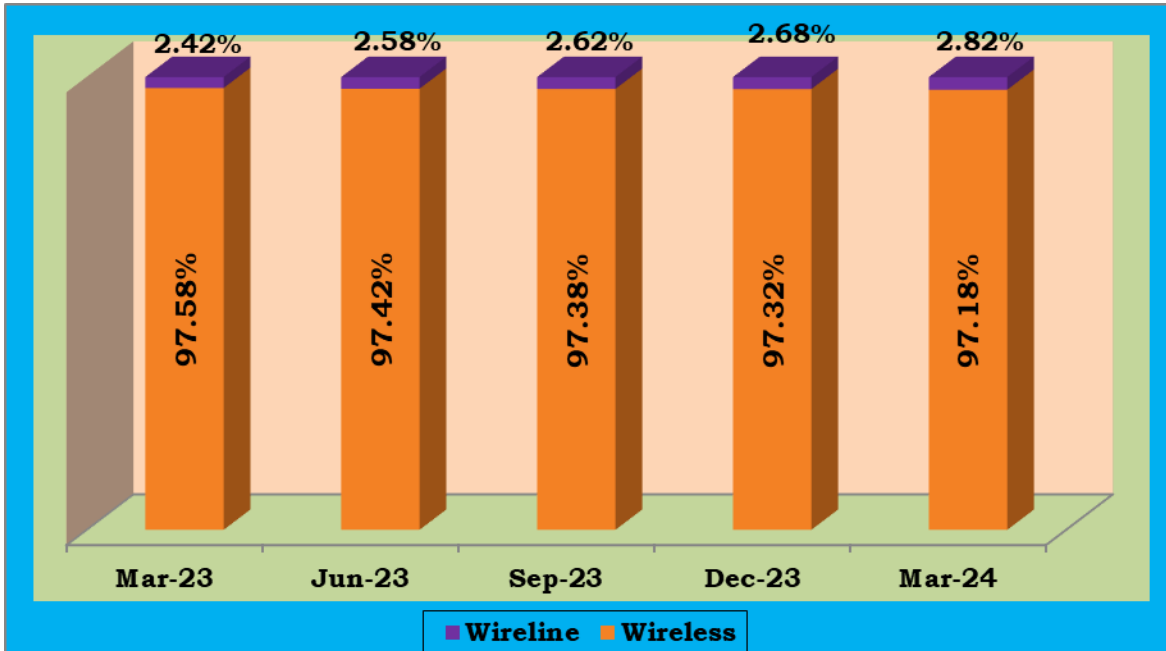
- 1.2 Telephone subscription in Urban areas increased from 662.56 million at the end of Dec-23 to 665.38 million at the end of Mar-24 however Urban Tele-density decreased from 133.76% to 133.72% at the end of the quarter.
- 1.3 Rural telephone subscription increased from 527.77 million at the end of Dec-23 to 533.90 million at the end of Mar-24 and Rural Tele-density also increased from 58.56% to 59.19% at the end of the quarter.
- 1.4 The Y-O-Y rates of growth in Urban and Rural telephone subscriptions from Mar-23 to Mar-24 are 1.79% and 2.94% respectively. The Y-O-Y rates of growth in Urban and Rural Tele-density from Mar-23 to Mar-24 are -0.07% and 2.56% respectively.

**Chart 1.2: Market Share - Rural & Urban Subscribers**



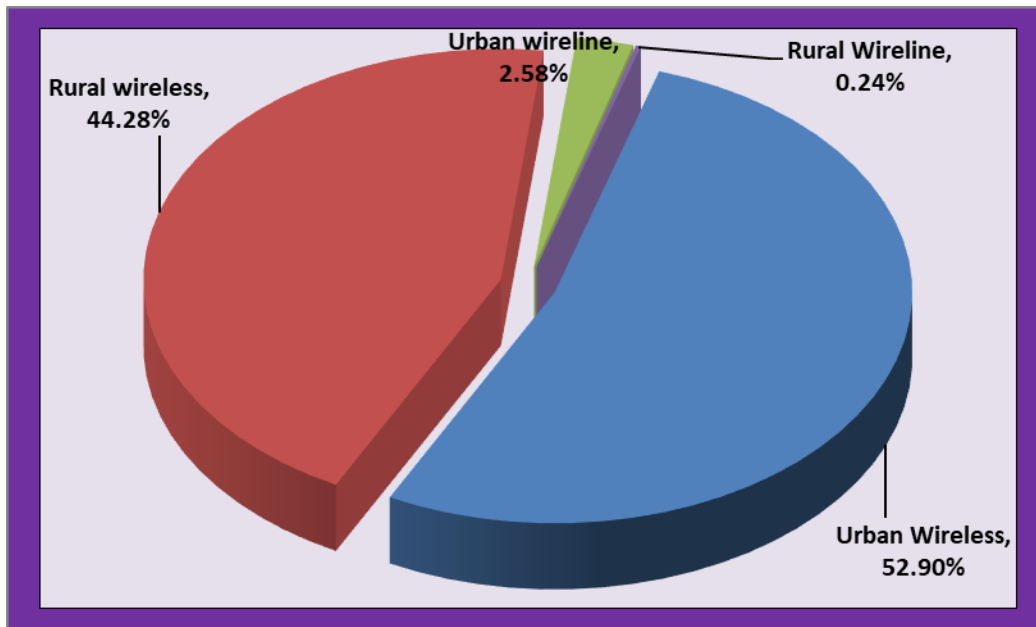
- 1.5 Share of subscriptions of rural areas in the total telephone subscriptions increased from 44.34% at the end of Dec-23 to 44.52% at the end of Mar-24.

**Chart 1.3: Composition of Access subscription - Wireline & Wireless**



1.6 Share of wireline subscription in total telephone subscription increased from 2.68% at the end of Dec-23 to 2.82% at the end of Mar-24.

**Chart 1.4: Composition of Rural-Urban Telephone Subscription at the end of the quarter**



**Table 1.2: Service Area wise Access (Wireless+Wireline) Subscriber base**

Service Area	Subscribers (million)			
	Dec-23	Mar-24	Net Additions	Rate of Growth
Andhra Pradesh	86.46	87.45	1.00	1.15%
Assam	26.05	26.70	0.65	2.51%
Bihar	94.90	96.45	1.55	1.64%
Delhi	60.35	61.13	0.78	1.30%
Gujarat	67.86	67.55	-0.30	-0.45%
Haryana	27.18	27.22	0.04	0.13%
Himachal Pradesh	9.01	8.97	-0.040	-0.45%
Jammu & Kashmir	12.55	12.48	-0.07	-0.58%
Karnataka	69.48	70.33	0.85	1.22%
Kerala	43.79	43.80	0.00	0.01%
Madhya Pradesh	79.96	81.25	1.29	1.61%
Maharashtra	94.94	94.87	-0.08	-0.08%
Mumbai	37.83	37.89	0.07	0.17%
North East	12.72	12.81	0.09	0.71%
Odisha	33.73	34.20	0.46	1.37%
Punjab	36.56	36.81	0.25	0.69%
Rajasthan	66.99	67.35	0.36	0.53%
Tamil Nadu	81.03	81.34	0.30	0.37%
Uttar Pradesh(E)	102.40	103.06	0.66	0.65%
Uttar Pradesh(W)	63.90	64.53	0.63	0.99%
Kolkata	24.84	24.68	-0.16	-0.66%
West Bengal	57.79	58.41	0.62	1.08%
<b>All India</b>	<b>1,190.33</b>	<b>1199.28</b>	<b>8.95</b>	<b>0.75%</b>

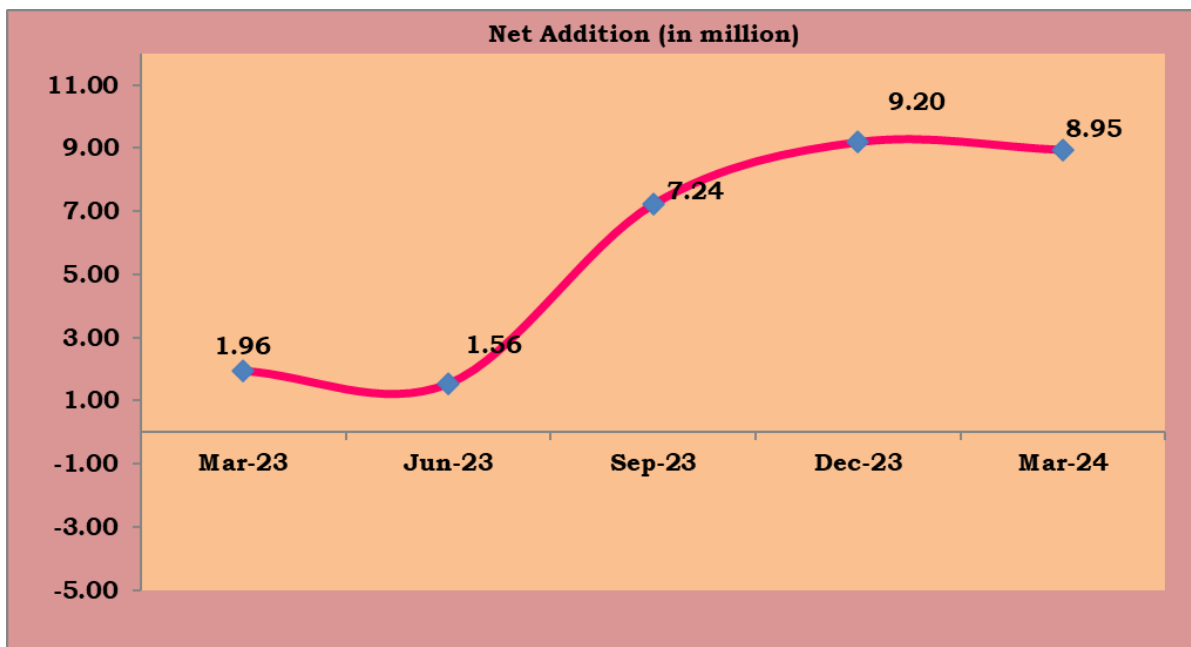
1.7 All service areas, except Gujarat, Himachal Pradesh, Jammu & Kashmir, Maharashtra and Kolkata, showed growth in their subscriber base during the quarter ending Mar-24. Assam service area showed maximum growth of 2.51% during the quarter.

**Table 1.3: Service Area wise Rural-Urban Subscribers at QE Mar-24**

Service Area	Number of Subscribers (in million)			
	Total	Rural	Urban	% of Rural Subscribers
Andhra Pradesh	41.95	41.95	45.51	47.96%
Assam	17.08	17.08	9.63	63.95%
Bihar	64.26	64.26	32.19	66.63%
Delhi	1.80	1.80	59.33	2.95%
Gujarat	25.63	25.63	41.93	37.93%
Haryana	12.23	12.23	14.99	44.93%
Himachal Pradesh	5.77	5.77	3.19	64.40%
Jammu & Kashmir	6.01	6.01	6.48	48.11%
Karnataka	25.49	25.49	44.84	36.24%
Kerala	19.33	19.33	24.47	44.14%
Madhya Pradesh	37.34	37.34	43.91	45.96%
Maharashtra	41.81	41.81	53.06	44.07%
Mumbai	1.34	1.34	36.55	3.53%
North East	6.63	6.63	6.19	51.72%
Odisha	22.35	22.35	11.84	65.37%
Punjab	12.29	12.29	24.51	33.40%
Rajasthan	35.95	35.95	31.40	53.38%
Tamil Nadu	24.48	24.48	56.86	30.10%
U.P.(E)	63.99	63.99	39.07	62.09%
U.P.(W)	31.18	31.18	33.35	48.32%
Kolkata	1.67	1.67	23.00	6.79%
West Bengal	35.32	35.32	23.09	60.46%
<b>All India</b>	<b>1199.28</b>	<b>533.90</b>	<b>665.38</b>	<b>44.52%</b>

1.8 Only eight service areas have more than 50% share of rural subscribers in their total number of subscribers. Bihar service area has maximum share of rural subscribers of 66.63% in its total telephone subscribers.

**Chart 1.5: Trend of Net Addition/decline in Telephone Subscription**



1.9 The net increase in telephone subscription is 8.95 million during QE Mar-24 as compared to the net increase of 9.20 million during QE Dec-23.

**Table 1.4 : Service Area wise Tele-density**

Service Area/ States	As on 31 <sup>st</sup> December, 2023			As on 31 <sup>st</sup> March, 2024		
	Rural Tele-density (%)	Urban Tele-density (%)	Total Tele-density (%)	Rural Tele-density (%)	Urban Tele-density (%)	Total Tele-density (%)
Andhra Pradesh	77.87	117.32	94.34	78.86	118.35	95.43
Assam	54.34	169.50	72.38	56.15	170.02	74.02
Bihar	44.44	121.00	56.43	45.17	121.62	57.16
Delhi	-	-	278.28	-	-	280.62
Gujarat	70.00	114.72	92.24	69.27	113.91	91.53
Haryana	69.16	115.94	89.08	69.78	114.61	88.93
Himachal Pradesh	85.96	416.43	120.12	85.78	411.14	119.43
J&K	62.05	152.08	89.75	61.97	149.86	89.08



Service Area/ States	As on 31 <sup>st</sup> December, 2023			As on 31 <sup>st</sup> March, 2024		
	Rural Tele-density (%)	Urban Tele-density (%)	Total Tele-density (%)	Rural Tele-density (%)	Urban Tele-density (%)	Total Tele-density (%)
Karnataka	67.39	144.88	102.11	67.91	146.45	103.20
Kerala	-	-	121.77	-	-	121.65
Madhya Pradesh	43.27	128.98	67.82	44.29	129.44	68.71
Maharashtra (incl. Mumbai)*	65.90	141.67	103.10	65.79	141.26	102.89
North East	64.53	108.93	80.16	64.45	110.00	80.55
Orissa	61.28	138.46	75.98	62.18	139.61	76.97
Punjab	67.86	171.32	113.76	68.76	171.34	114.36
Rajasthan	59.34	143.91	81.94	59.88	143.11	82.16
Tamil Nadu	66.85	133.17	102.93	68.30	132.37	103.23
Uttar Pradesh (incl. UPE & UPW)*	49.99	117.48	66.67	50.58	117	67.03
West Bengal (incl. Kolkata)*	58.06	122.72	82.15	58.65	122.50	82.51
<b>All India</b>	<b>58.56</b>	<b>133.76</b>	<b>85.23</b>	<b>59.19</b>	<b>133.72</b>	<b>85.69</b>

\* Population data/projections are available state-wise only.

**Notes:-**

1. Tele-density figures are derived from the subscriber data provided by the operators and the population projections, for Urban and Rural areas, of the country are taken from projection of population from the 'Report of the Technical Group on Population Projections for India and States 2011 – 2036', which is available under the link [https://main.mohfw.gov.in/sites/default/files/Population%20Projection%20Report%202011-2036%20-%20upload\\_compressed\\_0.pdf](https://main.mohfw.gov.in/sites/default/files/Population%20Projection%20Report%202011-2036%20-%20upload_compressed_0.pdf)
2. Delhi Service area, apart from the State of Delhi, includes wireless subscribers of the areas served by the local exchanges of Ghaziabad & Noida (in UP) and Gurgaon & Faridabad (in Haryana).
3. Data/information for Andhra Pradesh includes Telengana, Madhya Pradesh includes Chhatishgarh, Bihar includes Jharkhand, Maharashtra includes Goa, Uttar Pradesh includes Uttarakhand, West Bengal includes Sikkim and North-East includes Arunachal Pradesh, Manipur, Meghalaya, Mizoram, Nagaland & Tripura states.

1.10 Himachal Pradesh service area has the highest Rural Tele-density of 85.78 followed by Andhra Pradesh service area of 78.86. Madhya Pradesh service area has the lowest Rural Tele-density of 44.29 followed by Bihar service area with rural tele-density of 45.17 in QE Mar-24.

**Table 1.5 : State/UT wise subscriber base (wireline+wireless)**

Sl. No.	States/UT	Total Telephone Subscription (million)		
		Total	Rural	Urban
1	Andhra Pradesh	45.09	24.79	20.30
2	Arunachal Pradesh	1.29	0.86	0.43
3	Assam	26.70	17.08	9.63
4	Bihar	71.57	50.29	21.27
5	Chhattisgarh	21.20	10.42	10.78
6	Goa	2.53	0.86	1.67
7	Gujarat	66.61	25.30	41.31
8	Haryana	36.42	12.63	23.78
9	Himachal Pradesh	8.97	5.77	3.19
10	Jharkhand	24.88	13.97	10.91
11	Karnataka	70.33	25.49	44.84
12	Kerala	43.73	19.31	24.42
13	Madhya Pradesh	60.05	26.92	33.13
14	Maharashtra Incl. Mumbai	130.23	42.29	87.94
15	Manipur	2.47	0.99	1.47
16	Meghalaya	2.65	1.65	1.00
17	Mizoram	1.42	0.54	0.89
18	Nagaland	1.71	0.88	0.84
19	Odisha	34.20	22.35	11.84
20	Punjab	34.67	12.25	22.43
21	Rajasthan	67.35	35.95	31.40
22	Sikkim	0.81	0.49	0.31
23	Tamil Nadu	80.12	24.11	56.01
24	Telangana	42.37	17.15	25.21
25	Tripura	3.27	1.71	1.56
26	Uttar Pradesh (UPE + UPW)	166.78	89.69	77.09
27	Uttarakhand	12.62	6.45	6.17
28	West Bengal Incl. Kolkata	81.74	36.24	45.50
<b>Union Territories</b>				
1	Andaman & Nicobar Islands	0.55	0.26	0.28
2	Chandigarh	2.01	0.04	1.97
3	Dadra and Nagar Haveli and Daman and Diu	0.95	0.32	0.62
4	Delhi	40.25	0.44	39.81
5	Jammu & Kashmir	11.98	5.72	6.26
6	Ladakh	0.50	0.28	0.22
7	Lakshdweep	0.07	0.02	0.05
8	Puduchery	1.22	0.38	0.84
<b>Total</b>		<b>1199.28</b>	<b>533.90</b>	<b>665.38</b>

**Table 1.6: State/UT wise total Tele-density**

Sl.No.	State/UT	Total Tele-density (%)		
		Total	Rural	Urban
1	Andhra Pradesh	84.51	73.91	102.44
2	Arunachal Pradesh	81.67	73.40	105.32
3	Assam	74.02	56.15	170.02
4	Bihar	55.59	44.58	133.64
5	Chhattisgarh	69.39	47.03	128.45
6	Goa	159.82	234.26	137.46
7	Gujarat	91.95	68.84	115.75
8	Haryana	118.99	72.06	181.90
9	Himachal Pradesh	119.43	85.78	411.14
10	Jharkhand	62.21	47.43	103.48
11	Karnataka	103.20	67.91	146.45
12	Kerala	121.69	239.57	87.60
13	Madhya Pradesh	68.48	43.31	129.76
14	Maharashtra Incl. Mumbai	102.19	64.84	141.33
15	Manipur	75.77	45.32	138.44
16	Meghalaya	78.45	61.71	142.65
17	Mizoram	113.78	95.88	128.30
18	Nagaland	75.90	73.82	78.21
19	Odisha	76.97	62.18	139.61
20	Punjab	112.06	68.51	171.67
21	Rajasthan	82.16	59.88	143.11
22	Sikkim	115.73	145.92	87.02
23	Tamil Nadu (incl. Chennai)	103.90	68.20	134.11
24	Telangana	110.65	87.31	135.24
25	Tripura	78.12	68.48	92.33
26	Uttar Pradesh (UPE +UPW)	69.99	49.65	133.78
27	Uttarakhand	107.26	86.18	144.10
28	West Bengal Incl. Kolkata	82.06	57.97	122.67
<b>Union Territories</b>				
1	Andaman & Nicobar Islands	135.54	117.54	157.90
2	Chandigarh	161.63	-	-
3	Dadra and Nagar Haveli and Daman and Diu	69.31	135.21	55.23
4	Delhi	184.77	-	-
5	Jammu & Kashmir	87.41	60.36	148.10
6	Ladakh	165.05	136.08	227.11
7	Lakshdweep	102.85	-	-
8	Puduchery	72.40	75.43	71.13
<b>Total</b>		<b>85.69</b>	<b>59.19</b>	<b>133.72</b>

**Table 1.7 : Service Provider wise Growth in Subscriber base**

Service Provider	Subscriber base (millions)			Rate of Growth (%)	Market Share in QE Dec-23 (%)	Market Share in QE Mar-24 (%)
	Dec-23	Mar-24	Net Additions			
Reliance Jio	470.86	481.77	10.90	2.32%	39.56%	40.17%
Bharti Airtel	390.04	394.54	4.50	1.15%	32.77%	32.90%
Vodafone Idea Ltd	223.74	220.60	-3.14	-1.40%	18.80%	18.39%
BSNL	98.10	94.75	-3.35	-3.41%	8.24%	7.90%
MTNL	4.15	4.10	-0.05	-1.18%	0.35%	0.34%
Tata Teleservices	2.24	2.29	0.05	2.14%	0.19%	0.19%
Quadrant	0.39	0.41	0.017	4.18%	0.03%	0.03%
Reliance Com.	0.13	0.13	-0.01	-5.24%	0.01%	0.01%
APSFL	0.65	0.64	0.00	-0.63%	0.05%	0.05%
VM IPL	0.02	0.05	0.032	148.19%	0.002%	0.004%
<b>Total</b>	<b>1,190.33</b>	<b>1,199.28</b>	<b>8.95</b>	<b>0.75%</b>	<b>100</b>	<b>100</b>

Note: M/s BSNL includes number of subscribers of its Virtual Network Operator (VNO).

1.11 M/s Reliance Jio Infocomm Ltd is the market leader with 40.17% in the access segment in terms of number of subscribers with 481.77 million subscribers at the end of Mar-24 followed by M/s Bharti Airtel Ltd with 394.54 million subscribers.

1.12 In term of net addition, Reliance Jio became the biggest gainer with net addition of 10.90 million telephone subscribers during the QE Mar-24.

**Table 1.8: Market Share of the service providers in total rural subscriber base**

<b>Service Provider</b>	<b>No. of Total Subscribers (in millions)</b>	<b>No. of Rural Subscribers (in millions)</b>	<b>Percentage of Rural subscribers</b>	<b>Market share of Rural subscribers</b>
Reliance Jio	481.77	207.36	43.04%	38.84%
Bharti Airtel	394.54	188.85	47.87%	35.37%
Vodafone Idea Ltd	220.60	107.30	48.64%	20.10%
BSNL	94.75	29.86	31.51%	5.59%
MTNL	4.10	0.04	0.92%	0.01%
Tata Teleservices	2.29	0.01	0.33%	0.001%
Quadrant	0.41	0.02	4.02%	0.003%
Reliance Com.	0.13	0.0004	0.28%	0.0001%
VMIPL	0.64	-	0.00%	0.00%
APSFL	0.05	0.48	74.00%	0.09%
<b>Total</b>	<b>1,199.28</b>	<b>533.90</b>	<b>44.52%</b>	<b>100</b>

1.13 M/s APSFL is the telecom service provider with highest proportion of rural telephone subscribers of 74% followed by Vodafone Idea Ltd of 48.64% to their total telephone subscribers at the end of Mar-24.

## Section B : Wireless Service

**Table 1.9: List of Wireless Access Service Providers currently providing service**

**[As on 31<sup>st</sup> March, 2024]**

Sl.No.	Service Provider	Licensed Service Areas
1	Reliance Jio Infocom Ltd	All India
2	Bharti Airtel Ltd	All India
3	Vodafone Idea Ltd	All India
4	BSNL	All India (except Delhi & Mumbai)
5	MTNL	Delhi & Mumbai
6	Reliance Communications Ltd	All India (except Assam & NE)

*Source : DoT website*

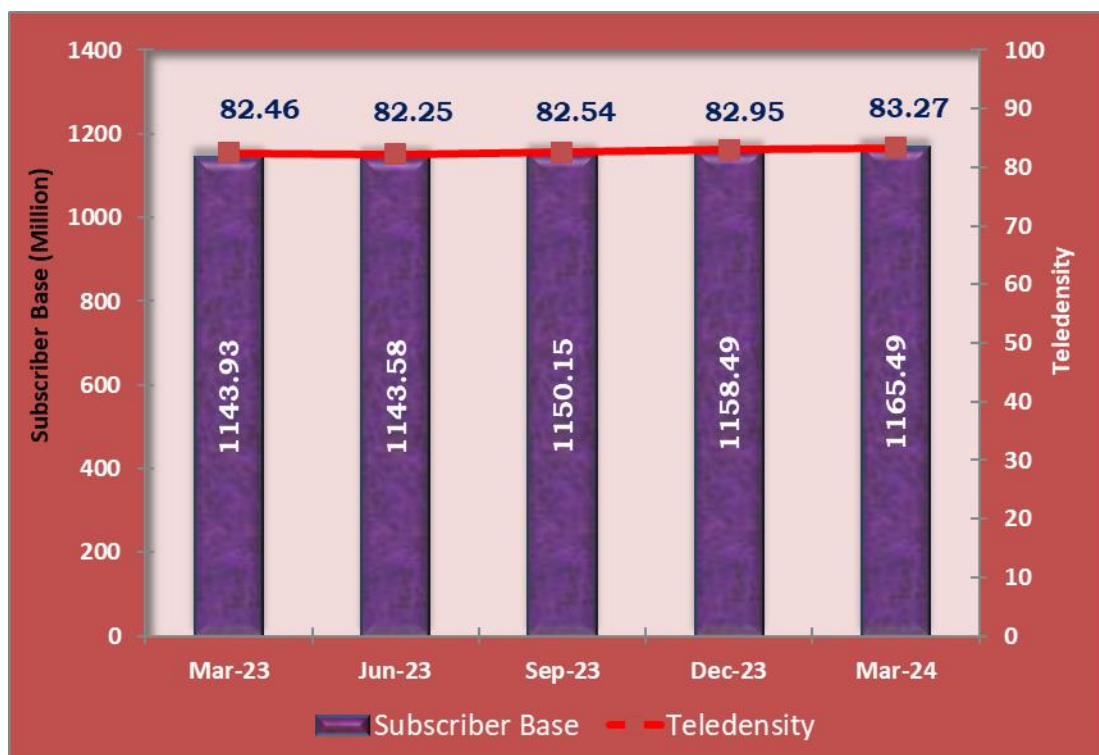
### UL Access Services Licensees Virtual Network Operators (VNOs) who are providing services as on 31<sup>st</sup> March, 2024

1	AdPay Mobile Payment India Pvt. Ltd	Tamil Nadu
2	Surftelecom Private Limited	Tamil Nadu

*Source : As reported by telecom service providers*

- 1.14 Number of wireless subscriber base has increased from 1,158.49 million at the end of Dec-23 to 1,165.49 million at the end of Mar-24, thereby showing a quarterly rate of growth 0.60%. During the quarter, net increase of 7 million wireless subscribers has been recorded.
- 1.15 The wireless subscriber base recorded a Y-O-Y rate of growth 1.88% in QE Mar-24 over the same quarter in the previous year.
- 1.16 Wireless Teledensity in the country increased from 82.95% at the end of Dec-23 to 83.27% at the end of Mar-24.

**Chart 1.6: Wireless Subscriber Base and Teledensity**



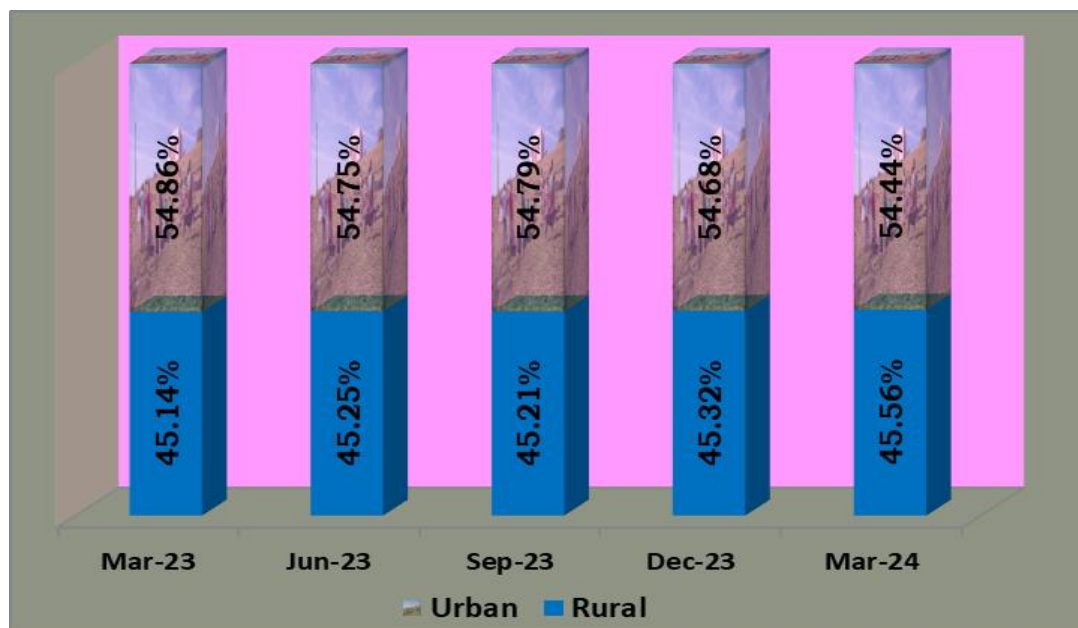
**Table 1.10: Wireless Subscriber Base & Tele-density - Rural & Urban**

Quarter ending	Subscriber Base (million)		Tele-density (%)	
	Rural	Urban	Rural	Urban
Mar-23	516.38	627.54	57.46	128.45
Jun-23	517.51	626.07	57.53	127.56
Sep-23	519.99	630.17	57.75	127.81
Dec-23	525.05	633.44	58.26	127.88
Mar-24	531.02	634.47	58.87	127.51

1.17 Number of Rural Wireless subscribers increased from 525.05 million at the end of Dec-23 to 531.02 million at the end of Mar-24 and number of urban wireless subscribers also increased from 633.44 million to 634.47 million during the quarter. Quarterly rate of growth of Rural and Urban wireless subscriptions are 1.14% and 0.16% respectively during QE Mar-24.

1.18 The share of rural wireless subscription increased from 45.32% million at the end of Dec-23 to 45.56% million at the end of Mar-24.

**Chart 1.7: Wireless Market Share - Rural & Urban**



**Table 1.11: Growth in Wireless Subscriber base**

Service Provider	Subscriber Base (millions)			Rate of Growth	Market Share Dec-23	Market Share Mar-24
	Dec-23	Mar-24	Net Addition			
Reliance Jio	459.81	469.73	9.92	2.16%	39.69%	40.30%
Bharti Airtel	381.73	385.76	4.03	1.06%	32.95%	33.10%
Vodafone Idea Ltd	223.05	219.82	-3.23	-1.45%	19.25%	18.86%
BSNL	91.96	88.25	-3.71	-4.03%	7.94%	7.57%
MTNL	1.94	1.93	-0.01	-0.67%	0.17%	0.17%
Reliance Com.	0.002	0.00003	-0.0024	-98.70%	0.0002%	0.00%
<b>Total</b>	<b>1,158.49</b>	<b>1,165.49</b>	<b>7.00</b>	<b>0.60%</b>	<b>100</b>	<b>100</b>

1.19 M/s Reliance Jio Infocom Ltd. is the market leader with a wireless subscriber base of 469.73 million which translates into market share of 40.30% and M/s



Bharti Airtel Ltd. is at 2<sup>nd</sup> position with a total subscriber base of 385.76 million and market share of 33.10%.

1.20 In terms of net additions during QE Mar-24 except M/s Reliance Jio and M/s Bharti Airtel Limited, all other service providers showed negative growth in their wireless subscribers.

**Table 1.12: Service Area wise Wireless Subscriber base**

Service Area	Subscriber base (in million)			
	Dec-23	Mar-24	Net Additions	Rate of change (%)
Andhra Pradesh	83.05	83.83	0.77	0.93%
Assam	25.73	26.37	0.63	2.46%
Bihar	94.06	95.48	1.42	1.51%
Delhi	56.01	56.70	0.69	1.24%
Gujarat	66.41	65.97	-0.44	-0.66%
Haryana	26.67	26.62	-0.04	-0.17%
Himachal Pradesh	8.85	8.80	-0.05	-0.57%
Jammu & Kashmir	12.17	12.08	-0.09	-0.73%
Karnataka	66.25	66.91	0.65	0.99%
Kerala	42.39	42.26	-0.13	-0.30%
Madhya Pradesh	78.36	79.50	1.14	1.45%
Maharashtra	93.39	93.25	-0.14	-0.15%
Mumbai	34.35	34.36	0.01	0.02%
North East	12.47	12.55	0.08	0.62%
Orissa	33.27	33.71	0.44	1.32%
Punjab	35.13	35.14	0.00	0.01%
Rajasthan	66.03	66.33	0.30	0.45%
Tamil Nadu	78.22	78.44	0.22	0.28%
U.P.(E)	101.52	102.12	0.60	0.59%
U.P.(W)	62.99	63.54	0.55	0.88%
Kolkata	23.87	23.67	-0.20	-0.85%
West Bengal	57.31	57.90	0.59	1.03%
<b>All India</b>	<b>1,158.49</b>	<b>1,165.49</b>	<b>7.00</b>	<b>0.60%</b>

**Table 1.13: Service Area wise Wireless Rural-Urban Subscriber base**

Service Area	Subscriber base (in million)			
	Total	Rural	Urban	% of Rural Subscribers
Andhra Pradesh	83.83	41.25	42.58	49.21%
Assam	26.37	17.05	9.32	64.67%
Bihar	95.48	64.18	31.29	67.22%
Delhi	56.70	1.80	54.90	3.17%
Gujarat	65.97	25.55	40.41	38.74%
Haryana	26.62	12.11	14.51	45.49%
Himachal Pradesh	8.80	5.72	3.08	65.04%
Jammu & Kashmir	12.08	5.99	6.09	49.57%
Karnataka	66.91	25.40	41.51	37.96%
Kerala	42.26	18.67	23.59	44.17%
Madhya Pradesh	79.50	37.28	42.22	46.89%
Maharashtra	93.25	41.67	51.57	44.69%
Mumbai	34.36	1.33	33.03	3.86%
North East	12.55	6.61	5.94	52.67%
Orissa	33.71	22.31	11.39	66.20%
Punjab	35.14	12.04	23.09	34.27%
Rajasthan	66.33	35.88	30.45	54.09%
T.N. (incl. Chennai)	78.44	24.22	54.21	30.88%
U.P.(E)	102.12	63.96	38.16	62.63%
U.P.(W)	63.54	31.12	32.42	48.97%
Kolkata	23.67	1.67	21.99	7.07%
West Bengal	57.90	35.22	22.68	60.82%
<b>All India</b>	<b>1,165.49</b>	<b>531.02</b>	<b>634.47</b>	<b>45.56%</b>

1.21 Detailed table on service provider wise wireless subscriber base in each service area is at **Annexure-1.1**.

**Table 1.14: Service Area wise Wireless Tele-density**

Service Area	As on 31 <sup>st</sup> December, 2023			As on 31 <sup>st</sup> March, 2024		
	Rural Tele-density (%)	Urban Tele-density (%)	Total Tele-density (%)	Rural Tele-density (%)	Urban Tele-density (%)	Total Tele-density(%)
A.P.	76.58	110.23	90.63	77.55	110.72	91.47
Assam	54.26	164.36	71.50	56.06	164.57	73.09
Bihar	44.39	118.09	55.93	45.11	118.24	56.58
Delhi	-	-	258.26	-	-	260.27
Gujarat	69.83	110.92	90.27	69.08	109.79	89.38
Haryana	68.61	112.72	87.40	69.10	110.97	86.99
H.P.	85.25	402.42	118.03	85.03	396.22	117.21
J&K	61.87	143.49	86.99	61.79	140.93	86.20
Karnataka	67.15	134.59	97.37	67.67	135.58	98.18
Kerala	227.55	85.27	117.85	231.59	84.43	117.38
M.P.	43.19	124.43	66.46	44.20	124.48	67.23
Maharashtra (incl. Mumbai)*	65.69	133.93	99.19	65.56	133.36	98.90
North East	64.37	104.75	78.59	64.28	105.62	78.90
Orissa	61.17	133.42	74.93	62.07	134.32	75.86
Punjab	66.75	162.73	109.33	67.36	161.41	109.17
Rajasthan	59.23	139.82	80.77	59.77	138.79	80.92
Tamil Nadu	66.14	127.19	99.35	67.58	126.22	99.55
Uttar Pradesh (incl. UPE&UPW)*	49.95	114.71	65.96	50.53	114.03	66.25
West Bengal (incl. Kolkata)*	57.91	119.11	80.71	58.48	118.73	81.00
<b>All India</b>	<b>58.26</b>	<b>127.88</b>	<b>82.95</b>	<b>58.87</b>	<b>127.51</b>	<b>83.27</b>

\* Population data/projections are available state-wise only.

**Notes:**

1. Tele-density figures are derived from the subscriber data provided by the operators and the projection of population from the 'Report of the Technical Group on Population Projections for India and States 2011 – 2036', which is available under the link [https://main.mohfw.gov.in/sites/default/files/Population%20Projection%20Report%202011-2036%20-%20upload\\_compressed\\_0.pdf](https://main.mohfw.gov.in/sites/default/files/Population%20Projection%20Report%202011-2036%20-%20upload_compressed_0.pdf)
2. Delhi Service area, apart from the State of Delhi, includes wireless subscribers of the areas served by the local exchanges of Ghaziabad & Noida (in UP) and Gurgaon & Faridabad (in Haryana).
3. Data/information for Andhra Pradesh includes Telengana, Madhya Pradesh includes Chhatisgarh, Bihar includes Jharkhand, Maharashtra includes Goa, Uttar Pradesh includes Uttarakhand, West Bengal includes Sikkim and North-East includes Arunachal Pradesh, Manipur, Meghalaya, Mizoram, Nagaland & Tripura states.

**Table 1.15 : State/UT wise Wireless Subscriber Base**

Sl. No.	States/UT	Wireless Subscribers (in million)		
		Total	Rural	Urban
1	Andhra Pradesh	42.81	24.16	18.65
2	Arunachal Pradesh	1.27	0.86	0.42
3	Assam	26.37	17.05	9.32
4	Bihar	70.95	50.24	20.71
5	Chhattisgarh	20.83	10.41	10.43
6	Goa	2.47	0.84	1.63
7	Gujarat	65.03	25.23	39.80
8	Haryana	35.64	12.51	23.14
9	Himachal Pradesh	8.80	5.72	3.08
10	Jharkhand	24.53	13.95	10.58
11	Karnataka	66.91	25.40	41.51
12	Kerala	42.19	18.65	23.54
13	Madhya Pradesh	58.67	26.87	31.80
14	Maharashtra	125.13	42.16	82.98
15	Manipur	2.40	0.99	1.41
16	Meghalaya	2.59	1.65	0.94
17	Mizoram	1.39	0.54	0.85
18	Nagaland	1.68	0.88	0.80
19	Odisha	33.71	22.31	11.39
20	Punjab	33.24	12.00	21.24
21	Rajasthan	66.33	35.88	30.45
22	Sikkim	0.80	0.49	0.30
23	Tamil Nadu	77.28	23.86	53.42
24	Telangana	41.02	17.09	23.93
25	Tripura	3.23	1.70	1.52
26	Uttar Pradesh	164.93	89.63	75.31
27	Uttarakhand	12.25	6.42	5.84
28	West Bengal	80.26	36.15	44.11
<b>Union Territories</b>				
1	Andaman & Nicobar Islands	0.50	0.24	0.26
2	Chandigarh	1.77	0.03	1.74
3	Dadra and Nagar Haveli and Daman and Diu	0.94	0.32	0.61
4	Delhi	36.27	0.44	35.83
5	Jammu & Kashmir	11.58	5.71	5.87
6	Ladakh	0.50	0.28	0.22
7	Lakshdweep	0.06	0.02	0.05
8	Puduchery	1.16	0.36	0.80
<b>Total</b>		<b>1165.49</b>	<b>531.02</b>	<b>634.47</b>

**Table 1.16 : State/UT wise Wireless Tele-density**

Sl.No.	State/UT	Wireless Tele-density (%)		
		Total	Rural	Urban
1	Andhra Pradesh	80.23	72.02	94.12
2	Arunachal Pradesh	80.54	73.18	101.61
3	Assam	73.09	56.06	164.57
4	Bihar	55.11	44.52	130.09
5	Chhattisgarh	68.19	46.96	124.25
6	Goa	156.05	230.27	133.76
7	Gujarat	89.77	68.65	111.52
8	Haryana	116.47	71.36	176.93
9	Himachal Pradesh	117.21	85.03	396.22
10	Jharkhand	61.32	47.35	100.35
11	Karnataka	98.18	67.67	135.58
12	Kerala	117.42	231.38	84.47
13	Madhya Pradesh	66.90	43.22	124.55
14	Maharashtra	98.19	64.64	133.35
15	Manipur	73.80	45.14	132.79
16	Meghalaya	76.59	61.59	134.11
17	Mizoram	110.81	95.76	123.00
18	Nagaland	74.35	73.78	74.98
19	Odisha	75.86	62.07	134.32
20	Punjab	107.43	67.14	162.58
21	Rajasthan	80.92	59.77	138.79
22	Sikkim	114.83	145.71	85.45
23	Tamil Nadu	100.22	67.51	127.90
24	Telangana	107.14	87.00	128.36
25	Tripura	77.03	68.25	89.98
26	Uttar Pradesh	69.22	49.61	130.70
27	Uttarakhand	104.15	85.77	136.27
28	West Bengal	80.58	57.84	118.92
<b>Union Territories</b>				
1	Andaman & Nicobar Islands	124.86	107.11	146.90
2	Chandigarh	142.41	-	-
3	Dadra and Nagar Haveli and Daman and Diu	68.76	134.80	54.65
4	Delhi	166.48	-	-
5	Jammu & Kashmir	84.49	60.19	139.03
6	Ladakh	164.04	135.73	224.68
7	Lakshdweep	93.16	-	-
8	Puduchery	68.76	72.79	67.06
<b>All India Tele-density</b>		<b>83.27</b>	<b>58.87</b>	<b>127.51</b>

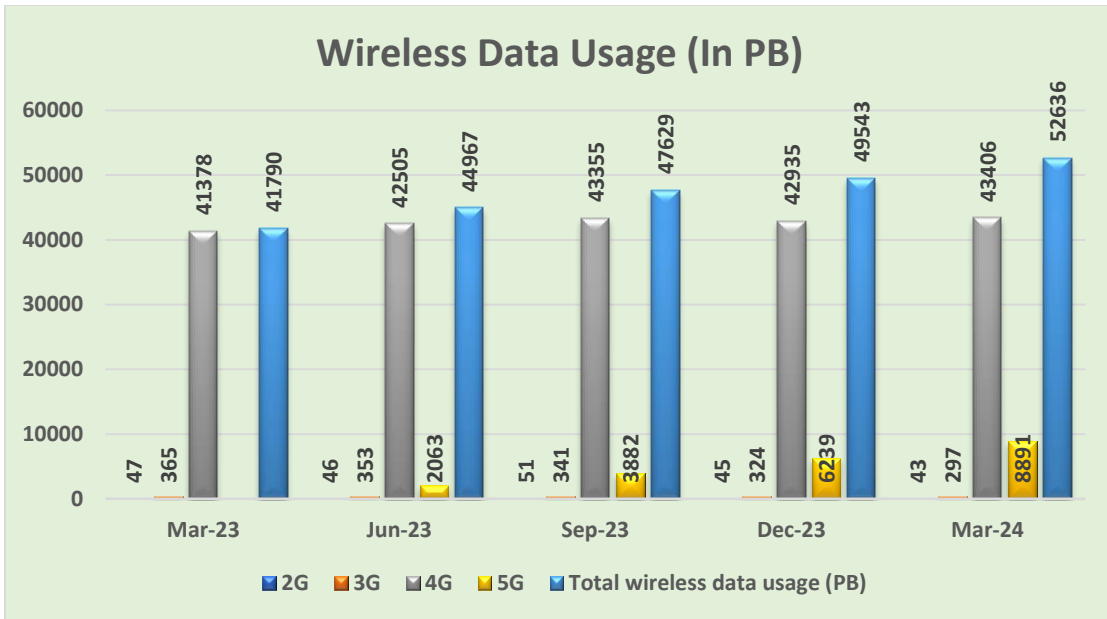
**Table 1.17 : Rural Wireless Subscriber base and Market Share  
(as on 31.03.2024)**

<b>Service Provider</b>	<b>Total number of wireless Subscribers (in millions)</b>	<b>Rural Subscribers (in millions)</b>	<b>% of Rural subscribers in total</b>	<b>Market Share of Rural Subscribers</b>
Reliance Jio	469.73	207.09	44.09%	39.00%
Bharti Airtel	385.76	188.85	48.95%	35.56%
Vodafone Idea Ltd	219.82	107.30	48.81%	20.21%
BSNL	88.25	27.75	31.45%	5.23%
MTNL	1.93	0.04	1.83%	0.01%
Reliance Com.	0.00003	0.00	0.00%	0.00%
<b>Total</b>	<b>1,165.49</b>	<b>531.02</b>	<b>45.56%</b>	<b>100%</b>

### Wireless Data Usage

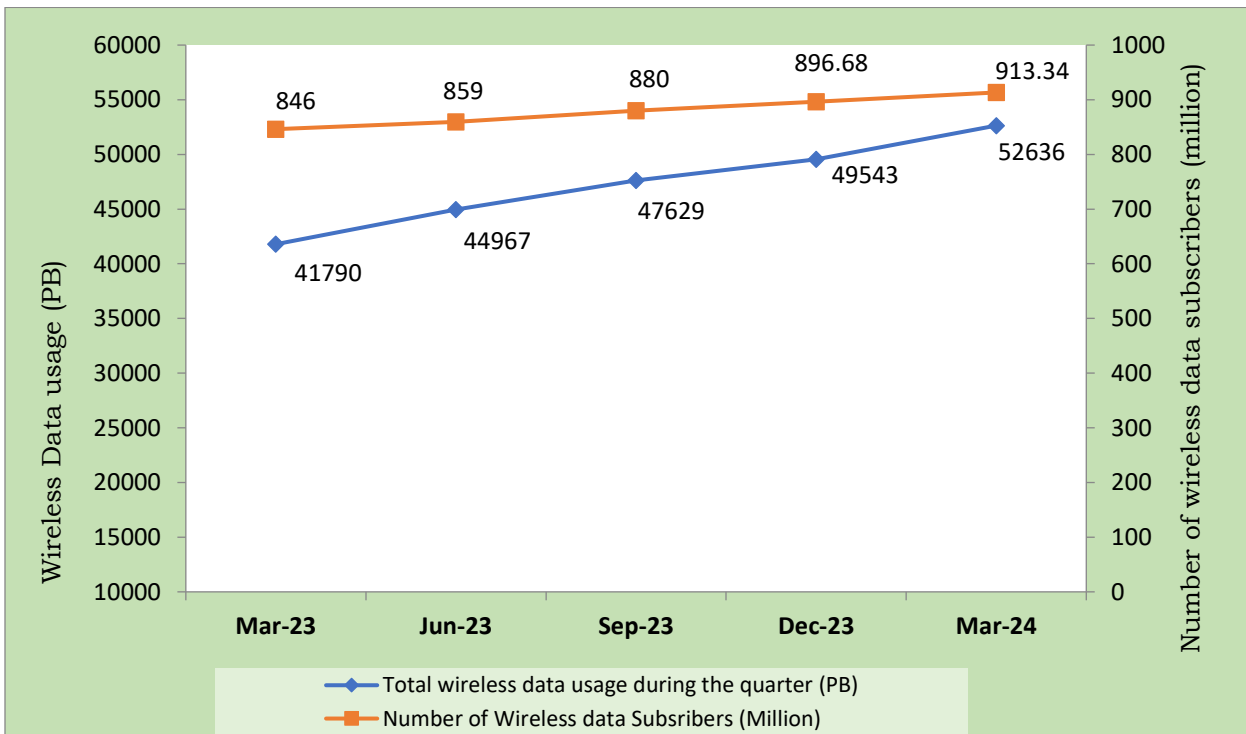
- 1.22 Volume of total wireless data usage increased from 49,543 PB during Q.E. Dec-23 to 52,636 PB during Q.E. Mar-24 with quarterly rate of growth 6.24%. Out of total data wireless usage, 2G data usage was 43 PB, 3G data usage was 297 PB, 4G data usage was 43,406 PB and 5G data usage was 8,891 PB during the quarter.
- 1.23 Total number of wireless data subscribers increased from 896.68 million at the end of Dec-23 to 913.34 million at the end of Mar-24.
- 1.24 The contribution of 2G, 3G, 4G and 5G data usage in total volume of wireless data usage are about 0.08%, 0.56%, 82.46% and 16.89% respectively during the QE Mar-24.
- 1.25 Technology-wise trend of growth in volume of wireless data usage is depicted in the following chart: -

**Chart 1.8: Trend of technology wise wireless data use (in PB)**



1.26 The following chart depicts the trend of number of wireless data subscribers and volume of wireless data usage in QE Mar-24.

**Chart 1.9: Trend of Wireless data subscribers (million) and volume of wireless data usage (PB)**



## Section C : Wireline Service

**\*Table 1.18 : Service Providers providing Wireline Service**

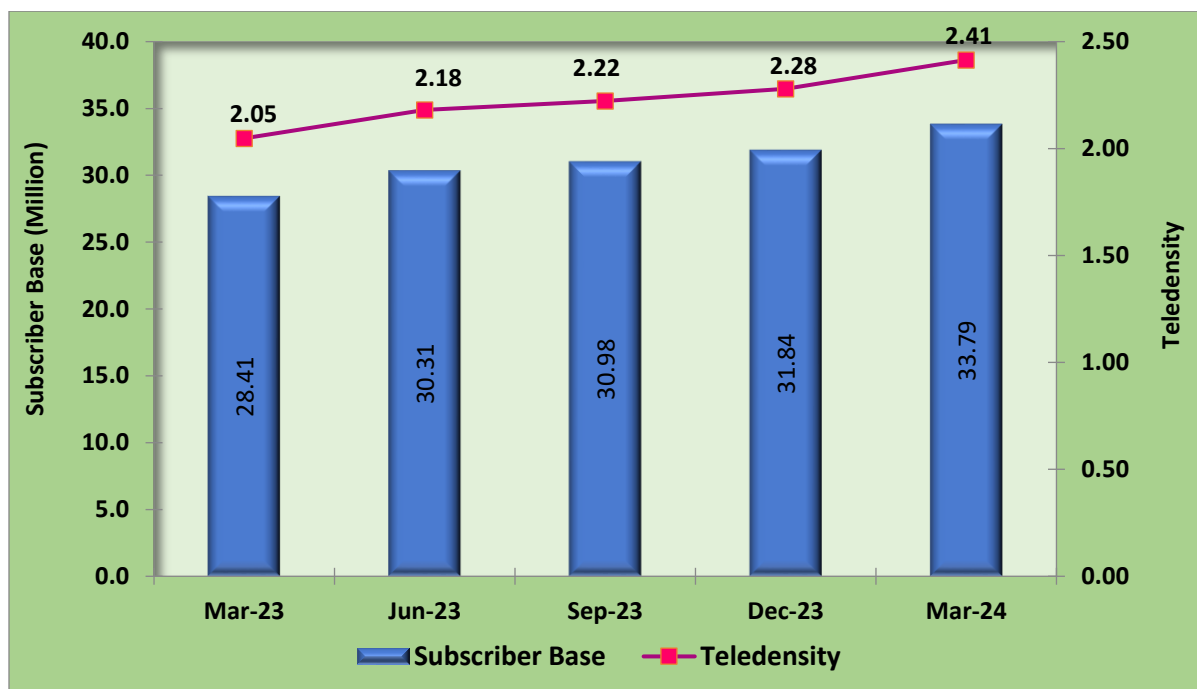
[As on 31<sup>st</sup> March, 2024]

Sl. No.	Name of the Service Provider	Area of Operation
1	Bharti Airtel Ltd	Andhra Pradesh, Assam, Bihar, Delhi, Gujarat, Haryana, Himachal Pradesh, Jammu & Kashmir, Karnataka, Kerala, Kolkata, Madhya Pradesh, Maharashtra, Mumbai, Odisha, Punjab, Rajasthan, Tamil Nadu (including Chennai), UP-East, UP-West and West Bengal.
2	BSNL	All India except Delhi & Mumbai
3	MTNL	Delhi & Mumbai
4	Quadrant Televentures Ltd.	Punjab
5	Reliance Communications Ltd.	Andhra Pradesh, Bihar, Delhi, Gujarat, Karnataka, Kerala, Kolkata, Madhya Pradesh, Maharashtra, Mumbai, Odisha, Punjab, Rajasthan, Tamil Nadu (including Chennai), UP-East, UP-West and West Bengal
6.	Tata Teleservices Ltd. (Inc. TTML)	Andhra Pradesh, Bihar, Delhi, Gujarat, Haryana, Himachal Pradesh, Karnataka, Kerala, Kolkata, Madhya Pradesh, Maharashtra, Mumbai, Odisha, Punjab, Rajasthan, Tamil Nadu (including Chennai), UP-East, UP-West and West Bengal.
7	Vodafone Idea Ltd	Andhra Pradesh, Assam, Bihar, Delhi, Gujarat, Haryana, Himachal Pradesh, Jammu & Kashmir, Karnataka, Kerala, Kolkata, Madhya Pradesh, Maharashtra, Mumbai, North-East, Odisha, Punjab, Rajasthan, Tamil Nadu (including Chennai), UP-East, UP-West and West Bengal.
8	Reliance Jio Infocomm Ltd.	Andhra Pradesh, Assam, Bihar, Delhi, Gujarat, Haryana, Himachal Pradesh, Jammu & Kashmir, Karnataka, Kerala, Kolkata, Madhya Pradesh, Maharashtra, Mumbai, North-East, Odisha, Punjab, Rajasthan, Tamil Nadu (including Chennai), UP-East, UP-West and West Bengal.
9.	V-CON Mobile & Infra Pvt. Ltd. (VMIPL)	Punjab
10.	Andhra Pradesh State Fibernet Pvt. Ltd. (APFPL)	Andhra Pradesh

1.27 Wireline subscribers base increased from 31.84 million at the end of Dec-23 to 33.79 million at the end of Mar-24 with quarterly rate of growth 6.12%. Overall Wireline Teledensity in the country increased from 2.28% at the end of Dec-23 to 2.41% at the end of Mar-24.



**Chart 1.10: Wireline Subscriber Base and Tele-density**



1.28 Urban wireline subscriber base increased by 6.16% from 29.12 million at the end of Dec-23 to 30.92 million at the end of Mar-24 and rural wireline subscription also increased by 5.74%, from 2.72 million to 2.88 million during the same period.

**Table 1.19: Wireline Subscriber Base & Tele-density - Rural & Urban**

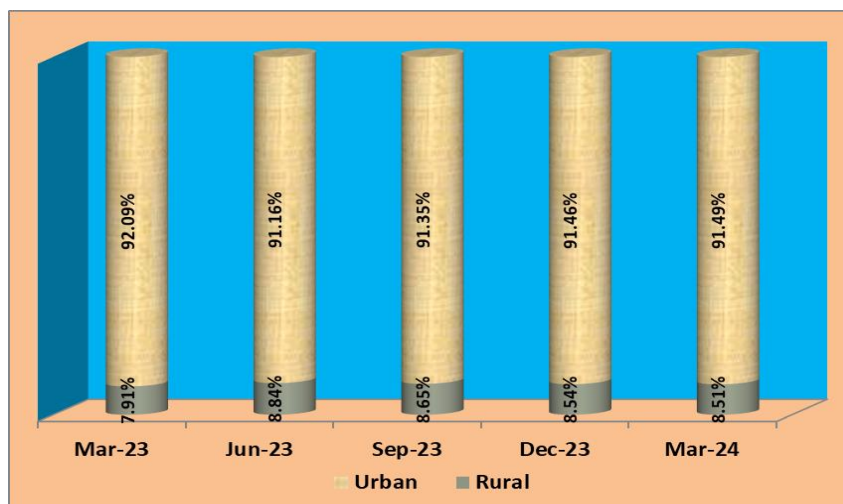
Quarter ending	Subscriber Base (million)		Tele-density (%)	
	Rural	Urban	Rural	Urban
Mar-23	2.25	26.16	0.25	5.36
Jun-23	2.68	27.63	0.30	5.63
Sep-23	2.68	28.30	0.30	5.74
Dec-23	2.72	29.12	0.30	5.88
Mar-24	2.88	30.92	0.32	6.21

**Table 1.20 : Service Provider wise Wireline Subscriber base  
(Rural - Urban) – As on 31.03.2024**

Service Provider	Subscriber Base (million)			Percentage of Rural subscribers	Share of Rural subscription
	Rural	Urban	Total		
BSNL	2.10	4.40	6.50	32.37%	73.15%
Bharti	0.002	8.78	8.78	0.03%	0.09%
MTNL	0.00003	2.18	2.18	0.001%	0.00%
Tata	0.01	2.28	2.29	0.33%	0.26%
Reliance Com	0.0004	0.13	0.13	0.28%	0.01%
Quadrant	0.02	0.39	0.41	4.02%	0.58%
Vodafone	0.00	0.78	0.78	--	0.00%
Reliance Jio	0.27	11.76	12.03	2.24%	9.36%
VMIPL	0.00	0.05	0.05	0.00%	0.00%
APSFL	0.48	0.17	0.64	74.00%	16.56%
<b>Total</b>	<b>2.88</b>	<b>30.92</b>	<b>33.79</b>	<b>8.51%</b>	<b>100.00%</b>

1.29 Detailed table on service provider wise wireline subscriber base in each service area is at **Annexure-1.2**.

**Chart 1.11: Composition of Wireline Subscriber base - Rural & Urban**



1.30 Market Share of Rural wireline subscription decreased from 8.54% in QE Dec-23 to 8.51% in QE Mar-24.

**Table 1.21 : Service Provider wise growth in Wireline Subscriber base**

Service Provider	Subscriber Base (million)			Rate of change (%)	Market share- Dec-23	Market share- Mar-24
	Dec-23	Mar-24	Net Addition			
BSNL	6.14	6.50	0.36	5.85%	19.28%	19.23%
Bharti	8.31	8.78	0.46	5.58%	26.11%	25.98%
MTNL	2.21	2.18	-0.04	-1.63%	6.95%	6.44%
Tata	2.24	2.29	0.05	2.14%	7.03%	6.77%
Reliance Com	0.13	0.13	0.00	-3.55%	0.41%	0.38%
Quadrant	0.39	0.41	0.02	4.18%	1.24%	1.22%
Vodafone Idea	0.69	0.78	0.09	13.29%	2.17%	2.31%
Reliance Jio	11.05	12.03	0.98	8.90%	34.70%	35.61%
VMIPL	0.02	0.05	0.03	148.19%	0.07%	0.16%
APSFL	0.65	0.64	0.00	-0.63%	2.03%	1.90%
<b>Total</b>	<b>31.84</b>	<b>33.79</b>	<b>1.95</b>	<b>6.12%</b>	<b>100</b>	<b>100</b>

**Table 1.22: Service Area wise Wireline Subscriber base & Net Additions (in million)**

Service Area	Dec-23	Mar-24	Net Additions	Rate of Change (%)
Andhra Pradesh	3.40	3.63	0.22	6.61%
Assam	0.32	0.34	0.02	6.34%
Bihar	0.84	0.98	0.13	15.50%
Delhi	4.34	4.43	0.09	2.13%
Gujarat	1.45	1.59	0.14	9.34%
Haryana	0.51	0.59	0.08	15.63%
Himachal Pradesh	0.16	0.17	0.01	6.71%
Jammu & Kashmir	0.39	0.40	0.02	4.27%
Karnataka	3.23	3.42	0.19	5.94%

Service Area	Dec-23	Mar-24	Net Additions	Rate of Change (%)
Kerala	1.41	1.54	0.13	9.33%
Madhya Pradesh	1.60	1.75	0.15	9.35%
Maharashtra	1.56	1.62	0.07	4.26%
Mumbai	3.47	3.53	0.06	1.66%
North East	0.25	0.26	0.01	5.22%
Odisha	0.47	0.49	0.02	4.60%
Punjab	1.42	1.67	0.25	17.51%
Rajasthan	0.96	1.01	0.06	5.94%
Tamil Nadu	2.82	2.90	0.08	2.91%
U.P.(E)	0.88	0.95	0.07	7.51%
U.P.(W)	0.91	0.99	0.08	8.44%
Kolkata	0.97	1.01	0.04	3.97%
West Bengal	0.48	0.51	0.04	7.78%
<b>All India</b>	<b>31.84</b>	<b>33.79</b>	<b>1.95</b>	<b>6.12%</b>

1.31 Punjab service area showed maximum growth of 17.51% in their wireline subscriber base during the quarter ending Mar-24.

**Table 1.23: Service Area wise Wireline Rural-Urban  
Subscriber Base (in million)**

<b>Service Area</b>	<b>Total Subscribers</b>	<b>Rural Subscribers</b>	<b>Urban Subscribers</b>	<b>% of Rural Subscribers</b>
Andhra Pradesh	3.63	0.70	2.93	19.20%
Assam	0.34	0.03	0.31	7.85%
Bihar	0.98	0.08	0.89	8.31%
Delhi	4.43	0.004	4.43	0.10%
Gujarat	1.59	0.07	1.52	4.48%
Haryana	0.59	0.12	0.48	19.95%
Himachal Pradesh	0.17	0.05	0.12	30.49%
Jammu & Kashmir	0.40	0.02	0.39	4.32%
Karnataka	3.42	0.09	3.33	2.70%
Kerala	1.54	0.66	0.88	43.13%
Madhya Pradesh	1.75	0.07	1.68	3.95%
Maharashtra	1.62	0.13	1.49	8.20%
Mumbai	3.53	0.01	3.52	0.35%
North East	0.26	0.02	0.25	6.35%
Odisha	0.49	0.04	0.45	8.44%
Punjab	1.67	0.25	1.42	15.01%
Rajasthan	1.01	0.07	0.95	6.63%
Tamil Nadu	2.90	0.26	2.64	8.96%
U.P.(E)	0.95	0.03	0.91	3.69%
U.P.(W)	0.99	0.06	0.93	6.18%
Kolkata	1.01	0.002	1.01	0.21%
West Bengal	0.51	0.10	0.41	20.28%
<b>All India</b>	<b>33.79</b>	<b>2.88</b>	<b>30.92</b>	<b>8.51%</b>

1.32 Kerala service area has the maximum share 43.13% of rural wireline subscriber in its total wireline subscriber base at the end of Mar-24.

**Table 1.24: Service Area wise Wireline Tele-density**

Service Area	As on 31 <sup>st</sup> December, 2023			As on 31 <sup>st</sup> March, 2024		
	Rural Tele-density (%)	Urban Tele-density (%)	Total Tele-density (%)	Rural Tele-density (%)	Urban Tele-density (%)	Total Tele-density (%)
Andhra Pradesh	1.29	7.09	3.71	1.31	7.63	3.96
Assam	0.08	5.14	0.88	0.09	5.46	0.93
Bihar	0.05	2.92	0.50	0.06	3.38	0.58
Delhi	-	-	20.02	-	-	20.36
Gujarat	0.17	3.80	1.97	0.19	4.12	2.15
Haryana	0.55	3.22	1.69	0.68	3.64	1.94
Himachal Pradesh	0.71	14.00	2.08	0.75	14.92	2.22
Jammu & Kashmir	0.18	8.59	2.76	0.18	8.93	2.88
Karnataka	0.24	10.30	4.75	0.25	10.87	5.02
Kerala	7.93	2.72	3.91	8.24	3.13	4.28
Madhya Pradesh	0.08	4.55	1.36	0.08	4.96	1.48
Maharashtra (incl. Mumbai)*	0.21	7.74	3.91	0.22	7.90	3.99
North East	0.16	4.18	1.57	0.16	4.37	1.65
Odisha	0.12	5.05	1.06	0.12	5.29	1.10
Punjab	1.11	8.59	4.43	1.40	9.93	5.19
Rajasthan	0.10	4.09	1.17	0.11	4.31	1.24
Tamil Nadu (incl. Chennai)	0.71	5.98	3.58	0.73	6.15	3.68
Uttar Pradesh (incl. UPE & UPW)*	0.05	2.77	0.72	0.05	2.97	0.77
West Bengal (incl. Kolkata)*	0.15	3.61	1.44	0.17	3.77	1.51
<b>All India</b>	<b>0.30</b>	<b>5.88</b>	<b>2.28</b>	<b>0.32</b>	<b>6.21</b>	<b>2.41</b>

\* Population data/projections are available state-wise only

- Note: -
1. Tele-density figures are derived from the subscriber data provided by the operators and projection of population from the 'Report of the Technical Group on Population Projections for India and States 2011 – 2036', which is available under the link [https://main.mohfw.gov.in/sites/default/files/Population%20Projection%20Report%202011-2036%20-%20upload\\_compressed\\_0.pdf](https://main.mohfw.gov.in/sites/default/files/Population%20Projection%20Report%202011-2036%20-%20upload_compressed_0.pdf)
  2. Data/information for Andhra Pradesh includes Telengana, Madhya Pradesh includes Chhatishgarh, Bihar includes Jharkhand, Maharashtra includes Goa, Uttar Pradesh includes Uttarakhand, West Bengal includes Sikkim and North-East includes Arunachal Pradesh, Manipur, Meghalaya, Mizoram, Nagaland & Tripura states.

**Table 1.25: State/UT wise Wireline Subscriber base**

Sl. No.	States/UT	Wireline Subscribers (in million)		
		Total	Rural	Urban
1	Andhra Pradesh	2.28	0.64	1.65
2	Arunachal Pradesh	0.02	0.003	0.02
3	Assam	0.34	0.03	0.31
4	Bihar	0.62	0.06	0.56
5	Chhattisgarh	0.37	0.02	0.35
6	Goa	0.06	0.01	0.05
7	Gujarat	1.58	0.07	1.51
8	Haryana	0.77	0.12	0.65
9	Himachal Pradesh	0.17	0.05	0.12
10	Jharkhand	0.35	0.02	0.33
11	Karnataka	3.42	0.09	3.33
12	Kerala	1.53	0.66	0.87
13	Madhya Pradesh	1.38	0.05	1.33
14	Maharashtra Incl. Mumbai	5.09	0.13	4.96
15	Manipur	0.06	0.004	0.06
16	Meghalaya	0.06	0.003	0.06
17	Mizoram	0.04	0.001	0.04
18	Nagaland	0.04	0.0005	0.03
19	Odisha	0.49	0.04	0.45
20	Punjab	1.43	0.25	1.19
21	Rajasthan	1.01	0.07	0.95
22	Sikkim	0.01	0.001	0.01
23	Tamil Nadu	2.84	0.25	2.59
24	Telangana	1.35	0.06	1.28
25	Tripura	0.05	0.01	0.04
26	Uttar Pradesh (UPE+UPW)	1.84	0.07	1.78
27	Uttarakhand	0.37	0.03	0.34
28	West Bengal Incl. Kolkata	1.47	0.08	1.39
<b>Union Territories</b>				
1	Andaman & Nicobar Islands	0.04	0.02	0.02
2	Chandigarh	0.24	0.006	0.23
3	Dadra and Nagar Haveli and Daman and Diu	0.01	0.001	0.01
4	Delhi	3.98	0.0003	3.98
5	Jammu & Kashmir	0.40	0.02	0.38
6	Ladakh	0.003	0.001	0.002
7	Lakshdweep	0.007	0.003	0.003
8	Puduchery	0.06	0.01	0.05
<b>Total</b>		<b>33.79</b>	<b>2.88</b>	<b>30.92</b>

**Table 1.26: State/UT wise Wireline Tele-density**

Sl.No.	State/UT	Wireline Tele-density		
		Total (%)	Rural (%)	Urban (%)
1	Andhra Pradesh	4.28	1.89	8.32
2	Arunachal Pradesh	1.13	0.22	3.71
3	Assam	0.93	0.09	5.46
4	Bihar	0.48	0.05	3.55
5	Chhattisgarh	1.20	0.07	4.20
6	Goa	3.77	4.00	3.70
7	Gujarat	2.18	0.19	4.23
8	Haryana	2.52	0.70	4.96
9	Himachal Pradesh	2.22	0.75	14.92
10	Jharkhand	0.88	0.08	3.13
11	Karnataka	5.02	0.25	10.87
12	Kerala	4.27	8.20	3.13
13	Madhya Pradesh	1.58	0.09	5.21
14	Maharashtra Incl. Mumbai	4.00	0.20	7.98
15	Manipur	1.97	0.18	5.65
16	Meghalaya	1.86	0.12	8.54
17	Mizoram	2.98	0.12	5.29
18	Nagaland	1.56	0.05	3.23
19	Odisha	1.10	0.12	5.29
20	Punjab	4.63	1.37	9.09
21	Rajasthan	1.24	0.11	4.31
22	Sikkim	0.90	0.21	1.56
23	Tamil Nadu	3.68	0.70	6.21
24	Telangana	3.51	0.31	6.89
25	Tripura	1.09	0.23	2.36
26	Uttar Pradesh (UPE + UPW)	0.77	0.04	3.09
27	Uttarakhand	3.11	0.41	7.84
28	West Bengal incl. Kolkata	1.48	0.13	3.75
<b>Union Territories</b>				
1	Andaman & Nicobar Islands	10.68	10.43	11.00
2	Chandigarh	19.22	-	-
3	Dadra and Nagar Haveli and Daman and Diu	0.55	0.41	0.58
4	Delhi	18.28	0.38	18.34
5	Jammu & Kashmir	2.92	0.18	9.08
6	Ladakh	1.01	0.34	2.43
7	Lakshdweep	9.69	-	-
8	Puduchery	3.64	2.64	4.07
<b>Total</b>		<b>2.41</b>	<b>0.32</b>	<b>6.21</b>



## Public Call Offices (PCO)

1.33 Total number of PCOs in the country decreased from 26,692 at the end of Dec-23 to 20,652 at the end of Mar-24. Detailed table of service provider wise PCOs is available at **Annexure-1.3**.

**Chart 1.12: Trend of Number of PCOs**



1.34 Number of PCOs continued show declining trend over the year. It has recorded an overall quarterly rate of decline 22.63% and on Y-O-Y basis rate of decline of 50.99% at the QE Mar-24.

**Table 1.27: Rate of change & Market share of PCOs**

Service Provider	Dec-23	Mar-24	Rate of change (%)	Market share (%) (Mar-24)
BSNL	20,172	15,411	-23.60%	74.62%
MTNL	6,220	4,957	-20.31%	24.00%
Quadrant	300	284	-5.33%	1.38%
<b>Total</b>	<b>26,692</b>	<b>20,652</b>	<b>-22.63%</b>	<b>100%</b>

## Village Public Telephones (VPTs)

- 1.35 There are 6,40,930 inhabited villages in India as per census 2011. During the Q.E. Mar-24, there are 68,606 villages having Village Public Telephones (VPTs).
- 1.36 Number of VPTs remained same i.e. 68,606 at the end of Mar-24, as were at the end of Dec-23.
- 1.37 As per the information received in TRAI, at the end of Mar-24, only M/s BSNL was providing VPT in the country. Service area wise detailed table of VPT is available at **Annexure-1.4**.

**Chart 1.13: Trend of number of VPTs**



## **Section D: Internet Service**

1.38 This section summarizes information submitted by internet service providers for the quarter ending Mar-24. **Part-I** consists of information of Internet service (narrowband+broadband), **Part-II** consists of broadband service and **Part-III** covers narrowband service.

### **Part-I: Internet Service (broadband + narrowband)**

1.39 This report is compiled on the revised definition of Broadband Speed i.e. minimum download speed is 2Mbps. As per reports received from 1194 operators as compared to 1167 operators in last quarter, total number of internet subscribers increased from 936.16 million at the end of Dec-23 to 954.40 million at the end of Mar-24 with quarterly rate of growth 1.95%. Out of total 954.40 million internet subscribers, 924.07 million were broadband subscribers and 30.34 million were narrowband subscribers.

1.40 Wired Internet subscribers increased from 38.57 million at the end of Dec-23 to 40.27 million at the end of Mar-24 with quarterly growth rate of 4.40%. Wireless Internet subscribers increased from 897.59 million at the end of Dec-23 to 914.13 million at the end of Mar-24 with quarterly rate of growth 1.84%.

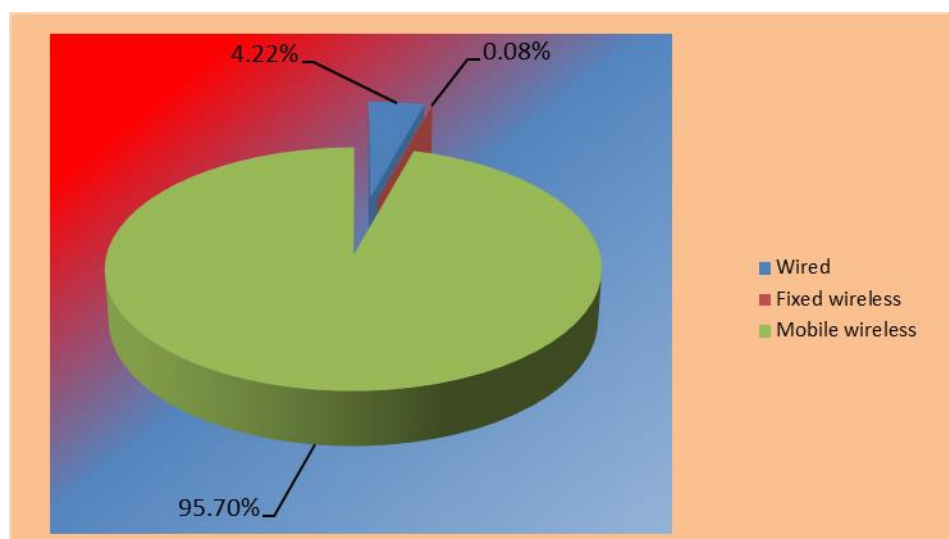
1.41 The number of Broadband subscribers increased from 904.54 million at the end of Dec-23 to 924.07 million at the end of Mar-24 with quarterly rate of growth 2.16%. Number of Narrowband subscribers decreased from 31.62 million at the end of Dec-23 to 30.34 million at the end of Mar-24 with quarterly rate of decline by 4.07%.

**Table 1.28: Trend of Internet subscriber base**

Segment	Mode of Access								Total Subscribers (in million)	
	Wired Subscribers (in million)		Wireless Subscribers (in million)							
			Fixed Wireless (Wi-Fi, Wi-Max, Radio & VSAT)		Mobile Wireless (Phone + Dongle)		Total Wireless			
	Dec-23	Mar-24	Dec-23	Mar-24	Dec-23	Mar-24	Dec-23	Mar-24	Dec-23	Mar-24
Broadband	38.35	40.06	0.91	0.79	865.28	883.22	866.19	884.01	904.54	924.07
Narrowband	0.23	0.22	0.004	0.003	31.39	30.12	31.40	30.12	31.62	30.34
<b>Total</b>	<b>38.57</b>	<b>40.27</b>	<b>0.91</b>	<b>0.79</b>	<b>896.68</b>	<b>913.34</b>	<b>897.59</b>	<b>914.13</b>	<b>936.16</b>	<b>954.40</b>

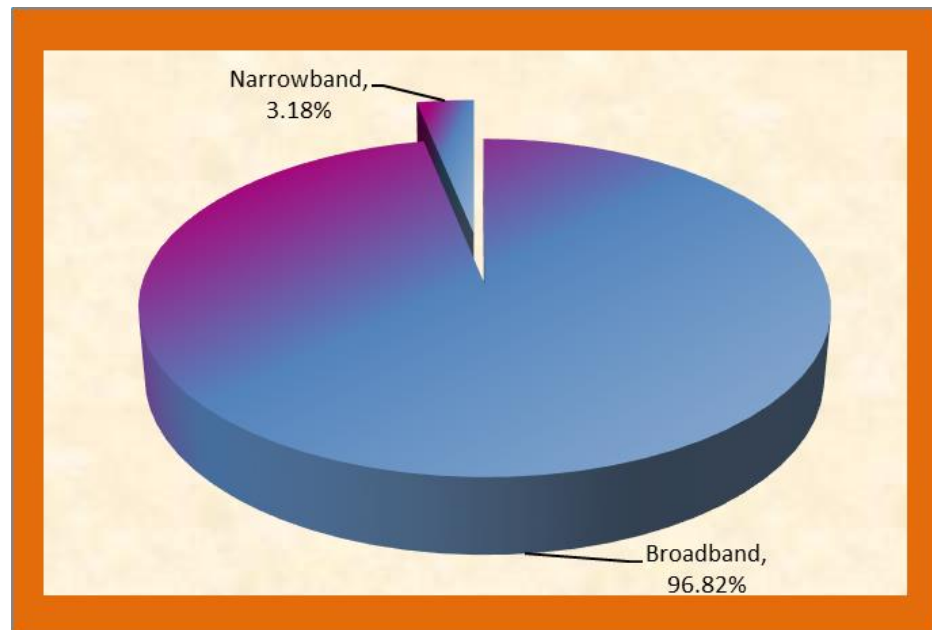
1.42 The following charts present the composition of Internet Subscribers by mode of access and composition of Broadband & Narrowband subscription as on 31<sup>st</sup> March, 2024.

**Chart 1.14: Composition of Internet subscription**



1.43 Out of total internet subscribers, 95.70% subscribers are using Mobile devices for access of internet service. Wired internet subscribers are only 4.22% in total internet subscribers at the end of Mar-24.

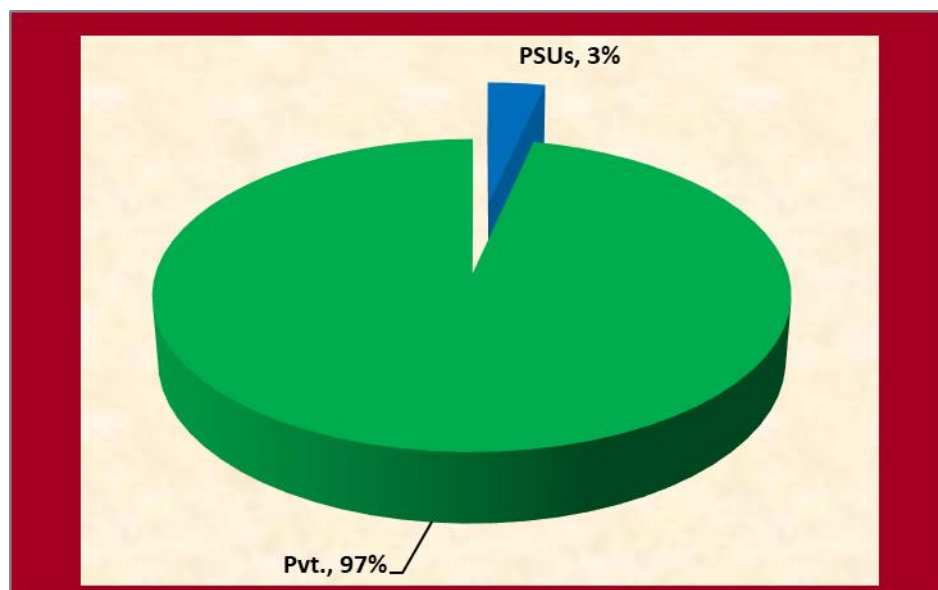
**Chart 1.15 : Composition of Broadband & Narrowband subscription**



1.44 Out of total internet subscribers, 96.82% subscribers are using broadband for access of internet.

1.45 Share of private internet service providers in total internet subscriber base is 97%, at QE Mar-24. The following charts present the composition of market share of PSUs and Private Internet service providers.

**Chart 1.16 : Market share of PSUs and Private Internet Service Providers**



1.46 The urban/rural break up of internet subscribers are as per the following table:

**Table 1.29: Service Area wise Break up of Rural-Urban internet subscriber base (in millions)**

Telecom Service Area	Narrowband		Broadband		Total (Mar-2024)		Total (Dec-2023)	
	Rural	Urban	Rural	Urban	Rural	Urban	Rural	Urban
Andhra Pradesh	1.04	0.99	29.95	39.22	30.99	40.21	30.48	39.51
Assam	0.21	0.10	12.54	6.92	12.75	7.02	11.97	6.84
Bihar	1.53	0.57	46.48	25.25	48.01	25.82	46.27	25.32
Delhi	0.09	5.57	1.26	49.59	1.35	55.16	1.26	54.51
Gujarat	0.35	0.57	18.50	37.00	18.85	37.57	18.45	37.01
Haryana	0.23	0.75	9.41	10.01	9.64	10.76	9.48	10.46
Himachal Pradesh	0.06	0.05	3.97	2.52	4.03	2.58	3.97	2.52
Jammu & Kashmir	0.12	0.07	4.46	5.23	4.58	5.30	4.55	5.34
Karnataka	1.25	2.64	19.54	34.45	20.79	37.09	20.52	36.44
Kerala	0.48	0.60	15.45	17.21	15.93	17.81	16.10	17.71
Kolkata	0.03	0.37	1.41	17.63	1.43	18.00	1.42	17.90
Madhya Pradesh	0.70	0.56	27.85	36.79	28.55	37.34	27.51	36.67
Maharashtra	0.85	0.90	32.48	45.72	33.34	46.62	32.96	46.18
Mumbai	0.01	0.88	1.24	30.09	1.26	30.97	1.23	30.53
North East	0.07	0.07	5.30	4.86	5.37	4.93	5.27	4.87
Orissa	0.34	0.12	15.81	8.28	16.15	8.40	15.68	8.11
Punjab	0.20	0.42	9.66	18.63	9.85	19.05	9.62	18.68
Rajasthan	0.60	0.66	25.15	26.07	25.75	26.73	24.93	26.63
Tamil Nadu	0.66	1.09	16.93	43.78	17.58	44.87	17.23	44.55
UP (East)	1.79	0.64	43.45	31.76	45.24	32.41	43.64	31.72
UP (West)	0.46	0.66	22.22	26.22	22.68	26.88	22.01	26.36
West Bengal	0.74	0.24	23.49	20.32	24.22	20.56	23.51	20.26
<b>Grand Total</b>	<b>11.82</b>	<b>18.52</b>	<b>386.53</b>	<b>537.54</b>	<b>398.35</b>	<b>556.05</b>	<b>388.05</b>	<b>548.12</b>
	<b>30.34</b>		<b>924.07</b>		<b>954.40</b>		<b>936.16</b>	

\*The information is compiled based on the reports being received from the Internet Service Providers.

**Table 1.30: State/UT wise Break up of Rural-Urban internet subscriber base (in millions)**

S.No.	State(s)	Narrowband		Broadband		Total (Mar-2024)	
		Rural	Urban	Rural	Urban	Rural	Urban
1	Andhra Pradesh	0.60	0.54	17.29	17.18	17.89	17.72
2	Arunachal Pradesh	0.01	0.01	0.52	0.36	0.53	0.37
3	Assam	0.21	0.10	12.54	6.92	12.75	7.02
4	Bihar	1.28	0.37	35.75	16.80	37.03	17.17
5	Chattisgarh	0.16	0.13	8.23	8.71	8.39	8.84
6	Goa	0.04	0.05	0.79	1.54	0.83	1.59
7	Gujarat	0.35	0.56	18.22	36.46	18.56	37.02
8	Haryana	0.24	1.61	9.72	18.10	9.96	19.71
9	Himachal Pradesh	0.06	0.05	3.97	2.52	4.03	2.58
10	Jharkhand	0.25	0.20	10.72	8.45	10.98	8.64
11	Karnataka	1.25	2.64	19.54	34.45	20.79	37.09
12	Kerala	0.46	0.60	15.42	17.20	15.88	17.81
13	Madhya Pradesh	0.54	0.43	19.62	28.07	20.17	28.50
14	Maharashtra incl. Mumbai	0.83	1.73	32.94	74.26	33.76	75.99
15	Manipur	0.01	0.01	0.93	1.29	0.95	1.30
16	Meghalaya	0.02	0.01	1.31	0.74	1.32	0.75
17	Mizoram	0.01	0.01	0.53	0.70	0.53	0.71
18	Nagaland	0.01	0.01	0.97	0.67	0.98	0.68
19	Odisha	0.34	0.12	15.81	8.28	16.15	8.40
20	Punjab	0.19	0.37	9.61	17.30	9.81	17.66
21	Rajasthan	0.60	0.66	25.15	26.07	25.75	26.73
22	Sikkim	0.004	0.001	0.30	0.29	0.31	0.29
23	Tamil Nadu incl. Chennai	0.62	0.94	16.60	43.06	17.23	44.00
24	Telangana	0.43	0.46	12.67	22.03	13.10	22.49
25	Tripura	0.02	0.02	1.04	1.10	1.06	1.12
26	Uttar Pradesh (UPE+UPW)	2.22	2.58	61.55	63.18	63.77	65.76
27	Uttarakhand	0.07	0.07	4.82	4.88	4.90	4.95
28	West Bengal incl. Kolkata	0.76	0.60	24.39	37.43	25.15	38.04
<b>Union Territories</b>							
1	Andaman & Nicobar Islands	0.003	0.003	0.20	0.21	0.20	0.21
2	Chandigarh	0.001	0.02	0.04	1.27	0.04	1.29
3	Dadar & Nagar Haweli (incl. Daman & Diu)	0.004	0.01	0.28	0.54	0.29	0.55
4	Delhi	0.04	3.39	0.25	31.50	0.29	34.89
5	Jammu & Kashmir	0.12	0.06	4.21	5.15	4.33	5.21
6	Ladakh	0.001	0.004	0.24	0.08	0.24	0.08
7	Lakshdweep	0.02	0.00002	0.03	0.003	0.06	0.003
8	Puduchery	0.03	0.15	0.33	0.74	0.36	0.89
<b>Total</b>		<b>11.82</b>	<b>18.52</b>	<b>386.53</b>	<b>537.54</b>	<b>398.35</b>	<b>556.05</b>
<b>Grand Total</b>		<b>30.34</b>		<b>924.07</b>		<b>954.40</b>	

**Table 1.31: Internet Subscriber Base and Market Share of top 10 Service Providers**

S.No	ISP	No. of Subscribers (In million)	Share (%)
1	Reliance Jio Infocomm Ltd	481.01	50.40%
2	Bharti Airtel Ltd.	290.83	30.47%
3	Vodafone Idea Ltd	137.36	14.39%
4	Bharat Sanchar Nigam Ltd.	27.57	2.89%
5	Atria Convergence Technologies Limited	2.25	0.24%
6	ONEOTT iNTERTAINMENT LIMITED	1.22	0.13%
7	Kerala Vision Broadband Ltd.	1.11	0.12%
8	Hathway Cable And Datacom Limited	1.10	0.11%
9	Excitel Broadband Private Limited	0.96	0.10%
10	YOU Broadband India Ltd.	0.90	0.09%
<b>Total of Top 10 ISPs</b>		<b>944.29</b>	<b>98.94%</b>
<b>Others</b>		<b>10.12</b>	<b>1.06%</b>
<b>Grand Total</b>		<b>954.40</b>	<b>100</b>

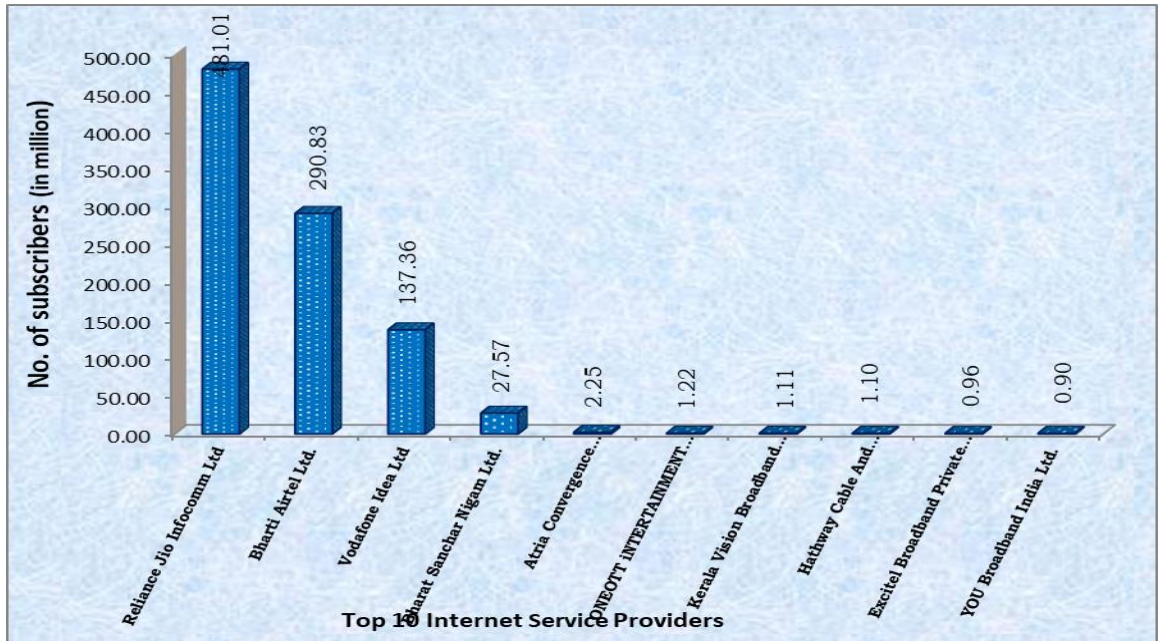
1.47 Reliance Jio holds the top position with 50.40% of market share of internet subscribers followed by Bharti Airtel Ltd with 30.47% at the QE Mar-24. M/s Vodafone Idea Ltd held the third position in respect of internet subscriber base with market share of 14.39%.

1.48 Out of total 1194 internet service providers, top 10 Service Providers together hold 98.94% of total internet subscriber base at the QE Mar-24. Detailed table of number of internet subscriber base (broadband and narrowband) of all the service providers is available at **Annexure-1.5**.

1.49 The following chart depicts the internet subscriber base of top ten Internet Service Providers (ISPs) in the QE Mar-24.

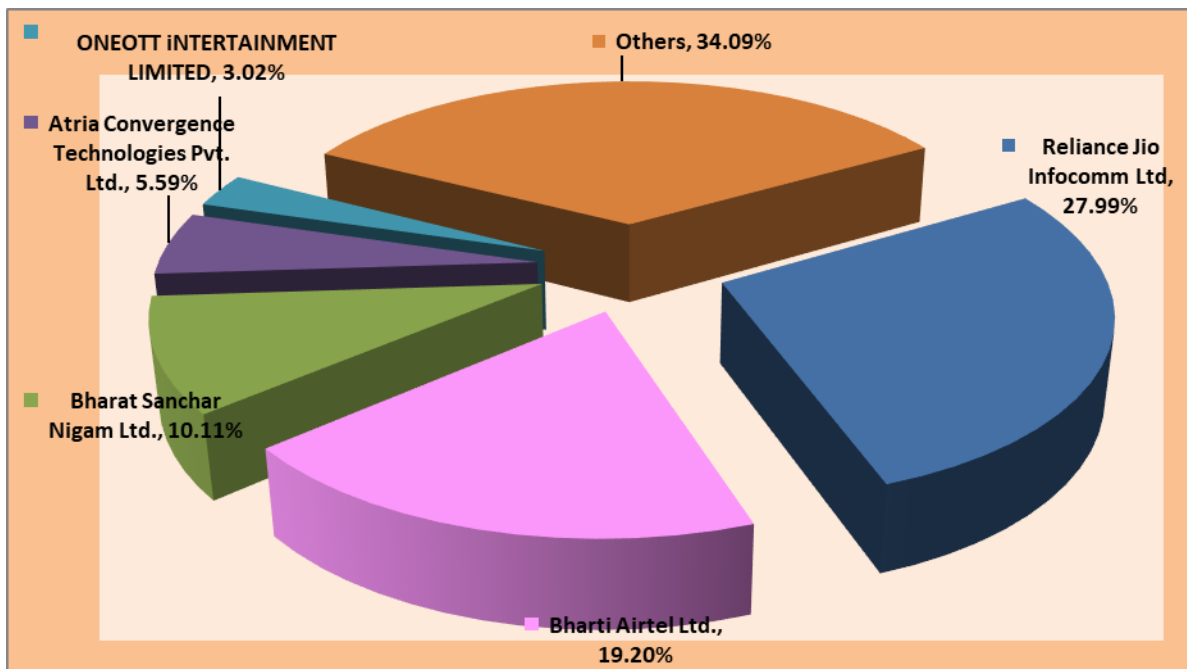


**Chart 1.17 : Subscriber base of top ten ISPs**



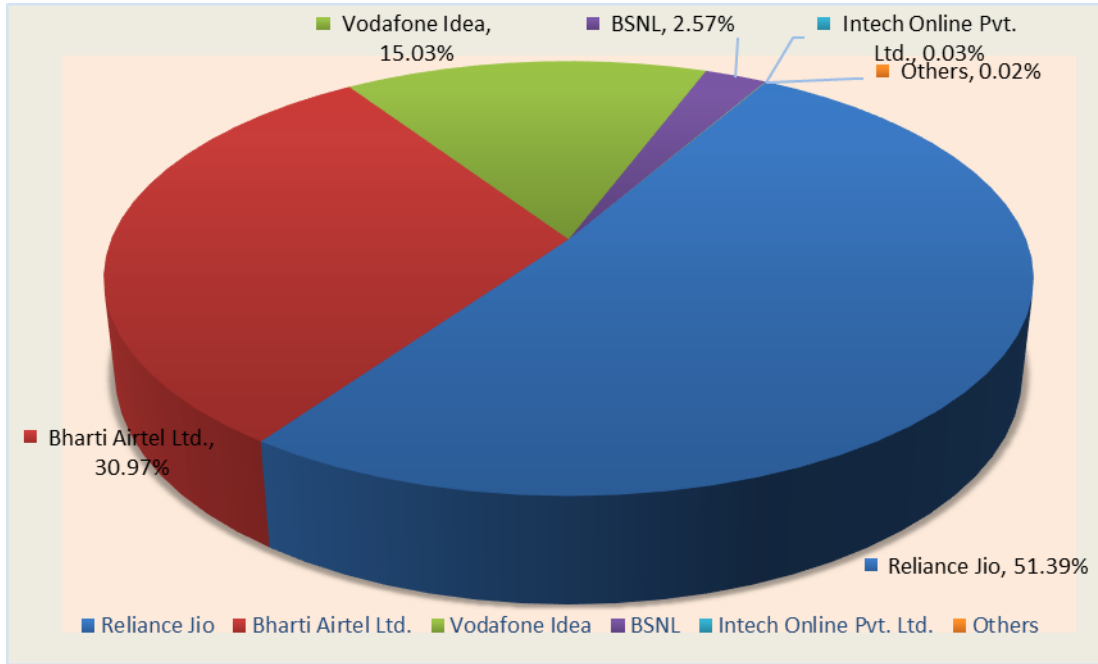
1.50 Out of total 40.27 million wired internet subscribers, Reliance Jio Infocomm Ltd holds 27.99% market share with 11.27 million subscribers, followed by Bharti with 7.73 million subscribers.

**Chart 1.18: Composition of Wired Internet subscribers**

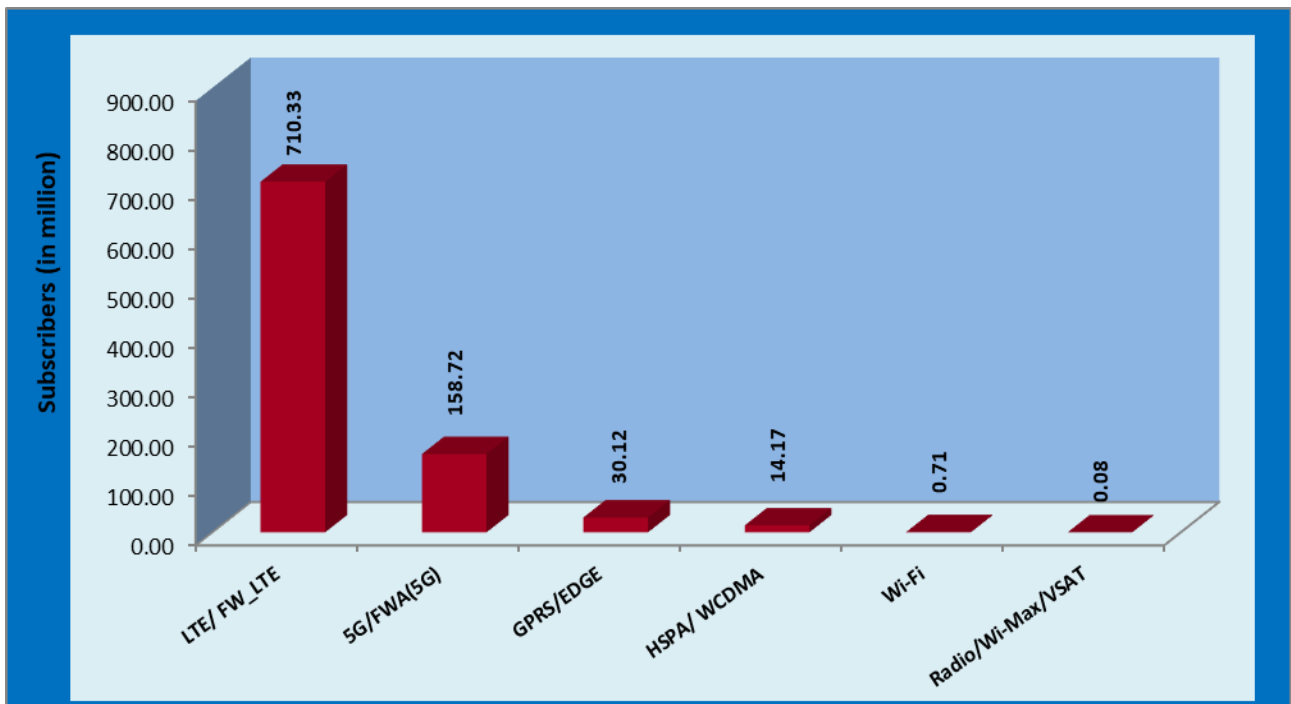


1.51 In wireless internet segment, Reliance Jio holds 51.39% market share with 469.73 million subscribers followed by Bharti Airtel Ltd with 30.97% and 283.10 million wireless internet subscribers at the QE Mar-24.

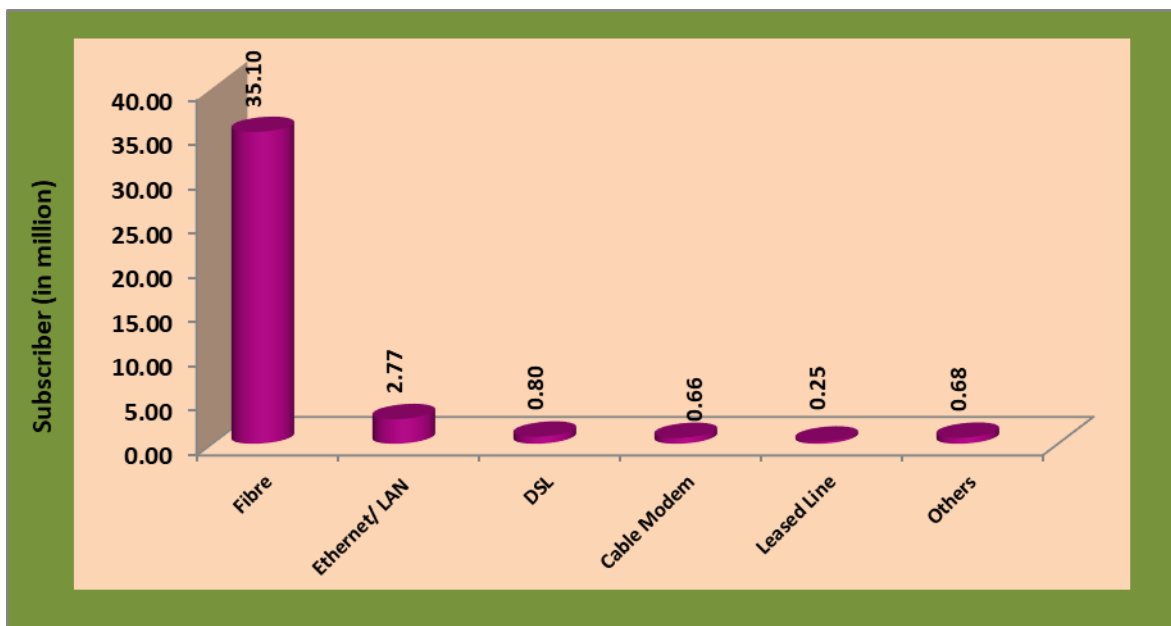
**Chart 1.19: - Composition of Wireless Internet subscription**



**Chart 1.20 : Technology trend for Wireless Internet Access**



**Chart 1.21: Technology trend for Wired Internet Access**



1.52 Top five Telecom Service Areas in terms of internet subscriptions (wired+wireless) are: -

S. No.	Telecom Service Area	Mar-24
1	Maharashtra	79.95
2	Uttar Pradesh East	77.65
3	Bihar	73.83
4	Andhra Pradesh	71.20
5	Madhya Pradesh	65.90

**Table 1.32 : Service Area wise number of Internet Subscribers per 100 population at the end of Mar-24**

Service Area	Internet Subscribers (in million)			No. of Internet subscribers per 100 population		
	Rural	Urban	Total	Rural	Urban	Total
Andhra Pradesh	30.99	40.21	71.20	58.27	104.57	77.70
Assam	12.75	7.02	19.77	41.93	123.95	54.80
Bihar	48.01	25.82	73.83	33.74	97.56	43.75
Delhi	1.35	55.16	56.51	-	-	259.42
Gujarat	18.85	37.57	56.42	50.96	102.06	76.45
Haryana	9.64	10.76	20.40	55.00	82.29	66.66
Himachal Pradesh	4.03	2.58	6.60	59.84	331.78	87.96
Jammu & Kashmir	4.58	5.30	9.87	47.22	122.54	70.45
Karnataka	20.79	37.09	57.88	55.40	121.13	84.93
Kerala	15.93	17.81	33.75	197.69	63.75	93.73
Madhya Pradesh	28.55	37.34	65.90	33.86	110.09	55.73
Maharashtra	33.34	46.62	79.95	52.75	122.29	86.94
Mumbai	1.26	30.97	32.22			
North East	5.37	4.93	10.30	52.23	87.57	64.73
Orissa	16.15	8.40	24.55	44.94	99.03	55.26
Punjab	9.85	19.05	28.90	55.10	133.14	89.79
Rajasthan	25.75	26.73	52.48	42.89	121.83	64.02
Tamil Nadu	17.58	44.87	62.45	49.06	104.46	79.26
UP (East)	45.24	32.41	77.65	36.10	95.77	50.87
UP (West)	22.68	26.88	49.55			
Kolkata	1.43	18.00	19.44	40.68	102.47	63.77
West Bengal	24.22	20.56	44.78			
<b>Total</b>	<b>398.35</b>	<b>556.05</b>	<b>954.40</b>	<b>44.16</b>	<b>111.75</b>	<b>68.19</b>

\* Population data/projections are available state-wise only.

**Notes:**

- No. of total internet subscribers per 100 population is derived from the subscriber data provided by the operators and the and the projection of population from the 'Report of the Technical Group on Population Projections for India and States 2011 - 2036', which is available under the link [https://main.mohfw.gov.in/sites/default/files/Population%20Projection%20Report%202011-2036%20-%20upload\\_compressed\\_0.pdf](https://main.mohfw.gov.in/sites/default/files/Population%20Projection%20Report%202011-2036%20-%20upload_compressed_0.pdf)
- Data/information for Andhra Pradesh includes Telengana, Madhya Pradesh includes Chhatishgarh, Bihar includes Jharkhand, Maharashtra includes Goa, Uttar Pradesh includes Uttarakhand, West Bengal includes Sikkim and North-East includes Arunachal Pradesh, Manipur, Meghalaya, Mizoram, Nagaland & Tripura states.

**Table 1.33 : State/UT wise number of Internet Subscribers per 100 population at the end of Mar-24**

S.N.	State(s)	Total Subscribers (In million)			Tele-density (%)		
		Rural	Urban	Total	Rural	Urban	Total
1	Andhra Pradesh	17.89	17.72	35.61	53.34	89.42	66.74
2	Arunachal Pradesh	0.53	0.37	0.89	45.02	89.67	56.59
3	Assam	12.75	7.02	19.77	41.93	123.98	54.80
4	Bihar	37.03	17.17	54.21	32.82	107.87	42.10
5	Chattisgarh	8.39	8.84	17.23	37.84	105.37	56.39
6	Goa	0.83	1.59	2.41	226.62	130.21	152.48
7	Gujarat	18.56	37.02	55.58	50.50	103.74	76.73
8	Haryana	9.96	19.71	29.67	56.83	150.77	96.97
9	Himachal Pradesh	4.03	2.58	6.60	59.83	331.77	87.96
10	Jharkhand	10.98	8.64	19.62	37.26	81.94	49.04
11	Karnataka	20.79	37.09	57.88	55.40	121.13	84.93
12	Kerala	15.88	17.81	33.68	196.98	63.89	93.74
13	Madhya Pradesh	20.17	28.50	48.67	32.44	111.65	55.50
14	Maharashtra	33.76	75.99	109.75	51.77	122.13	86.12
15	Manipur	0.95	1.30	2.25	43.29	122.55	69.21
16	Meghalaya	1.32	0.75	2.07	49.30	107.22	61.28
17	Mizoram	0.53	0.71	1.24	95.45	102.67	99.44
18	Nagaland	0.98	0.68	1.66	82.57	63.83	73.69
19	Odisha	16.15	8.40	24.55	44.94	99.03	55.26
20	Punjab	9.81	17.66	27.47	54.87	135.22	88.79
21	Rajasthan	25.75	26.73	52.48	42.89	121.83	64.02
22	Sikkim	0.31	0.29	0.60	90.81	81.02	85.79
23	Tamil Nadu incl. Chennai	17.23	44.00	61.23	48.74	105.35	79.41
24	Telangana	13.10	22.49	35.59	66.68	120.65	92.96
25	Tripura	1.06	1.12	2.18	42.51	66.19	52.08
26	Uttar Pradesh (UPE+UPW)	63.77	65.76	129.53	35.30	114.13	54.36
27	Uttarakhand	4.90	4.95	9.84	65.44	115.52	83.67
28	West Bengal incl. Kolkata	25.15	38.04	63.18	40.23	102.54	63.44
<b>Union Territories</b>							
1	Andaman & Nicobar Islands	0.20	0.21	0.41	89.60	117.45	102.02
2	Chandigarh	0.04	1.29	1.32	-	-	106.40
3	Dadar & Nagar Haweli (incl. Daman & Diu)	0.29	0.55	0.84	120.04	48.69	61.25
4	Delhi	0.29	34.89	35.18	-	-	161.48
5	Jammu & Kashmir	4.33	5.21	9.55	45.67	123.41	69.63
6	Ladakh	0.24	0.08	0.32	118.37	84.10	107.46
7	Lakshdweep	0.06	0.00	0.06	-	-	85.68
8	Puduchery	0.36	0.89	1.25	71.59	75.11	74.07
<b>Total</b>		<b>398.35</b>	<b>556.05</b>	<b>954.40</b>	<b>44.16</b>	<b>111.75</b>	<b>68.19</b>

## ISP Connectivity

1.53 The International Internet bandwidth owned by various service providers is reported to be 47,786 Gbps during the quarter ending Mar-24 as compared to 45,838 Gbps during the previous quarter.

## Public WiFi Hotspot

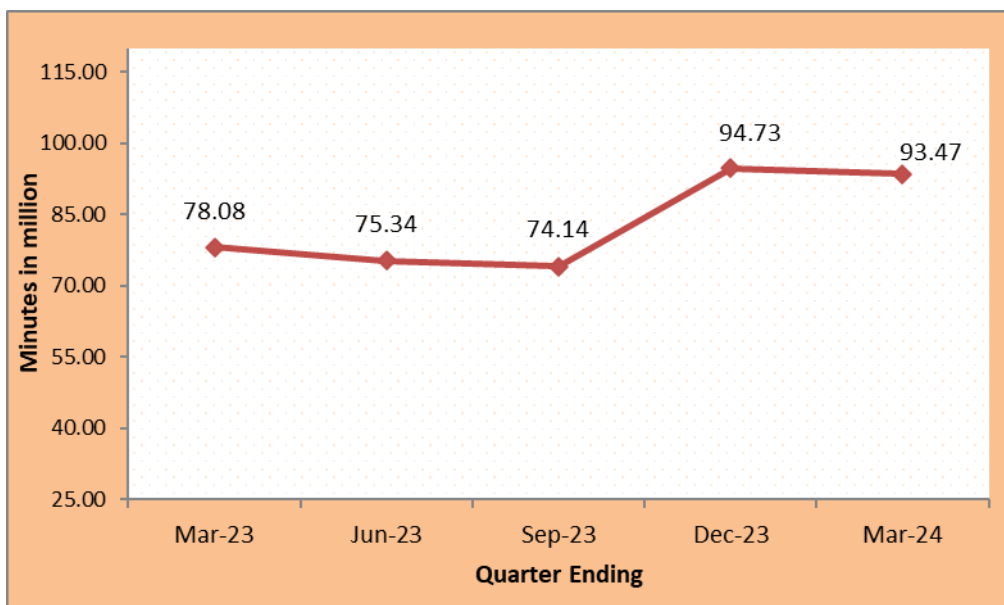
1.54 A public Wi-Fi hotspot is an area where you can access Wi-Fi enabled internet. These areas are usually created in places such as malls, coffee shops, airports, stadiums, and parks to name a few. As per the information furnished by operators, the details as on 31<sup>st</sup> March, 2024 as tabulated below. State/UT wise information on Public Wi-Fi Hotspots, as on 31<sup>st</sup> March, 2024, available at **Annexure-1.6**.

S. No.	Category	Dec-23	Mar-24	Growth (%)
1.	Public Wi-Fi Hotspots	165163	165147	-0.01%
2.	Number of Access Points	384682	385083	0.10%
3.	Number of unique Wi-Fi Users	7932250	7100892	-10.48%
4.	Aggregate Data Consumed (GB)	5000047	4111451	-17.77%

## Internet Telephony

1.55 As per the reports received from 14 service providers, providing Internet Telephony services, the total outgoing minutes of usage for internet telephony decreased from 94.73 million minutes at the end of Dec-23 to 93.47 million minutes at the end of Mar-24. List of Internet Telephony Service providers is available at **Annexure-1.7**.

**Chart 1.22 : Trends in MOU for Internet Telephony**



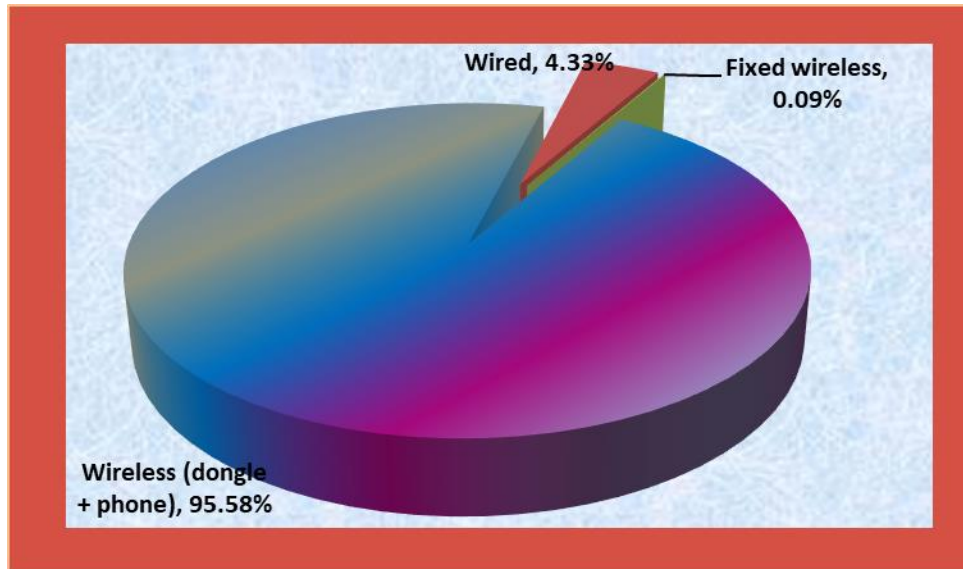
**Part-II : Broadband Service (Download Speed  $\geq$ 2Mbps)**

- 1.56 The total number of broadband subscribers increased from 904.54 million at the end of Dec-23 to 924.07 million at the end of Mar-24. Out of which number of wired broadband subscribers are 40.06 million and wireless broadband subscribers are 884.01 million.
- 1.57 Top five broadband (wired+wireless) service providers in term of subscribers are Reliance Jio 481.01 million, Bharti Airtel 273.23 million, Vodafone Idea Ltd 127.69 million, BSNL 24.70 million and Atria Convergence 2.25 million.
- 1.58 In wired broadband segment, Reliance Jio Infocomm Ltd. holds 28.14% market share with 11.27 million subscribers followed by Bharti Airtel Ltd. with 7.73 million subscribers in QE Mar-24.
- 1.59 In wireless broadband segment, Reliance Jio holds 53.14% market share with 469.73 million subscribers followed by Bharti Airtel Ltd 30.03% with 265.50 million subscribers in QE Mar-24.



1.60 Top five service areas in respect of broadband subscriptions at Q.E. Mar-24 are Maharashtra 78.20 million, U.P.-East 75.21 million, Bihar 71.73 million, Andhra Pradesh 69.17 million and Madhya Pradesh 64.64 million.

**Chart 1.23 : Composition of Broadband subscription – Technology wise**



1.61 Mobile Device Users (dongle+phone) constitute 95.58% of total broadband subscribers at the end of Mar-24.

**Part-III : Narrowband Service (Download Speed <2 Mbps)**

1.62 Total number of narrowband subscribers decreased from 31.62 million at the end of Dec-23 to 30.34 million at the end of Mar-24 with the quarterly rate of decline 4.07%. Out of 30.34 million narrowband subscribers, Wired Narrowband subscribers are 0.22 million and Wireless Narrowband subscribers are 30.12 million.

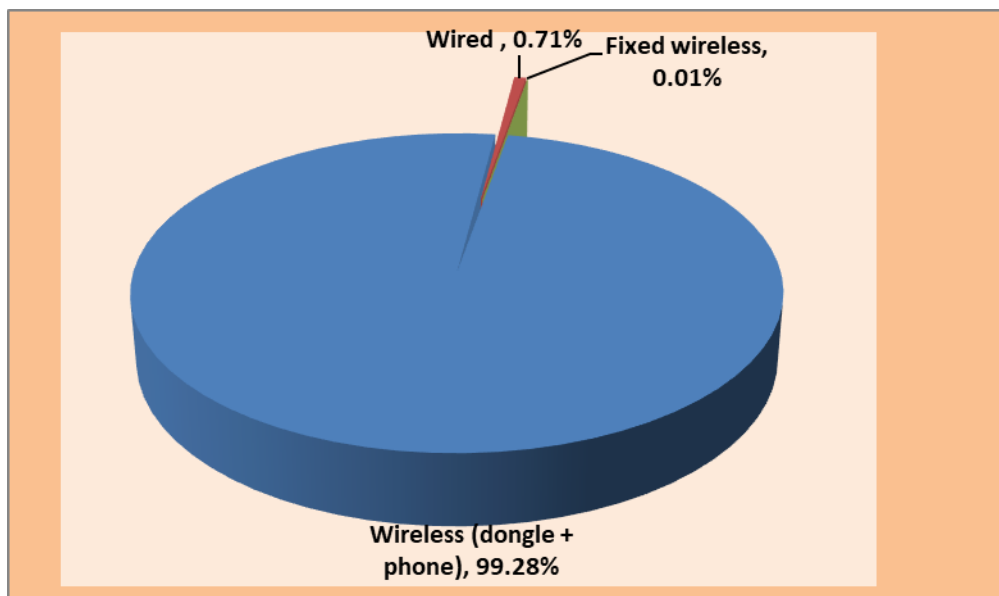
1.63 The top five narrowband (wired+wireless) service providers in term of subscriber base are Bharti Airtel 17.60 million, Vodafone Idea Ltd 9.66 million, BSNL 2.87 million, YOU Broadband India Ltd. 0.18 million and MTNL 0.01 million at the end of Mar-24.



1.64 In wired narrowband segment, YOU Broadband India Ltd. hold 81.85% market share with 0.18 million subscribers followed by BSNL with 0.02 million subscribers.

1.65 In wireless narrowband segment, Bharti Airtel holds 58.42% market share with 17.60 million subscribers followed by Vodafone Idea Ltd with 9.66 million subscribers at the end of Mar-24.

**Chart 1.24 : Composition of Narrowband subscription – Technology wise**



## Section E: - Other Value Added Services - PMRTS & VSAT

### Public Mobile Radio Trunk Services (PMRTS)

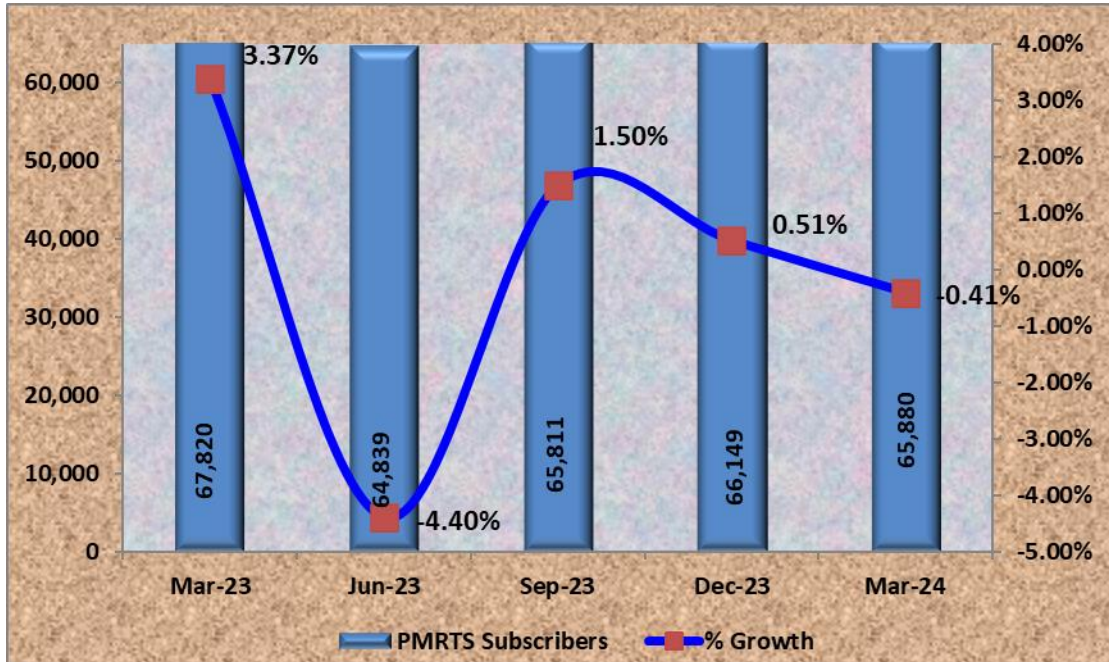
1.66 The subscriber base of PMRTS decreased from 66,149 at the end of Dec-23 to 65,880 at the end of Mar-24 with quarterly rate of decline 0.41%.

**Table 1.34 : PMRTS Subscriber base - Service Provider wise**

Sl. No	Name of the Service Provider	Subscriber Base as on 31.12.2023	Subscriber Base as on 31.03.2024	Net Addition	% Growth in subscribers in QE Mar-24
1	Arya Omnitalk Radio Trunking Services Pvt. Ltd.	53,321	53,076	-245	-0.46%
2	Procall Ltd.	4,437	4,320	-117	-2.64%
3	Quick Call	1,949	1,982	33	1.69%
4	Inative Networks Pvt Ltd	1,820	1,820	0	0.00%
5	Smartalk Pvt Ltd	1,412	1,403	-9	-0.64%
6	Bhilwara Telenet Services Pvt Ltd	849	823	-26	-3.06%
7	Wiwanet Solutions Pvt Ltd	1,146	1,146	0	0.00%
8	Airtalk Solutions & Services Pvt Ltd	1,215	1,310	95	7.82%
<b>Total</b>		<b>66,149</b>	<b>65,880</b>	<b>-269</b>	<b>-0.41%</b>

1.67 Detailed table on Service Area wise subscriber base of PMRTS as on 31<sup>st</sup> March, 2024 is available at **Annexure-1.8**.

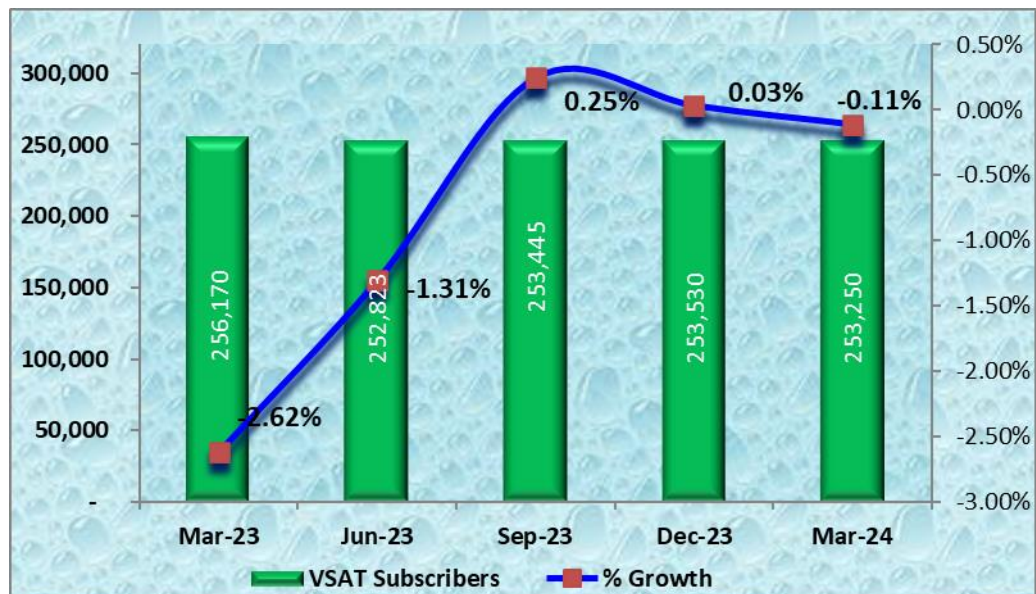
**Chart 1.25 : Number of PMRTS subscribers & Rate of Growth (%)**



**Very Small Aperture Terminal (VSAT)**

1.68 The total number of VSAT subscribers decreased from 2,53,530 at the end of Dec-23 to 2,53,250 at the end of Mar-24. Net decrease during the quarter has been 280 at the rate of decline 0.11%.

**Chart 1.26 : Number of VSAT Subscribers & Rate of Growth (%)**



**Table 1.35: - VSAT Service Providers currently providing service & their subscriber base**

Sr. No	Name of Service Providers	Subscriber base at the Quarter ending		Net Addition	%age Growth	Market Share (%) Mar-24
		Dec-23	Mar-24			
1	Hughes Communications Ltd.	1,78,755	1,79,732	977	0.55%	70.97%
2	Nelco Ltd.	65,815	65,484	-331	-0.50%	25.86%
3	BSNL	6,238	5,333	-905	-14.51%	2.11%
4	Infotel Satcom	2,715	2,694	-21	-0.77%	1.06%
5	Cloudcast Digital	7	7	0	0.00%	0.00%
<b>Total</b>		<b>2,52,823</b>	<b>253250</b>	<b>-280</b>	<b>-0.11%</b>	<b>100</b>

1.69 Hughes Communications Ltd. is the market leader having 1,79,732 subscribers with market share of 70.97% followed by Nelco Ltd. having 65,484 subscribers with market share of 25.86% at the end of Mar-24.

1.70 In term of net addition except Hughes Communications Ltd. and Cloudcast Digital all other service providers have registered decline in their VSAT subscribers during this quarter.

# **Chapter 2 :**

# **Revenue and Usage**

## **Wireless Services**

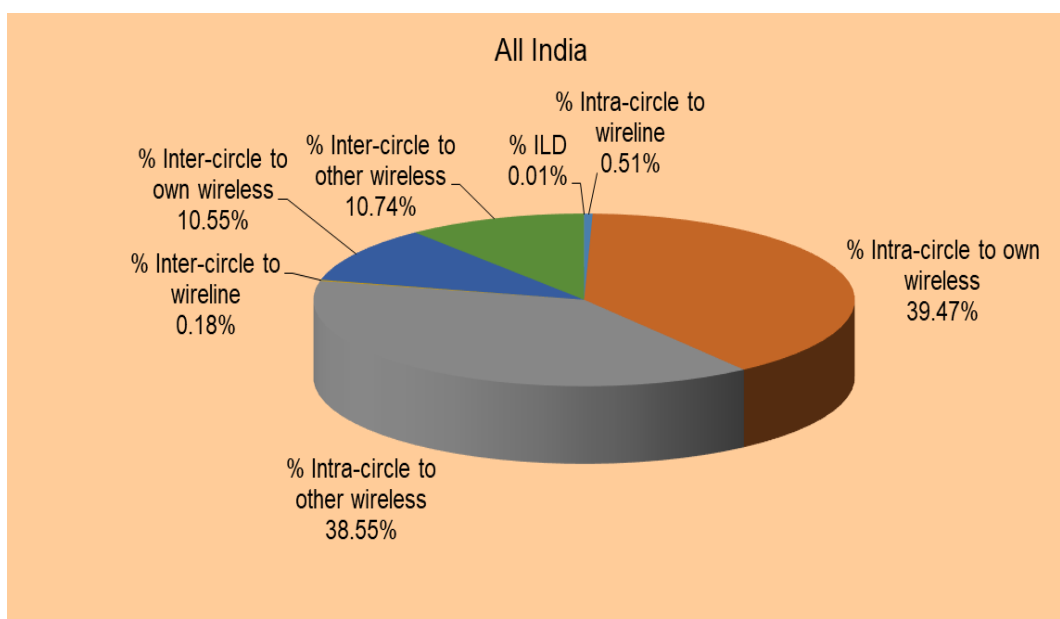
- 
- For all the parameters, Metros indicate data for Delhi, Mumbai & Kolkata. Data for Chennai service area has been included in Circle A, as part of TN.
  - ARPU arrived after adjusting interconnect usage charges and roaming settlement charges.
  - The data contained in this section covers the licensees, who have been providing service during the entire period from 1<sup>st</sup> January, 2024 to 31<sup>st</sup> March, 2024 in the various service areas.

**Table 2.1: Key Indicators – Wireless Services**

Parameter	Mar-24	Dec-23	Mar-23	QoQ %age change	YoY %age change
Share of Prepaid (%)	92.36%	92.54%	91.92%	-0.20%	0.48%
Incoming MOU per subscriber per month	497.40	473.32	472.71	5.09%	5.22%
Outgoing MOU per subscriber per month	497.68	481.51	473.25	3.36%	5.16%
No. of Outgoing SMS per subscriber per month	10.94	11.26	11.91	-2.90%	-8.19%
Average Revenue Per User (ARPU) per month (Rs.)	153.54	152.55	142.32	0.64%	7.88%

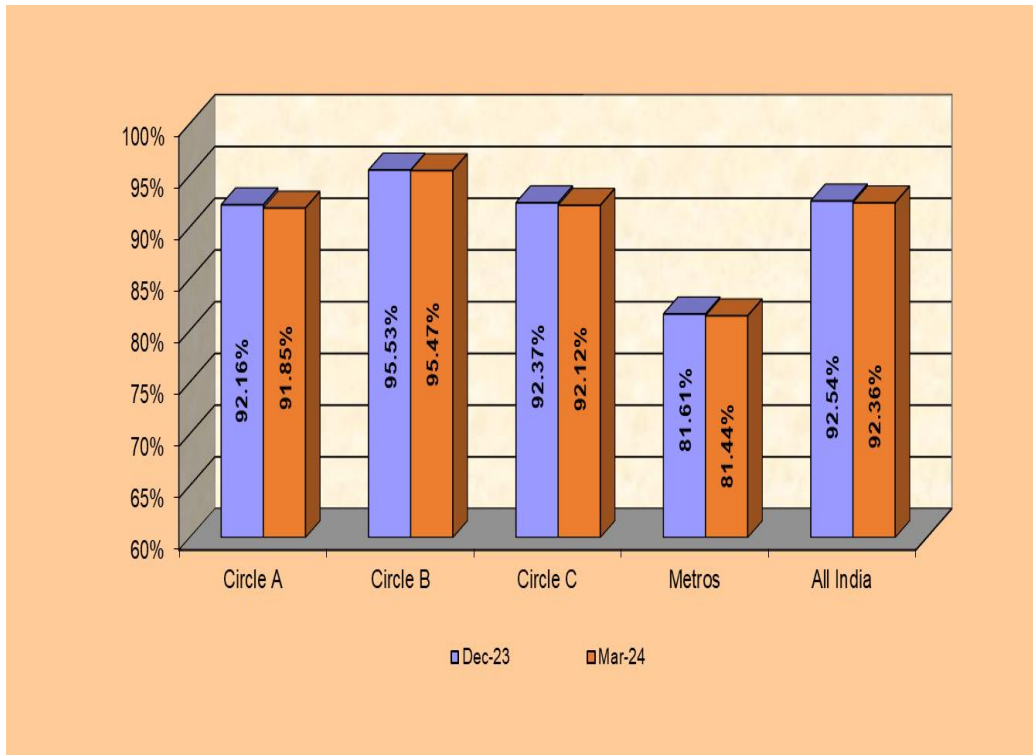
2.1 The following chart presents % break-up of outgoing minutes from Home Service Area (HSA) in the QE Mar-24.

**Chart 2.1: % Break-up of Outgoing minutes from Home Service Area (HSA) during Q.E. Mar-2024**



2.2 The following chart presents pre-paid subscribers as a % of total subscribers as on the last day of the respective quarters for various categories of circles.

**Chart 2.2: Pre-paid subscribers as a percent of total subscribers**



*Note: Based on subscriber figures as on the last day of the quarter.*

- 2.3 The Market share of pre-paid segment has decreased from 92.54% at the end of Dec-2023 to 92.36% at the end of Mar-2024.
- 2.4 Overall blended ARPU increased by 0.64% from Rs.152.55 in Q.E. Dec-2023 to Rs.153.54 in Q.E. Mar-2024. The ARPU for private service providers increased by 0.46% from Rs. 159.87 in Q.E. Dec - 2023 to Rs.160.61 in Q.E. Mar-2024 and for PSU increased by 1.65% from Rs.68.80 in Q.E. Dec-2023 to Rs.69.94 in Q.E. Mar-2024.
- 2.5 The ARPU per month for the pre-paid segment is Rs.150.75 and the ARPU per month for the post-paid segment is Rs.187.85 for Q.E. Mar-2024.
- 2.6 The following table presents the ARPU per month for various categories of circles and platforms for payment viz. post-paid and pre-paid.

**Table 2.2: Monthly ARPU – Wireless Services in QE Mar-24**

Circle Category	ARPU per month (in Rs.)		
	Post-paid	Pre-paid	Blended
Circle A	214.93	169.85	173.44
Circle B	159.03	141.66	142.44
Circle C	161.58	146.46	147.63
Metros	195.43	129.13	141.31
<b>All India</b>	<b>187.85</b>	<b>150.75</b>	<b>153.54</b>
All private SPs	192.48	157.93	160.61
BSNL/MTNL	103.99	68.11	69.92

2.7 The following table presents the composition of ARPU per month for QE Mar-24.

**Table 2.3: Composition of ARPU per month - Wireless Services**

S.No.	Item	Revenue (excl. service tax) per subscriber per month (in Rs.)	% Share of total revenue per subscriber per month
<b>1</b>	<b>Usage from Home Service Area</b>		
1.1.	Rental Revenue	0.84	0.52%
1.2.	Revenue from calls	14.97	9.34%
1.3.	Revenue from SMS	0.19	0.12%
1.4.	Revenue from data usage	138.75	86.58%
1.5.	Revenue from Other VAS	1.12	0.70%
1.6.	Other revenue	3.09	1.93%
<b>2</b>	<b>B. Usage outside Home Service Area</b>		
2.1	Revenue from outroamers	1.30	0.81
<b>3</b>	<b>C. Total revenue from home subscribers (A+B)</b>	<b>160.26</b>	<b>100.00</b>
<b>4</b>	<b>D. Revenue from inroamers and interconnect charges received</b>	<b>23.27</b>	
<b>5</b>	<b>E. Total Gross Revenue (C+D)</b>	<b>183.53</b>	
<b>6</b>	<b>F. Net inter-operable settlement charges payable</b>	<b>-29.99</b>	
<b>7</b>	<b>Net Revenue (ARPU) (E+F)</b>	<b>153.54</b>	

\* includes Interconnect Usages Charges (IUC) and Roaming Settlement Charges (RSC).

#There is a difference in ARPU calculated by TRAI and the figures published by TSPs in their financial statements. This is because each TSP has a different methodology to calculate the ARPU. For example, one of the TSPs calculated ARPU by dividing the service revenue by the average number of subscribers during the quarter. Another TSP calculated ARPU by dividing operating revenue as given in the P&L account for the quarter by the average subscriber base for the current and previous quarters. Further, TRAI calculates ARPU per month as Quarterly Revenue adjusted for interconnect usage charges and roaming settlement charges divided by average subscribers during the quarter for its own regulatory analysis. Therefore, the different methods result in a TRAI ARPU figure being less than what a TSP would declare in its quarterly financial results or presents to investors/Credit rating agencies.



2.8 On an all-India average, the overall MOU per subscriber per month increased by 4.21% from 955 in Q.E. Dec-2023 to 995 in Q.E. Mar-2024.

2.9 The following table presents the total MOU (usage from, and outside, the home service area) per subscriber per month for various categories of circles and various platforms for payment viz. post-paid and pre-paid during Q.E. Mar-24.

**Table 2.4: MOU per subscriber per month - QE Mar-24**

Circle category	MOU per subscriber per month								
	Post-paid			Pre-paid			Blended		
	Outgoing MOU	Incoming MOU	Total MOU	Outgoing MOU	Incoming MOU	Total MOU	Outgoing MOU	Incoming MOU	Total MOU
Circle A	279	266	546	464	460	924	449	445	894
Circle B	273	275	548	511	515	1027	501	504	1005
Circle C	351	349	700	643	658	1301	620	634	1254
Metro	246	228	474	494	466	960	448	422	871
<b>All India</b>	<b>282</b>	<b>273</b>	<b>555</b>	<b>515</b>	<b>516</b>	<b>1031</b>	<b>498</b>	<b>497</b>	<b>995</b>

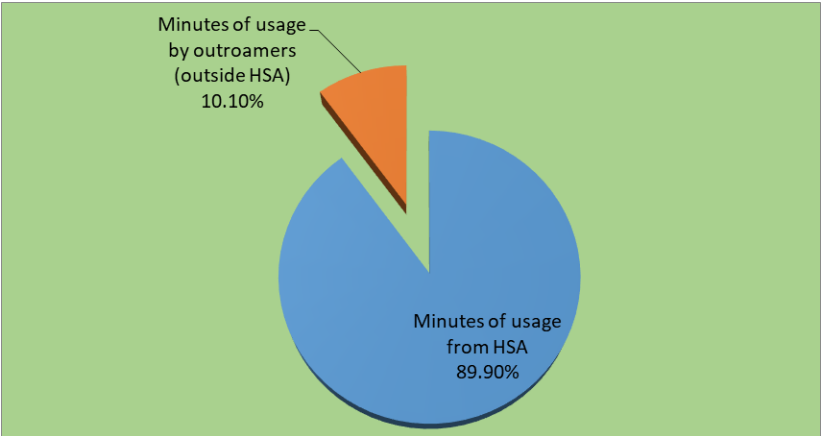
2.10 The overall ratio of incoming MOUs and outgoing MOUs for the Q.E. Mar-2024 is 50:50.

2.11 Average number of Outgoing SMS per subscriber per month is 11 in Q.E. Mar - 2024. The following table presents the outgoing SMS usage (usage from and outside, the home service area) per subscriber per month for various categories of circles and various categories of subscribers viz. post-paid and pre-paid during Q.E. Mar-2024.

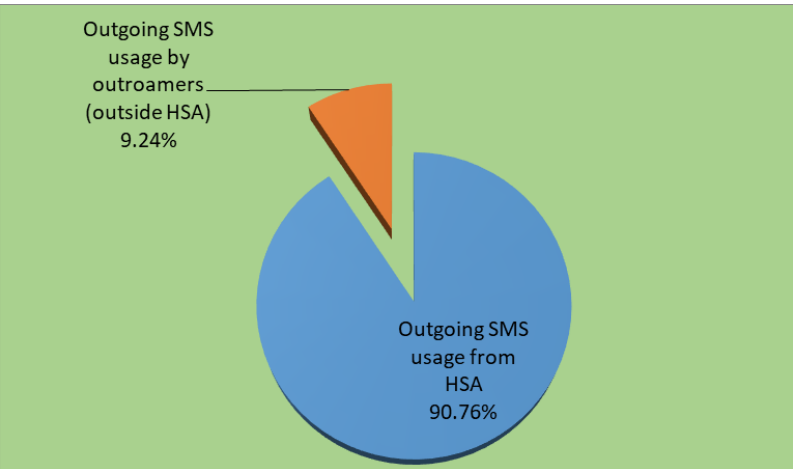
**Table 2.5: No. of Outgoing SMS per subscriber per month during QE Mar-24**

Circle category	Outgoing SMS per subscriber per month		
	Post-paid	Pre-paid	Blended
Circle A	14	11	11
Circle B	6	10	10
Circle C	12	14	14
Metro	9	8	8
<b>All India</b>	<b>10</b>	<b>11</b>	<b>11</b>

**Chart 2.3 : Minutes of Usage by Out-roamers as a % of Total Minutes of Usage during Q.E. Mar-2024**



**Chart 2.4: Outgoing SMS Usage by Out-roamers as a % of Total No. of Outgoing SMS Usage during Q.E. Mar-2024**



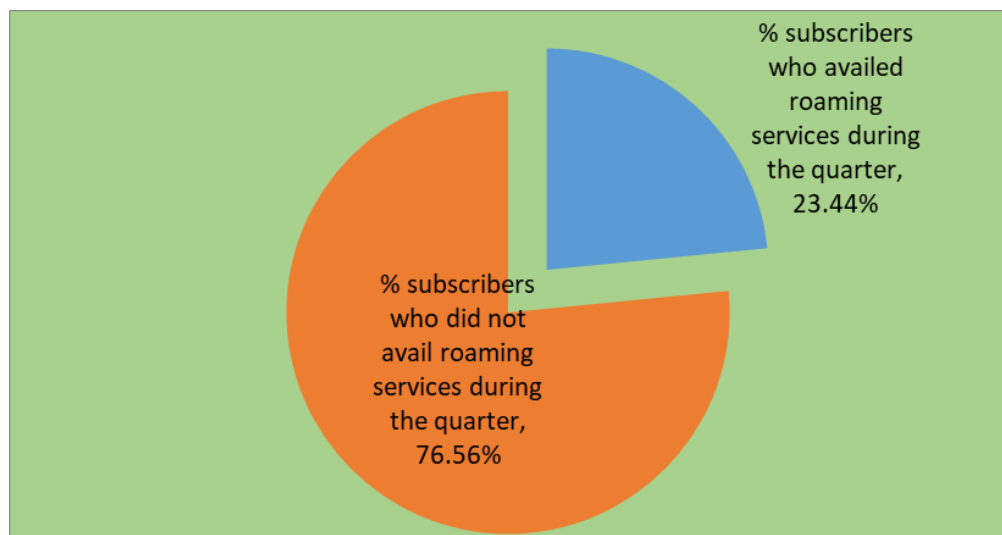
2.12 The following table presents the percentage break-up of outgoing minutes of usage from home service area between various categories of termination networks in the Q.E. Mar-24.

**Table 2.6: % Break-up of Outgoing minutes from Home Service Area (HSA) during the Q.E. Mar-2024**

Category	% Intra-circle to wireline	% Intra-circle to own wireless	% Intra-circle to other wireless	% Inter-circle to wireline	% Inter-circle to own wireless	% Inter-circle to other wireless	% ILD
Circle A	0.42%	42.07%	43.01%	0.15%	7.08%	7.26%	0.01%
Circle B	0.55%	38.32%	39.50%	0.16%	10.48%	10.98%	0.01%
Circle C	0.46%	42.08%	32.80%	0.17%	12.79%	11.70%	0.00%
Metros	0.74%	28.70%	30.55%	0.36%	18.90%	20.73%	0.03%
All India	<b>0.51%</b>	<b>39.47%</b>	<b>38.55%</b>	<b>0.18%</b>	<b>10.55%</b>	<b>10.74%</b>	<b>0.01%</b>

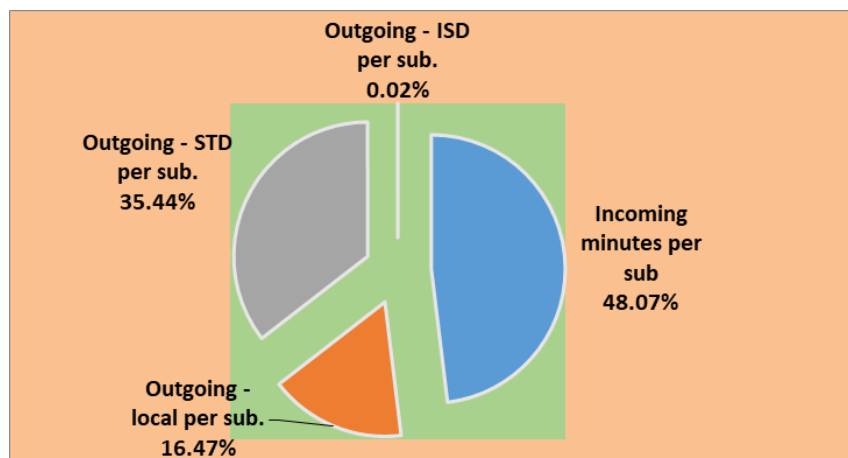
2.13 The following chart presents the share of outroamers (who had availed roaming services) as a percentage of total subscribers during Q.E. Mar-24.

**Chart 2.5: % Share of outroamers as a percentage of total subscribers during Q.E. Mar-2024**



2.14 The usage pattern of outroamers i.e. usage from outside the home service area shows that incoming minutes accounts for 48.07% of the total minutes of usage by outroamers in Q.E. Mar-2024 as against 47.12% in the Q.E. Dec-2023. The chart given below presents the break-up of minutes of usage of outroamers.

**Chart 2.6: % Break-up of minutes of usage (MOU) of out-roamers (usage from outside the Home Service Area)**



**Table 2.7: Trends of Key Parameters - Wireless Services**

Parameter	Mar-23	Jun-23	Sep-23	Dec-23	Mar-24
<b>1. ARPU (Rs. Per month)</b>	142	146	150	153	154
<b>2. Average revenue Realization per subscriber per GB wireless data (in Rs.)</b>	9.92	9.44	9.22	9.13	8.74
<b>3. MOU per subscriber per month</b>	946	960	948	955	995
<b>4. Outgoing MOU per subscriber per month</b>					
4.1 Local (Intra-circle)	350	357	350	356	366
4.2 NLD (inter-circle)	123	123	124	126	131
4.3 ILD	0.05	0.05	0.04	0.04	0.04
<b>5. Average no. of Outgoing SMS per subscriber per month</b>	12	12	12	11	11

2.15 Service Area wise statistics are available at **Annexure-2.1**.

# **Chapter 3 :**

# **Financial Data of Telecom Service Sector**

**Table 3.1: Gross Revenue (GR), Applicable Gross Revenue (ApGR), Adjusted Gross Revenue (AGR), License Fee (LF) & Spectrum Charges**

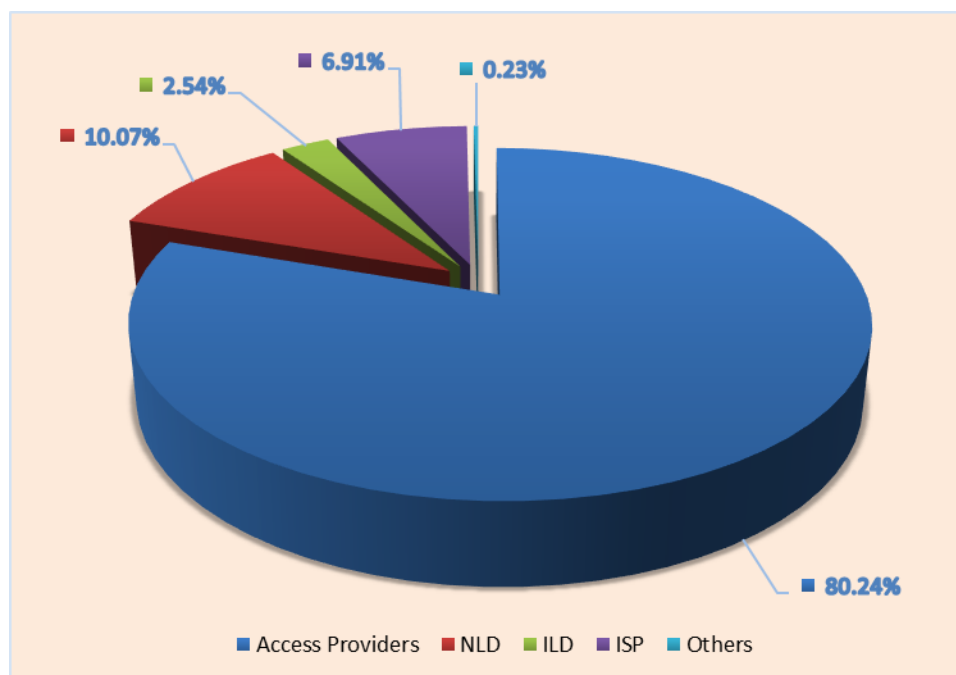
Particulars	QE Mar-23 (Rs. in Crore)	QE Dec-23 (Rs. in Crore)	QE Mar-24 (Rs. in Crore)	Q-O-Q % Change	Y-O-Y % Change
Gross Revenue (GR)	85,356	84,500	87,926	4.05	3.01
Applicable Gross Revenue (ApGR)	78,631	81,101	83,945	3.51	6.76
Adjusted Gross Revenue (AGR)	64,494	67,835	70,462	3.87	9.25
Pass Through Charges (PTC)	14,725	13,452	13,482	0.22	-8.44
License Fee (LF)	5,159	5,433	5,637	3.76	9.28
Spectrum Usage Charges (SUC)	755	845	869	2.85	15.11

- 3.1 Gross Revenue (GR) increased by 4.05%, Applicable Gross Revenue (ApGR) increased by 3.51% and Adjusted Gross Revenue (AGR) increased by 3.87% during QE Mar-24. On YoY basis GR increased by 3.01%, ApGR increased by 6.76% and AGR increased by 9.25% in QE Mar-24.
- 3.2 Pass through charges increased by 0.22% in QE Mar-24 however on YoY basis it decreased by 8.44%.
- 3.3 Pass-through charges as a percentage of Gross Revenue are 15.33% in QE Mar-24 as against 15.92% in the previous quarter.

**Table 3.2: Financial performance of service segments in Q.E. Mar, 24  
(in Rs. Crore)**

Service	GR	ApGR	AGR	LF	SUC	PTC
<b>Access Providers</b>	70,223.48	66,920.50	56,539.81	4,524.51	864.46	10,380.70
<b>NLD</b>	8,041.44	7,333.06	7,096.44	567.91	-	236.61
<b>ILD</b>	3,454.94	3,412.25	1,791.40	143.42	-	1,620.85
<b>ISP</b>	6,026.42	6,101.81	4,870.94	389.72	-	1,230.87
<b>Others</b>	179.49	176.90	163.70	11.53	4.81	13.20
<b>Total</b>	<b>87,925.76</b>	<b>83,944.53</b>	<b>7,0462.29</b>	<b>5,637.08</b>	<b>869.27</b>	<b>13,482.24</b>

**Chart 3.1: Composition of Adjusted Gross Revenue**



3.4 Access services contributed 80.24% of the total Adjusted Gross Revenue of telecom services. In Access services, Gross Revenue (GR), Applicable Gross Revenue (ApGR), Adjusted Gross Revenue (AGR), License Fee, Spectrum Usage Charges (SUC)<sup>8</sup> and Pass Through Charges increased by 3.44%, 1.51%, 1.56%, 1.58%, 2.83% and 1.25% respectively in QE Mar-24.

**Table 3.3: Access Services - Service Provider wise Adjusted Gross Revenue**  
(Rs.in Crore)

Service Provider	AGR (Rs. in Crore)			Q-o-Q Growth (%)	Y-o-Y Growth (%)
	QE Mar 2023	QE Dec 2023	QE Mar 2024		
	Reliance Jio	22985.00	24862.85		
Bharti Airtel	18500.36	20480.58	20951.91	2.30	13.25
Vodafone Idea	7210.63	7459.08	7370.75	-1.18	2.22
BSNL	2083.59	2011.84	1991.61	-1.01	-4.41
Tata	599.34	655.55	662.30	1.03	10.50
MTNL	181.64	142.02	156.61	10.28	-13.78

<sup>8</sup> Spectrum Usage Charge is payable by the licensees providing mobile access services, as a percentage of their Adjusted Gross Revenue (AGR).

(Source – DoT License Agreement)

Reliance	52.38	45.00	45.23	0.50	-13.66
Quadrant	5.23	4.76	4.27	-10.29	-18.38
GPX Services	0.00	3.95	3.83	-3.06	--
V-Con Mobile & Infra	12.24	2.97	21.30	617.64	74.11
Tata Play Broadband	0.46	0.99	0.81	-18.54	77.32
Shyam Spectra	0.14	0.21	0.21	0.69	46.78
Ishan Netsol	0	-0.01	-0.01	20.00	--
Fusionnet	-0.10	-0.03	-0.01	66.91	90.11
<b>Total</b>	<b>51630.91</b>	<b>55669.76</b>	<b>56539.79</b>		

3.5 Public Sector Undertakings' share in the Access AGR of telecom services is 3.80% in the QE Mar-24.

**Table 3.4: Category-wise share in Adjusted Gross Revenue (AGR) of Access Services**

LSA	Q.E. Mar, 2023		Q.E. Dec, 2023		Q.E. Mar, 2024	
Category	AGR	%	AGR	%	AGR	%
	(Rs. in crore)	share of AGR	(Rs.in crore)	share of AGR	(Rs. In crore)	share of AGR
<b>Metro</b>	5,384.61	10.43	5,830.44	10.47	6,003.55	10.62
<b>A</b>	19,511.15	37.79	20,670.15	37.13	20,800.85	36.79
<b>B</b>	19,079.12	36.95	20,731.60	37.24	21,087.78	37.30
<b>C</b>	7,656.02	14.83	8,437.57	15.16	8,647.62	15.29
<b>Total</b>	<b>51,630.91</b>		<b>55,669.76</b>		<b>56,539.81</b>	

**Notes: -**

1. Figures are **un-audited** and as submitted by the TSPs.
2. A copy of quarterly Statement(s) of Revenue and Licence Fee and Spectrum Charges filed with the licensor(DoT) is submitted by Telecom Service Providers to TRAI in reference to TRAI's Order No.RP-5/13/(8)/2022/FEA-II, dated 12th December, 2022.
3. The figures have been re-grouped wherever considered necessary for analysis purpose.
4. Percentage of contribution of Five TSPs of Public Sector (BSNL, MTNL, Rail Tel, Power Grid, Oil India and Bharat Broadband) to AGR in NLD Service and two TSPs of Public Sector (BSNL/MTNL) in Access Services and BSNL in ILD Services.
5. For all the parameters metros indicate data for Delhi, Mumbai and Kolkata. Data for Chennai Service Area has been included as part of Tamil Nadu



# **Chapter 4 : Quality of Service (QoS)**

## Section A: Quality of Service of Cellular Mobile Service Providers

**Table 4.1: QoS Summary - Cellular Mobile Service**

**Summary of Performance of Service providers against prescribed parameters**

S. No.	Parameters	Benchmark	No of PMRs where Service Providers are not meeting the benchmarks			
			QE December, 2023		QE March, 2024	
			Out of 88 PMRs		Out of 88 PMRs	
			Nos.	%age	Nos.	%age
<b>I.</b>	<b>Network Related Parameters</b>					
<b>1</b>	<b>Network Availability</b>					
(a)	BS Accumulated down-time (not available for service) (%age)	≤ 2%	0	0.00%	0	0.00%
(b)	Worst affected BS due to down-time (%age)	≤ 2%	0	0.00%	0	0.00%
<b>2</b>	<b>Connection Establishment (Accessibility)</b>					
(a)	Call Set-up Success Rate and Session Establishment Success Rate for Circuit Switched Voice or VoLTE as applicable (within licensee's own network)	≥ 95%	0	0.00%	0	0.00%
(b)	SDCCH/ Paging Channel Congestion/ RRC Congestion (%age)	≤ 1%	0	0.00%	0	0.00%
(c)	TCH, RAB and E-RAB congestion (%age)	≤ 2%	0	0.00%	0	0.00%
<b>3</b>	<b>Connection Maintenance (Retain ability)</b>					
(a)	Network QoS DCR Spatial Distribution Measure [Network_ QSD (90,90)]	≤ 2%	0	0.00%	0	0.00%
(b)	Network QoS DCR Temporal Distribution	≤ 3%	0	0.00%	0	0.00%

	Measure [Network_ QTD (97,90)]					
(c)	Connections with good voice quality, Circuit Switched Voice Quality and VoLTE quality	$\geq 95\%$	0	0.00%	0	0.00%
(d)	Down Link (DL) Packet Drop Rate or DL-PDR	$\leq 2\%$	0	0.00%	0	0.00%
(e)	Up Link (UL) Packet Drop Rate or UL-PDR	$\leq 2\%$	0	0.00%	0	0.00%
4	Point of Interconnection (POI) Congestion (No. of POIs not meeting the benchmark)	$\leq 0.5\%$	0	0.00%	0	0.00%
<b>II. Customer Service Quality Parameters</b>						
5	Metering and billing credibility - post paid	$\leq 0.1\%$	0	0.00%	0	0.00%
6	Metering and billing credibility – prepaid	$\leq 0.1\%$	0	0.00%	0	0.00%
7 (a)	Resolution of billing/charging/validity complaints	98% within 4 weeks	0	0.00%	0	0.00%
	Resolution of billing/charging/validity complaints	100% within 6 weeks	0	0.00%	0	0.00%
(b)	Period of applying credit/ waiver/ adjustment to customer's account from the date of resolution of complaints	within 1 week of resolution of complaint	0	0.00%	0	0.00%
8	Response time to the customer for assistance					
(a)	Accessibility of call centre/ customer care	$\geq 95\%$	0	0.00%	0	0.00%
(b)	Percentage of calls answered by the operators (voice to voice) within ninety seconds	$\geq 95\%$	2	2.27%	3	3.41%
9	Termination / Closure of service	$\leq 7$ days	0	0.00%	0	0.00%
10	Time taken for refund of deposits after closures	100% within 60 days	0	0.00%	0	0.00%

4.1 Comparison of Performance with the last quarter: -

The performance has deteriorated in this quarter, as compared to the previous quarter in respect of the following parameter: -

- i. Percentage of calls answered by the operators (voice to voice) within ninety seconds  $\geq 95\%$

**Table 4.2: Parameter wise analysis of non-compliance of service providers**

Parameter	Benchmark	Service Provider	Service Area	Performance in Parameters not met
Percentage of calls answered by the operators (voice to voice) within ninety seconds	$\geq 95\%$	AIRTEL	Tamilnadu including Chennai	92.69%
		BSNL	Kerala	93.80%
			Tamilnadu including Chennai	90.47%

4.2 **List of Parameters which are fully complied by all the Service providers: -**

- a. BS Accumulated down-time (not available for service) (%age)  $\leq 2\%$
- b. Worst affected BS due to down-time(%age)  $\leq 2\%$
- c. Call Set-up Success Rate and Session Establishment Success Rate for Circuit Switched Voice or VoLTE as applicable (within licensee's own network)  $\geq 95\%$
- d. SDCCH/Paging Channel Congestion/RRC Congestion (% age)  $\leq 1\%$
- e. TCH, RAB and E-RAB congestion (%age)  $\leq 2\%$
- f. Network QoS DCR Spatial Distribution Measure [Network\_ QSD (90,90)]  $\leq 2\%$

- g. Network QoS DCR Temporal Distribution Measure [Network\_ QTD (97,90)]  $\leq 3\%$
- h. Connections with good voice quality, Circuit Switched Voice Quality and VoLTE quality  $\geq 95\%$
- i. Down Link (DL) Packet Drop Rate or DL-PDR  $\leq 2\%$
- j. Up Link (UL) Packet Drop Rate or UL-PDR  $\leq 2\%$
- k. Point of Interconnection (POI) Congestion (No. of POIs not meeting the benchmark)  $\leq 0.5\%$
- l. Metering and billing credibility - postpaid  $\leq 0.1\%$
- m. Metering and billing credibility – prepaid  $\leq 0.1\%$
- n. Resolution of billing/charging/validity complaints - 98% within 4 weeks
- o. Resolution of billing/charging/validity complaints - 100% within 6 weeks
- p. Period of applying credit/waiver/adjustment to customer's account from the date of resolution - within 1 week of resolution of complaint
- q. Accessibility of call centre/customer care  $\geq 95\%$
- r. Termination/Closure of service  $\leq 7$  days
- s. Time taken for refund of deposits after closures (100% within 60 days)

4.3 The detailed table on Service Provider wise performance of QoS parameters for Cellular Mobile Services is available at **Annexure-4.1**.

## Section B: Quality of Service of Basic Telephone Service (Wire Line) Providers

**Table 4.3: QoS Summary - Wireline Service**

Summary of Performance of service providers against identified parameters

S.No	Parameters	Benchmarks	No of PMRs where Service Providers are not meeting the benchmarks			
			QE December, 2023		March, 2024	
			Out of 109 PMRs		Out of 109 PMRs	
			Nos.	%age	Nos.	%age
(i)	Fault incidences No. of faults per 100 subs/month)	$\leq 7$	0	0.00%	0	0.00%
(ii)	% Fault repaired by next working day (for urban areas)	$\geq 85\%$	2	1.83%	1	0.92%
	% Fault repaired within 5 days (for urban areas)	100%	2	1.83%	2	1.83%
(iii)	% Fault repaired by next working day (for rural and hilly areas)	$\geq 75\%$	1	0.92%	0	0.00%
	% Fault repaired within 7 days (for rural and hilly areas)	100%	1	0.92%	0	0.00%
(iv)	'Mean time to Repair' (MTTR)	$\leq 10$ Hrs	1	0.92%	1	0.92%
(v)	'Point of Interconnection'(POI) Congestion (No. of PoIs not meeting benchmark)	$\leq 0.5\%$	0	0.00%	0	0.00%
(vi)	Metering and billing credibility- post-paid	$\leq 0.1\%$	0	0.00%	0	0.00%
	Metering and billing credibility- pre-paid	$\leq 0.1\%$	0	0.00%	0	0.00%
(vii)	Resolution of billing/charging/Credit & validity complaints	98% within 4 weeks	0	0.00%	0	0.00%
	Resolution of billing/charging Credit & validity complaints	100% within 6 weeks	0	0.00%	0	0.00%

(viii)	Period of applying credit/waiver/adjustment to customer's	100% within 1 week of resolution of complaint	0	<b>0.00%</b>	0	<b>0.00%</b>
(ix)	Accessibility of call centre/ customer care	≥ 95%	5	<b>4.59%</b>	6	<b>5.50%</b>
	%age of calls answered by the operators (voice to voice) within ninety seconds	≥ 95%	5	<b>4.59%</b>	8	<b>7.34%</b>
(x)	Termination / closure of service	≤ 7 days	1	<b>0.92%</b>	1	<b>0.92%</b>
(xi)	Time taken for refund of deposits after closures	100% within 60 days	2	<b>1.83%</b>	1	<b>0.92%</b>

**NOTE:**

- Most of the SPs have not reported for the parameter “Metering and billing credibility – pre paid” due to not providing pre-paid service in Basic (Wire line) service.

4.4 The performance has improved in this quarter as compared to the previous quarter in respect of the following parameters: -

- i. % Fault repaired by next working day (for urban areas) ≥ 85%
- ii. % Fault repaired by next working day (for rural and hilly areas) ≥ 75%
- iii. % Fault repaired within 7 days (for rural and hilly areas) 100%
- iv. Time taken for refund of deposits after closures 100% within 60 days

4.5 The performance has deteriorated in this quarter as compared to the previous quarter in respect of the following parameters: -

- i. Accessibility of call centre/customer care ≥ 95%
- ii. % age of calls answered by the operators (voice to voice) within ninety seconds ≥ 95%

**Table 4.4: Parameter wise analysis of non-compliance of Service Providers**

<b>Parameter</b>	<b>Benchmark</b>	<b>Service Provider</b>	<b>Service Area</b>	<b>Performance in Parameters not met</b>
% of faults repaired by next working day- Urban	For urban areas by next working day >= 85	MTNL	Mumbai	38.20%
% of faults repaired within 5 days - Urban	For urban areas >= 100	MTNL	Delhi	99.85%
			Mumbai	57.10%
Mean Time to Repair (MTTR)	<= 10 hrs	MTNL	Mumbai	193.85
Accessibility of call centre/ customer care	>= 95%	BSNL	Bihar	92.74%
			Karnataka	89.92%
			Kerala	91.28%
			Kolkata	94.92%
			Odisha	91.29%
			Tamilnadu including Chennai	88.18%
Percentage of calls answered by the operators (voice to voice) within ninety seconds	>= 95%	BSNL	Andhra Pradesh	94.01%
			Bihar	91.16%
			Karnataka	83.80%
			Kerala	86.88%
			Kolkata	93.41%
			North East	89.52%
			Odisha	88.82%
			Tamilnadu including Chennai	82.67%
Termination / Closure of service	<= 7 days	MTNL	Mumbai	99.36%
Time taken for Refund of deposits after closures- within 60 days	100% within 60 days	MTNL	Mumbai	48.00%



4.6 **List of Parameters which are fully complied by all the Service providers\_**

- a. Fault incidences (No. of faults per 100 subs/month) ( $\leq 7$ )
- b. % Fault repaired by next working day (for rural and hilly areas) ( $\geq 75\%$ )
- c. % Fault repaired within 7 days (for rural and hilly areas) (100%)
- d. Point of Interconnection (POI) Congestion (No. of POIs not meeting benchmark) ( $\leq 0.5\%$ )
- e. Metering and billing credibility- post-paid ( $\leq 0.1\%$ )
- f. Metering and billing credibility- pre-paid ( $\leq 0.1\%$ )
- g. Resolution of billing/charging/credit & validity complaints within 4 weeks (98% within 4 weeks)
- h. Resolution of billing/charging/credit & validity complaints within 6 weeks (100% within 6 weeks)
- i. Period of applying credit/waiver/adjustment to customer's account from the date of resolution of complaints (100% within 1 week of resolution of complaint)

4.7 Detailed table containing QoS parameters for all the Wireline Service Providers is given in **Annexure-4.2**.

## **Section C : Quality Of Service Of Service Providers Providing Broadband Service (WIRELINE)**

- 4.8 There are 1118 Service Providers providing broadband (wireline) service at the end of March, 2024. Total number of broadband (wireline) subscriber base of all the broadband service providers is 4,00,55,158 in quarter ending March, 2024 as compared to 3,83,47,645 in quarter ending December, 2023.
- 4.9 Out of 1118 broadband service providers providing broadband (wireline) service, only 98 service providers are having subscriber base more than 10,000 subscribers and share 97.38% of total subscriber base in this quarter. The total number of broadband subscribers (wireline) of service providers having more than 10,000 subscriber base, has increased from 3,73,56,823 at the end of December, 2023 (for 99 service providers) to 3,90,06,874 at the end of March, 2024 (for 98 service providers).
- 4.10 This report covers performance of 98 broadband service providers' vis-à-vis the QoS benchmarks prescribed by TRAI. The summary of performance of the service providers who have not met the benchmarks in this quarter and performance of previous quarter is given in the table below: -

**Table 4.5: Summary of Performance of Broadband Service Providers against identified parameters**

S.No	Parameters	Benchmarks	No. of PMRs where service providers are not meeting the benchmarks			
			QE December, 2023		QE March, 2024	
			Out of 138 PMRs		Out of 137* PMRs	
			Nos.	%age	Nos.	%age
1	Service Provisioning/Activation Time	100% in =< 15 working days				
1.2	%age Of Connections Provided Within 15 Days of Registration Of Demand	100%	1	<b>0.72%</b>	0	<b>0.00%</b>
2	Faults Repair/Restoration Time					
2.2	% Of Faults Repaired By Next Working Day (>90%)	>90%	2	<b>1.45%</b>	1	<b>0.73%</b>
2.3	% Of Faults Repaired Within 3 Working Day	>=99%	3	<b>2.17%</b>	1	<b>0.73%</b>
3	Billing Performance					
3.3	%age Of Bills Disputed	<2%	0	<b>0.00%</b>	0	<b>0.00%</b>
3.4	%age Of Billing Complaints Resolved Within 4 Weeks	100% within 4 weeks	0	<b>0.00%</b>	0	<b>0.00%</b>
3.5	%age Of Cases to Whom Refund Of Deposits Is Made Within 60 Days Of Closures	100% within 60 days	1	<b>0.72%</b>	1	<b>0.73%</b>
4	Response Time to the Customer for assistance					
4.2	%age of calls answered by operator (Voice to voice) within 60 sec	>60%	0	<b>0.00%</b>	0	<b>0.00%</b>
4.3	%age of calls answered by operator (Voice to voice) within 90 sec	>80%	1	<b>0.72%</b>	0	<b>0.00%</b>
5	Bandwidth utilisation/throughput					
5.2	No. of Intra network links having Bandwidth	0	0	<b>0.00%</b>	0	<b>0.00%</b>

	utilisation >90% during peak hours (TCBH)					
5.4	No. of Upstream links for international connectivity having bandwidth utilisation >90% during peak hours (TCBH)	0	0	<b>0.00%</b>	0	<b>0.00%</b>
5.7	% International bandwidth utilization during peak hours (TCBH) (Enclose MRTG) <90%	<90%	0	<b>0.00%</b>	0	<b>0.00%</b>
5.8	Broadband Connection Speed available (download) from ISP node to user	>80%	0	<b>0.00%</b>	0	<b>0.00%</b>
6	Service availability /uptime (for all users) in %age					
6.3	Service availability /uptime (for all users) in %age	>98%	0	<b>0.00%</b>	0	<b>0.00%</b>
7	Packet loss (for wired broadband access) in %age	<1%	0	<b>0.00%</b>	0	<b>0.00%</b>
8	Network latency (for wired broadband access)					
8.1	User reference point at POP/ISP Gateway node to (IGSP/NIXI)	<120ms	0	<b>0.00%</b>	0	<b>0.00%</b>
8.2	User reference point at ISP Gateway node to International nearest NAP port abroad (terrestrial)	<350ms	0	<b>0.00%</b>	0	<b>0.00%</b>
8.3	User reference point at ISP Gateway node to International nearest NAP port abroad (satellite)	<800ms	0	<b>0.00%</b>	0	<b>0.00%</b>

**Table 4.6: Parameter-wise analysis of non-compliance of QoS benchmarks for Broadband Service Providers**

<b>S.No</b>	<b>Parameters</b>		<b>Benchmarks</b>	<b>Service Provider</b>	<b>LSA</b>	<b>Performance in QE Mar.2024</b>
2.2	Fault Repair/ Restoration Time	% of faults repaired by next working day (>90%)	>90%	Mahanagar Telephone Nigam Ltd.	All India	63.66
2.3	Fault Repair/ Restoration Time	% of faults repaired within 3 working day	=>99%	Mahanagar Telephone Nigam Ltd.	All India	72.01
3.5	Billing Performance	%age of cases to whom refund of deposits is made within 60 days of closures	100% within 60 days	Mahanagar Telephone Nigam Ltd.	All India	72.66

4.11 List of parameters which are fully complied by all service providers: -

<b>S. No.</b>	<b>Parameter</b>	<b>Benchmark</b>
1	Service provisioning/Activation time - %age of connections provided within 15 days of registration of demand	100%
2	Billing Performance - %age of bills disputed	<2%
3	Billing Performance - %age of billing complaints resolved within 4 weeks	100% within 4 weeks
4	Response time to the customer for assistance - %age of calls answered by operator (Voice to voice) within 60 sec	>60%
5	Response time to the customer for assistance - %age of calls answered by operator (Voice to voice) within 90 sec	>80%
6	Bandwidth utilization/throughput No. of Intra network links having Bandwidth utilisation >90% during peak hours (TCBH)	0
7	Bandwidth utilisation/throughput - No. of Upstream links for International connectivity having bandwidth utilisation >90% during peak hours (TCBH)	0
8	Bandwidth utilization/throughput - % International bandwidth utilization during peak hours (TCBH)	<90%
9	Bandwidth utilization/throughput - Broadband connection speed available (download) from ISP node to user	>80%

10	Service availability/uptime (for all users) in %age	>98%
11	Packet loss (for wired broadband access) in %age	<1%
12	Network latency (for wired broadband access) - User reference point at POP/ISP Gateway node to (IGSP/NIXI)	<120ms
13	Network latency (for wired broadband access) - User reference point at ISP Gateway node to International nearest NAP port abroad (terrestrial)	<350ms
14	Network latency (for wired broadband access) - User reference point at ISP Gateway node to International nearest NAP port abroad (satellite)	<800ms

4.12 Detailed table containing QoS parameters for all the Broadband Service Providers is given in **Annexure-4.3**.

# **Performance of Cable TV, DTH and Radio Broadcasting Services**

**Table 5.1: Key Parameters - Broadcasting & Cable TV Services**

S.No	Parameter	Dec-23	Mar-24
1	Number of Private satellite TV channels permitted by the Ministry of Information and Broadcasting (MIB) for uplinking only/downlinking only/both uplinking and downlinking	920*	922*
2	Number of Pay TV Channels as reported by broadcasters	363	361
3	Total number of Multi System Operators (MSOs), who have been granted Permanent Registration (for 10 years) by Ministry of I&B for providing Cable TV services through Digital Addressable Systems (as on 31.12.2023)	998#	880
4	Number of FM Radio Stations (excluding All India Radio)	388	388
5	Number of pay DTH Operators	4	4
6	Number of existing cities with operational FM Radio channels (excluding All India Radio)	113	113
7	Number of Operational Community Radio Stations	479	494
8	Number of total active Subscribers with pay DTH operators (in million)	63.52	61.97

\* <https://new.broadcastseva.gov.in/digigov-portal-web-app/webHP?requestType=ApplicationRH&actionVal=userInformationSystem&screenId=2>

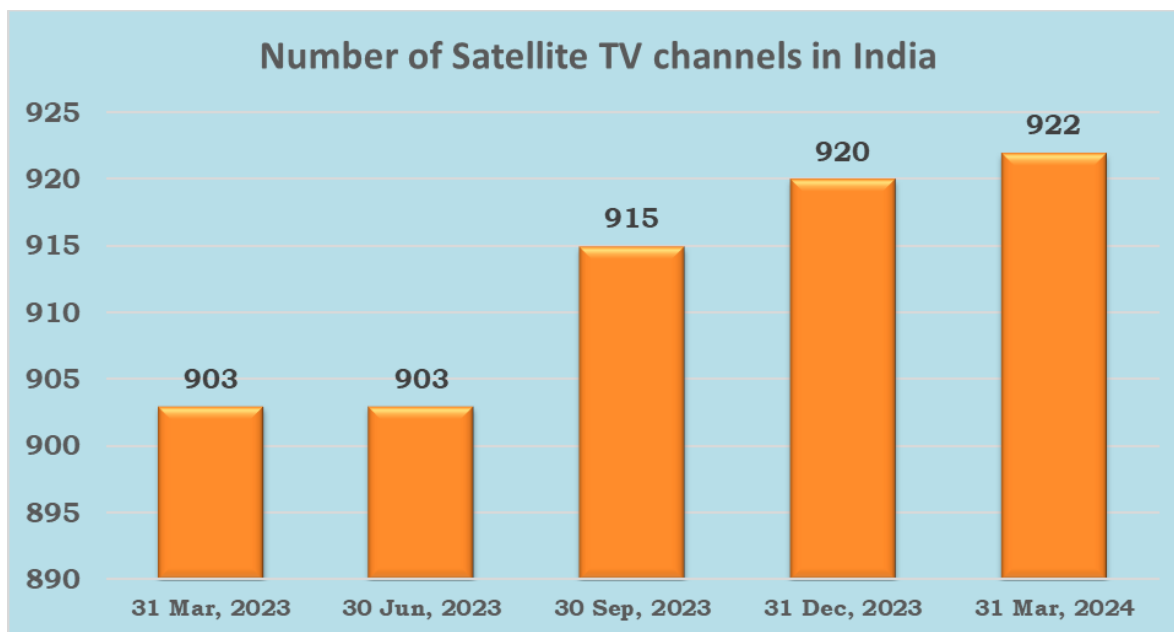
# Source- [https://mib.gov.in/all\\_broadcasting\\_documents](https://mib.gov.in/all_broadcasting_documents)

## A. Satellite TV Channels

5.1 A total of approximately 922 private satellite TV channels have been permitted by the Ministry of Information and Broadcasting (MIB) for uplinking only/downlinking only/both uplinking & downlinking. The total number of satellite TV channels is depicted in **Chart 5.1**. Further, the permission-wise number of permitted satellite TV channels is given in the **Table 5.2**.



**Chart5.1- : Number of Satellite TV channels in India**



Source: Ministry of I&B (broadcastseva.gov.in)

**Table 5.2: Permission-wise number of permitted satellite TV channels**

Type of Permission	Number of channels	Remarks
Uplinking only	10	TV channels uplinked from India but downlinked abroad only
Downlinking only	67	TV channels uplinked from abroad but downlinked only in India
Both Uplinking & downlinking	845	TV channels uplinked from India and also downlinked only in India
<b>Total</b>	<b>922</b>	

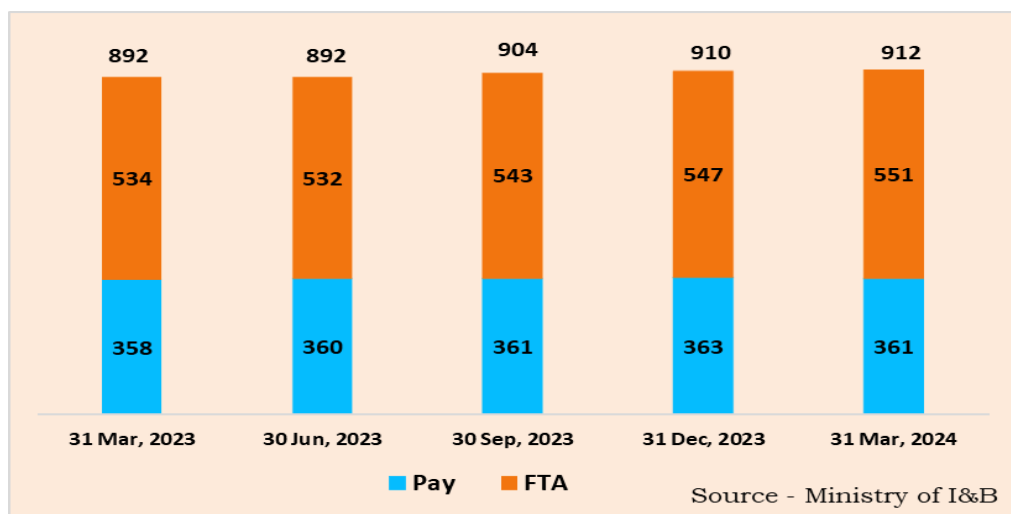
Out of 922 permitted satellite TV channels, 912 channels are available for downlinking in India.

### **Pay TV Channels**

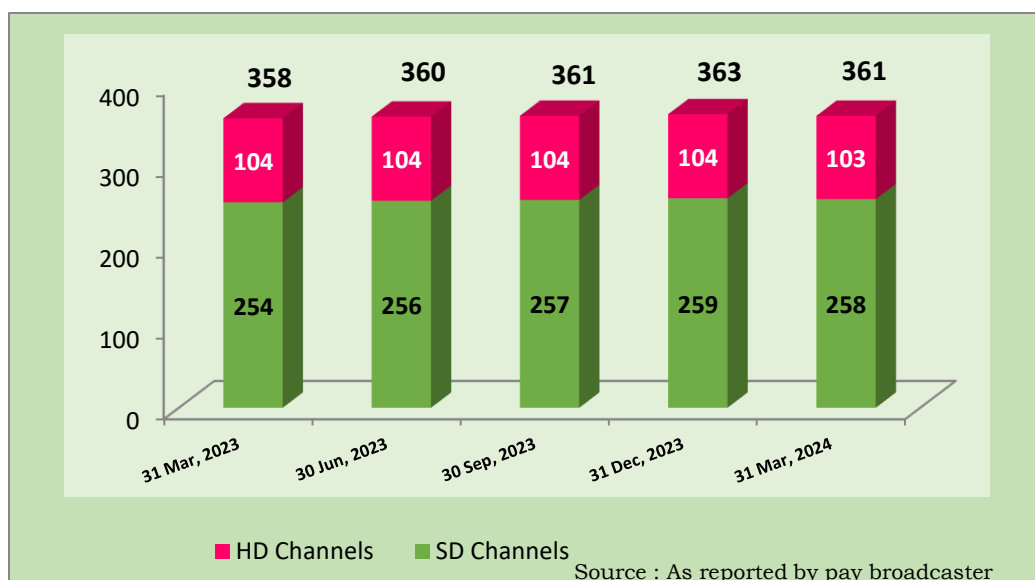
5.2 As per the reporting done by broadcasters in pursuance of the Tariff Order dated 3<sup>rd</sup> March 2017 as amended, out of 912 permitted satellite TV channels that are available for downlinking in India, there are 361 satellite pay TV channels as on 31<sup>st</sup> March 2024. Out of 361 pay channels, 258 are SD satellite pay TV channels and 103 are HD satellite pay TV channels. A list of pay TV channels offered by broadcasters for

subscribers as reported to TRAI is attached as **Annexure-5.1**. Apart from these pay channels reported to TRAI, all other channels, available for downlinking in India, are considered as Free to Air (FTA) channels. **Chart-5.2** depicts total number of Pay satellite TV channels and FTA satellite TV channels available for downlinking in India during last one year. **Chart-5.3** depicts total number of SD satellite Pay TV channels and HD satellite Pay TV channels during last one year.

**Chart5.2: Number of Pay and FTA channels available for downlinking in India**



**Chart 5.3 : Numbers of SD satellite pay TV channels and HD satellite pay TV channels**



**Table 5.3: Price-Range wise Analysis of Pay Channels as reported by the broadcaster to TRAI**

<b>Price range</b>	<b>Number of SD channels</b>	<b>Number of HD channels</b>
Less than 1	61	---
1 to 5	88	12
5 to 12	49	22
12 to 15	06	03
15 to 19	10	07
19	42	54
>19	02	05
<b>Total</b>	<b>258</b>	<b>103</b>

**Table 5.4: Genre wise Analysis of Pay Channels**

<b>S.No</b>	<b>Genre</b>	<b>Number of channels</b>
1	General Entertainment	115
2	Movies	71
3	News and Current Affairs	65
4	Sports	33
5	Kids	24
6	Infotainment	25
7	Music	22
8	Devotional	04
9	Miscellaneous	02
	<b>Total</b>	<b>361</b>

**Table 5.5: Broadcaster wise number of pay channels as reported to TRAI**

S.No	Name of Broadcaster	Number of channel(s)
1	Star India Private Limited	64
2	Zee Entertainment Enterprises Limited	49
3	Viacom 18 Media Private Limited	39
4	SUN TV Network Limited	31
5	Culver Max Entertainment Private Limited	22
6	TV 18 Broadcast Limited	19
7	Eenadu Television Private Limited	14
8	Zee Media Corporation Limited	16
9	Discovery Communications India	14
10	Bennett, Coleman & Company Limited	12
11	Disney Broadcasting (India) Limited	7
12	NGC Network (India) Pvt Limited	6
13	IN 10 Media Private Limited	5
14	Kalaingar TV Pvt Limited	5
15	Mavis Satcom Limited	4
16	Raj Television Network Limited	6
17	Polimer Media Private Limited	1
18	Tarang Broadcasting Company Limited	4
19	TV Today Network Limited	4
20	Warner Media India Private Limited	4
21	Celebrities Management Pvt Limited	3
22	New Delhi Television Limited	3
23	Sarthak Music Private Limited	3
24	Silverstar Communications Limited	3
25	AETN 18 Media Pvt Limited	2
26	Bangla Entertainment Private Limited	2
27	BBC Global News India Private Limited	2
28	MSM World Wide Factual Media Private Limited	2
29	Media World Wide Limited	2
30	CSL Info Media Private Limited	1
31	Direct New Private Limited	2
32	Fame Media Private Limited	1
33	Greycells18 Media Limited	1
34	IBN Lokmat News Private Ltd	1
35	Information TV Private Limited	1
36	Lifestyle and Media Broadcasting Limited	1
37	Odisha Television Limited	1
38	Sidharth Broadcasting Private Limited	1
39	Suryansh Broadcasting Private Limited	1
40	Zee Akaash News Private Limited	1
41	Zoom Entertainment Network Limited	1
	<b>Total</b>	<b>361</b>

## B. Cable TV Sector

5.3 As on 31<sup>st</sup> March 2024, there are 880 MSOs and 1 HITS operator registered with MIB. As per the data reported by MSOs and HITS operator, as on 31<sup>st</sup> March 2024, there are 11 MSOs & 1 HITS operator who have subscriber base greater than one million. A list of such major MSOs and HITS operators is attached as **Annexure 5.2**. Details of subscriber base of major MSO and HITS Operators (greater than one million) are given in following **Table 5.6: -**

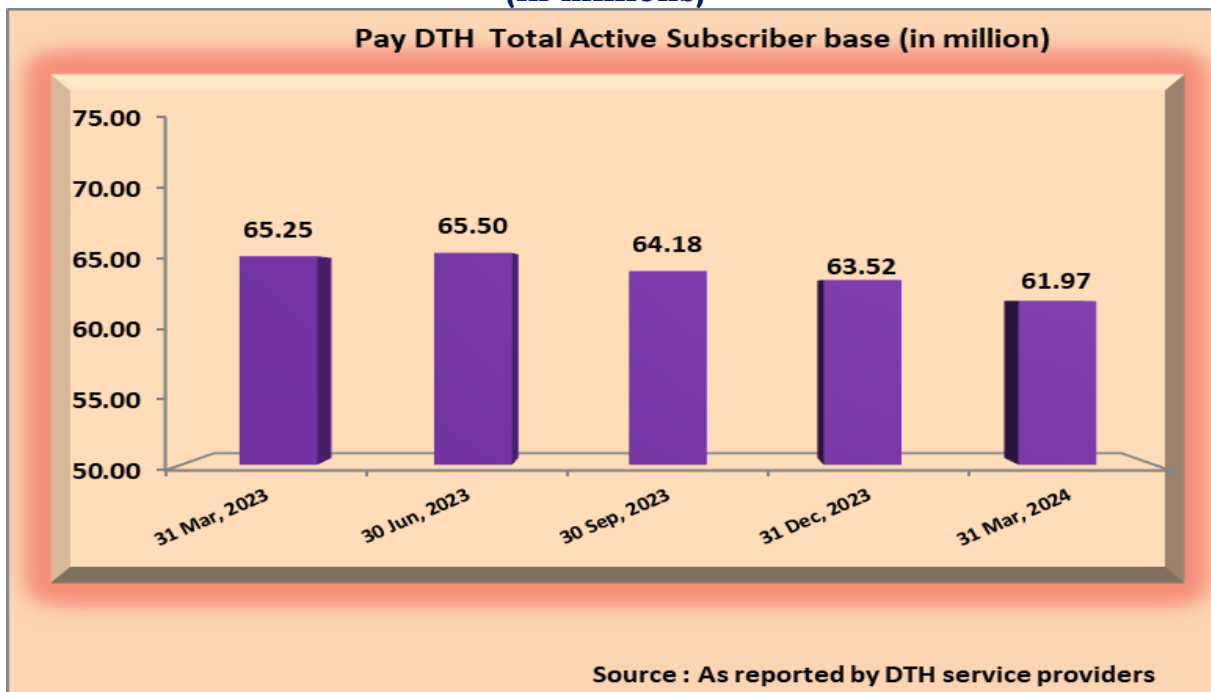
**Table 5.6: Subscriber base of major MSOs/HITS operators at the end of March, 2024 (more than one million subscribers)**

Sl. No.	Name of the operator	Total Active Subscriber Base (includes subscribers who have been inactive or temporarily suspended for not more than last 90 days)
1	GTPL Hathway	91,07,022
2	Siti Networks Ltd.	53,00,428
3	Hathway Digital Ltd.	52,92,476
4	Thamigzha Cable TV Communication Ltd.	38,13,509
5	Kerala Communicators Cable Ltd	34,96,432
6	Den Networks Ltd.	34,55,854
7	NXT Digital Ltd. (HITS operator)	25,79,033
8	KAL Cables	20,01,969
9	VK Digital	16,03,039
10	Tamil Nadu Arasu Cable TV	15,77,636
11	Fastway Transmission Pvt. Ltd	14,63,512
12	NXT Digital Ltd	12,61,409

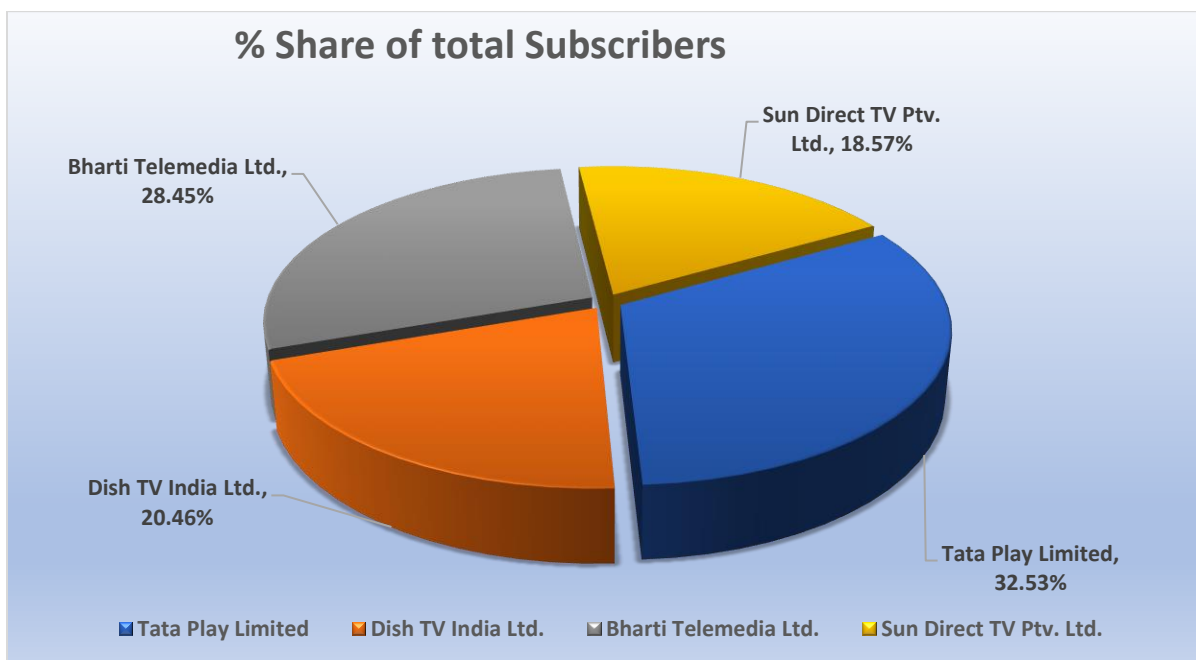
### C. Direct-to-Home (DTH) Sector

- 5.4 During the quarter ending 31<sup>st</sup> March 2024, there are 4 pay DTH service providers. A list of DTH Operators is attached as **Annexure 5.3**.
- 5.5 Pay DTH has attained total active subscriber base of around 61.97 million. This is in addition to the subscribers of the DD Free Dish (free DTH services of Doordarshan). The total active subscriber base has decreased from 63.52 million in December 2023 to 61.97 million in March 2024.
- 5.6 Quarterly growth in the DTH sector in terms of the total active subscriber base and market share of DTH operators in terms of percentage of total active subscribers during the quarter ending 31<sup>st</sup> March, 2024 is depicted in the following charts: -

**Chart 5.4: - Total active subscriber base of pay DTH sector (in millions)**



**Chart 5.5 : Market share of DTH Operators**



Source : As reported by DTH service providers

**D. IPTV**

At present, as per the reported subscriber figures, the details in respect of IPTV operators who are operational is as under: -

S.No.	Name of IPTV Operator	Total Active Subscriber Base as on March 2024
1.	Andhra Pradesh State Fibernet Ltd (APSFL)	5,68,350
2.	M/s City Online Media Pvt. Ltd	6,566
3.	M/s.Wi-bro Solutions Pvt. Ltd	1,186
4.	M/s. V.K. Digital Network Pvt. Ltd	46
5.	M/s. E2 Info Solutions	373

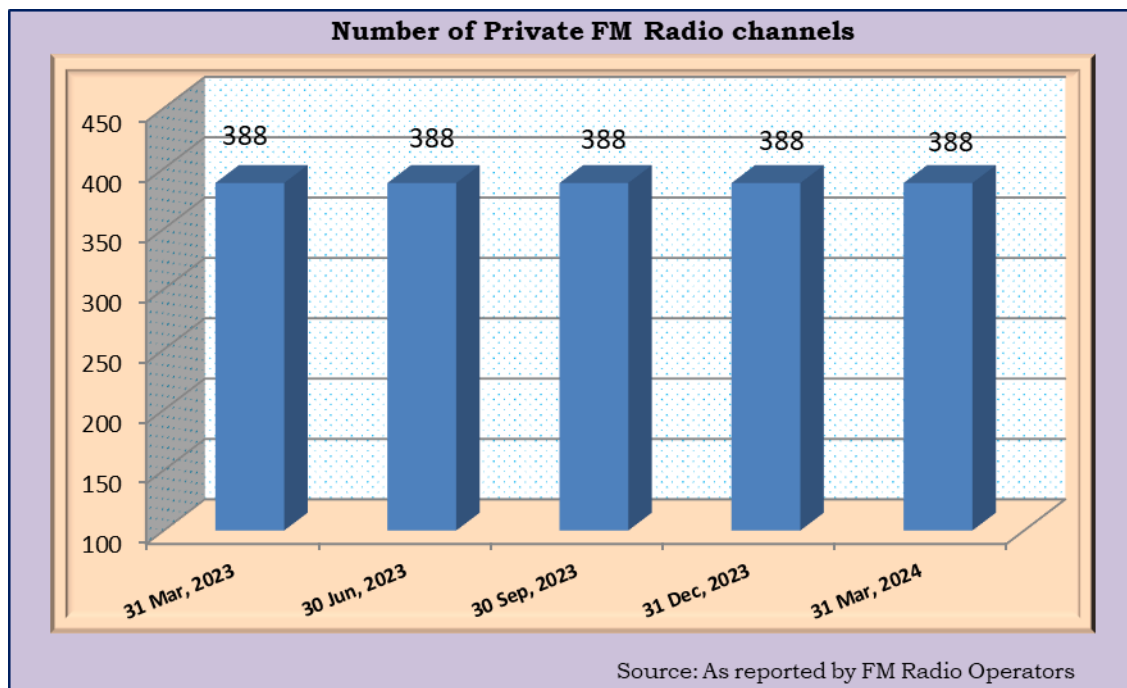
A list of IPTV Operators is attached as **Annexure 5.4**.

**E. FM Radio Services**

5.7 Apart from the radio channels operated by All India Radio – the public broadcaster, as per the data reported by FM Radio operators to TRAI, as on 31<sup>st</sup> March 2024, there are 388 operational private FM Radio

channels in 113 cities operated by 36 private FM Radio operators. As compared to the previous quarter, there is no change in the number of operational private FM Radio channels, cities and FM Radio operators. A list of 113 existing cities with operational private FM radio channels in India, as on 31<sup>st</sup> March, 2024 is attached at **Annexure 5.5**. The following **chart 5.6** depicts the quarterly growth in private FM Radio stations.

**Chart 5.6 : Number of Private FM Radio channels**



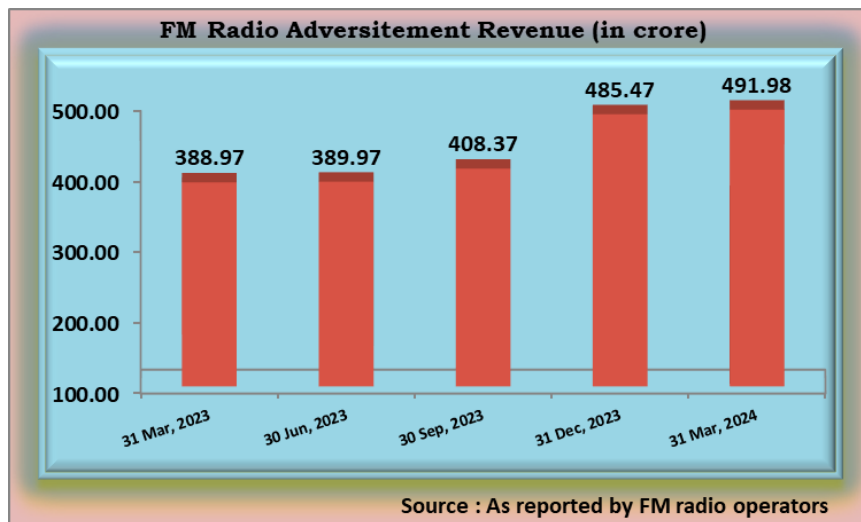


**Table 5.7: FM Radio operators in terms of number of FM Radio channels they possess.**

<b>S.No.</b>	<b>Name of FM Operator</b>	<b>Number of Channels</b>
1	Entertainment Network (India) Limited	73
2	Reliance Broadcast Network Limited	58
3	Music Broadcast Limited (MBL)	39
4	South Asia FM Limited	35
5	D B Corp Limited (Radio Division)	30
6	KAL Radio Limited	24
7	Rajasthan Patrika Pvt. Ltd	18
8	HT Media Ltd	14
9	Sambhaav Media Limited	13
10	Malar Publications Ltd.	10
11	Skyline Radio Network	10
12	Next Radio Limited	7
13	The Mathrubhumi Printing & Publishing Co.	6
14	The Malayala Manorama Co. Ltd.	5
15	Purvy Broadcasting Pvt Ltd	5
16	Ushodaya Enterprises Pvt Ltd	4
17	Digital Radio (Delhi) Broadcasting Ltd	3
18	SUN TV Network Ltd	3
19	TV Today Network Limited	3
20	Abhijit Realtors & Infra P Ltd	3
21	Digital Radio (Mumbai) Broadcasting Ltd	2
22	India Radio Ventures Pvt. Ltd.	2
23	Eastern Media Ltd	2
24	Pudhari Publicattions Pvt. Ltd.	2
25	Neutral Publishing House Ltd	2
26	PCM Cement Concrete Pvt Ltd	2
27	JCL Infra Limited	4
28	Digital Radio (Kolkata) Broadcasting Ltd	1
29	Clear Media (India) Pvt Limited	1
30	Ananda Offset Pvt Ltd.	1
31	HT Music & Entertainment Company Ltd	1
32	Udaya FM Pvt. Ltd.	1
33	Sarthak Films Private Limited	1
34	ITM Software & Entertainment Pvt Ltd	1
35	Gwalior Farms Private Limited	1
36	Renderlive Films and Entertainment Pvt. Ltd	1
	<b>Total Number of Channels</b>	<b>388</b>

5.8 The advertisement revenue reported by FM Radio operators during the quarter ending 31<sup>st</sup> March 2024 in respect of 388 private FM Radio channels is Rs 491.98 crore as against Rs 485.47 crore in respect of 388 private FM Radio channels for the previous quarter i.e. 31<sup>st</sup> December 2023.

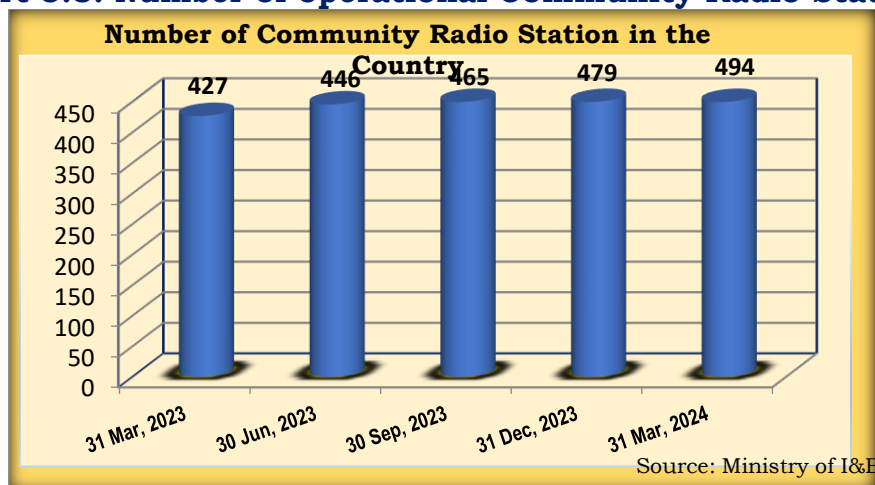
**Chart 5.7: Details of Advertisement Revenue submitted by the private FM Radio broadcasters**



## F. Community Radio

5.9 As on 31<sup>st</sup> March 2024, 494 Community Radio stations are operational. The quarterly growth in the number of operational community radio stations during last one year is depicted in the following **chart 5.8**.

**Chart 5.8: Number of operational Community Radio Stations**



# **Annexures**

## Annexure 1.1: Wireless Subscriber Base

Service Area	Vodafone Idea		Bharti Airtel (including Tata Teleservices)		Reliance Com.		BSNL		MTNL		Reliance Jio		Total		Net Additions
	Dec-23	Mar-24	Dec-23	Mar-24	Dec-23	Mar-24	Dec-23	Mar-24	Dec-23	Mar-24	Dec-23	Mar-24	Dec-23	Mar-24	
Andhra Pradesh	10889776	10775447	33456471	33747893			6526093	6555686			32181993	32746418	83,054,333	83,825,444	771111
Assam	1689221	1562512	11635040	11816732			3135849	3076922			9273525	9910354	25,733,635	26,366,520	632885
Bihar	7685625	7689305	41196724	41601529			5212767	5232153			39960736	40953756	94,055,852	95,476,743	1420891
Delhi	16594404	16542428	17944995	18185677	23	0			1686812	1685818	19780346	20284618	56,006,580	56,698,541	691961
Gujarat	20936910	20718941	11696221	11867361	43	0	4408539	3228496			29363638	30151939	66,405,351	65,966,737	-438614
Haryana	6848050	6760161	6913441	7025769	11	0	4334735	4105614			8570228	8730215	26,666,465	26,621,759	-44706
Himachal Pradesh	404470	399925	3565663	3580729	92	0	1549857	1471707			3330986	3347915	8,851,068	8,800,276	-50792
Jammu & Kashmir	302053	297927	5889912	5959033	0	0	802417	781259			5172959	5039894	12,167,341	12,078,113	-89228
Karnataka	6478767	6409744	31952810	32180209	574	11	4224679	4163875			23596740	24153860	66,253,570	66,907,699	654129
Kerala	13703637	13645704	8472706	8578649	113	13	9378546	9049332			10830851	10983541	42,385,853	42,257,239	-128614
Madhya Pradesh	15839576	15548612	15898273	16164992	0	0	4808578	4706319			41814615	43079693	78,361,042	79,499,616	1138574
Maharashtra	22913859	22274096	21533174	21758839	0	0	5857052	5729299			43085341	43484846	93,389,426	93,247,080	-142346
Mumbai	11254136	10962574	9994591	10038459	877	3			251914	240007	12848855	13117048	34,350,373	34,358,091	7718
North East	811436	757938	6217335	6283732	0	0	1,252,368	1,240,979			4191746	4267960	12,472,885	12,550,609	77724
Orissa	1501230	1447659	11462775	11634283	29	0	5,450,152	5,429,594			14851441	15194499	33,265,627	33,706,035	440408
Punjab	6545598	6469514	12532709	12627262	106	0	4,118,815	3,867,585			11935545	12172376	35,132,773	35,136,737	3964
Rajasthan	11008394	10656750	23079164	23338405	155	0	5,660,820	5,562,912			26285709	26774730	66,034,242	66,332,797	298555
Tamil Nadu	15960200	15618312	29098516	29405361	238	4	7,683,541	7,666,921			25473310	25746031	78,215,805	78,436,629	220824
UP(E)	17377795	17407394	37050222	37315603	0	0	8,244,426	7,390,773			38846885	40004379	101,519,328	102,118,149	598821
UP(W)	15566328	15525461	18663992	18858334	8	0	4,940,774	4,874,908			23813944	24279514	62,985,046	63,538,217	553171
Kolkata	5421655	5279015	5696375	5693000	0	0	2026790	1783000			10724998	10912379	23,869,818	23,667,394	-202424
West Bengal	13315440	13068442	17779617	18102939	115	0	2,339,459	2,331,648			23877462	24396882	57,312,093	57,899,911	587818
<b>Total</b>	<b>223,048,560</b>	<b>219,817,861</b>	<b>381,730,726</b>	<b>385,764,790</b>	<b>2,384</b>	<b>31</b>	<b>91,956,257</b>	<b>88,248,982</b>	<b>1,938,726</b>	<b>1,925,825</b>	<b>459,811,853</b>	<b>469,732,847</b>	<b>1,158,488,506</b>	<b>1,165,490,336</b>	<b>7001830</b>

## Annexure 1.2: Wireline Subscriber Base

Sl. No	Service Area	Bharti Airtel		Reliance Com.		Quadrant		Tata Tele.		MTNL		BSNL		Vodafone Idea		Reliance Jio		VMPL		APSF		Total		Net Additions
		Dec-23	Mar-24	Dec-23	Mar-24	Dec-23	Mar-24	Dec-23	Mar-24	Dec-23	Mar-24	Dec-23	Mar-24	Dec-23	Mar-24	Dec-23	Mar-24	Dec-23	Mar-24	Dec-23	Mar-24	Dec-23	Mar-24	
1	Andhra Pradesh	601545	664174	18583	18437			234829	236846			518960	554055	70125	85975	1312616	1426233			647657	643593	3,404,315	3,629,313	224,998
2	Assam	29412	32572	0	0			0	0			101612	103023	2610	2550	181527	196999					315,161	335,144	19,983
3	Bihar	141956	214672	9	9			11142	10992			165076	167068	2350	5380	524266	577628					844,799	975,749	130,950
4	Delhi	2085938	2124481	18389	17278			209288	212275	997806	991228		-	79301	84321	951578	1005377					4,342,300	4,434,960	92,660
5	Gujarat	256715	274284	2863	2701			165671	175647			290294	303442	67666	91892	668992	739800					1,452,201	1,587,766	135,565
6	Haryana	150563	187655	0	0			43418	41069			188136	212893	420	420	132000	152946					514,537	594,983	80,446
7	Himachal Pradesh	7999	8733	0	0			1494	1558			87875	91852	90	90	58715	64424					156,173	166,657	10,484
8	Jammu & Kashmir	107478	113356	0	0			0	0			74196	71537	30	30	204993	218289					386,697	403,212	16,515
9	Karnataka	1189445	1225787	17436	16687			405944	445288			524521	531316	138230	150150	954149	1052393					3,229,725	3,421,621	191,896
10	Kerala	102222	105813	3283	3045			19805	18419			979037	1086029	6880	6720	296641	319207					1,407,868	1,539,233	131,365
11	Madhya Pradesh	525515	577661	5	5			57676	53274			241956	242658	50210	66730	726128	810914					1,601,490	1,751,242	149,752
12	Maharashtra	464548	488062	8100	7755			222777	211847			550332	557705	20411	20471	289121	335725					1,555,289	1,621,565	66,276
13	Mumbai	591988	608128	37695	36107			592082	609572	1,215,724	1,186,319		3322	164151	178719	873204	910241					3,474,844	3,532,408	57,564
14	North East	0	0	0	0			0	0			71699	72410	510	510	177512	189843					249,721	262,763	13,042
15	Orissa	43537	48827	4	4			12464	12130			152010	145946	3340	3540	257357	279811					468,712	490,258	21,546
16	Punjab	263997	285877	1878	1850	394970	411487	16649	16168			374795	506937	1800	1590	346933	394309	21479	53308			1,422,501	1,671,526	249,025
17	Rajasthan	256441	271582	3473	3400			24452	23933			262526	259225	12515	12325	396894	442644					956,301	1,013,109	56,808
18	Tamil Nadu	898548	914819	15525	15042			136757	133034			900733	911116	34113	33143	832680	893356					2,818,356	2,900,510	82,154
19	U.P.(E)	207715	218151	34	34			10564	10457			120634	125356	16700	17310	524966	575412					880,613	946,720	66,107
20	U.P.(W)	136343	151829	8	8			7018	7034			176086	181151	3631	4141	587880	643703					910,966	987,866	76,900
21	Kolkata	201491	205318	4636	4876			63439	63804			182395	183965	14890	15700	504778	536507					971,629	1,010,170	38,541
22	West Bengal	50327	55930	49	47			2623	2657			177162	188466	150	150	246821	266989					477,132	514,239	37,107
	<b>Total</b>	<b>8,313,723</b>	<b>8,777,711</b>	<b>131,970</b>	<b>127,285</b>	<b>394,970</b>	<b>411,487</b>	<b>2,238,092</b>	<b>2,286,004</b>	<b>2,213,530</b>	<b>2,177,547</b>	<b>6,140,035</b>	<b>6,499,472</b>	<b>690,123</b>	<b>781,857</b>	<b>11,049,751</b>	<b>12,032,750</b>	<b>21,479</b>	<b>53,308</b>	<b>647,657</b>	<b>643,593</b>	<b>31,841,330</b>	<b>33,791,014</b>	<b>1,949,684</b>

### Annexure 1.3: Service Area and Service Provider-wise details of PCOs

Sl. No.	Name of Telecom Service Area	Service Provider	Number of PCOs as on 31.12.2023	Number of PCOs as on 31.03.2024	Net PCO increase/ decrease as on 31.03.2024	Percentage Growth/ Decline as on 31.03.2024
1	Andhra Pradesh	Bharat Sanchar Nigam Limited	2608	2205	-403	-15.45%
2	Assam	Bharat Sanchar Nigam Limited	382	374	-8	-2.09%
3	Bihar	Bharat Sanchar Nigam Limited	32	29	-3	-9.38%
4	Delhi	MTNL	1587	1097	-490	-30.88%
5	Gujarat	Bharat Sanchar Nigam Limited	1503	1306	-197	-13.11%
6	Haryana	Bharat Sanchar Nigam Limited	125	52	-73	-58.40%
7	Himachal Pradesh	Bharat Sanchar Nigam Limited	6	5	-1	-16.67%
8	Jammu & Kashmir	Bharat Sanchar Nigam Limited	89	81	-8	-8.99%
9	Karnataka	Bharat Sanchar Nigam Limited	1662	546	-1116	-67.15%
10	Kerala	Bharat Sanchar Nigam Limited	2335	2153	-182	-7.79%
11	Kolkata	Bharat Sanchar Nigam Limited	535	506	-29	-5.42%
12	Madhya Pradesh	Bharat Sanchar Nigam Limited	525	478	-47	-8.95%
13	Maharashtra	Bharat Sanchar Nigam Limited	2432	1241	-1191	-48.97%
	Mumbai	MTNL	4633	3860	-773	-16.68%
15	North East	Bharat Sanchar Nigam Limited	217	155	-62	-28.57%
16	Odisha	Bharat Sanchar Nigam Limited	0	0	0	0.00%
17	Punjab	Bharat Sanchar Nigam Limited	348	281	-67	-19.25%
		Quadrant Televentures Ltd.	300	284	-16	-5.33%
18	Rajasthan	Bharat Sanchar Nigam Limited	85	51	-34	-40.00%
19	TN including Chennai	Bharat Sanchar Nigam Limited	6195	4921	-1274	-20.56%
20	UP - East	Bharat Sanchar Nigam Limited	560	525	-35	-6.25%
21	UP - West	Bharat Sanchar Nigam Limited	520	489	-31	-5.96%
22	West Bengal	Bharat Sanchar Nigam Limited	13	13	0	0.00%
	<b>Total</b>		<b>26692</b>	<b>20652</b>	<b>-6040</b>	<b>-22.63%</b>

**Annexure 1.4: Service Area and Service Provider wise details of Village Public Telephones (VPTs)**

S.NO	Name of Telecom Service Area	Service Provider	Number of VPTs as on 31.12.2023	VPT Rural	VPT Urban	Number of VPTs as on 31.03.2024	Net VPTs increase/ decrease as on 31.03.2024	Percentage Growth/ Decline as on 31.03.2024
1	Andhra Pradesh	BSNL	2,896	2,896	0	2,896	0	0.00%
2	Assam	BSNL	105	105	0	105	0	0.00%
3	Bihar	BSNL	6,114	6,114	0	6,114	0	0.00%
4	Delhi	BSNL						
5	Gujarat	BSNL	5,278	5,278	0	5,278	0	0.00%
6	Haryana	BSNL	462	462	0	462	0	0.00%
7	Himachal Pradesh	BSNL	1,875	1,875	0	1,875	0	0.00%
8	Jammu & Kashmir	BSNL	810	810	0	810	0	0.00%
9	Karnataka	BSNL	3,656	3,656	0	3,656	0	0.00%
10	Kerala	BSNL	331	331	0	331	0	0.00%
11	Kolkata	BSNL	130	130	0	130	0	0.00%
12	Madhya Pradesh	BSNL	10,100	10,100	0	10,100	0	0.00%
13	Maharashtra	BSNL	7,846	7,846	0	7,846	0	0.00%
14	Mumbai	BSNL						
15	North East	BSNL	1,182	1,182	0	1,182	0	0.00%
16	Odisha	BSNL	1,554	1,554	0	1,554	0	0.00%
17	Punjab	BSNL	4,493	4,493	0	4,493	0	0.00%
18	Rajasthan	BSNL						
19	TN including Chennai	BSNL	5,478	5,478	0	5,478	0	0.00%
20	UP - East	BSNL	568	568	0	568	0	0.00%
21	UP - West	BSNL	3,758	3,758	0	3,758	0	0.00%
22	West Bengal	BSNL	11,970	11,970	0	11,970	0	0.00%
	<b>Total</b>		<b>68,606</b>			<b>68,606</b>	<b>0</b>	<b>0.00%</b>
	<b>Total (In Lakh)</b>		<b>0.69</b>			<b>0.69</b>	<b>0.00</b>	<b>0.00%</b>

**Annexure 1.5: Internet Service Provider (ISP) wise Internet Subscriber base  
as on 31.03.2024**

<b>S.N.</b>	<b>Name of Service Provider</b>	<b>Narrowband</b>	<b>Broadband</b>	<b>Total</b>
1	Reliance Jio Infocomm Ltd	0	481006113	481006113
2	Bharti Airtel Ltd.	17597251	273232881	290830132
3	Vodafone Idea Ltd	9661562	127693602	137355164
4	Bharat Sanchar Nigam Ltd.	2867166	24700185	27567351
5	Atria Convergence Technologies Limited	0	2250550	2250550
6	ONEOTT iNTERTAINMENT LIMITED	0	1216970	1216970
7	Kerala Vision Broadband Ltd.	0	1113285	1113285
8	Hathway Cable And Datacom Limited	0	1095920	1095920
9	Excitel Broadband Private Limited	0	956566	956566
10	YOU Broadband India Ltd.	178528	717279	895807
11	GTPL Broadband Pvt. Ltd.	0	799103	799103
12	Netplus Broadband Services Pvt. Ltd	0	730711	730711
13	RailTel Corporation of India Ltd.	0	572057	572057
14	ALLIANCE BROADBAND SERVICES PVT. LTD.	0	554528	554528
15	Andhra Pradesh State Fiber Net Limited	0	550846	550846
16	Tata Play Broadband Private Limited	0	463727	463727
17	Asianet Satellite Communications Ltd.	0	431657	431657
18	Mahanagar Telephone Nigam Limited	14016	392793	406809
19	Intech Online Pvt. Ltd.	0	329495	329495
20	Blue Lotus Support Services Pvt Ltd. formely Limras Eronet Broadband Service Pvt Ltd	0	287136	287136
21	Pioneer eLabs Limited	0	272042	272042
22	Quadrant Televentures Ltd.	68	263171	263239
23	Tikona Infinet Ltd.	0	203174	203174
24	Ani Broadband Service Pvt. Ltd.	0	156437	156437
25	Antariksh Softtech Private Limited	0	136795	136795
26	Indinet Service Pvt. Ltd.	0	130922	130922
27	Siti Broadband Services Pvt. Limited	0	129972	129972
28	Excell Media Pvt. Ltd.	0	127856	127856
29	Wish Net Pvt. Ltd.	0	125878	125878
30	GTPL KCBPL Broadband Private Limited	0	115442	115442
31	Airnet Cable and Datacom Pvt. Ltd.	0	105045	105045
32	Vortex Netsol Pvt. Ltd.	0	89745	89745
33	Five Network Solution (India) Ltd.	0	87097	87097
34	Ishan Netsol Pvt. Ltd.	0	82261	82261
35	Fusionnet Web Services Pvt Ltd	0	76016	76016
36	Thamizhaga Internet Communication Pvt Ltd	2	75632	75634



<b>S.N.</b>	<b>Name of Service Provider</b>	<b>Narrowband</b>	<b>Broadband</b>	<b>Total</b>
37	Microscan Infocommtech Private Limited	0	75047	75047
38	EXTRANET SUPPORTS PRIVATE LIMITED erstwhile known as Dwan Supports Pvt. Ltd.	0	73879	73879
39	K Net Solutions Pvt. Ltd.	0	64549	64549
40	DEN Broadband Limited	0	54634	54634
41	Multicraft Digital Technologies Private Limited	0	47906	47906
42	Aerpace Communications Pvt Ltd	0	47616	47616
43	ADN Broadband Private Limited	0	46056	46056
44	Radinet Info Solutions Pvt. Ltd.	0	45654	45654
45	Snet Networks Pvt. Ltd.	0	42535	42535
46	DNA Infotel Pvt. Ltd.	0	40572	40572
47	Instanet Technologies Pvt. Ltd.	0	39386	39386
48	Meghbela Cable & Broadband Servies (P) Ltd	0	38951	38951
49	Gazon Communications India Limited	0	37297	37297
50	Ethernet Xpress(I) Pvt. Ltd.	0	36201	36201
51	Readylink Internet Services Limited	0	35705	35705
52	Nuron Networks India Private Limited	0	35551	35551
53	WAVE FIBER PRIVATE LIMITED (Formerly Coastal Broadband and Online Services Pvt. Ltd.)	0	35454	35454
54	Juweriyah Networks Pvt. Ltd.	0	33515	33515
55	Ibus Virtual Network Services Private Limited	0	32165	32165
56	INFOCUS NETWORKS Pvt Ltd.	0	31535	31535
57	HYOSEC SOLUTIONS Pvt. Ltd.	0	28743	28743
58	Shree Omkar Infocomm Pvt Ltd	0	28649	28649
59	Navkar Supertech pvt Ltd	0	26916	26916
60	Digital Networks Associates Pvt. Ltd.	0	26202	26202
61	Tata Teleservices(Maharashtra) Ltd.	112	24556	24668
62	Tachyon Communications Private Limited	0	24476	24476
63	VORTEX INFOCOM PRIVATE LIMITED	0	24467	24467
64	Deshkal Network Pvt. Ltd.	0	24085	24085
65	Spiderlink Networks Pvt. Ltd.	0	23936	23936
66	Candor Infosolution Pvt. Ltd.	0	23259	23259
67	D-ATUM Vilcom Private Limited	0	22648	22648
68	Airfiber Networks Pvt. Ltd.	0	22381	22381
69	Tata Teleservices Limited	15	22356	22371
70	Kings Broadband Pvt. Ltd	0	21823	21823
71	Sristisanchar Webnet Limited	0	21356	21356
72	Shyam Spectra Private Limited	0	21332	21332

<b>S.N.</b>	<b>Name of Service Provider</b>	<b>Narrowband</b>	<b>Broadband</b>	<b>Total</b>
73	Honeycomb Telnet Private Limited	0	19498	19498
74	Genstar Network Solutions Pvt. Ltd.	0	19197	19197
75	Honesty Net Solutions (I) Pvt Ltd	0	18897	18897
76	SIKKA BROADBAND PRIVATE LIMITED	0	18854	18854
77	Fibervalley Communications Pvt. Ltd.	0	17826	17826
78	RI Networks Pvt Ltd	0	17506	17506
79	QUEST CONSULTANCY PVT LTD	0	17257	17257
80	Sri Sai Communication and Internet Pvt. Ltd.	0	16545	16545
81	Five Internet Solutions Pvt. Ltd.	0	15548	15548
82	Weebo Networks Pvt Ltd.	0	15467	15467
83	Paradise Telecom Pvt. Ltd.	0	15149	15149
84	Yashash Cable Network (Pvt.) Ltd	0	14920	14920
85	Rajesh Digital & DataCom Pvt. Ltd.	0	14450	14450
86	Pacenet Meghbela Broadband Pvt.Ltd.	0	13864	13864
87	AT Broadband Pvt. Ltd.	0	13713	13713
88	Five Net Service Provider Pvt. Ltd.	0	13245	13245
89	WAN AND LAN INTERNET PRIVATE LIMITED	0	12869	12869
90	DL GTPL Broadband Pvt. Ltd.	0	12069	12069
91	Esto Broadband Pvt. Ltd.	0	11843	11843
92	City Online Services Ltd.	0	11822	11822
93	SDH Network Pvt. Ltd.	0	11763	11763
94	VIJAYALAKSHMI NET SERVICES PRIVATE LIMITED	0	11616	11616
95	Specific Net Pvt. Ltd	0	11599	11599
96	Apple Broadband Services Pvt. Ltd.	0	11488	11488
97	R.G. Technosolutions Pvt. Ltd.	0	11471	11471
98	Net 9 Fibernet Pvt Ltd	0	10928	10928
99	Rural Broadband Pvt. Ltd.	0	10701	10701
100	INFONET COMM ENTERPRISES PVT LTD	76	10542	10618
101	Angel Air Network Solutions Pvt. Ltd.	0	10497	10497
102	Siliguri Internet & Cable TV Pvt. Ltd.	0	10432	10432
103	Vainavi Industries Limited	0	10283	10283
104	NORTH EAST DATAA NETWORK PRIVATE LIMITED	0	9950	9950
105	WEONE BROADBAND PRIVATE LIMITED	0	9883	9883
106	Kerala Fibre Optic Network Limited	0	9585	9585
107	MAHA MEDIACOM INTERNET PVT. LTD.	0	9469	9469
108	APNA TELELINK PVT. LTD.	0	8896	8896
109	Vizag Broad CastingCompany Pvt. Ltd.	0	8805	8805
110	Tata Communications Limited	86	8632	8718
111	FUTURE CONNECT BROADBAND Pvt Ltd.	0	8532	8532

<b>S.N.</b>	<b>Name of Service Provider</b>	<b>Narrowband</b>	<b>Broadband</b>	<b>Total</b>
112	Country Online Services Pvt. Ltd.	0	8349	8349
113	Orange Infocom PVT.LTD	0	8211	8211
114	FIBERX NETWORKS PRIVATE LIMITED (Erstwhile Known as Signum Digital Networks Pvt. Ltd)	0	8126	8126
115	Airconnect Internet Services Pvt. Ltd.	0	7847	7847
116	Vortex Infoway Private Limited	0	7819	7819
117	RAINBOW COMMUNICATIONS INDIA PRIVATE LIMITED	0	7729	7729
118	Cityzone Infonet Pvt. Ltd.	0	7725	7725
119	Lalat Internet Service Private Limited	0	7684	7684
120	WSNS PVT. LTD.	0	7557	7557
121	Multinet (Udaipur) Pvt. Ltd.	0	7433	7433
122	QUALITY BROADBAND PRIVATE LIMITED	0	7365	7365
123	Gigaline Teleservices (OPC) Pvt. Ltd	0	7336	7336
124	FOXTEL TELECOMMUNICATIONS PVT LTD	0	7325	7325
125	TJ BROADBAND NETWORK PVT LTD	0	7221	7221
126	Prisac Aviation Technologies Pvt. Ltd.	0	7071	7071
127	Sancfil Technologies Internet Services Pvt. Ltd.	0	7070	7070
128	Kappa Internet Services Pvt. Ltd.	0	7024	7024
129	Shine Communications Pvt. Ltd.	0	6917	6917
130	NEXTGEN BROADBAND PRIVATE LIMITED	0	6744	6744
131	SSCN Pvt. Ltd.	0	6713	6713
132	Elxer Communications (P)Ltd.	0	6602	6602
133	Skymax Broadband Services Pvt. Ltd.	0	6442	6442
134	Inet Fiber India Pvt. Ltd	0	6430	6430
135	SANCHAR TELENETWORK PVT LTD	0	6424	6424
136	Patel Internet Pvt. Ltd.	0	6390	6390
137	7 Star Cablenet Pvt. Ltd	0	6364	6364
138	S S Netcom Pvt. Ltd.	0	6354	6354
139	Dsouza Infotainment Pvt. Ltd.	0	6060	6060
140	DEEPNET BROADBAND PRIVATE LIMITED	0	6007	6007
141	Falconet Internet Pvt Ltd	0	5999	5999
142	Southern Online Bio Technologies Ltd.	0	5971	5971
143	SATELLITE NETCOM PRIVTAE LIMITED	5969	0	5969
144	ADN K NET FIBER PRIVATE LIMITED	0	5777	5777
145	LM Energy and Software Pvt. Ltd.	288	5462	5750
146	GEOCITY NETWORK SOLUTIONS PVT. LTD.	0	5739	5739

<b>S.N.</b>	<b>Name of Service Provider</b>	<b>Narrowband</b>	<b>Broadband</b>	<b>Total</b>
147	Praction Networks Private Limited	0	5520	5520
148	OM-ASHA Net Pvt. Ltd.	0	5388	5388
149	Sify Technologies Ltd.	243	5133	5376
150	SFOUR CABLENET PVT LTD	0	5371	5371
151	Symbios Creations Pvt. Ltd.	0	5332	5332
152	Mangaluru Broadband Network Pvt Ltd	0	5300	5300
153	ARKTEL NETWORKS PVT LTD	0	5265	5265
154	Wefe Technology Pvt. Ltd.	0	5203	5203
155	SNS Internet Services Pvt. Ltd.	0	5140	5140
156	Userlinks Netcom Pvt. Ltd.	0	5135	5135
157	Airgenie Communications Pvt. Ltd.	0	5067	5067
158	SONALI INTERNET SERVICES PVT. LTD.	0	4875	4875
159	HIGHTECH BROADBAND SERVICES PVT. LTD	0	4852	4852
160	HIGHTEC NETWORK SOLUTIONS (OPC) PRIVATE LIMITED	0	4786	4786
161	NETRUN TECHNOLOGIES PVT LTD	0	4641	4641
162	HYFY Giga Fiber Pvt. Ltd.	0	4613	4613
163	Siti vision Data Solutions Pvt Ltd	0	4543	4543
164	EM-CYBER SPACE SERVICES PVT LTD	0	4487	4487
165	FIBRE AIR SERVICES Pvt Ltd.	0	4121	4121
166	Vibhuti Networks Pvt. Ltd.	0	4054	4054
167	Blazenet Ltd.	0	4017	4017
168	Siddhant Broadband Pvt. Ltd.	0	3977	3977
169	SATHYA WEBSERVICES PRIVATE LIMITED	0	3958	3958
170	INRI COMMUNICATIONS PVT LTD	0	3955	3955
171	SUPER SONIC BROADBAND PVT LTD	0	3915	3915
172	SCNSKY DIGITAL OPC PRIVATE LIMITED	0	3724	3724
173	SoftCall Cust-O-Care Pvt. Ltd..	0	3699	3699
174	Kumar Cable Digital Network Pvt. Ltd.	0	3640	3640
175	Swiftmail Communications Ltd.	0	3640	3640
176	Nirav Infoway Pvt. Ltd	0	3615	3615
177	NEHA INFONET PVT LTD.	0	3575	3575
178	STN INFOTECH PVT. LTD.	0	3544	3544
179	delDSL Internet Pvt Ltd	0	3526	3526
180	Getway Broadband Pvt. Ltd.	0	3496	3496
181	BHIMA RIDDHI BROADBAND PRIVATE LIMITED	0	3493	3493
182	Prathamesh Broadband Pvt. Ltd	0	3486	3486
183	Mukand Infotel Pvt. Ltd.	0	3335	3335
184	Net Access Internet India Private Limited	0	3284	3284
185	INSPITELESOLUTIONS PRIVATE LIMITED	0	3233	3233

<b>S.N.</b>	<b>Name of Service Provider</b>	<b>Narrowband</b>	<b>Broadband</b>	<b>Total</b>
186	Krishinet Infocom Pvt. Ltd.	0	3225	3225
187	Sri Nagar Net Tech Pvt. Ltd.	0	3191	3191
188	Rainbow Internet teleservices Pvt Ltd	0	3184	3184
189	Channel III Internet Pvt. Ltd.	0	3172	3172
190	Maharaj Netsol Pvt Ltd	0	3136	3136
191	BHORER ALO CABLE AND BROADBAND PRIVATE LIMITED	0	3134	3134
192	Netfox Networks Private Limited	0	3130	3130
193	AS Broadband Pvt. Ltd	0	3128	3128
194	DREAMLINK TECHNOLOGIES PVT LTD	0	3122	3122
195	MicroNet Gigafiber Pvt Ltd	0	3025	3025
196	Spherebox Internet Services Private Limited	0	3022	3022
197	Pegasuswave Private Limited	0	3018	3018
198	ZYETEK TELECOM PRIVATE LIMITED	0	2969	2969
199	Renu Giga Fiber Pvt. Ltd.	0	2904	2904
200	ajab media vision pvt. Ltd.	0	2900	2900
201	DEHRADUN E NET SOLUTIONS PRIVATE LIMITED	0	2879	2879
202	Flashcom Network Pvt. Ltd.	0	2862	2862
203	AAACLOUD TELEPHONY PRIVATE LIMITED	0	2822	2822
204	Foxcell Communications Pvt. Ltd.	0	2822	2822
205	Spider Broadband Pvt. Ltd..	0	2821	2821
206	Netfirre Communications Pvt. Ltd.	0	2816	2816
207	Sherie Plexus ISP Pvt. Ltd.	0	2779	2779
208	NETVISION AWADH NETWORKS PVT LTD	0	2774	2774
209	NETWAY INTERNET PVT. LTD.	0	2764	2764
210	Kovai Fibernet Pvt. Ltd.	0	2756	2756
211	VRD Web Services Pvt. Ltd.	0	2696	2696
212	Exnet Broadband Pvt. Ltd.	0	2670	2670
213	Johnson Telemarketers Pvt. Ltd.	0	2627	2627
214	Niss Internet Services Pvt. Ltd.	0	2618	2618
215	Qwistel Network Service Pvt Ltd	0	2566	2566
216	ADRI INFOCOM Pvt. Ltd.	0	2559	2559
217	Dishawaves Infonet Pvt. Ltd..	0	2538	2538
218	GNANA 11 COMMUNICATION PVT LTD	0	2523	2523
219	Myguru Online India (P)Ltd.	0	2502	2502
220	Deenet Services Pvt Ltd	0	2475	2475
221	Gstech Software Systems Pvt Ltd	0	2456	2456
222	HBS Network Pvt. Ltd.	0	2455	2455
223	Karunay Internet Pvt. Ltd.	0	2444	2444
224	Chandra Net Pvt. Limited	0	2435	2435

S.N.	Name of Service Provider	Narrowband	Broadband	Total
225	Amar Broadband Pvt. Ltd..	0	2434	2434
226	Seven Star Digicomm Pvt. Ltd..	0	2426	2426
227	North Point Services Pvt. Ltd.	0	2387	2387
228	A.S.C.S.C. DIGITAL PRIVATE LIMITED	0	2369	2369
229	NET4U SERVICES PVT. LTD.	0	2367	2367
230	WOW Solutions and Systems Pvt. Ltd	0	2358	2358
231	Antarjal IT Communication Pvt. Ltd.	0	2356	2356
232	SBR Telecom Pvt. Ltd.	0	2350	2350
233	Real Wire Express Network Pvt. Ltd.	0	2341	2341
234	Seashell Networking Pvt Ltd	0	2315	2315
235	Fiberzone communication Pvt Ltd	0	2302	2302
236	OUTOFBOX NETWORKS PRIVATE LIMITED	0	2290	2290
237	SMART NET INDIA PVT LTD	0	2270	2270
238	VENKATA SAI INTERNET PRIVATE LIMITED	0	2240	2240
239	Bakliwal Telecom Services Pvt. Ltd.	0	2236	2236
240	SSKY CONNEECT Pvt Ltd.	0	2192	2192
241	KOLI'Z PRIVATE LIMITED	0	2180	2180
242	Galaxynet Connections Pvt. Ltd.	0	2153	2153
243	JDM Broadband Services Pvt. Ltd.	0	2132	2132
244	Suntech Sanchar Private Limited	0	2123	2123
245	IRISTEL Communication Private Limited (Erstwhile Known as Lotus Broadband Pvt. Ltd.)	0	2075	2075
246	Classic Internet and Cable Services Pvt. Ltd.	0	2072	2072
247	Jetspot Networks Pvt. Ltd.	0	2061	2061
248	Ruhban Telecommunication Private Limited	0	2060	2060
249	Starlings Wireless Communications Pvt. Ltd.	0	2058	2058
250	Vision Smartlink Networking Pvt. Ltd.	0	2048	2048
251	VPM NETWORKS PRIVATE LIMITED	0	2038	2038
252	Allnet Broadband Network Pvt Ltd	0	2037	2037
253	SMARTLINK SOLUTIONS PVT. LTD.	0	2033	2033
254	RSW Infoway Digital Solution Pvt Ltd	0	2028	2028
255	Shikhar BroadbandEnterprises Pvt. Ltd.	0	2000	2000
256	Pink Broadband Services Pvt. Ltd.	0	1990	1990
257	Tejays Dynamic Ltd.	27	1954	1981
258	LAKSHAY ISOLUTIONS INDIA PRIVATE LIMITED	0	1973	1973
259	Aspirare Communications Pvt Ltd	0	1962	1962



<b>S.N.</b>	<b>Name of Service Provider</b>	<b>Narrowband</b>	<b>Broadband</b>	<b>Total</b>
260	Opticom Networks Pvt.Ltd	0	1961	1961
261	BLITS GLOBAL TECHNOLOGIES Pvt. LTD	0	1953	1953
262	Megatel Networks Pvt. Ltd.	0	1951	1951
263	Maulee Broadband Private limited	0	1935	1935
264	Southnet Broadband Pvt. Ltd.	0	1935	1935
265	CORREL IT SERVICE PVT LTD	0	1920	1920
266	Merv Enterprises Pvt Ltd	0	1897	1897
267	World Fibernet Private Ltd	0	1895	1895
268	INFINET BROADBAND PRIVATE LIMITED	0	1894	1894
269	Scud Communication Pvt. Ltd.	0	1870	1870
270	First Mile Digital Private Limited	0	1860	1860
271	D Nex technology Pvt. Ltd.	0	1846	1846
272	Bakcom Networks India Pvt. Ltd.	0	1841	1841
273	Sanchit Infocom Pvt Ltd	0	1818	1818
274	F2H Networks Pvt. Ltd.	0	1806	1806
275	ZESS NETWORKS PRIVATE LIMITED	0	1782	1782
276	psnet solutions pvt ltd	0	1745	1745
277	DNS SKYLINK PVT. LTD.	0	1728	1728
278	TRICHY CHANNEL NINE CABLENET PRIVATE LIMITED	0	1721	1721
279	Lbs Infoway India Pvt. Ltd.	0	1720	1720
280	City Online AP Pvt. Ltd.	0	1718	1718
281	Syntego Technologies India Pvt. Ltd.	0	1694	1694
282	MOVEX DIGITAL TECHNOLOGY PVT LTD	0	1683	1683
283	Protoact Digital Network Pvt. Ltd.	0	1683	1683
284	Bittel Telecom Private Limited	0	1676	1676
285	Wizbyte Networks Private Limited	30	1646	1676
286	Skyline Infonet Pvt. Ltd.	0	1673	1673
287	JB Jain Broadband Solutions Private Limited	0	1662	1662
288	KARAD-D-INFRA GIGA NET PRIVATE LIMITED	0	1659	1659
289	GRAND BROADBAND SERVICES PRIVATE LIMITED	0	1658	1658
290	Osbnnet Broadband Pvt. Ltd.	0	1646	1646
291	VAYU ONLINE PRIVATE LIMITED	0	1635	1635
292	Sefaro Networks Pvt. Ltd.	0	1629	1629
293	UK GIGAFIBER INTERNET SERVICES PRIVATE LIMITED	0	1629	1629
294	Sadaa SmartlinksCommunication Pvt. Ltd.	0	1621	1621
295	METANET TELECOMMUNICATIONS INDIA (OPC) PRIVATE LIMITED	0	1620	1620

<b>S.N.</b>	<b>Name of Service Provider</b>	<b>Narrowband</b>	<b>Broadband</b>	<b>Total</b>
296	Susneham Private Limited	0	1620	1620
297	Jeebr Internet Service Private Limited	0	1619	1619
298	AMK SUNBEAM COMMUNICATION PRIVATE LIMITED	0	1618	1618
299	ALACRIY NET SYSTEM SERVICE PRIVATE LIMITED	0	1616	1616
300	Jiffy Cable & Datacom Pvt. Ltd.	0	1616	1616
301	FoFo Networks Private Limited	0	1611	1611
302	Spectram Telecom Pvt.Ltd	0	1604	1604
303	S P Internet Technologies Pvt. Ltd.	0	1592	1592
304	KWIKZO TELECOMM Pvt. LTD	0	1582	1582
305	Charotar Telelink Pvt. Ltd..	0	1578	1578
306	Megahertz Internet Network Pvt. Ltd.	0	1577	1577
307	Onet Digital Networks Pvt. Ltd..	0	1574	1574
308	Sphier Infotech PVT. LTD.	0	1564	1564
309	F/X Wireless Technology Services Pvt. Ltd.	0	1561	1561
310	Teligus Networks Pvt. Ltd	0	1558	1558
311	Corsica Solutions Private Limited	0	1555	1555
312	Skynet Datacom Pvt. Ltd.	0	1547	1547
313	B2H Infonet Pvt. Ltd.	0	1534	1534
314	Mana Broadband Pvt. Ltd.	0	1524	1524
315	Capture Network Systems Pvt. Ltd.	0	1517	1517
316	Speednet Unique Network Pvt. Ltd.	0	1506	1506
317	MORE WIFI INTERNET PRIVATE LIMITED	0	1500	1500
318	Ski Network Services Pvt. Ltd	0	1486	1486
319	Thrishul Broadband Pvt. Ltd..	0	1481	1481
320	Mayekar Broadband Pvt. Ltd.	0	1476	1476
321	ERO WIDE COMM Pvt. Ltd.	0	1466	1466
322	NGC Broadband Pvt. Ltd.	0	1444	1444
323	S S Fiber Net OpticalCommunication Pvt. Ltd.	0	1440	1440
324	F2Connect Private Limited	0	1435	1435
325	Speedmaxx Digital Networks Pvt. Ltd.	0	1412	1412
326	MGI NETWORKS PVT LTD	0	1410	1410
327	Packenet Solutions Pvt. Ltd.	0	1409	1409
328	INET SEVICES PVT LTD	0	1407	1407
329	Unigro Infranet Online Pvt. Ltd.	0	1389	1389
330	SIS NETWORKS PVT LTD	0	1382	1382
331	Smart Wi5 Pvt. Ltd.	0	1372	1372
332	Sundaram Broadband Pvt Ltd	0	1358	1358
333	GREEN ARROW TECHNOLOGY PRIVATE LIMITED	0	1355	1355



<b>S.N.</b>	<b>Name of Service Provider</b>	<b>Narrowband</b>	<b>Broadband</b>	<b>Total</b>
334	VSJ INTERNET SERVICES PVT. LTD.	0	1338	1338
335	Stackbit Internet Services Pvt. Ltd.	0	1326	1326
336	Cyber City ExtremeBroadband Pvt. Ltd.	0	1321	1321
337	Unitel Media Pvt. Ltd.	0	1320	1320
338	MAULI SHIV CABLE INTERNET SERVICES PRIVATE LIMITED	0	1319	1319
339	Blu Ultraband Internet Services Private Limited	0	1316	1316
340	CARE BROADBAND PRIVATE LIMITED	0	1308	1308
341	R2 Net Solutions Pvt. Ltd.	0	1304	1304
342	Sigaram Networks Pvt. Ltd.	0	1302	1302
343	Minnal DigitalNetwork (P) Ltd.	0	1292	1292
344	DHL Broadband Net Pvt. Ltd.	0	1288	1288
345	Vizag BroadbandCommunications Pvt. Ltd.	0	1283	1283
346	Nikita Broadband Pvt. Ltd	0	1275	1275
347	Oxynet Telecommunications Pvt. Ltd	0	1265	1265
348	Veloxr Telecom Pvt. Ltd.	0	1262	1262
349	Gigacast Network Pvt. Ltd.	0	1261	1261
350	Airwaves Internet Pvt. Ltd.	0	1255	1255
351	MAURY BROADBAND MARKETING PRIVATE LIMITED	0	1252	1252
352	City Broadband Network Pvt Ltd	0	1248	1248
353	MAKS COMMUNICATIONS PVT.LTD.	0	1248	1248
354	Peak Air Pvt. Ltd.	0	1236	1236
355	TECHNETSOL INFOTECH PRIVATE LIMITED	0	1235	1235
356	Venessa Internet Pvt. Ltd.	0	1223	1223
357	UNITED STARS NETWORK PRIVATE LIMITED	0	1221	1221
358	AIRWIR TECHNOLOGIES PVT LTD	0	1220	1220
359	Uzaina Business India Pvt. Ltd.	0	1220	1220
360	Treelink Broadband Pvt. Ltd.	0	1214	1214
361	GOAN FIBERNET INDIA PRIVATE LIMITED	0	1212	1212
362	Shrisai Shavenk Technologies Pvt. Ltd.	0	1205	1205
363	Grace Teleinfra Pvt Ltd	0	1200	1200
364	Global (India) Tele Infra Pvt. Ltd.	0	1196	1196
365	Sharplink Wireless Solution Pvt. Ltd.	0	1194	1194
366	Poem Techno Pvt. Ltd.	0	1186	1186
367	FTTX Broadband P Ltd	0	1180	1180
368	REVOLUTION BROADBAND PVT LTD	0	1177	1177
369	Navkar Netsol Pvt. Ltd..	0	1160	1160

S.N.	Name of Service Provider	Narrowband	Broadband	Total
370	MAHRTH INTERNET SERVICES PRIVATE LIMITED	1152	0	1152
371	SkyComm Internet Service Private Limited	0	1151	1151
372	CONNECT4SURE TECHNOLOGIES PRIVATE LIMITED	0	1148	1148
373	SHAILDHAR TELECOM SERVICES Pvt. LTD	0	1141	1141
374	Sampath Venkateswara Communications Pvt. Ltd.	0	1133	1133
375	EBENEZAR COMMUNICATIONS PVT. LTD.	0	1126	1126
376	AKD NETWORK PRIVATE LIMITED	0	1125	1125
377	Macro Signal Pvt. Ltd	0	1122	1122
378	In Broadband Pvt.ltd	0	1121	1121
379	Green Tech Net Com Pvt. Ltd.	0	1118	1118
380	KKD Broadband Pvt Ltd	0	1118	1118
381	Mhase Internet Network (OPC) Pvt. Ltd.	0	1111	1111
382	ARCLINK NETWORK Pvt Ltd.	0	1109	1109
383	ACN Fiber Pvt. Ltd.	0	1100	1100
384	CITY TRANSMISSION NETWORK PRIVATE LIMITED	0	1094	1094
385	Suniman Cable and Net Pvt Ltd	0	1090	1090
386	Briskcom Infoway Pvt. Ltd.	0	1081	1081
387	Hardwork Cable & Internet services Pvt. Ltd.	0	1072	1072
388	POWERNET TELECOM PRIVATE LIMITED	0	1069	1069
389	MARUTHI INTERNET PRIVATE LIMITED	0	1056	1056
390	CATLA IT&ENGG. CO. PVT LTD.	0	1050	1050
391	Trueinet Networks Pvt.Ltd	0	1047	1047
392	MULTIREACH BROADBAND SERVICES PRIVATE LIMITED	0	1026	1026
393	Netlinx Limited	0	1016	1016
394	SKY ONLINE TECHNOSYSTEM PVT LTD	0	1016	1016
395	FASTNET COMMUNICATION PVT. LTD.	1014	0	1014
396	Al-Mairah Braodband Pvt. Ltd.	0	995	995
397	FLYLINK INTERNET SERVICES PRIVATE LIMITED	0	991	991
398	Sukruti Gcn Networks Pvt. Ltd.	0	985	985
399	Hostaxis Network Pvt. Ltd.	0	974	974
400	DA Smartzone Pvt. Ltd.	0	972	972
401	GPS Connection Private Limited	0	972	972
402	AHM Digital Network Pvt Ltd	0	970	970
403	Lakecity Intercom Private Limited	0	970	970
404	Netfirst Communications Pvt. Ltd.	0	969	969

<b>S.N.</b>	<b>Name of Service Provider</b>	<b>Narrowband</b>	<b>Broadband</b>	<b>Total</b>
405	FIBERSTORY COMMUNICATIONS PRIVATE LIMITED (erstwhile SHENG LI TELECOM INDIA PRIVATE LIMITED)	0	968	968
406	Ashley Internet Services Pvt. Ltd.	0	961	961
407	PRIYANK INFOMATICS (OPC) PRIVATE LIMITED	0	961	961
408	OM INTERNET BROADBAND SERVICE Pvt. LTD	960	0	960
409	Rtel Internet services Pvt Ltd	0	960	960
410	Elitel Solutions Private Limited	0	948	948
411	M Netplus Communication Services Pvt Ltd	0	946	946
412	Anushree Digital Network Pvt Ltd	0	944	944
413	Surround Networks Pvt Ltd	0	943	943
414	JCN INTERNET PVT LTD	0	942	942
415	DIGHES INTERNET SERVICES OPC PRIVATE LIMITED	0	933	933
416	NetMagic Solutions(P) Ltd.	0	927	927
417	Asg Telecom Pvt. Ltd	0	924	924
418	ALWAR ONLINE PVT LTD	0	910	910
419	Seyon Tele Infra Private Limited	0	910	910
420	WANSH INTECH SERVICES HUB PRIVATE LIMITED	0	909	909
421	M/s NTT Communications India Network Services Private Ltd.	0	905	905
422	Sarvada net Pvt. Ltd	0	903	903
423	Spider Broadband & Cable Pvt. Ltd.	0	903	903
424	Glo Internet Services Pvt Ltd	0	901	901
425	OM SHIV SAI INTERNET SERVICE (OPC) PVT. LTD	0	900	900
426	RADHIKA COMMUNICATION BROADBANDPRIVATE LIMITED	0	898	898
427	Ultimate Internet Services Pvt. Ltd.	0	897	897
428	R.P.TECH-ZONE PRIVATE LIMITED	0	896	896
429	Shri Samarth Infobahn Pvt. Ltd.	893	0	893
430	ZENNET SERVICES PRIVATE LIMITED	0	893	893
431	SRI KRISHNA INTERNET SERVICE PVT LTD	0	889	889
432	Darer Internet Services Pvt. Ltd.	0	886	886
433	IAXN TELECOM PVT LTD	0	884	884
434	ARJUN BROADBAND PRIVATE LIMITED	0	881	881
435	HPS DIGITAL BROADBAND PVT LTD	0	877	877
436	MIT ONLINE OPC Pvt Ltd	0	877	877

<b>S.N.</b>	<b>Name of Service Provider</b>	<b>Narrowband</b>	<b>Broadband</b>	<b>Total</b>
437	Ficus Telecom Pvt. Ltd.	0	873	873
438	Mhatoba BroadbandPvt. Ltd	0	869	869
439	Wyris Network Pvt. Ltd.	0	864	864
440	Sai Dwarawati Net Services Pvt. Ltd.	0	860	860
441	BTS TELECOM PVT LTD	0	852	852
442	Gulbarga Mega Speed Pvt Ltd	0	851	851
443	Primenet Global Private Limited (erstwhile known as Primenet Global Ltd.)	0	851	851
444	IQTERA COMMUNICATION PVT LTD	0	850	850
445	Skyber Broadband Service Pvt. Ltd	0	850	850
446	Balaji Infra Ray Pvt. Ltd.	0	842	842
447	SNDC COMMUNICATION PRIVATE LIMITED	0	841	841
448	Nettab Broadband Pvt Ltd	0	836	836
449	Meerut Internet Services Pvt. Ltd.	835	0	835
450	AU NetworksPvt. Ltd.	0	832	832
451	Clickian Network Pvt. Ltd.	0	832	832
452	NETSAT COMMUNICATIONS PVT. LTD.	0	822	822
453	VICTORY DIGITAL NETWORK PRIVATE LIMITED	0	821	821
454	Rathnaa Spectra Pvt. Ltd.	0	813	813
455	SRI NETT PRIVATE LIMITED	0	813	813
456	Graceway Infrastructure and Services Pvt. Ltd	0	812	812
457	Sharva Telenet Private Limited	0	812	812
458	RAGAI NETWORK PRIVATE LIMITED	0	810	810
459	Gleam Worldwide Services Pvt. Ltd.	0	797	797
460	SVD Digital Networks Pvt. Ltd.	0	793	793
461	Telosy Telecom Pvt. Ltd.	0	791	791
462	KESHAVA DIGITAL NETWORK PVT. LTD.	0	789	789
463	Reliance Communications Limited	785	0	785
464	Excel UG Pvt. Ltd	0	784	784
465	Uttam Infranet Pvt. Ltd..	0	778	778
466	Suraj Networks Pvt. Ltd.	0	775	775
467	SRI BALAJI INTERNET PVT LTD	0	770	770
468	Bapu Internet ServicesPvt. Ltd.	0	768	768
469	Alegra Communication Pvt Ltd	0	763	763
470	DURONTO NETWORKS (OPC) PRIVATE LIMITED	0	756	756
471	Moradabad Internet Services Pvt. Ltd.	0	753	753
472	PARAMOUNT INFINET PVT. LTD.	0	752	752
473	swami Samarth Broadband Service Pvt Ltd	0	750	750

S.N.	Name of Service Provider	Narrowband	Broadband	Total
474	MAXNET DIGITAL PRIVATE LIMITED	0	745	745
475	Wavetree Networks Pvt. Ltd.	0	742	742
476	INFOLINK BROADBAND SERVICES PRIVATE LIMITED	0	739	739
477	SG Broadband Internet Pvt. Ltd.	0	736	736
478	Click 4 Net InternetServices Pvt. Ltd.	0	734	734
479	FASTCOM TELELINK PRTVATE LIMITED	0	734	734
480	GVREDDY TELECOMMUNICATIONS (OPC) PVT LTD	0	731	731
481	Bluwaves Internet Services India Pvt. Ltd.	0	729	729
482	Shass Information and Quality Engineering Services Pvt. Ltd.	0	728	728
483	PJR NET SERVICE PRIVATE LIMITED	0	725	725
484	Shineplus Networks Pvt. Ltd.	0	725	725
485	Power Grid Corporation of India Ltd.	0	723	723
486	Rida Communication Pvt. Ltd.	0	721	721
487	Spirenet Digital Communications Pvt. Ltd.	0	720	720
488	CHARLIEBOY NETWORK PRIVATE LIMITED	0	710	710
489	Mahabal Net Service Provider	0	710	710
490	Cloudnet Communications Pvt. Ltd.	0	706	706
491	Dreamnet Gigafiber Pvt Ltd	0	702	702
492	OUTRAGEOUS NETSOLE PRIVATE LIMITED	700	0	700
493	Software Technology Parks of India	8	690	698
494	Vimal Telecom Pvt. Ltd	0	694	694
495	GAURESH CABLENET SERVICES PRIVATE LIMITED	0	693	693
496	HINDAVI TELECOM PRIVATE LIMITED	0	689	689
497	Kosmic Broadband Pvt Ltd	0	688	688
498	Gloiosa Infotel IT Services Pvt Ltd.	0	682	682
499	B R MHATRE PRIVATE LIMITED	0	681	681
500	C. J. Online Pvt. Ltd.	0	679	679
501	Spark Telecommunication Private Limited	0	677	677
502	SAI DWARAWATI NET SERVICES PVT. LTD.	0	675	675
503	FASTJET TELECOM PRIVATE LIMITED	0	674	674
504	TOUCH NET INDIATELESERVICES PRIVATE LIMITED	0	671	671
505	N4U broadband pvt.ltd	0	670	670
506	RK Broadband Hifi Services Pvt Ltd	668	0	668
507	BASS NETWORKS PRIVATE LIMITED	0	661	661
508	INCUBIX UNIFIED SOLUTIONS PRIVATE LIMITED	0	661	661

<b>S.N.</b>	<b>Name of Service Provider</b>	<b>Narrowband</b>	<b>Broadband</b>	<b>Total</b>
509	HDM BROADBAND PRIVATE LIMITED	0	655	655
510	Frontier Infra Communications(P) Ltd.	0	654	654
511	Development Logics Solutions Pvt. Ltd.	0	650	650
512	Goodwill Smartlink Pvt. Ltd.	0	647	647
513	JOITEX TELECOM PRIVATE LIMITED	0	645	645
514	ACME Diginet Corporation Pvt. Ltd.	0	634	634
515	BENVAR PRIVATE LIMITED	0	631	631
516	Blue Net IT Solutions Pvt. Ltd.	0	631	631
517	YES BROADBANDPRIVATE LIMITED	0	631	631
518	Bass Jokernet Pvt. Ltd.	0	630	630
519	COMPLIANCE BROADBAND PRIVATE LIMITED	3	615	618
520	Airnetz Broadband Services Pvt. Ltd.	0	613	613
521	Nandini Broadband Pvt. Ltd.	0	613	613
522	Omata Net Pvt. Ltd.	0	612	612
523	Datamax Technologies Pvt Ltd	0	611	611
524	Airway Communication Services India Pvt. Ltd.	0	608	608
525	RNET GIGAFIBER Pvt. LTD	608	0	608
526	CLOUDPATH TELECOM PVT LTD	0	604	604
527	ALLIED IT INFRASTRUCTURE & SERVICES PRIVATE LIMITED	603	0	603
528	Easy Solutions InternetServices Pvt. Ltd.	0	600	600
529	INTERJET INDIA PRIVATE LIMITED	0	599	599
530	VASANSHAH NETWORK PRIVATE LIMITED	0	598	598
531	Rajesh Patel Net Services Pvt. Ltd.	0	596	596
532	RSBS Online Services Pvt. Ltd.	0	595	595
533	Tanvi Broadband Pvt Ltd	0	593	593
534	Clicknet Communication Pvt. Ltd.	0	592	592
535	LIMERICK TECHNOLOGIES PRIVATE LIMITED	0	591	591
536	Bandwidth Infinity Pvt. Ltd	0	582	582
537	Aeroway Networks Pvt. Ltd.	0	581	581
538	R.P World Webnet Pvt.Ltd.	0	579	579
539	BHR BROADBAND Pvt. LTD	0	577	577
540	Gowio Networks Pvt. Ltd	0	576	576
541	MSINFINITY ETHERNET SOLUTIONS PRIVATE LIMITED	0	575	575
542	GIGANET DIGITAL NET SERVICES PRIVATE LIMITED	0	574	574
543	Alphanet Broadband Pvt Ltd	0	571	571
544	Nanjil Internet Services Pvt. Ltd.	0	560	560

<b>S.N.</b>	<b>Name of Service Provider</b>	<b>Narrowband</b>	<b>Broadband</b>	<b>Total</b>
545	Touchnet Broadband Services Pvt. Ltd.	0	560	560
546	Nextra Communications Private Limited	0	555	555
547	NETARC SOLUTIONS PRIVATE LIMITED	0	551	551
548	Blazing SpeedBroadband Pvt. Ltd.	0	550	550
549	Prayag BroadbandPvt. Ltd.	0	550	550
550	Sivaan Infocom Pvt. Ltd	0	550	550
551	Daksh Broadband Services Pvt. Ltd.	0	549	549
552	Digital2Virtual ISP Pvt. Ltd.	0	549	549
553	Panav Network and Communications Private Limited	0	548	548
554	PRATIK NETWORKING SOLUTIONS PRIVATE LIMITED	0	547	547
555	Fastnet Wire & Wireless Solutions Pvt. Ltd.	0	543	543
556	HANSA BROADBAND SERVICES PRIVATE LIMITED	0	543	543
557	FIBER POWER CONNECTS PRIVATE LIMITED	0	540	540
558	SARVA AIRWORLD NETWORK PVT LTD	0	533	533
559	Singh Televentures Pvt Ltd	0	530	530
560	Sprioc Web Private Limited	0	529	529
561	Malang Solutions Pvt. Ltd.	0	527	527
562	Sparklink. Net Pvt. Ltd.	0	525	525
563	RAAGAV COMMUNICATIONS PVT LTD	0	524	524
564	7 Sai Net Solutions Pvt. Ltd.	0	522	522
565	AT&T Global Network Service India Private Limited	0	522	522
566	AL HUTAIB NETSOL PRIVATE LIMITED	0	521	521
567	APPCALL INTERNET SERVICES PRIVATE LIMITED	0	521	521
568	SERANS FIBERNET PRIVATE LIMITED	0	521	521
569	Unborn Networks Pvt. Ltd.	0	520	520
570	Vinayaga Communications Pvt Ltd.	0	517	517
571	WIND STREAM NETWORK PRIVATE LIMITED	0	516	516
572	Manish Infocom Pvt. Ltd.	0	511	511
573	Spiretel Technologies Pvt Ltd	0	509	509
574	Feathers wireless network (opc) Pvt. Ltd.	0	506	506
575	NC BROADBAND SERVICES PRIVATE LIMITED	0	506	506
576	G B Internet Service Private Limited	0	505	505
577	CONSAM TELECOM PRIVATE LIMITED	0	504	504
578	Robust Pixel Connect Private Limited	0	502	502
579	Smart Choice Wireless Network Pvt. Ltd.	501	0	501



S.N.	Name of Service Provider	Narrowband	Broadband	Total
580	RACSANN TECHNOLOGIES PVT. LTD.	0	500	500
581	Royal Connect Solutions Pvt. Ltd	0	499	499
582	Monark Broadband Private Limited	0	497	497
583	VELS FIBERNET PRIVATE LIMITED	0	497	497
584	Cityline Networks Pvt Ltd	0	496	496
585	DE-CIX Interwire Internet Services Pvt. Limited	0	496	496
586	Suncity Broadband Pvt. Ltd.	0	493	493
587	JMD INTERNET AND SERVICES PVT. LTD.	0	490	490
588	KOSHI BROADBAND COMMUNICATIONS (OPC) PVT LTD	0	487	487
589	Mall and Mall Digiworld Pvt. Ltd.	0	487	487
590	Dhanam Internet Services India Pvt. Ltd.	0	479	479
591	SHREE MANORANJAN BROADBAND PRIVATE LIMITED	0	478	478
592	CNS Infotel Services Pvt. Ltd..	0	477	477
593	ULTRAVISION INFOSERVE PVT LTD	0	476	476
594	KASHID TELECOM INDIA PRIVATE LIMITED erstwhile Shree Manoranjan Broadband Pvt. Ltd.	0	475	475
595	Texas Connect Private Limited	0	475	475
596	INTERCITY FIBER NETWORKS PRIVATE LIMITED	0	472	472
597	NEONET COMMUNICATIONS PVT. LTD.	0	470	470
598	Alien DNS Pvt. Ltd.	0	468	468
599	SYNCFAC TO CONSULTING Pvt Ltd.	0	465	465
600	Unisas Netserve Pvt. Ltd.	0	464	464
601	SANSOM NETTECH PRIVATE LIMITED	0	462	462
602	Gaba Associates internet service provider pvt ltd.	0	461	461
603	DV INFOCOM PRIVATE LIMITED	0	459	459
604	KKM Broadband Internet Pvt. Ltd.	0	457	457
605	OPTO Communications Private Limited	0	456	456
606	Ishani Broadband Pvt Ltd	0	453	453
607	GTECH COMMUNICATION Pvt Ltd	0	451	451
608	MANA INTERNET SERVICES PRIVATE LIMITED	0	451	451
609	Sistemas Information Technology Pvt. Ltd.	0	451	451
610	Reticule Infotech Pvt. Ltd.	0	447	447
611	Aeronet online services private limited	0	443	443
612	Acegen Broadband Pvt. Ltd.	0	442	442
613	Gorkha Infotech Private Limited	0	442	442



<b>S.N.</b>	<b>Name of Service Provider</b>	<b>Narrowband</b>	<b>Broadband</b>	<b>Total</b>
614	MREZHI INTERNET PRIVATE LIMITED	0	440	440
615	Daan Communications Private Limited	0	438	438
616	SmchondheCommunication Pvt. Ltd	0	438	438
617	SAPTRANET INDIA PVT LTD	0	437	437
618	BBRG Communication and Internet Pvt. Ltd.	0	435	435
619	BSL Technologies Pvt. Ltd.	0	435	435
620	Wireline Solution India Pvt Ltd	0	432	432
621	Quick Link Broadband and Services Pvt. Ltd.	0	429	429
622	7 STAR INFOCOM PRIVATE LIMITED	0	428	428
623	DMDS SOLUTIONSPRIVATE LIMITED	0	425	425
624	Kataria Net Solutions Pvt. Ltd.	0	420	420
625	airtechzone services india private limited	0	417	417
626	Sysnet Broadband Services Pvt. Ltd.	0	417	417
627	SAI KUMAR INFONET PRIVATE LIMITED	0	414	414
628	TRACKNET SERVICES PVT LTD	0	413	413
629	SPARKLIGHT INTERNET PRIVATE LIMITED	0	410	410
630	Linkway Internet Pvt.Ltd.	0	409	409
631	BPS COMMUNICATION AND SERVICES PRIVATE LIMITED	0	405	405
632	RUSH ME BROADBAND PRIVATE LIMITED	0	403	403
633	SIDDIQUI GLOBAL SERVICES PVT LTD	0	403	403
634	LINK 4 DATA COMMUNICATION PVT LTD	0	402	402
635	Onepipe Telecom Pvt. Ltd	0	402	402
636	FASUTONETTO SERVICES PRIVATE LIMITED	0	400	400
637	HANUMAT NETWORKS PRIVATE LIMITED	0	397	397
638	VDCN INFOTECH PRIVATE LIMITED	0	394	394
639	Visputes Internet Pvt. Ltd.	0	394	394
640	TECHNOMEX INFOCOM SYSTEMS PVT LTD.	0	392	392
641	I-Infolink Networks Pvt. Ltd.	0	391	391
642	Earthlink Broadband Pvt. Ltd	0	390	390
643	Airlink Communications Pvt. Ltd.	0	382	382
644	VORRUCKEN NETWORKS PRIVATE LIMITED	0	382	382
645	Gera Cable Internet Service Pvt. Ltd.	0	381	381
646	Skylink Fibernet Pvt. Ltd.	0	380	380
647	Pteron Communication Pvt. Ltd	0	377	377
648	Terrafiber Networks Pvt. Ltd.	0	377	377

<b>S.N.</b>	<b>Name of Service Provider</b>	<b>Narrowband</b>	<b>Broadband</b>	<b>Total</b>
649	VIVEK NETWORK PRIVATE LIMITED	0	376	376
650	Cybernet Introtech Pvt. Ltd.	0	375	375
651	NETZI BROADBAND SERVICES PVT LTD	373	0	373
652	Peer Networks Private Limited	0	373	373
653	Starnet Global Pvt. Ltd.	0	370	370
654	Rocketwire Internet Solutions Pvt. Ltd.	0	365	365
655	DMP Internet ServicesPvt. Ltd	0	361	361
656	KSK Broadband Pvt. Ltd.	0	357	357
657	JD Net Enterprises Pvt. Ltd	0	356	356
658	Imperium Digital Network Pvt. Ltd.	0	355	355
659	Hipoint Connect Pvt. Ltd.	0	354	354
660	Honey Broadband Services Pvt. Ltd.	0	354	354
661	3J Global Services Pvt Ltd	0	353	353
662	PRO MULTILINK SERVICE (OPC) PRIVATE LIMITED	0	350	350
663	WAY2NET IT SERVICES PVT LTD	0	350	350
664	Nandita Infocom Pvt. Ltd.	0	347	347
665	Sense Connect IT Pvt. Ltd.	0	347	347
666	INYCB Network Pvt. Ltd.	0	345	345
667	Zoram Infonet Pvt. Ltd.	0	345	345
668	PULSE TELESYSTEMS PRIVATE LIMITED	0	343	343
669	VERYS INFOTECH PRIVATE LIMITED	0	335	335
670	PRONET PRIVATE LIMITED	0	334	334
671	Varsha Datacom Services Pvt. Ltd.	0	333	333
672	Sai Akshay Internet Services Pvt Ltd.	0	332	332
673	VN ETHERNET INDIA PRIVATE LIMITED	332	0	332
674	Yuvaa Communications Private Limited	0	332	332
675	Citylink Broadband Services Pvt. Ltd.	0	330	330
676	BADLAPUR BROADBAND SERVICES PRIVATE LIMITED	0	329	329
677	AiriconCommunication Pvt. Ltd	0	325	325
678	Excogitate Technologies Pvt. Ltd.	0	325	325
679	R N Broadband Online Pvt. Ltd	0	325	325
680	Proline Datatech Services Pvt. Ltd.	0	324	324
681	O V NETWORKS PVT LTD	0	322	322
682	Runet infotech India pvt ltd	0	322	322
683	METREXA BROADNET PRIVATE LIMITED	0	320	320
684	Ncore Creative Technologies Pvt. Ltd	0	318	318
685	Bluenet Broadband Services Pvt. Ltd.	0	313	313
686	Barani Data Solutions Private Limited	312	0	312
687	GPALV BROADBAND PRIVATE LIMITED	0	310	310

<b>S.N.</b>	<b>Name of Service Provider</b>	<b>Narrowband</b>	<b>Broadband</b>	<b>Total</b>
688	AARADHY LIAISON SERVICES PRIVATE LIMITED	0	309	309
689	Speednet Infracom Pvt. Ltd.	0	308	308
690	Verizon Communications India Pvt. Ltd.	0	308	308
691	Gramin Broadband Network Pvt. Ltd.	0	307	307
692	EASYNET BROADBAND PVT LTD	0	306	306
693	Hyber Networking Pvt. Ltd.	0	305	305
694	Srushti Broadband And Internet Services Pvt. Ltd.	0	304	304
695	TRIVNET NETWORKS PRIVATE LIMITED	0	304	304
696	Voxterria Innovtions Pvt. Ltd.	0	304	304
697	TRIGART INTERNET PVT. LTD.	0	303	303
698	Inter Net LY Pvt. Ltd.	0	302	302
699	Apex Netcom India Pvt. Ltd..	0	300	300
700	Hari Om Netsol Pvt. Ltd.	0	300	300
701	King Netsol Pvt. Ltd.	0	300	300
702	Manumata Fiber Net Solutions PVT LTD	0	299	299
703	FLITZEN BROADBAND Pvt Ltd.	0	298	298
704	SBS BROADBAND AND CABLE PVT. LTD.	0	296	296
705	Sreedevi Communications Private Limited	0	294	294
706	Skyhunt IT Park Pvt. Ltd.	0	290	290
707	Ecreado Network Solutions Pvt. Ltd.	0	288	288
708	EYE FASTNET SERVICE PRIVATE LIMITED	0	286	286
709	PRO STARVISION (OPC) PVT. LTD.	0	286	286
710	SMARTLINK BROADBAND SERVICES PVT LTD	0	286	286
711	SWANAND INTERNET SERVICES PRIVATE LIMITED	0	285	285
712	ALLIANT NETWORK SOLUTIONS PRIVATE LIMITED	0	283	283
713	LINKUNIVERSE COMMUNICATION PRIVATE LIMITED	0	281	281
714	Simplex Broadband Pvt. Ltd.	0	280	280
715	BLESS NETWORK PRIVATE LIMITED	277	0	277
716	NAKODA NETWORK PRIVATE LIMITED	0	271	271
717	J-Link Infotainment Pvt. Ltd.	0	270	270
718	Digital Telco Network India Pvt. Ltd.	0	269	269
719	KALYAN BROADBAND PRIVATE LIMITED	0	266	266
720	KISHAN WEALTH MANAGEMENT PRIVATE LIMITED	0	266	266
721	HDN COMMUNICATIONS PRIVATE LIMITED	0	265	265

S.N.	Name of Service Provider	Narrowband	Broadband	Total
722	LEROY NETWORKS AND SERVICES PRIVATE LIMITED	0	265	265
723	LINKSPEED TELEINFRA PRIVATE LIMITED	0	261	261
724	LINKWAVE TECHNOLOGIES PVT LTD	0	260	260
725	SIDDHBALI INFOTECH PVT LTD.	0	260	260
726	Singh Internet Services Pvt. Ltd.	0	260	260
727	SWAMIVATVRUKSHA NET (OPC) PVT LTD	0	260	260
728	Vizcon Digital Pvt. Ltd.	260	0	260
729	Roarnet Broadband Pvt Ltd	0	258	258
730	CAB-NET SERVICES PRIVATE LIMITED	0	257	257
731	SRI RAM BROADBAND SERVICES PRIVATE LIMITED	0	257	257
732	Devdarpan Broadband Pvt Ltd	256	0	256
733	Shreepad Communication Pvt. Ltd.	0	251	251
734	CHANNEL 3 INFO MEDIA PRIVATE LIMITED	0	250	250
735	SPEEDGLOBAL TELECOM NETWORK PRIVATE LIMITED	0	250	250
736	SSICON SYSTEMS PRIVATE LIMITED	0	250	250
737	Nivak Communications Pvt. Ltd	0	249	249
738	Shivraj Broadband Internet Pvt. Ltd.	0	249	249
739	SNT Broadband Pvt. Ltd.	0	248	248
740	GIGA BEAM BROADBAND PVT.LTD.	0	247	247
741	arrow touch wireless internet private limited	0	245	245
742	Linkio Fibernet Private Limited	0	245	245
743	MRRIDSYS TECHNOLOGIES PVT LTD	0	245	245
744	Breitband Technologies Private Limited	0	243	243
745	Linktel Info Technology Pvt Ltd	0	243	243
746	AIRONET BROADBAND PRIVATE LIMITED	0	242	242
747	AWLIV LIVING SOLUTIONS PRIVATE LIMITED	0	241	241
748	HAWK NETWORKS	0	241	241
749	SG FIBERNET PRIVATE LIMITED	0	241	241
750	Elecon Information Technology Ltd.	0	240	240
751	TEJNET GIGAFIBER PRIVATE LIMITED	0	240	240
752	AEROLINK BROADBAND PRIVATE LIMITED	0	238	238
753	Ekowebtech IT Services Private Limited	0	237	237
754	Microsense Pvt Ltd	0	237	237
755	Netrexo Communications Private Limited	0	237	237
756	PRSHREE Networks Private Limited	0	237	237

S.N.	Name of Service Provider	Narrowband	Broadband	Total
757	JTM Internet Pvt. Ltd	0	236	236
758	NIKITA INTERNET SERVICES PRIVATE LIMITED	0	236	236
759	ABNSERVICES PVT LTD	0	235	235
760	BHAVANI VMD BROADBAND PRIVATE LIMITED	0	233	233
761	LAYA NETWORK PRIVATE LIMITED	0	233	233
762	SPACELINK INTERNET (OPC) PRIVATE LIMITED	0	233	233
763	Santosh cable network and datacom pvt.ltd	0	231	231
764	STN Communication & Advertising Pvt. Ltd.	0	231	231
765	MANAS INTERNET TECHNOLOGY PRIVATE LIMITED	0	230	230
766	Magnuss Broadband Service Pvt. Ltd.	0	228	228
767	ZEES BROAD BAND PRIVATE LIMITED	0	228	228
768	RIHANT INFOTECH PVT. LTD	0	227	227
769	IMMORTAL INTERNET PRIVATE LIMITED	0	226	226
770	HiFi Broadband Pvt. Ltd.	225	0	225
771	METAWAVES PRIVATE LIMITED	0	225	225
772	RIGA TECH PRIVATE LIMITED	0	225	225
773	AIT Internet Services Pvt. Ltd.	0	222	222
774	Rmax Broadband Pvt. Ltd.	0	222	222
775	WAY2AIR NET SOLUTION PVT. LTD.	0	222	222
776	ZR NET OPC PVT LTD	222	0	222
777	CLOUDINSTA24 SERVICES PRIVATE LIMITED	0	221	221
778	Vrednus Network Pvt. Ltd.	0	221	221
779	Speedster Communications Pvt. Ltd	0	220	220
780	ACEBROWSE PVT LTD	0	219	219
781	TAIBA SUPER INTERNET PRIVATE LIMITED	219	0	219
782	TENG NETWORK SOLUTION PRIVATE LIMITED	219	0	219
783	KHUSHI CABLE AND TELEINFRA PRIVATE LIMITED	0	218	218
784	CIT SOLUTIONS PVT. LTD.	0	217	217
785	SAIDEEP BROADBAND PRIVATE LIMITED	0	217	217
786	TELEMANTRRA SALES CORPORATION PRIVATE LIMITED	0	217	217
787	Sator Square Ventures Private Limited	0	215	215
788	WEBNET BROADBAND (OPC) PRIVATE LIMITED	0	213	213

<b>S.N.</b>	<b>Name of Service Provider</b>	<b>Narrowband</b>	<b>Broadband</b>	<b>Total</b>
789	Costel Networks Pvt. Ltd.	0	212	212
790	iBus Network & Infrastructure (P) Ltd.	0	212	212
791	Enhancelink CoreportPvt. Ltd	0	211	211
792	Tca Network Pvt Ltd	0	211	211
793	NIVID TELECOM INDIA PRIVATE LIMITED	0	210	210
794	Airwire Infocom Pvt. Ltd.	0	208	208
795	OS IT SERVICES PRIVATE LIMITED	0	207	207
796	SFNS NETWORK PVT LTD	0	207	207
797	ANODIC TELENETWORK PVT LTD	0	206	206
798	Saibaba Broadband Pvt. Ltd.	0	206	206
799	BRAMBHANI TRADERS PVT.LTD.	0	205	205
800	S.V.C CABLE NET PRIVATE LIMITED	0	205	205
801	Sath Technologies Pvt. Ltd.	0	205	205
802	Orange City InternetServices Pvt. Ltd.	0	203	203
803	JAYBHOLE CABLE VISION PRIVATE LIMITED	0	202	202
804	VAIDIK NETSOL OPC PVT LTD	0	202	202
805	VELOCITY INTERNET INDIA PRIVATE LIMITED	202	0	202
806	NETCONNECT SERVICES PRIVATE LIMITED	0	201	201
807	SHIVAM WEB NETWORKS PRIVATE LIMITED	0	201	201
808	Vaishnavaibhavi Internet Solutions Private Limited	0	201	201
809	Dhadam Hospitality & Services Pvt. Ltd.	0	200	200
810	NEAM COMMUNICATIONS PRIVATE LIMITED	0	198	198
811	NETKLIKS COMMUNICATIONS PRIVATE LIMITED	0	198	198
812	Promptnet Broadband Pvt. Ltd.	0	197	197
813	Data Ingenious Global Ltd	0	196	196
814	Netwire Internet Solutions Pvt. Ltd.	0	194	194
815	YNET TELECOM SOLUTIONS PVT LTD	0	193	193
816	LINKOTEK NETWORK PVT LTD	0	190	190
817	SHREEB NETWORK PVT LTD	0	190	190
818	FRIDDEN INFOWAY PVT. LTD..	0	189	189
819	Wi5 Internet Services Pvt. Ltd.	0	189	189
820	Cheetah Networks Pvt. Ltd.	0	188	188
821	Intermedia Cable Communication Pvt Ltd	0	186	186
822	Auspice Infratel Pvt. Ltd.	0	186	186
823	M-TEL Networks (P) Ltd	0	186	186
824	BT Global Communication India Pvt. Ltd.	0	185	185

<b>S.N.</b>	<b>Name of Service Provider</b>	<b>Narrowband</b>	<b>Broadband</b>	<b>Total</b>
825	SGCI Pvt. Ltd.	0	185	185
826	VIDHI NETSOL PRIVATE LIMITED	0	185	185
827	Gponospace Internet India Pvt. Ltd.	0	184	184
828	DAVA TELECOM PRIVATE LIMITED	0	183	183
829	Optisky Fibernet Pvt. Ltd.	0	183	183
830	AIRMAX INTERNET PVT LTD	0	181	181
831	SHIVKRANTI INTERNET SERVICES PVT. LTD.	0	181	181
832	VMO BROADBAND PVT LTD	0	180	180
833	WNET TELECOM PRIVATE LIMITED	0	180	180
834	White Stallion Networks Pvt. Ltd.	0	179	179
835	Futurenet broadband and internet services pvt ltd	0	178	178
836	V NETCARE PRIVATE LIMITED	0	178	178
837	Airfiber IT Solutions Pvt. Ltd.	0	176	176
838	Neton Icom Pvt. Ltd.	0	175	175
839	RAMYAA INTERNET SERVICES PRIVATE LIMITED	0	173	173
840	BALAJI INFO NETWORKS SOLUTIONS PRIVATE LIMITED	0	172	172
841	Rae Internet Service Provider Pvt Ltd	0	171	171
842	CINFOGEN PRIVATE LIMITED	0	170	170
843	Oistel Telecom Pvt. Ltd.	0	166	166
844	PMG Networks Pvt. Ltd.	0	166	166
845	Fibernetisp Pvt. Ltd.	0	165	165
846	Pune Teleinfra Pvt. Ltd..	0	165	165
847	SHILOM NETWORK SERVICES PRIVATE LIMITED	0	165	165
848	Orange Business Services India Network Pvt. Ltd.	0	163	163
849	STANET INTERNET SERVICES PRIVATE LIMITED	0	163	163
850	Wifi Inter-connect Pvt. Ltd.	0	162	162
851	AIRMAX SOLUTION AND INTERNET SERVICES PVT LTD	0	160	160
852	Digitizer Access Network Private Limited	0	160	160
853	NAS INTERNET SERVICES PVT LTD	0	160	160
854	smart plus multi services pvt ltd	0	160	160
855	ATMA MALIK 1313 INTERNET SERVICES PVT. LTD.	0	159	159
856	KESHVI INTERNET SERVICE PRIVATE LIMITED	0	158	158
857	Viking Network Pvt. ltd	0	157	157
858	EZNET INDIA PRIVATE LIMITED	0	156	156



<b>S.N.</b>	<b>Name of Service Provider</b>	<b>Narrowband</b>	<b>Broadband</b>	<b>Total</b>
859	DIGITAL SSV NET SOL PRIVATE LIMITED	0	155	155
860	Noob Technologies Pvt.Ltd	0	152	152
861	Sharktel Infocom Pvt. Ltd.	0	152	152
862	NEXTGEN COMPUSOFT PVT LTD	0	151	151
863	Delix Net Solutions Pvt. Ltd	0	150	150
864	iGEN Networks Private Limited	0	150	150
865	Prateek Netconnect Pvt. Ltd	0	150	150
866	Patil ISP Services (OPC) Pvt. Ltd.	74	74	148
867	Netstra Communications Pvt.. Ltd.	0	147	147
868	POLY INFORMATICS PVT.LTD.	0	146	146
869	Antariksh Broadband & Wireless Solution Pvt. Ltd.	0	144	144
870	VISHWAKARMA BROADBAND PRIVATE LIMITED	0	143	143
871	FIBERMAX PRIVATE LIMITED	0	142	142
872	TEJNET BROADBAND Pvt Ltd.	0	139	139
873	Teleglobal Communiocations pvt Ltd	139	0	139
874	Achiever Communication and Services Pvt. Ltd.	0	137	137
875	Vision Hi-Speed Technology Pvt. Ltd.	0	137	137
876	Mediatech Communication Pvt. Ltd.	0	135	135
877	Mahadev Telventures Pvt Ltd	0	134	134
878	GauravCommunication Pvt. Ltd	0	132	132
879	Dataexpress Pvt. Ltd	0	131	131
880	Netgarden Services Private Limited	0	130	130
881	Shree Siddhivinayak Cable And Internet Service Provider Private Limited.	0	129	129
882	Wingsnet Internet Pvt.Ltd	0	129	129
883	MLC INTERNET PVT LTD	0	126	126
884	Linkup Networks Pvt. Ltd.	0	125	125
885	A-Net Communication India Pvt.Ltd.	0	123	123
886	NT CYBRONET PRIVATE LIMITED	0	123	123
887	Zubitel Networks Pvt. Ltd.	0	123	123
888	Clickr Services Private Limited	0	122	122
889	Jetato Skynet Services Pvt. Ltd.	0	122	122
890	KARRY BROADBAND PRIVATE LIMITED	0	121	121
891	LINKED NET TECHNO SERVICES PRIVATE LIMITED	0	120	120
892	R3ESOLUTION Pvt Ltd.	0	120	120
893	JBN Online Pvt. Ltd.	0	119	119
894	LEVOTEL BIGNET SOLUTIONS PRIVATE LIMITED	0	118	118



<b>S.N.</b>	<b>Name of Service Provider</b>	<b>Narrowband</b>	<b>Broadband</b>	<b>Total</b>
895	SHEEN TELECOM CONSULTANTS PVT LTD	0	118	118
896	V NET NETWORKS PVT. LTD	0	118	118
897	Magica Networking Solutions Pvt. Ltd.	0	117	117
898	Saisidhivinayank Internet service private limited	0	117	117
899	ASVISH TECHNOLOGY PARTNER (OPC) PVT LTD	0	116	116
900	Jasnet Networks Pvt. Ltd.	19	96	115
901	Pier Communication Pvt. Ltd	0	115	115
902	E I DOT Com Pvt. Ltd.	0	114	114
903	Telstra Telecommunications Private Limited	0	114	114
904	Blenda Internet ServicesIndia Pvt. Ltd.	0	113	113
905	Pronoc Technologies Pvt. Ltd.	0	113	113
906	AATTIZEN TELECOM PRIVATE LIMITED	0	111	111
907	Joshi Internet Services Pvt. Ltd.	0	111	111
908	Japra Tele Link Pvt. Ltd.	0	110	110
909	STAR MATRIX NETWORKS PVT LTD	110	0	110
910	JLR NETWORKS PRIVATE LIMITED	0	109	109
911	NR IT Service Pvt. Ltd.	0	109	109
912	Durga Broadband Pvt. Ltd.	0	108	108
913	NEXAEDGE INDIA Pvt Ltd.	0	107	107
914	Elyzium Technologies Pvt. Ltd.	0	105	105
915	SKYNET E-SOLUTION PRIVATE LIMITED (erstwhile known as Skynet Broadband Pvt. Ltd.)	0	105	105
916	Thangam Communications Pvt.Ltd.	0	104	104
917	Rohela Broadband Network Pvt. Ltd.	0	103	103
918	DFAB INTERNET SERVICES PRIVATE LIMITED	0	102	102
919	Invensys Networks Pvt.Ltd.	0	101	101
920	Ayman Internet Pvt. Ltd.	0	100	100
921	Khetan Cable Network (P) Ltd	0	100	100
922	Netlife Network Pvt. Ltd..	0	100	100
923	FLIX BROADBAND SERVICES PRIVATE LIMITED	0	99	99
924	Pyramid Infocom Pvt. Ltd.	99	0	99
925	Bilal Internet Services Private Limited	0	98	98
926	GSDN COMMUNICATION PRIVATE LIMITED	0	98	98
927	KB Digital Network Pvt.Ltd.	0	98	98
928	NSD Internet Private Limited	0	98	98
929	Broad Net India Pvt. Ltd.	0	97	97

<b>S.N.</b>	<b>Name of Service Provider</b>	<b>Narrowband</b>	<b>Broadband</b>	<b>Total</b>
930	SADBUDHHI SOLUTIONS PVT LTD	0	97	97
931	SPEEDNET OPTICAL NETWORK Pvt Ltd.	0	95	95
932	AXOMNET BROADBAND Pvt. LTD.	0	95	95
933	Winnet Broadband Pvt. Ltd.	0	95	95
934	Datawings Teleinfra Private Limited	0	93	93
935	Satpar Infotech Pvt Ltd	0	93	93
936	TENTEQ BROADBAND PVT. LTD.	0	93	93
937	WAGHESHWAR NETVISION PRIVATE LIMITED	0	93	93
938	SPEEDNET INFORMEDIA PVT LTD	0	91	91
939	S A Internet Solution Pvt Ltd	0	90	90
940	INFINITY WIRELESS SERVICES PVT. LTD.	0	89	89
941	Omkar Net Services Pvt. Ltd.	0	89	89
942	Sankrish Infocom Private Limited	0	89	89
943	Gaxiom Networking Solutions Private Limited	0	88	88
944	Inic Communications Private Limited	0	88	88
945	DHUNI NETSOL PRIVATE LIMITED	0	87	87
946	Vishwamani Solutions Pvt Ltd	0	87	87
947	ITech Hive Pvt. Ltd	0	86	86
948	IT Spectrum Media Pvt Ltd	0	85	85
949	Kelnet Communication Services Pvt. Ltd	0	85	85
950	ASHOKA NETSOL PVT LTD	0	84	84
951	Euron Communication Pvt. Ltd.	0	83	83
952	DAMAN I NET (OPC) PRIVATE LIMITED	0	82	82
953	Fabnet Services Private Limited	0	81	81
954	IKRA Broadband Private Limited	0	81	81
955	NENCY CABLE PVT LTD	0	81	81
956	PATHCOM COMMUNICATIONS PRIVATE LIMITED	0	81	81
957	Aircables Internet Services Pvt. Ltd.	0	80	80
958	Jeebr Cloud Solutions Private Limited	0	80	80
959	nwt internet services private limited	0	80	80
960	Precious Netcom Pvt Ltd	0	80	80
961	PAWAN BROADBAND INDIA PVT LTD	0	79	79
962	MICRONOVA TELE SYSTEMS PRIVATE LTD.	0	78	78
963	DREAMCABLES AND INTERNET SERVICES PRIVATE LIMITED	0	76	76
964	IOEACCESS COMMUNICATIONS PVT LTD	0	76	76
965	GAYATRI TELECOM PVT LTD	0	75	75
966	WEBIZY TECHSOL PVT LTD	0	75	75

<b>S.N.</b>	<b>Name of Service Provider</b>	<b>Narrowband</b>	<b>Broadband</b>	<b>Total</b>
967	Heramb T-10 Network Pvt. Ltd..	0	74	74
968	Shri Vinayagaa Internet Pvt Ltd	0	74	74
969	Suryasspeed Network Pvt Ltd	0	73	73
970	WIRED2COMMUNICATION PRIVATE LIMITED	0	73	73
971	Ajay Cable & Broadband Service OPC Pvt. Ltd	0	72	72
972	NR Data Service Pvt Ltd.	0	72	72
973	SHERAWAT INFOTECH PRIVATE LIMITED	0	72	72
974	Speednet Enterprises (OPC) Pvt. Ltd.	0	72	72
975	Veer Point Pvt. Ltd.	0	72	72
976	JM INTERNET AND BROADBAND SERVICES PRIVATE LIMITED	0	71	71
977	SBDR NETWORK SOLUTIONS PRIVATE LIMITED	0	71	71
978	SWS NETWORK PRIVATE LIMITED	0	71	71
979	Ekdant Communication Pvt. Ltd.	0	70	70
980	G-Max IT Services Pvt. Ltd.	0	70	70
981	Jai Mata Di Telectronix Pvt. Ltd.	0	70	70
982	MABA SAFENET BROADBAND SERVICES PVT LTD	0	70	70
983	Tamana Winet Pvt. Ltd.	0	70	70
984	ALANDI CITY NETWORKS PRIVATE LIMITED	0	68	68
985	Abis BadlapurNetwork Pvt. Ltd.	0	67	67
986	Amity Hua Electronics Pvt. Ltd.	0	67	67
987	Plusnet Communications Pvt. Ltd.	0	67	67
988	Sanavi Infotech (OPC) Pvt. Ltd.	33	33	66
989	ACHARE BROADBAND (OPC) PRIVATE LIMITED	0	65	65
990	Denet Connect Services Pvt Ltd	0	65	65
991	INSPIREIT NETWORK SOLUTIONS PRIVATE LIMITED	0	65	65
992	LINKAGE INFOTECH PRIVATE LIMITED	0	65	65
993	Nextech Broadband Pvt.Ltd	0	65	65
994	DNet E Solutions Pvt. Ltd.	0	64	64
995	FIBERLINK COMMUNICATION PRIVATE LIMITED	0	64	64
996	JETONE FIBER PRIVATE LIMITED	0	64	64
997	Mark Networks SolutionsIndia Pvt. Ltd.	0	64	64
998	WINUX COMMUNICATIONS PVT LTD	0	64	64
999	Playernet Technologies Private Limited	0	62	62
1000	U-FIBER BROADBAND PRIVATE LIMITED	0	61	61

<b>S.N.</b>	<b>Name of Service Provider</b>	<b>Narrowband</b>	<b>Broadband</b>	<b>Total</b>
1001	Broadstar Net India Pvt. Ltd.	0	60	60
1002	Ezeenet Internet Solutions Pvt. Ltd.	0	60	60
1003	GJ2 INTERNET PRIVATE LIMITED	0	60	60
1004	Kim Broadband Services Pvt. Ltd.	0	60	60
1005	SEVENNET BROADBAND SERVICES PRIVATE LIMITED	0	60	60
1006	SEYFERT NETWORKS PRIVATE LIMITED	0	60	60
1007	VIBELINK INFOTECH PRIVATE LIMITED	0	60	60
1008	GURU NETCOM PVT. LTD.	0	59	59
1009	Infiber Broadnet Pvt. Ltd.	0	56	56
1010	S.G.I.C SERVICES PRIVATE LIMITED	0	56	56
1011	Samruddhi Communication Pvt. Ltd.	0	56	56
1012	Malachandra Broadband Services Private Limited	0	55	55
1013	Trivoz Digital Networks Pvt. Ltd.	0	55	55
1014	Bloglytics Internet Pvt.Ltd	0	54	54
1015	FutureNet Telecom Private Limited	54	0	54
1016	BEAURACK VELOCITY INFOCOM PVT LTD	0	53	53
1017	NAS Broadband Pvt. Ltd	0	53	53
1018	Hansin IT Services Private Limited	0	52	52
1019	Stromnet Broadband ServicesPrivate Limited	0	52	52
1020	VIDARBHA WI-FI AND NETWORK SERVICES PVT LTD.	0	52	52
1021	Froze Communications Pvt. Ltd.	0	51	51
1022	GIGA NET BROADBAND (OPC) PRIVATE LIMITED	0	51	51
1023	BRIZZ BROADBAND PRIVATE LIMITED	0	50	50
1024	CLOUDLASERS TELECOM PRIVATE LIMITED	0	50	50
1025	Nextra Teleservices Pvt. Ltd.	0	48	48
1026	Tiruppur Broadwave Pvt. Ltd.	0	48	48
1027	A M Broadband Pvt.Ltd	0	47	47
1028	BRIGHTNET INTERNET SOLUTIONS (OPC) PRIVATE LIMITED	0	47	47
1029	Fibernet Solutions (OPC) Pvt. Ltd.	0	47	47
1030	GIGANETWORK INFO PRIVATE LIMITED	0	47	47
1031	ZITA TELECOM PRIVATE LIMITED	0	47	47
1032	Gigalo Communication Pvt Ltd	9	37	46
1033	MAXWEB MULTIMEDIA PRIVATE LIMITED	0	46	46
1034	NM Paribas Private Limited	0	46	46
1035	VIVA Communications Pvt Ltd	0	46	46

S.N.	Name of Service Provider	Narrowband	Broadband	Total
1036	Creative BroadbandServices Pvt. Ltd	0	45	45
1037	Fastx Broadband Pvt. Ltd.	0	45	45
1038	GENX BROADBAND SERVICES PRIVATE LIMITED	0	45	45
1039	HAPPY BYTES BROADBAND (OPC) PRIVATE LIMITED	0	45	45
1040	PADMESH BROADBAND PRIVATE LIMITED	0	45	45
1041	SPEEDNET247 SOLUTIONS PRIVATE LIMITED	0	45	45
1042	MARUTI INTERACTIVE NETWORK PRIVATE LIMITED	0	44	44
1043	Quantasoul Airollogix Pvt. Ltd.	0	43	43
1044	GENIUS NETWORK PRIVATE LIMITED	0	42	42
1045	KUNAL SPEEDNET SOLUTIONS Pvt. LTD	0	42	42
1046	Ziptel IT Solutions Pvt. Ltd.	26	15	41
1047	Elyzium Globenet Pvt. Ltd.	0	40	40
1048	Jmohit Cable Vision Pvt. Ltd.	0	40	40
1049	OCTEL INFONET PRIVATE LIMITED	0	40	40
1050	SYS NETMAGIC PVT.LTD	40	0	40
1051	Comtel Services Pvt. Ltd.	0	38	38
1052	J AND D COMMUNICATIONS PRIVATE LIMITED	0	38	38
1053	INTRO TELECOM Pvt Ltd.	0	37	37
1054	LECTO TECH BROADBAND PRIVATE LIMITED	0	37	37
1055	SHREE BALAJI WIFI PVT LTD	0	37	37
1056	JKM DIGITAL SERVICES (OPC) PVT LTD	0	36	36
1057	R.P. World Telecom Pvt. Ltd.	0	36	36
1058	ANSH NET SOL PRIVATE LIMITED	0	35	35
1059	FASTHOOK NETWORKS PVT LTD	0	35	35
1060	KHETAN TELECOMMUNICATIONS PRIVATE LIMITED	0	35	35
1061	RISING INTERNET PRIVATE LIMITED	0	35	35
1062	CABLECOM NETWORK PRIVATE LIMITED	0	34	34
1063	Priveka Web Services Pvt. Ltd.	0	34	34
1064	Tarantula WebNetworks Pvt. Ltd.	0	34	34
1065	Speedobits Internet Private Limited	0	33	33
1066	FASTTECH NET PRIVATE LIMITED	0	31	31
1067	Kutch Telelink Pvt. Ltd.	0	31	31
1068	AMIGOS BROADBAND PVT LTD	5	25	30
1069	Doonbroadband Pvt. Ltd.	0	30	30

S.N.	Name of Service Provider	Narrowband	Broadband	Total
1070	KORD BROADBAND SERVICES PRIVATE LIMITED	0	29	29
1071	Streamax Broadband Services Pvt. Ltd	0	29	29
1072	HELM CONSULTANTS PVT LTD	28	0	28
1073	SASH Broadband Private Limited	0	28	28
1074	Skynet Zone Wifi Services (P) Ltd.	0	28	28
1075	Unified Voice Communication Pvt. Ltd.	0	27	27
1076	WE INTERNET LIMITED	0	27	27
1077	BUDANTA NETWORKS PRIVATE LIMITED	0	26	26
1078	DENSIS ONLINE PVT LTD	0	26	26
1079	EASTERN SERVICES NETWORK PRIVATE LIMITED	13	13	26
1080	Nelco Ltd.	21	5	26
1081	Spacetrade Internet Pvt Ltd	0	26	26
1082	Edge Telecommunications Pvt. Ltd.	25	0	25
1083	SAMVAD TELECOM	19	6	25
1084	SHRAVI COMMUNICATION PVT LTD	0	25	25
1085	Sudhana Telecommunication Pvt Ltd.	0	25	25
1086	TREELINK NETWORK PVT LTD	0	25	25
1087	AVD INFOCOM PRIVATE LIMITED	0	24	24
1088	CL INTERNET SERVICE PRIVATE LIMITED	0	24	24
1089	EASTERN SERVICES NETWORK PRIVATE LIMITED	0	24	24
1090	Play Bunch Entertainment Pvt Ltd	0	24	24
1091	ST BROADBAND CABLE SERVICE PRIVATE LIMITED	24	0	24
1092	Pacific Internet India Pvt. Ltd.	0	23	23
1093	Praveen Telecom Pvt. Ltd.	0	23	23
1094	Saagars Channel Pvt. Ltd.	0	23	23
1095	Airlink Teleservices Private Limited	0	22	22
1096	IndrayaniCommunication Pvt. Ltd	0	22	22
1097	LIVE FIBERNET SERVICE PRIVATE LIMITED	0	22	22
1098	Smartware Technologies Pvt. Ltd.	0	22	22
1099	AISN INTERNET SERVICE PRIVATE LIMITED	0	21	21
1100	Pintwire Infomatics Pvt. Ltd.	0	21	21
1101	FURIOUSPEED PRIVATE LIMITED	0	20	20
1102	Aerocast Networks Pvt Ltd.	0	18	18
1103	KARNET COMMUNICATIONS LIMITED	0	18	18
1104	Rita Infocom Pvt. Ltd.	0	18	18
1105	Sun Broadband and Data Services PVT. LTD.	0	18	18

S.N.	Name of Service Provider	Narrowband	Broadband	Total
1106	FUTURE INTERNET PRIVATE LIMITED	0	17	17
1107	ERNET India	0	17	17
1108	TELESECURE COMMUNICATIONS PRIVATE LIMITED	0	17	17
1109	Ultrawave Internet Access Pvt. Ltd.	0	17	17
1110	WORLDSKY ONLINE PRIVATE LIMITED	0	17	17
1111	VR INTERNET PRIVATE LIMITED	0	16	16
1112	Hienet Internet Services Pvt. Ltd.	0	16	16
1113	Mpr Infonet Systems Private Limited	0	16	16
1114	SPACE INTERNET PRIVATE LIMITED	0	16	16
1115	Microtel Internet Network Pvt. Ltd.	0	15	15
1116	NP-GOLDNET PRIVATE LIMITED	0	15	15
1117	Saraswati Internet Solution Pvt Ltd	0	15	15
1118	DIGITAL OXYGEN PRIVATE LIMITED	0	14	14
1119	Haze Internet Services Private Limited	0	14	14
1120	JARIMARI PRIVATE LIMITED	0	14	14
1121	Marutham Networks Pvt. Ltd.	0	14	14
1122	NETVIGATOR BROADBAND PVT LTD	0	14	14
1123	SAI LEELA'S INTERNET SERVICE PVT. LTD.	0	14	14
1124	SPEEDPULSE DIGITAL NETWORK PRIVATE LIMITED	0	14	14
1125	Chaitali Communications (OPC) Pvt.Ltd	0	13	13
1126	Jet Netcom Broadband Pvt. Ltd.	0	13	13
1127	PALGHAR NETWORK PRIVATE LIMITED	0	13	13
1128	MILAN MULTISERVICES PRIVATE LIMITED	0	12	12
1129	Orbitedge Broadband Private Limited	0	12	12
1130	TLN COMMUNICATION PRIVATE LIMITED	0	12	12
1131	WAY 2 INTERNET Pvt Ltd.	0	12	12
1132	ANGROW NETCOMM PRIVATE LIMITED	0	11	11
1133	SB LINK INFOSERVE PRIVATE LIMITED	0	11	11
1134	10G TELECOM PVT LTD	0	10	10
1135	BHAVESH CABLE AND INTERNET SERVICES PRIVATE LIMITED	0	10	10
1136	GPX India Services Pvt. Ltd.	0	10	10
1137	K-ANANDRAJ INET SOLUTIONS PVT LTD	10	0	10
1138	Mesh Infranet Pvt. Ltd.	0	10	10
1139	Speed WiFi Pvt. Ltd.	0	10	10
1140	Upnet Communications Pvt. Ltd.	0	10	10
1141	Ceralink Communication Pvt Ltd	9	0	9
1142	EXPRESSWIRE PRIVATE LIMITED	0	9	9



S.N.	Name of Service Provider	Narrowband	Broadband	Total
1143	QUICKNET COMMUNICATIONS PRIVATE LIMITED	0	9	9
1144	WORLD PHONE INTERNET SERVICES PVT LTD	0	9	9
1145	CELESTIAL LINK PRIVATE LIMITED	0	8	8
1146	GOLCON TECHNOLOGIES PRIVATE LIMITED	0	8	8
1147	HELLO NETWORK SERVICE Pvt Ltd.	0	8	8
1148	Tatanet Services Ltd	0	8	8
1149	Uttradoon Networks Pvt. Ltd.	0	8	8
1150	CIFY IT Services Pvt. Ltd.	0	7	7
1151	BRAVISHMAH INFOTECH PRIVATE LIMITED	0	6	6
1152	DYSINT NETWORKS PRIVATE LIMITED	0	6	6
1153	Fibmesh IN Limited	0	6	6
1154	Hybrid Hash Pvt. Ltd.	0	6	6
1155	Kartik Network Pvt. Ltd.	0	6	6
1156	V-CON Mobile & Infra private limited	0	6	6
1157	YOTTA NETWORK SERVICES PRIVATE LIMITED	0	6	6
1158	Aristo Telenet Pvt Ltd	0	5	5
1159	Blueline ISP Pvt. Ltd	0	5	5
1160	WAYAR NETWORK PRIVATE LIMITED	0	5	5
1161	ZAPTIC PRIVATE LIMITED	0	5	5
1162	Mount Edge Digital Services Pvt Ltd	4	0	4
1163	Passcom System and Services Pvt. Ltd.	0	4	4
1164	SAMAIRA INFOTECH PVT. LTD.	0	4	4
1165	UBERCORE DATA LABS PVT LTD	0	4	4
1166	AGILE NETLINK PRIVATE LIMITED	0	3	3
1167	Critel Technologies Pvt. Ltd.	0	3	3
1168	DISHAWAVES INFOTECH PRIVATE LIMITED	0	3	3
1169	METICULOUS NETWORKS PRIVATE LIMITED	0	3	3
1170	MRKR COMMUNICATIONS PRIVATE LIMITED	0	3	3
1171	SOFTNET NETWORK PVT LTD	0	3	3
1172	A TO Z INFOLINK PVT. LTD.	0	2	2
1173	ACTIVELINK NETWORK PVT. LTD.	2	0	2
1174	Airnat IT Solutions Pvt. Ltd.	0	2	2
1175	AMITEL INDIA PVT LTD	0	2	2
1176	Cloudcast Digital Ltd.	0	2	2
1177	GEGA BROADBAND SOLUTION PRIVATE LIMITED	0	2	2



<b>S.N.</b>	<b>Name of Service Provider</b>	<b>Narrowband</b>	<b>Broadband</b>	<b>Total</b>
1178	Isyan Communication Pvt. Ltd	0	2	2
1179	L & T NETWORK SERVICES PRIVATE LIMITED	0	2	2
1180	Red Fiber Telecom Pvt Ltd	0	2	2
1181	Sabse Internet Service Provider Pvt. Ltd.	0	2	2
1182	Sai Technix Pvt Ltd	0	2	2
1183	TIMMI MULTIMEDIA PRIVATE LIMITED	0	2	2
1184	Winet Infratel Pvt. Ltd.	0	2	2
1185	B PRIMO INTERNET SERVICES PVT LTD	0	1	1
1186	BHUMITAT ISP PRIVATE LIMITED	0	1	1
1187	BLUELINE BROADBAND PRIVATE LTD	1	0	1
1188	ESTO MEDIA PRIVATE LIMITED	0	1	1
1189	FLYFAST CONNECTIONS Pvt. LTD	0	1	1
1190	MINDAGE BROADCASTING Pvt. LTD	0	1	1
1191	Nuozen Telecom Pvt. Ltd.	0	1	1
1192	Sahiba Silk Mills Pvt. Ltd.	0	1	1
1193	SHYAM DATA & VOICE SERVICES PVT LTD	0	1	1
1194	VERIZONE BROADBAND SERVICES PRIVATE LIMITED	0	1	1
	<b>Total</b>	<b>30337830</b>	<b>924065542</b>	<b>954403372</b>
	<b>Total (In Million)</b>	<b>30.338</b>	<b>924.066</b>	<b>954.403</b>

\*The information is compiled based on the reports being received from the Internet Service Providers

### Annexure 1.6: State/UT-wise Public Wi-Fi Hotspots as on 31.03.2024

S.No.	State/UT	Sum of Number of Public Wi-Fi Hotspots	Sum of Number of Access Points	Sum of Number of unique Wi-Fi Users	Sum of Aggregate Data Consumed (GB)
1	Andhra Pradesh	3870	6943	241369	139546
2	Arunachal Pradesh	484	1024	1039	4232
3	Assam	787	1719	137785	96834
4	Bihar	31110	33049	762480	502801
5	Chattisgarh	4586	10756	99269	73680
6	Goa	159	581	13318	12243
7	Gujarat	6837	14332	331775	281596
8	Haryana	6584	9914	136207	66306
9	Himachal Pradesh	1117	2247	11117	8361
10	Jharkhand	2940	5914	240481	178798
11	Karnataka	8549	26474	211408	130609
12	Kerala	3955	8184	426600	204059
13	Madhya Pradesh	14861	26789	393470	232420
14	Maharashtra incl. Mumbai	17614	39191	1442451	574354
15	Manipur	74	252	438	282
16	Meghalaya	179	495	3136	26454
17	Mizoram	35	121	371	2638
18	Nagaland	81	262	5121	3495
19	Odisha	3615	5730	185103	122463
20	Punjab	9611	11652	90698	51960
21	Rajasthan	2662	7991	298268	182386
22	Sikkim	47	334	1439	702
23	Tamil Nadu incl. Chennai	2080	7382	235946	154662
24	Telangana	5964	14619	181300	115395
25	Tripura	717	833	21582	14804
26	Uttar Pradesh (UPE+UPW)	28699	114848	679540	457577
27	Uttarakhand	1668	5000	34431	55379
28	West Bengal incl. Kolkata	3780	12063	715250	355139
<b>Union territories</b>					
29	Andaman & Nicobar Islands	46	134	85	137
30	Chandigarh	88	761	3770	1845
31	Dadar & Nagar Haweli & Daman & Diu	41	41	0	0
32	Delhi	685	11526	155180	49489
33	Jammu & Kashmir	1519	3235	39421	9353
34	Ladakh	0	0	0	0
35	Lakshdweep	0	0	0	0
36	Puduchery	103	687	1044	1451
	<b>Total</b>	<b>165147</b>	<b>385083</b>	<b>7100892</b>	<b>4111451</b>

**Annexure 1.7: List of Service Providers which reported IP Telephony Minutes for Q.E. March-24**

<b>S. No.</b>	<b>Name of Service Providers reported IP Telephony Minutes as on 31<sup>st</sup> March 2024</b>
1	Alliance Broadband Services Pvt. Ltd.
2	Novanet Ltd.
3	Viva Communications Pvt. Ltd.
4	Weco Infotech Pvt. Ltd.
5	Shyam Spectra Private Limited.
6	delDSL Internet Pvt Ltd
7	Pulse Telesystems Pvt. Ltd.
8	Sify Technologies Ltd.
9	Tata Communications Limited
10	Trikon Electronics Pvt. Ltd.
11	World Phone Internet Services Pvt. Ltd.
12	Skyfall Voice Communications Pvt. Ltd.
13	Warmconnect Internet Services Pvt. Ltd.
14	Reticule Infotech Pvt. Ltd.

### Annexure 1.8: Service Area wise PMRTS subscriber Base

Annexure 1.8: Service Area wise PMRTS subscriber Base					
S.No.	DOT Licensed Service Area	Area Served	Service Provider	Subscriber Base	
				31.12.2023	31.03.2024
1	Andhra Pradesh	Hyderabad	Arya Omnitalk Radio Trunking Services Pvt.Ltd.	2,703	2,547
			QuickCall	1,100	1,136
		Visakhapatnam	Arya Omnitalk Radio Trunking Services Pvt.Ltd.	4,036	4,041
<b>Total</b>				<b>7,839</b>	<b>7,724</b>
2	Delhi	Delhi	Arya Omnitalk Radio Trunking Services Pvt.Ltd.	6,656	6,324
			Procall Ltd.	3,974	3,897
		<b>Total</b>			
3	Gujarat	Ahmedabad	Arya Omnitalk Radio Trunking Services Pvt.Ltd.	1,167	1,227
		Amrela	Inative Networks Pvt. Ltd.	-	-
		Bharuch	Arya Omnitalk Radio Trunking Services Pvt.Ltd.	1,643	1,664
			Inative Networks Pvt. Ltd.	-	-
		Dahej	Arya Omnitalk Radio Trunking Services Pvt.Ltd.	1,755	1,795
		Jamnagar	Inative Networks Pvt. Ltd.	360	360
		Kutch	Inative Networks Pvt. Ltd.	205	205
		Surat	Arya Omnitalk Radio Trunking Services Pvt.Ltd.	2,111	2,091
			Inative Networks Pvt. Ltd.	895	895
		Vadodara	Arya Omnitalk Radio Trunking Services Pvt.Ltd.	1,779	1,746
Inative Networks Pvt. Ltd.	360		360		
<b>Total</b>				<b>10,275</b>	<b>10,343</b>
4	Karnataka	Bangalore	Arya Omnitalk Radio Trunking Services Pvt.Ltd.	7,509	7,421
			QuickCall	475	472
		<b>Total</b>			
5	Kerala	Ernakulam	Arya Omnitalk Radio Trunking Services Pvt.Ltd.	1,033	1,108
		Kerala	Wiwanet Solutions Pvt. Ltd	1,146	1,146
		<b>Total</b>			
6	Kolkata	Kolkata	Arya Omnitalk Radio Trunking Services Pvt.Ltd.	<b>1,572</b>	<b>1,595</b>
7	Madhya Pradesh	Indore	Arya Omnitalk Radio Trunking Services Pvt.Ltd.	<b>1,860</b>	<b>1,915</b>
8	Maharashtra	Khandala	Arya Omnitalk Radio Trunking Services Pvt.Ltd.	506	535
		Pune	Arya Omnitalk Radio Trunking Services Pvt.Ltd.	1,731	1,703
			Smartalk Pvt Ltd.	607	598
<b>Total</b>				<b>2,844</b>	<b>2,836</b>
9	Mumbai	Mumbai	Airtalk Solutions & Services Pvt. Ltd.	1,215	1,310
			Arya Omnitalk Radio Trunking Services Pvt.Ltd.	9,060	9,133
			Bhilwara Telenet Services Pvt.Ltd.	849	823
			Smartalk Pvt Ltd.	805	805
<b>Total</b>				<b>11,929</b>	<b>12,071</b>
10	Rajasthan	Jaipur	Arya Omnitalk Radio Trunking Services Pvt.Ltd.	889	911
			Procall Ltd.	463	423
		<b>Total</b>			
11	Tamil Nadu	Chennai	Arya Omnitalk Radio Trunking Services Pvt.Ltd.	7,311	7,320
			QuickCall	374	374
		<b>Total</b>			
<b>Grand Total</b>				<b>66,149</b>	<b>65,880</b>

**Annexure 2.1: Wireless Revenue Service - Service Area wise Statistics for  
QE Mar, 2024**

**Key parameters for service areas of category-A**

Service Area	% of pre-paid in total subscribers	ARPU (Rs. per month)	Total usage (from & outside HSA) per subscriber per month			
			Outgoing SMS	Outgoing MOU	Incoming MOU	Total MOU
AP	92.85%	182	10	477	472	950
Gujarat	92.97%	162	13	415	405	820
Karnataka	88.42%	178	13	486	481	968
MH	94.04%	167	12	426	421	847
TN (incl. Chennai)	90.16%	179	9	445	445	889

**Key parameters for service areas of category-B**

Service Area	% of pre-paid in total Subscribers	ARPU (Rs. per month)	Total usage (from & outside HSA) per subscriber per month			
			Outgoing SMS	Outgoing MOU	Incoming MOU	Total MOU
Haryana	89.28%	131	7	432	436	868
Kerala	95.42%	166	5	334	339	673
MP	95.21%	144	13	489	486	975
Punjab	93.44%	161	8	419	411	830
Rajasthan	95.66%	153	9	476	479	954
UP(E)	96.22%	122	11	619	630	1248
UP(W)	96.16%	138	10	495	503	998
WB	97.67%	148	13	546	551	1097

**Key parameters for service areas of category-C**

Service Area	% of pre-paid in total subscribers	ARPU (Rs. per month)	Total usage (from & outside HSA) per subscriber per month			
			Outgoing SMS	Outgoing MOU	Incoming MOU	Total MOU
Assam	95.02%	158	21	564	573	1137
Bihar	95.49%	133	10	670	692	1362
HP	96.79%	175	9	498	495	993
J&K	39.76%	181	22	612	593	1205
NE	97.32%	176	23	510	518	1028
Odisha	95.92%	150	16	600	612	1212

**Key parameters for service areas of category-Metro**

Service Area	% of pre-paid in total subscribers	ARPU (Rs. per month)	Total usage (from & outside HSA) per subscriber per month			
			Outgoing SMS	Outgoing MOU	Incoming MOU	Total MOU
Kolkata	92.65%	119	9	423	418	841
Delhi	77.55%	144	8	471	446	917
Mumbai	79.93%	152	8	430	388	818

## Annexure 4.1: Performance of QoS Parameters for Cellular Mobile Service

LSA Name	TSP Name	Network Related Parameters										Customer Service Quality Parameters									
		Network Availability		Connection Establishment		Connection Maintenance (Retainability)				POI	Metering and Billing				Response time to the		Termination / closure of				
		BS Accumulated down-time (not available for service) (%age)	Worst affected BSs due to down-time (%age)	Call Set-up Success Rate and Session Establishment Success Rate for Circuit Switched Voice or VoLTE as applicable	SDCCH/ Paging Channel Congestion/ RRC Congestion (%age)	TCH, RAB and E-RAB Congestion (%age)	Network QoS DCR Spatial Distribution Measure [Network_QSD(90,90)]	Network QoS DCR Temporal Distribution Measure [Network_QTD(90,90)]	Connections with good voice quality, Circuit Switched Voice Quality and VoLTE quality	Down Link (DL) Packet Drop Rate or DL-PDR	Up Link (UL) Packet Drop Rate or UL-PDR	Point of interconnection (POI) Congestion (on individual POI) - No. of POIs not meeting the benchmark	Metering and billing credibility - post paid	Metering and billing credibility - pre paid	Resolution of billing/ charging complaints- within 4 weeks	Resolution of billing/ charging complaints- within 6 weeks	Period of applying credit/ waiver/ adjustment to customer's account from the date of resolution of complaints	Accessibility of call center/ customer care	Percentage of calls answered by the operators (voice to voice) within ninety seconds	Termination / Closure of service	Time taken for refund of deposits after closures
≤2%	≤2%	≥95%	≤1%	≤2%	≤2%	≤3%	≥95%	≤2%	≤2%	≤0.5	≤0.1%	≤0.1%	98% within 4 weeks	100% within 6 weeks	100% within 1 week of resolution of complaint	≥95%	≥95%	≤ 7 days	100% within 60 days		
Andhra Pradesh	AIRTEL	0.07%	0.30%	99.43%	0.54%	0.34%	0.79%	1.08%	96.51%	0.16%	0.15%	0	0.02%	0.00%	100.00%	100.00%	100.00%	100.00%	97.63%	100.00%	100.00%
	BSNL	0.82%	1.72%	98.94%	0.77%	0.56%	1.39%	1.80%	97.87%	0.08%	0.27%	0	0.00%	0.00%	100.00%	100.00%	100.00%	97.06%	95.67%	100.00%	100.00%
	RJIL	0.02%	0.03%	99.64%	0.04%	0.00%	0.19%	0.30%	99.75%	0.00%	0.10%	0	0.00%	0.00%	100.00%	100.00%	100.00%	98.84%	99.35%	100.00%	100.00%
Assam	VIL	0.06%	0.49%	99.33%	0.31%	0.30%	1.56%	2.17%	98.02%	0.01%	0.18%	0	0.00%	0.00%	100.00%	100.00%	100.00%	99.35%	99.99%	100.00%	100.00%
	AIRTEL	0.22%	1.02%	99.20%	0.24%	0.47%	1.79%	2.20%	96.57%	0.19%	0.22%	0	0.03%	0.00%	100.00%	100.00%	100.00%	100.00%	98.19%	100.00%	100.00%
	BSNL	1.87%	0.53%	98.63%	0.78%	1.82%	1.93%	2.12%	98.43%	1.72%	1.78%	0	0.02%	0.00%	100.00%	100.00%	100.00%	97.04%	99.36%	100.00%	100.00%
	RJIL	0.19%	0.69%	99.72%	0.01%	0.00%	0.34%	0.45%	99.66%	0.00%	0.09%	0	0.00%	0.00%	100.00%	100.00%	100.00%	98.87%	98.87%	100.00%	100.00%
Bihar	VIL	0.59%	1.51%	99.41%	0.30%	0.57%	1.79%	2.79%	98.22%	0.07%	0.09%	0	0.00%	0.00%	100.00%	100.00%	100.00%	99.23%	99.93%	100.00%	100.00%
	AIRTEL	0.09%	0.02%	98.25%	0.02%	0.67%	1.48%	1.58%	97.03%	0.28%	0.00%	0	0.03%	0.00%	100.00%	100.00%	100.00%	100.00%	97.81%	100.00%	100.00%
	BSNL	1.93%	0.63%	96.60%	0.29%	0.30%	1.75%	2.17%	98.00%	0.00%	0.00%	0	0.00%	0.00%	100.00%	100.00%	100.00%	100.00%	100.00%	100.00%	100.00%
	RJIL	0.07%	0.17%	99.59%	0.01%	0.00%	0.30%	0.42%	99.64%	0.00%	0.10%	0	0.00%	0.00%	100.00%	100.00%	100.00%	99.03%	98.37%	100.00%	100.00%
Delhi	VIL	0.13%	1.71%	99.94%	0.08%	0.07%	1.67%	2.17%	98.99%	0.01%	0.05%	0	0.00%	0.00%	100.00%	100.00%	100.00%	98.05%	99.95%	100.00%	100.00%
	AIRTEL	0.20%	1.88%	99.49%	0.14%	0.18%	1.67%	1.98%	95.02%	0.33%	0.22%	0	0.03%	0.00%	100.00%	100.00%	100.00%	100.00%	98.73%	100.00%	100.00%
	MTNL	0.06%	0.34%	97.46%	0.28%	0.85%	1.17%	1.36%	98.43%	NA	NA	0	0.00%	0.00%	100.00%	100.00%	100.00%	99.99%	98.76%	100.00%	100.00%
	RJIL	0.07%	0.18%	99.58%	0.02%	0.00%	0.23%	0.39%	99.47%	0.00%	0.14%	0	0.00%	0.00%	100.00%	100.00%	100.00%	98.44%	99.00%	100.00%	100.00%
Gujarat	VIL	0.05%	0.16%	99.84%	0.06%	0.15%	1.49%	2.04%	99.46%	0.11%	0.22%	0	0.00%	0.00%	100.00%	100.00%	100.00%	99.90%	99.93%	100.00%	100.00%
	AIRTEL	0.06%	0.16%	99.51%	0.14%	0.18%	1.06%	2.02%	96.51%	0.10%	0.18%	0	0.02%	0.00%	100.00%	100.00%	100.00%	100.00%	97.86%	100.00%	100.00%
	BSNL	0.32%	0.42%	98.19%	0.12%	0.48%	1.39%	1.99%	98.50%	0.11%	0.17%	0	0.00%	0.00%	100.00%	100.00%	100.00%	99.34%	95.32%	100.00%	100.00%
	RJIL	0.07%	0.16%	99.67%	0.01%	0.00%	0.12%	0.21%	99.75%	0.00%	0.08%	0	0.00%	0.00%	100.00%	100.00%	100.00%	99.13%	99.06%	100.00%	100.00%
Haryana	VIL	0.05%	0.17%	99.60%	0.12%	0.32%	1.60%	1.93%	97.27%	0.13%	0.17%	0	0.00%	0.00%	100.00%	100.00%	100.00%	98.91%	99.95%	100.00%	100.00%
	AIRTEL	0.11%	0.82%	99.67%	0.08%	0.10%	1.48%	1.79%	95.30%	0.15%	0.14%	0	0.01%	0.00%	100.00%	100.00%	100.00%	100.00%	98.41%	100.00%	100.00%
	BSNL	0.81%	0.31%	99.23%	0.21%	0.44%	1.46%	1.63%	96.67%	0.13%	0.43%	0	0.01%	0.00%	100.00%	100.00%	100.00%	96.69%	99.93%	100.00%	100.00%
	RJIL	0.09%	0.40%	99.65%	0.01%	0.00%	0.47%	0.85%	99.68%	0.00%	0.10%	0	0.00%	0.00%	100.00%	100.00%	100.00%	96.87%	99.34%	100.00%	100.00%
Himachal Pradesh	VIL	0.07%	0.30%	99.61%	0.66%	0.39%	1.85%	2.86%	97.70%	0.08%	0.11%	0	0.01%	0.00%	100.00%	100.00%	100.00%	99.58%	99.86%	100.00%	100.00%
	AIRTEL	0.21%	1.84%	99.79%	0.18%	0.16%	0.96%	1.18%	95.55%	0.18%	0.13%	0	0.03%	0.00%	100.00%	100.00%	100.00%	100.00%	98.16%	100.00%	100.00%
	BSNL	1.61%	0.37%	97.67%	0.70%	1.25%	1.92%	1.98%	98.73%	0.00%	0.00%	0	0.01%	0.00%	100.00%	100.00%	100.00%	98.67%	96.41%	100.00%	100.00%
	RJIL	0.16%	0.58%	99.60%	0.02%	0.00%	0.13%	0.29%	99.76%	0.00%	0.06%	0	0.00%	0.00%	100.00%	100.00%	100.00%	97.05%	98.66%	100.00%	100.00%
Jammu & Kashmir	VIL	0.19%	0.56%	99.23%	0.46%	0.44%	1.49%	2.04%	96.69%	0.15%	0.20%	0	0.00%	0.00%	100.00%	100.00%	100.00%	99.88%	99.93%	100.00%	100.00%
	AIRTEL	0.24%	1.50%	99.71%	0.05%	0.06%	0.50%	0.85%	97.45%	0.16%	0.14%	0	0.00%	0.00%	100.00%	100.00%	100.00%	100.00%	97.91%	100.00%	100.00%
	BSNL	1.92%	0.60%	98.41%	0.74%	1.22%	1.66%	1.96%	96.51%	0.01%	0.02%	0	0.00%	0.00%	100.00%	100.00%	100.00%	97.41%	99.93%	100.00%	100.00%
	RJIL	0.15%	0.50%	99.69%	0.00%	0.00%	0.03%	0.26%	99.81%	0.00%	0.06%	0	0.00%	0.00%	100.00%	100.00%	100.00%	97.18%	99.73%	100.00%	100.00%
VIL	0.45%	1.94%	99.34%	0.30%	0.41%	1.45%	1.91%	98.25%	0.20%	0.16%	0	0.00%	0.00%	100.00%	100.00%	100.00%	99.89%	99.97%	100.00%	100.00%	

## Annexure 4.1 (Contd.)

Karnataka	AIRTEL	0.04%	0.16%	99.65%	0.26%	0.21%	0.72%	1.06%	96.04%	0.17%	0.21%	0	0.03%	0.00%	100.00%	100.00%	100.00%	100.00%	97.80%	100.00%	100.00%
	BSNL	1.43%	0.60%	98.66%	0.65%	0.29%	1.47%	1.56%	98.07%	1.24%	1.03%	0	0.00%	0.00%	99.75%	100.00%	100.00%	100.00%	96.51%	95.84%	100.00%
	RJIL	0.04%	0.09%	99.66%	0.04%	0.00%	0.15%	0.28%	99.76%	0.00%	0.09%	0	0.00%	0.00%	100.00%	100.00%	100.00%	100.00%	99.24%	99.25%	100.00%
Kerala	VIL	0.09%	0.36%	99.28%	0.69%	0.69%	1.89%	2.38%	98.99%	0.07%	0.17%	0	0.00%	0.00%	100.00%	100.00%	100.00%	100.00%	98.66%	99.97%	100.00%
	AIRTEL	0.06%	0.03%	99.70%	0.30%	0.43%	1.18%	1.92%	97.04%	0.14%	0.52%	0	0.02%	0.00%	100.00%	100.00%	100.00%	100.00%	97.56%	100.00%	100.00%
	BSNL	0.38%	0.28%	99.00%	0.22%	0.39%	1.79%	2.13%	98.69%	0.05%	0.19%	0	0.00%	0.01%	100.00%	100.00%	100.00%	97.30%	<b>93.80%</b>	100.00%	100.00%
Kolkata	RJIL	0.02%	0.02%	99.73%	0.03%	0.00%	0.09%	0.49%	99.64%	0.00%	0.07%	0	0.00%	0.00%	100.00%	100.00%	100.00%	100.00%	98.91%	98.30%	100.00%
	VIL	0.04%	0.00%	99.78%	0.34%	0.22%	0.43%	0.62%	98.73%	0.05%	0.12%	0	0.01%	0.00%	100.00%	100.00%	100.00%	100.00%	99.25%	99.89%	100.00%
	AIRTEL	0.08%	0.00%	99.79%	0.28%	0.32%	1.07%	2.04%	96.61%	0.11%	0.22%	0	0.03%	0.00%	100.00%	100.00%	100.00%	100.00%	95.87%	100.00%	100.00%
Madhya Pradesh	BSNL	0.16%	0.49%	98.93%	0.08%	0.15%	1.48%	1.64%	97.03%	0.07%	0.26%	0	0.00%	0.01%	99.00%	100.00%	100.00%	100.00%	97.73%	97.74%	100.00%
	RJIL	0.01%	0.02%	99.71%	0.01%	0.00%	0.06%	0.20%	99.83%	0.00%	0.06%	0	0.00%	0.00%	100.00%	100.00%	100.00%	100.00%	99.23%	98.94%	100.00%
	VIL	0.06%	0.22%	99.85%	0.14%	0.15%	1.09%	1.53%	97.58%	0.09%	0.14%	0	0.02%	0.00%	100.00%	100.00%	100.00%	100.00%	99.85%	99.97%	100.00%
Maharashtra	AIRTEL	0.06%	0.14%	99.21%	0.17%	0.23%	1.63%	1.96%	96.97%	0.11%	0.19%	0	0.02%	0.00%	100.00%	100.00%	100.00%	100.00%	98.41%	100.00%	100.00%
	BSNL	1.20%	0.29%	98.11%	0.52%	0.98%	1.68%	1.98%	98.02%	0.00%	0.00%	0	0.00%	0.01%	100.00%	100.00%	100.00%	100.00%	98.75%	98.60%	100.00%
	RJIL	0.12%	0.43%	99.62%	0.01%	0.00%	0.30%	0.41%	99.57%	0.01%	0.10%	0	0.00%	0.00%	100.00%	100.00%	100.00%	100.00%	99.23%	99.10%	100.00%
Mumbai	VIL	0.08%	0.27%	98.92%	0.17%	0.66%	1.45%	1.80%	97.47%	0.24%	0.12%	0	0.02%	0.00%	100.00%	100.00%	100.00%	100.00%	99.84%	99.97%	100.00%
	AIRTEL	0.10%	0.36%	99.49%	0.24%	0.30%	1.35%	1.79%	97.01%	0.09%	0.15%	0	0.03%	0.00%	100.00%	100.00%	100.00%	100.00%	97.84%	100.00%	100.00%
	BSNL	1.56%	0.58%	97.73%	0.50%	0.60%	1.66%	2.00%	98.07%	0.10%	0.18%	0	0.02%	0.00%	100.00%	100.00%	100.00%	100.00%	98.24%	95.57%	100.00%
North East	RJIL	0.19%	0.71%	99.64%	0.01%	0.00%	0.24%	0.33%	99.68%	0.00%	0.11%	0	0.00%	0.00%	100.00%	100.00%	100.00%	100.00%	99.21%	99.28%	100.00%
	VIL	0.13%	0.23%	99.00%	0.53%	0.93%	1.60%	2.28%	97.54%	0.23%	0.11%	0	0.01%	0.00%	99.90%	100.00%	100.00%	100.00%	99.85%	99.97%	100.00%
	AIRTEL	0.19%	0.90%	99.40%	0.17%	0.22%	1.56%	2.12%	96.43%	0.19%	0.24%	0	0.03%	0.00%	100.00%	100.00%	100.00%	100.00%	98.16%	100.00%	100.00%
Odisha	MTNL	0.20%	1.50%	97.90%	0.30%	0.10%	1.85%	2.34%	98.00%	NA	NA	0	0.00%	0.00%	100.00%	100.00%	100.00%	100.00%	99.99%	100.00%	100.00%
	RJIL	0.15%	0.64%	99.62%	0.01%	0.00%	0.13%	0.27%	99.70%	0.00%	0.14%	0	0.00%	0.00%	100.00%	100.00%	100.00%	100.00%	99.20%	99.28%	100.00%
	VIL	0.05%	0.07%	99.75%	0.09%	0.25%	1.71%	2.38%	98.97%	0.15%	0.21%	0	0.02%	0.00%	100.00%	100.00%	100.00%	100.00%	99.02%	99.98%	100.00%
Punjab	AIRTEL	0.45%	0.89%	99.16%	0.24%	0.59%	1.30%	1.71%	98.58%	0.22%	0.21%	0	0.02%	0.00%	100.00%	100.00%	100.00%	100.00%	97.50%	100.00%	100.00%
	BSNL	1.92%	0.60%	96.30%	0.88%	1.69%	1.83%	1.93%	97.00%	0.00%	0.00%	0	0.05%	0.05%	100.00%	100.00%	100.00%	100.00%	96.00%	96.70%	100.00%
	RJIL	0.75%	1.22%	99.68%	0.00%	0.00%	0.47%	0.68%	99.57%	0.00%	0.11%	0	0.00%	0.00%	100.00%	100.00%	100.00%	100.00%	98.97%	99.02%	100.00%
Rajasthan	VIL	0.87%	1.45%	99.54%	0.49%	0.45%	1.86%	2.44%	98.07%	0.11%	0.12%	0	0.00%	0.00%	100.00%	100.00%	100.00%	100.00%	99.09%	99.97%	100.00%
	AIRTEL	0.09%	0.04%	99.02%	0.16%	0.30%	1.49%	1.62%	97.23%	0.10%	0.19%	0	0.02%	0.00%	100.00%	100.00%	100.00%	100.00%	96.49%	100.00%	100.00%
	BSNL	1.26%	0.66%	96.17%	0.71%	1.64%	1.94%	1.95%	96.40%	0.00%	0.00%	0	0.00%	0.00%	100.00%	100.00%	100.00%	100.00%	97.52%	97.19%	100.00%
Tamil Nadu	RJIL	0.10%	0.35%	99.62%	0.02%	0.00%	0.27%	0.39%	99.60%	0.00%	0.11%	0	0.00%	0.00%	100.00%	100.00%	100.00%	100.00%	98.82%	99.07%	100.00%
	VIL	0.17%	0.53%	99.89%	0.05%	0.10%	1.56%	2.17%	98.99%	0.01%	0.04%	0	0.01%	0.00%	100.00%	100.00%	100.00%	100.00%	98.19%	99.96%	100.00%
	AIRTEL	0.12%	1.02%	99.69%	0.13%	0.14%	1.54%	1.79%	95.62%	0.11%	0.25%	0	0.03%	0.00%	100.00%	100.00%	100.00%	100.00%	97.52%	97.94%	100.00%
Uttar Pradesh (East)	BSNL	0.56%	0.49%	98.68%	0.30%	0.26%	1.80%	2.13%	96.83%	0.00%	0.01%	0	0.00%	0.00%	100.00%	100.00%	100.00%	100.00%	96.35%	99.93%	100.00%
	RJIL	0.05%	0.10%	99.64%	0.01%	0.00%	0.08%	0.43%	99.78%	0.00%	0.07%	0	0.00%	0.00%	100.00%	100.00%	100.00%	100.00%	96.95%	98.83%	100.00%
	VIL	0.06%	0.32%	99.78%	0.41%	0.18%	0.35%	0.75%	99.36%	0.07%	0.25%	0	0.00%	0.00%	100.00%	100.00%	100.00%	100.00%	99.96%	99.96%	100.00%
Uttar Pradesh (West)	AIRTEL	0.60%	0.84%	99.33%	0.13%	0.32%	0.69%	1.06%	98.08%	0.17%	0.17%	0	0.03%	0.00%	100.00%	100.00%	100.00%	100.00%	98.45%	100.00%	100.00%
	BSNL	0.88%	0.63%	99.32%	0.79%	0.91%	1.53%	1.80%	98.59%	0.00%	0.00%	0	0.02%	0.01%	100.00%	100.00%	100.00%	100.00%	99.58%	96.41%	100.00%
	RJIL	0.05%	0.15%	99.69%	0.02%	0.00%	0.22%	0.35%	99.69%	0.00%	0.08%	0	0.00%	0.00%	100.00%	100.00%	100.00%	100.00%	98.13%	98.92%	100.00%
West Bengal	VIL	0.13%	1.85%	99.47%	0.29%	0.37%	1.96%	2.50%	97.38%	0.14%	0.22%	0	0.01%	0.00%	100.00%	100.00%	100.00%	100.00%	99.41%	99.93%	100.00%
	AIRTEL	0.10%	0.06%	99.43%	0.26%	0.22%	1.12%	1.60%	97.30%	0.18%	0.13%	0	0.02%	0.00%	100.00%	100.00%	100.00%	100.00%	<b>92.69%</b>	100.00%	100.00%
	BSNL	0.74%	0.53%	99.54%	0.26%	0.25%	1.79%	2.78%	98.29%	0.00%	0.00%	0	0.00%	0.00%	100.00%	100.00%	100.00%	100.00%	98.29%	<b>90.47%</b>	100.00%
Uttar Pradesh (West)	RJIL	0.06%	0.22%	99.70%	0.01%	0.00%	0.18%	0.39%	99.77%	0.00%	0.09%	0	0.00%	0.00%	100.00%	100.00%	100.00%	100.00%	99.00%	97.16%	100.00%
	VIL	0.20%	0.98%	99.32%	0.72%	0.67%	1.39%	1.89%	98.49%	0.07%	0.14%	0	0.02%	0.00%	100.00%	100.00%	100.00%	100.00%	99.56%	99.92%	100.00%
	AIRTEL	0.24%	1.35%	99.30%	0.42%	0.56%	1.30%	1.67%	95.18%	0.14%	0.22%	0	0.03%	0.00%	100.00%	100.00%	100.00%	100.00%	97.88%	100.00%	100.00%
Uttar Pradesh (West)	BSNL	1.27%	0.61%	99.26%	0.75%	0.18%	1.30%	2.00%	97.43%	0.00%	0.01%	0	0.00%	0.00%	100.00%	100.00%	100.00%	100.00%	96.17%	99.95%	100.00%
	RJIL	0.16%	0.73%	99.62%	0.01%	0.00%	0.42%	0.60%	99.66%	0.00%	0.10%	0	0.00%	0.00%	100.00%	100.00%	100.00%	100.00%	98.27%	98.81%	100.00%
	VIL	0.15%	0.51%	99.66%	0.14%	0.33%	1.68%	2.33%	97.12%	0.12%	0.23%	0	0.01%	0.00%	100.00%	100.00%	100.00%	100.00%	99.40%	99.96%	100.00%
West Bengal	AIRTEL	0.30%	1.43%	99.78%	0.26%	0.25%	1.46%	2.08%	95.42%	0.17%	0.13%	0	0.03%	0.00%	100.00%	100.00%	100.00%	100.00%	98.36%	100.00%	100.00%
	BSNL	1.87%	0.63%	97.33%	0.77%	1.29%	1.73%	1.98%	96.86%	0.01%	0.03%	0	0.00%	0.01%	100.00%	100.00%	100.00%	100.00%	97.87%	97.05%	100.00%
	RJIL	0.10%	0.41%	99.69%	0.02%	0.00%	0.29%	0.56%	99.72%	0.06%	0.08%	0	0.00%	0.00%	100.00%	100.00%	100.00%	100.00%	98.15%	98.67%	100.00%
West Bengal	VIL	0.09%	0.58%	99.50%	0.26%	0.49%	1.42%	2.27%	97.82%	0.08%	0.16%	0	0.01%	0.00%	100.00%	100.00%	100.00%	100.00%	99.01%	99.97%	100.00%
	AIRTEL	0.07%	0.44%	98.87%	0.28%	0.65%	1.82%	2.66%	96.44%	0.43%	0.53%	0	0.03%	0.00%	100.00%	100.00%	100.00%	100.00%	95.61%	100.00%	100.00%
	BSNL	0.52%	0.63%	95.56%	0.96%	1.64%	1.56%	1.80%	9												

## Annexure 4.2 : Performance of QoS Parameters for Basic (Wire-line) Service

LSA Name	TSP Name	Faults incidences (No. of faults/100 Subs/month)	Fault Repair					Mean Time to Repair (MTTR)	POI Point of Interconnecti on (POI) Congestion (No. of Pols not meeting benchmark)	Metering and Billing					Response time to the customer for assistance		Termination / closure of service	
			faults repaired by next working day - Urban	faults repaired within 5 days - Urban	faults repaired by next working day - Rural and hilly areas	faults repaired within 7 days - Rural and hilly areas				Metering and Billing Credibility - Postpaid	Metering and Billing Credibility - Prepaid	Resolution of billing/ charging/ validity complaints within 4 weeks	Resolution of billing/ charging/ validity complaints within 6 weeks	Period of applying credit/ waiver/ adjustment to customer's account from the date of resolution of complaints- within 1 week of resolution of complaint	Accessibility of call center/ customer care	Percentage of calls answered by the operators (voice to voice) within ninety seconds	Termination / Closure of service	Time taken for Refund of deposits after closures- within 60 days
			<= 7	>=85%	100%	>=75%	100%			< 10 Hrs	< 0.5%	< 0.1%	< 0.1%	98% within 4 weeks	100% within 6 weeks	100% within 1 week of resolution of complaint	>= 95%	>= 95%
Andhra Pradesh	AIRTEL	0.35	89.35%	100.00%	100.00%	100.00%	9.62	0	0.00%	0.00%	100.00%	100.00%	100.00%	100.00%	98.78%	100.00%	100.00%	
	APSFL	6	93.18%	100.00%	81.96%	100.00%	7.36	0	0.00%	0.00%	99.36%	100.00%	100.00%	98.56%	100.00%	100.00%	100.00%	
	BSNL	4	88.00%	100.00%	86.00%	100.00%	5	0	0.00%	0.00%	100.00%	100.00%	100.00%	95.93%	94.01%	100.00%	100.00%	
	RJIL	0	100.00%	100.00%	100.00%	100.00%	0	0	0.00%	0.00%	NA	NA	NA	97.60%	100.00%	100.00%	100.00%	
	TATA	1.9	91.18%	100.00%	100.00%	100.00%	4.09	0	0.00%	NA	100.00%	100.00%	100.00%	99.48%	98.40%	100.00%	100.00%	
Assam	VIL	0.06	100.00%	100.00%	NA	NA	1.15	0	NA	NA	NA	NA	NA	100.00%	100.00%	100.00%	NA	
	AIRTEL	0	100.00%	100.00%	100.00%	100.00%	0	0	0.00%	0.00%	100.00%	100.00%	100.00%	100.00%	100.00%	100.00%	100.00%	
	BSNL	4	90.00%	100.00%	84.00%	100.00%	4	0	0.00%	0.00%	100.00%	100.00%	100.00%	95.43%	95.43%	100.00%	100.00%	
	RJIL	0	100.00%	100.00%	100.00%	100.00%	0	0	0.00%	0.00%	NA	NA	NA	95.83%	100.00%	100.00%	100.00%	
	VIL	0.67	100.00%	100.00%	NA	NA	5.17	0	NA	NA	NA	NA	NA	100.00%	100.00%	NA	NA	
Bihar	AIRTEL	0.39	95.18%	100.00%	100.00%	100.00%	6.85	0	0.00%	0.00%	100.00%	100.00%	100.00%	100.00%	96.18%	100.00%	100.00%	
	BSNL	4	92.00%	100.00%	91.00%	100.00%	3	0	0.00%	0.00%	98.00%	100.00%	100.00%	92.74%	91.16%	100.00%	100.00%	
	RJIL	0	100.00%	100.00%	100.00%	100.00%	0	0	0.00%	0.00%	NA	NA	NA	97.37%	99.69%	100.00%	100.00%	
	TATA	0.13	100.00%	100.00%	100.00%	100.00%	0.95	0	0.00%	NA	100.00%	100.00%	100.00%	100.00%	100.00%	100.00%	100.00%	
	VIL	0.42	100.00%	100.00%	NA	NA	0.5	0	NA	NA	NA	NA	NA	100.00%	100.00%	NA	NA	
Delhi	AIRTEL	0.57	91.31%	100.00%	100.00%	100.00%	4.6	0	0.00%	0.00%	100.00%	100.00%	100.00%	100.00%	98.90%	100.00%	100.00%	
	MTNL	0.98	86.39%	99.85%	NA	NA	3.57	0	0.00%	NA	100.00%	100.00%	100.00%	99.99%	99.78%	100.00%	100.00%	
	RJIL	0	100.00%	100.00%	100.00%	100.00%	0	0	0.00%	0.00%	NA	NA	NA	96.70%	99.65%	100.00%	100.00%	
	TATA	0.88	95.08%	100.00%	100.00%	100.00%	3.43	0	0.00%	NA	100.00%	100.00%	100.00%	100.00%	100.00%	100.00%	100.00%	
	VIL	0.1	100.00%	100.00%	NA	NA	2.54	0	NA	NA	NA	NA	NA	100.00%	100.00%	100.00%	NA	
Gujarat	AIRTEL	0.17	87.21%	100.00%	100.00%	100.00%	8.71	0	0.00%	0.00%	100.00%	100.00%	100.00%	100.00%	99.00%	100.00%	100.00%	
	BSNL	4	96.00%	100.00%	88.00%	100.00%	4	0	0.00%	0.00%	98.00%	100.00%	100.00%	96.94%	95.63%	100.00%	100.00%	
	RJIL	0	100.00%	100.00%	100.00%	100.00%	0	0	0.00%	0.00%	NA	NA	NA	97.37%	100.00%	100.00%	100.00%	
	TATA	0.62	97.31%	100.00%	100.00%	100.00%	2.36	0	0.00%	NA	100.00%	100.00%	100.00%	98.92%	98.43%	100.00%	100.00%	
	VIL	0.06	100.00%	100.00%	NA	NA	1.11	0	NA	NA	NA	NA	NA	100.00%	100.00%	100.00%	NA	
Haryana	AIRTEL	0.35	92.46%	100.00%	100.00%	100.00%	7.64	0	0.00%	0.00%	100.00%	100.00%	100.00%	100.00%	98.58%	100.00%	100.00%	
	BSNL	4	89.00%	100.00%	85.00%	100.00%	5	0	0.01%	0.00%	100.00%	100.00%	100.00%	97.81%	96.87%	100.00%	100.00%	
	RJIL	0	100.00%	100.00%	100.00%	100.00%	0	0	0.00%	0.00%	NA	NA	NA	96.97%	100.00%	100.00%	100.00%	
	TATA	0	100.00%	100.00%	100.00%	100.00%	0	0	0.00%	NA	100.00%	100.00%	100.00%	100.00%	100.00%	100.00%	100.00%	
	VIL	0.56	100.00%	100.00%	NA	NA	0.3	0	NA	NA	NA	NA	NA	100.00%	100.00%	NA	NA	
Himachal Pradesh	AIRTEL	0.46	93.33%	100.00%	100.00%	100.00%	6.67	0	0.00%	0.00%	100.00%	100.00%	100.00%	100.00%	95.12%	100.00%	100.00%	
	BSNL	4	92.00%	100.00%	92.00%	100.00%	7	0	0.05%	0.00%	98.92%	100.00%	100.00%	98.28%	97.10%	100.00%	100.00%	
	RJIL	0	100.00%	100.00%	100.00%	100.00%	0	0	0.00%	0.00%	NA	NA	NA	100.00%	100.00%	100.00%	100.00%	
	TATA	0	100.00%	100.00%	100.00%	100.00%	0	0	0.00%	NA	100.00%	100.00%	100.00%	100.00%	100.00%	100.00%	100.00%	
	VIL	0	100.00%	100.00%	NA	NA	0	0	NA	NA	NA	NA	NA	100.00%	100.00%	NA	NA	
Jammu & Kashmir	AIRTEL	0.24	89.53%	100.00%	100.00%	100.00%	8.84	0	0.00%	0.00%	100.00%	100.00%	100.00%	100.00%	99.46%	100.00%	100.00%	
	BSNL	3	97.00%	100.00%	93.00%	100.00%	7	0	0.01%	0.00%	98.00%	100.00%	100.00%	97.85%	96.33%	100.00%	100.00%	
	RJIL	0	100.00%	100.00%	100.00%	100.00%	0	0	0.00%	0.00%	NA	NA	NA	96.81%	100.00%	100.00%	100.00%	
	VIL	0	100.00%	100.00%	NA	NA	0	0	NA	NA	NA	NA	NA	100.00%	100.00%	NA	NA	
	AIRTEL	0.53	87.59%	100.00%	100.00%	100.00%	9.96	0	0.00%	0.00%	100.00%	100.00%	100.00%	100.00%	98.85%	100.00%	100.00%	
Karnataka	BSNL	6	98.00%	100.00%	97.00%	100.00%	8	0	0.09%	0.00%	98.00%	100.00%	100.00%	89.92%	83.80%	100.00%	100.00%	
	RJIL	0	100.00%	100.00%	100.00%	100.00%	0	0	0.00%	0.00%	NA	NA	NA	97.03%	99.25%	100.00%	100.00%	
	TATA	0.03	100.00%	100.00%	100.00%	100.00%	2.3	0	0.00%	NA	100.00%	100.00%	100.00%	100.00%	100.00%	100.00%	100.00%	
	VIL	0.09	100.00%	100.00%	NA	NA	4.5	0	NA	NA	NA	NA	NA	100.00%	100.00%	100.00%	NA	



## Annexure 4.2 (Contd.)

Kerala	AIRTEL	0.8	89.81%	100.00%	100.00%	100.00%	9.58	0	0.00%	0.00%	100.00%	100.00%	100.00%	100.00%	96.59%	100.00%	100.00%	
	BSNL	5	93.00%	100.00%	92.00%	100.00%	7	0	0.02%	0.00%	100.00%	100.00%	100.00%	100.00%	91.28%	86.88%	100.00%	100.00%
	RJIL	0	100.00%	100.00%	100.00%	100.00%	0	0	0.00%	0.00%	NA	NA	NA	NA	98.88%	97.62%	100.00%	100.00%
	TATA	0.01	100.00%	100.00%	100.00%	100.00%	2.18	0	0.00%	NA	100.00%	100.00%	100.00%	100.00%	100.00%	100.00%	100.00%	100.00%
Kolkata	VIL	0.44	100.00%	100.00%	NA	NA	3.1	0	NA	NA	NA	NA	NA	NA	100.00%	100.00%	100.00%	NA
	AIRTEL	0.3	91.17%	100.00%	100.00%	100.00%	8.15	0	0.00%	0.00%	100.00%	100.00%	100.00%	100.00%	100.00%	97.30%	100.00%	100.00%
	BSNL	6	89.00%	100.00%	NA	NA	7	0	0.00%	0.00%	99.00%	100.00%	100.00%	100.00%	94.92%	93.41%	100.00%	100.00%
	RJIL	0	100.00%	100.00%	100.00%	100.00%	0	0	0.00%	0.00%	NA	NA	NA	NA	97.45%	100.00%	100.00%	100.00%
Madhya Pradesh	TATA	0.26	100.00%	100.00%	100.00%	100.00%	1.64	0	0.00%	NA	100.00%	100.00%	100.00%	100.00%	100.00%	95.56%	100.00%	100.00%
	VIL	0.13	100.00%	100.00%	NA	NA	2.23	0	NA	NA	NA	NA	NA	NA	100.00%	100.00%	100.00%	NA
	AIRTEL	0.67	85.07%	100.00%	100.00%	100.00%	2.29	0	0.00%	0.00%	100.00%	100.00%	100.00%	100.00%	100.00%	99.17%	100.00%	100.00%
	BSNL	6	91.00%	100.00%	96.00%	100.00%	6	0	0.06%	0.00%	100.00%	100.00%	100.00%	100.00%	96.16%	95.04%	100.00%	100.00%
Maharashtra	RJIL	0	100.00%	100.00%	100.00%	100.00%	0	0	0.00%	0.00%	NA	NA	NA	NA	96.57%	100.00%	100.00%	100.00%
	TATA	0.21	100.00%	100.00%	100.00%	100.00%	0.5	0	0.00%	NA	100.00%	100.00%	100.00%	100.00%	100.00%	100.00%	100.00%	100.00%
	VIL	0.05	100.00%	100.00%	NA	NA	0.59	0	NA	NA	NA	NA	NA	NA	100.00%	100.00%	100.00%	NA
	AIRTEL	0.12	85.87%	100.00%	100.00%	100.00%	8.19	0	0.00%	0.00%	100.00%	100.00%	100.00%	100.00%	100.00%	99.09%	100.00%	100.00%
Mumbai	BSNL	4	98.00%	100.00%	90.00%	100.00%	8	0	0.01%	0.00%	98.00%	100.00%	100.00%	100.00%	97.22%	95.82%	100.00%	100.00%
	RJIL	0	100.00%	100.00%	100.00%	100.00%	0	0	0.00%	0.00%	NA	NA	NA	NA	100.00%	100.00%	100.00%	100.00%
	TATA	1.85	97.48%	100.00%	100.00%	100.00%	2.21	0	0.00%	NA	100.00%	100.00%	100.00%	100.00%	98.91%	100.00%	100.00%	100.00%
	VIL	0.3	100.00%	100.00%	NA	NA	5.19	0	NA	NA	NA	NA	NA	NA	100.00%	100.00%	100.00%	NA
North East	AIRTEL	0.16	86.39%	100.00%	100.00%	100.00%	8.74	0	0.00%	0.00%	100.00%	100.00%	100.00%	100.00%	100.00%	99.48%	100.00%	100.00%
	MTNL	1.9	38.20%	57.10%	100.00%	100.00%	193.85	0	0.00%	NA	99.00%	100.00%	100.00%	100.00%	99.98%	99.16%	99.36%	48.00%
	RJIL	0	100.00%	100.00%	100.00%	100.00%	0	0	0.00%	0.00%	NA	NA	NA	NA	97.18%	100.00%	100.00%	100.00%
	TATA	1.41	95.53%	100.00%	100.00%	100.00%	2.94	0	0.00%	NA	100.00%	100.00%	100.00%	100.00%	100.00%	97.51%	100.00%	100.00%
Odisha	VIL	0.08	100.00%	100.00%	NA	NA	2.28	0	NA	NA	NA	NA	NA	NA	100.00%	100.00%	100.00%	NA
	BSNL	3	94.00%	100.00%	98.00%	100.00%	5	0	0.00%	0.00%	100.00%	100.00%	100.00%	100.00%	95.24%	89.52%	100.00%	100.00%
	RJIL	0	100.00%	100.00%	100.00%	100.00%	0	0	0.00%	0.00%	NA	NA	NA	NA	96.43%	100.00%	100.00%	100.00%
	VIL	0	100.00%	100.00%	NA	NA	0	0	NA	NA	NA	NA	NA	NA	100.00%	100.00%	100.00%	NA
Punjab	AIRTEL	0	100.00%	100.00%	100.00%	100.00%	0	0	0.00%	0.00%	100.00%	100.00%	100.00%	100.00%	100.00%	95.56%	100.00%	100.00%
	BSNL	3	91.00%	100.00%	93.00%	100.00%	6	0	0.09%	0.00%	99.00%	100.00%	100.00%	100.00%	91.29%	88.82%	100.00%	100.00%
	RJIL	0	100.00%	100.00%	100.00%	100.00%	0	0	0.00%	0.00%	NA	NA	NA	NA	98.08%	100.00%	100.00%	100.00%
	TATA	1.49	96.77%	100.00%	100.00%	100.00%	3.19	0	0.00%	NA	100.00%	100.00%	100.00%	100.00%	100.00%	100.00%	100.00%	100.00%
Rajasthan	VIL	0.21	100.00%	100.00%	NA	NA	1.7	0	NA	NA	NA	NA	NA	NA	100.00%	100.00%	100.00%	NA
	AIRTEL	0.82	88.00%	100.00%	100.00%	100.00%	9.93	0	0.00%	0.00%	100.00%	100.00%	100.00%	100.00%	100.00%	98.84%	100.00%	100.00%
	BSNL	6	91.00%	100.00%	91.00%	100.00%	8	0	0.00%	0.00%	98.00%	100.00%	100.00%	100.00%	97.71%	97.09%	100.00%	100.00%
	QTL	6.3	92.00%	100.00%	100.00%	100.00%	8.06	0	0.01%	0.00%	100.00%	100.00%	100.00%	100.00%	98.81%	98.50%	100.00%	100.00%
Tamilnadu including Chennai	RJIL	0	100.00%	100.00%	100.00%	100.00%	0	0	0.00%	0.00%	NA	NA	NA	NA	97.50%	100.00%	100.00%	100.00%
	TATA	0.88	100.00%	100.00%	100.00%	100.00%	1.56	0	0.00%	NA	100.00%	100.00%	100.00%	100.00%	100.00%	100.00%	100.00%	100.00%
	VIL	0.23	100.00%	100.00%	NA	NA	0.24	0	NA	NA	NA	NA	NA	NA	100.00%	100.00%	100.00%	NA
	VMIPL	0	100.00%	100.00%	NA	NA	0	NA	NA	NA	NA	NA	100.00%	100.00%	100.00%	100.00%	NA	100.00%
Uttar Pradesh (East)	AIRTEL	0.31	86.30%	100.00%	100.00%	100.00%	4.72	0	0.00%	0.00%	100.00%	100.00%	100.00%	100.00%	100.00%	98.49%	100.00%	100.00%
	BSNL	5	95.00%	100.00%	97.00%	100.00%	6	0	0.03%	0.00%	98.50%	100.00%	100.00%	100.00%	97.99%	97.11%	100.00%	100.00%
	RJIL	0	100.00%	100.00%	100.00%	100.00%	0	0	0.00%	0.00%	NA	NA	NA	NA	98.39%	100.00%	100.00%	100.00%
	TATA	2.29	100.00%	100.00%	100.00%	100.00%	1.96	0	0.00%	NA	100.00%	100.00%	100.00%	100.00%	100.00%	100.00%	100.00%	100.00%
Uttar Pradesh (West)	VIL	0.2	100.00%	100.00%	NA	NA	1.1	0	NA	NA	NA	NA	NA	NA	100.00%	100.00%	100.00%	NA
	AIRTEL	0.91	88.33%	100.00%	100.00%	100.00%	9.9	0	0.00%	0.00%	100.00%	100.00%	100.00%	100.00%	100.00%	98.17%	100.00%	100.00%
	BSNL	4	94.00%	100.00%	93.00%	100.00%	7	0	0.09%	0.00%	100.00%	100.00%	100.00%	100.00%	88.18%	82.67%	100.00%	100.00%
	RJIL	0	100.00%	100.00%	100.00%	100.00%	0	0	0.00%	0.00%	NA	NA	NA	NA	97.97%	99.61%	100.00%	100.00%
West Bengal	TATA	0.01	100.00%	100.00%	100.00%	100.00%	8.13	0	0.00%	NA	100.00%	100.00%	100.00%	100.00%	95.71%	100.00%	100.00%	100.00%
	VIL	0.46	100.00%	100.00%	NA	NA	1.38	0	NA	NA	NA	NA	NA	NA	100.00%	100.00%	100.00%	NA
	AIRTEL	0.46	95.87%	100.00%	100.00%	100.00%	5.04	0	0.00%	0.00%	100.00%	100.00%	100.00%	100.00%	100.00%	99.65%	100.00%	100.00%
	BSNL	5	88.00%	100.00%	83.00%	100.00%	6	0	0.06%	0.00%	100.00%	100.00%	100.00%	100.00%	98.72%	97.77%	100.00%	100.00%
West Bengal	RJIL	0	100.00%	100.00%	100.00%	100.00%	0	0	0.00%	0.00%	NA	NA	NA	NA	97.48%	100.00%	100.00%	100.00%
	TATA	0.2	100.00%	100.00%	100.00%	100.00%	0.46	0	0.00%	NA	100.00%	100.00%	100.00%	100.00%	100.00%	100.00%	100.00%	100.00%
	VIL	0.14	100.00%	100.00%	NA	NA	2.5	0	NA	NA	NA	NA	NA	NA	100.00%	100.00%	100.00%	NA
	AIRTEL	0.56	95.96%	100.00%	100.00%	100.00%	1.15	0	0.00%	0.00%	100.00%	100.00%	100.00%	100.00%	100.00%	95.08%	100.00%	100.00%
West Bengal	BSNL	6	93.00%	100.00%	94.00%	100.00%	7	0	0.01%	0.00%	99.00%	100.00%	100.00%	100.00%	98.76%	97.70%	100.00%	100.00%
	RJIL	0	100.00%	100.00%	100.00%	100.00%	0	0	0.00%	0.00%	NA	NA	NA	NA	98.23%	100.00%	100.00%	100.00%
	TATA	0	100.00%	100.00%	100.00%	100.00%	0	0	0.00%	NA	100.00%	100.00%	100.00%	100.00%	100.00%	100.00%	100.00%	100.00%
	VIL	0.62	100.00%	100.00%	NA	NA	2.14	0	NA	NA	NA	NA	NA	NA	100.00%	100.00%	100.00%	NA
West Bengal	AIRTEL	0	100.00%	100.00%	100.00%	100.00%	0	0	0.00%	0.00%	100.00%	100.00%	100.00%	100.00%	100.00%	98.92%	100.00%	100.00%
	BSNL	2	94.00%	100.00%	94.00%	100.00%	4	0	0.00%	0.00%	98.00%	100.00%	100.00%	100.00%	97.56%	96.41%	100.00%	100.00%
	RJIL	0	100.00%	100.00%	100.00%	100.00%	0	0	0.00%	0.00%	NA	NA	NA	NA	96.85%	100.00%	100.00%	100.00%
	TATA	0	100.00%	100.00%	100.00%	100.00%	0	0	0.00%	NA	100.00%	100.00%	100.00%	100.00%	100.00%	100.00%	100.00%	100.00%
West Bengal	VIL	0.67	100.00%	100.00%	NA	NA	2.6	0	NA	NA								

### Annexure 4.3: Quality of Service Performance of Broadband (wireline) Service Providers

S.No.	Service Provider	LSA	Service Provisioning/ Activation Time	Faults Repair/Restoration Time			Billing Performance			Response Time to the Customer for assistance		Bandwidth utilisation/throughput				Service availability /uptime (for all users) in %age	Packet loss (for wired broadband access) in %age	Network latency (for wired broadband access)		
				% of faults repaired by next working day (>90%)	% of faults repaired within 3 working day	%age of bills disputed	%age of billing complaints resolved within 4 weeks	%age of cases to whom refund of deposits is made within 60 days of closures	%age of calls answered by operator (Voice to voice) within 60 sec	%age of calls answered by operator (Voice to voice) within 90 sec	No. of Intra network links having Bandwidth utilisation >90% during peak hours (TCBH)	No. of Upstream links for International connectivity having bandwidth utilisation >90% during peak hours (TCBH)	% International bandwidth utilization during peak hours (TCBH) (Enclose MRTG) <90%	Broadband Connection Speed available (download) from ISP node to user	User reference point at POP/ISP Gateway node to (IGSP/NIXI)			User reference point at ISP Gateway node to International nearest NAP port abroad (terrestrial)	User reference point at ISP Gateway node to International nearest NAP port abroad (satellite)	
																				100%
1	ADN Broadband Pvt. Ltd.	Delhi	100.00	99.62	100.00	0.00	100.00	100.00	100.00	100.00	0.00	0.00	72.82	94.00	99.77	0.50	2.00	150.00	0.00	
2	Aerpace Communications Pvt. Ltd.	Maharashtra	100.00	92.00	100.00	0.00	100.00	100.00	81.00	92.00	0.00	0.00	88.00	99.00	100.00	0.98	1.00	225.00	265.00	
		Mumbai	100.00	92.00	100.00	0.00	100.00	100.00	81.00	92.00	0.00	0.00	88.00	99.00	100.00	0.98	1.00	47.00	260.00	
3	Airfiber Networks Pvt. Ltd.	Karnataka	100.00	95.93	99.90	0.00	100.00	100.00	91.50	99.00	0.00	0.00	62.58	99.00	100.00	0.50	23.00	246.00	0.00	
		Tamilnadu	100.00	94.83	99.90	0.00	100.00	100.00	91.50	99.00	0.00	0.00	63.01	99.00	100.00	0.50	22.00	245.00	0.00	
4	Airtel Cable and Datacom Pvt.Ltd.	Maharashtra	100.00	98.40	100.00	0.00	100.00	100.00	95.05	100.00	0.00	0.00	4.19	100.00	100.00	0.00	2.00	220.00	NA	
		Mumbai	100.00	95.15	100.00	0.00	100.00	100.00	92.55	98.93	0.00	0.00	22.81	100.00	100.00	0.00	2.00	220.00	NA	
5	Alliance Broadband Services Pvt. Ltd.	All India	100.00	96.17	100.00	0.00	100.00	100.00	93.33	100.00	0.00	0.00	60.02	98.17	99.58	0.00	2.00	4.00	1.00	
6	Andhra Pradesh State Fiber Net Limited	Andhra Pradesh	100.00	95.29	100.00	0.00	100.00	100.00	83.69	94.16	0.00	0.00	76.55	92.63	100.00	0.54	89.00	208.00	495.00	
7	Angel Air Network Solutions Pvt. Ltd.	Haryana	100.00	100.00	100.00	0.00	100.00	100.00	100.00	100.00	0.00	0.00	81.00	90.00	100.00	0.00	20.00	25.00	40.00	
		Punjab	100.00	100.00	100.00	0.00	100.00	100.00	100.00	100.00	0.00	0.00	81.00	90.00	100.00	0.00	20.00	25.00	40.00	
		Rajasthan	100.00	100.00	100.00	0.00	100.00	100.00	100.00	100.00	0.00	0.00	81.00	90.00	100.00	0.00	20.00	25.00	40.00	
8	ANI Broadband Service Pvt. Ltd.	All India	100.00	99.00	100.00	0.00	100.00	100.00	98.00	100.00	0.00	0.00	85.00	100.00	99.00	0.40	20.00	288.00	0.00	
9	Antariksh Softech Pvt. Ltd.	Maharashtra	100.00	91.67	99.00	0.00	100.00	100.00	96.33	98.33	0.00	0.00	0.00	90.00	99.43	0.10	24.00	0.00	0.00	
		Mumbai	100.00	91.67	99.00	0.00	100.00	100.00	97.00	98.00	0.00	0.00	0.00	90.00	99.77	0.10	24.00	0.00	0.00	
10	Apple Broadband Services Pvt. Ltd.	Andhra Pradesh	100.00	91.47	100.00	0.00	100.00	100.00	83.67	100.00	0.00	0.00	87.00	82.00	98.89	0.00	3.00	22.00	0.00	
11	Asianet Satellite Communications Ltd.	All India	100.00	90.52	99.91	0.04	100.00	100.00	62.53	80.61	0.00	0.00	70.97	91.67	99.87	0.82	56.00	229.00	0.00	
12	AT Broadband Pvt. Ltd.	Tamilnadu	100.00	99.00	99.90	0.00	100.00	100.00	80.00	90.00	0.00	0.00	0.00	99.00	100.00	0.10	0.00	0.00	0.00	
13	Atria Convergence Technologies Ltd.	All India	100.00	96.54	99.47	1.00	100.00	100.00	81.00	85.00	0.00	0.00	34.67	97.56	99.36	0.04	3.00	26.00	0.00	
14	Bharat Sanchar Nigam Ltd.	All India	100.00	94.67	99.77	0.17	100.00	100.00	84.90	88.20	0.00	0.00	61.46	94.41	99.40	0.51	66.34	157.82	NA	
15	Bharti Airtel Ltd.	All India	100.00	92.83	99.60	0.00	100.00	100.00	96.77	98.28	0.00	0.00	40.40	100.00	99.93	0.00	53.01	44.45	0.00	
16	Bluelotus Support Services Pvt.Ltd. (formerly Limras Eronet Broadband Service Pvt Ltd)	All India	100.00	99.00	100.00	0.02	100.00	100.00	90.00	100.00	0.00	0.00	0.00	98.50	99.39	0.01	24.00	235.33	0.00	
17	Candor Infosolution Pvt. Ltd.	Bihar	100.00	99.00	100.00	0.83	100.00	100.00	100.00	100.00	0.00	0.00	89.00	90.00	100.00	0.00	90.00	250.00	350.00	
		Delhi	100.00	99.00	100.00	0.19	100.00	100.00	100.00	100.00	0.00	0.00	89.00	90.00	100.00	0.00	90.00	250.00	350.00	
		Haryana	100.00	99.00	100.00	0.23	100.00	100.00	100.00	100.00	0.00	0.00	89.00	90.00	100.00	0.00	90.00	250.00	350.00	
18	City Online Services Ltd	Andhra Pradesh	100.00	99.00	99.00	0.00	100.00	100.00	98.00	99.00	0.00	0.00	68.60	99.00	99.86	0.10	15.00	238.00	NA	
		Karnataka	100.00	98.00	99.00	0.00	100.00	100.00	95.50	98.00	0.00	0.00	77.50	97.87	99.73	0.57	18.00	280.00	0.00	
19	D-ATUM Vilcom Pvt. Ltd.	All India	100.00	100.00	100.00	0.00	100.00	100.00	95.00	100.00	0.00	0.00	0.00	98.00	100.00	0.10	20.00	0.00	0.00	
20	DEN Broadband Limited	All India	100.00	97.62	99.85	0.00	100.00	100.00	84.25	89.64	0.00	0.00	74.75	100.00	99.86	0.69	80.00	329.00	0.00	
21	Deshkal Network Pvt. Ltd.	Karnataka	100.00	95.00	99.00	0.00	100.00	100.00	90.00	95.00	0.00	0.00	89.00	85.00	99.49	0.50	5.00	250.00	0.00	
22	Digital Network Associates Pvt. Ltd.	Maharashtra	100.00	91.32	99.29	0.00	100.00	100.00	71.97	86.53	0.00	0.00	80.00	83.00	99.86	0.20	4.00	255.00	600.00	
		Mumbai	100.00	100.00	100.00	0.00	100.00	100.00	100.00	100.00	0.00	0.00	0.00	100.00	100.00	0.00	0.00	0.00	0.00	
23	DL GTPL Broadband Pvt. Ltd.	Gujarat	100.00	95.00	100.00	0.00	100.00	100.00	80.00	90.00	0.00	0.00	85.74	90.00	99.59	0.00	15.00	300.00	0.00	
		Maharashtra	100.00	95.00	100.00	0.00	100.00	100.00	83.00	92.00	0.00	0.00	85.74	90.00	99.63	0.00	15.00	300.00	0.00	
24	DNA Infotel Pvt Ltd	Maharashtra	100.00	91.36	99.33	0.00	100.00	100.00	72.36	86.78	0.00	0.00	80.00	83.00	99.86	0.90	4.00	255.00	600.00	
25	ESTO BROADBAND Pvt. Ltd.	All India	100.00	99.00	100.00	0.00	100.00	100.00	99.00	100.00	0.00	0.00	79.37	90.00	99.58	0.00	40.00	100.00	720.00	
26	Ethernet Xpress(I) Pvt. Ltd.	Maharashtra	100.00	98.00	99.35	0.12	100.00	100.00	90.43	94.95	0.00	0.00	20.00	99.00	100.00	0.10	30.00	300.00	650.00	

## Annexure 4.3 (Contd.)

27	Excell Media Pvt. Ltd.	Andhra Pradesh	100.00	93.17	99.67	0.00	100.00	100.00	97.22	98.08	0.00	0.00	59.76	96.90	99.82	0.50	7.00	250.00	0.00
		Karnataka	100.00	100.00	100.00	0.00	100.00	100.00	100.00	100.00	100.00	0.00	0.00	0.00	100.00	100.00	0.00	0.00	0.00
28	Excitel Broadband Private Limited	All India	100.00	91.43	99.70	0.00	100.00	100.00	62.37	83.88	0.00	0.00	75.67	100.00	99.68	0.00	4.00	197.00	0.00
29	Extranet Supports Pvt. Ltd. (earlier Dwan Supports Pvt. Ltd.)	All India	100.00	95.67	100.00	0.00	100.00	100.00	91.00	96.76	0.00	0.00	84.78	95.33	99.86	0.04	20.00	168.00	455.00
30	FiberValley Communications Pvt. Ltd.	Gujarat	100.00	90.44	99.07	0.00	100.00	100.00	99.70	100.00	0.00	0.00	84.91	98.82	99.86	0.41	80.00	275.00	0.00
		Haryana	100.00	99.00	99.00	0.00	100.00	100.00	86.00	93.66	0.00	0.00	86.00	95.00	99.35	0.00	30.00	100.00	680.00
31	Five Internet Solutions Pvt. Ltd.	Punjab	100.00	99.00	99.00	0.00	100.00	100.00	86.00	93.66	0.00	0.00	72.00	95.00	99.35	0.00	30.00	100.00	680.00
		Madhya Pradesh	100.00	99.00	99.00	0.00	100.00	100.00	86.00	93.66	0.00	0.00	72.00	95.00	99.35	0.00	30.00	100.00	680.00
32	Five Net Service Provider Pvt. Ltd.	All India	100.00	99.50	100.00	0.00	100.00	100.00	100.00	100.00	0.00	0.00	32.00	100.00	99.86	0.60	2.60	242.00	NA
33	Fusionnet Web Services Pvt. Ltd.	All India	100.00	97.42	99.84	0.00	100.00	100.00	95.00	96.10	0.00	0.00	65.07	100.00	100.00	0.00	2.00	250.00	0.00
35	Gazon Communications India Limited	Maharashtra	100.00	98.50	100.00	0.00	100.00	100.00	95.90	99.90	0.00	0.00	52.00	98.00	99.73	0.95	2.00	0.00	NA
36	Genstar Network Solutions Pvt. Ltd.	Mumbai	100.00	98.00	100.00	0.00	100.00	100.00	83.00	87.00	0.00	0.00	80.00	95.00	98.82	0.00	1.00	47.00	80.00
37	GTPL Broadband Pvt. Ltd.	All India	100.00	93.62	99.30	0.00	100.00	100.00	98.55	99.43	0.00	0.00	47.41	94.00	99.14	0.00	11.00	300.00	0.00
38	GTPL KCBPL Broadband Private Limited	Kolkata	100.00	99.21	100.00	0.00	100.00	100.00	93.91	94.60	0.00	0.00	79.67	98.01	100.00	0.00	10.00	250.00	310.00
		Odisha	100.00	100.00	100.00	0.00	100.00	100.00	93.24	94.27	0.00	0.00	79.67	98.01	100.00	0.00	10.00	250.00	310.00
		West Bengal	100.00	98.12	100.00	0.00	100.00	100.00	92.72	93.31	0.00	0.00	79.67	98.01	100.00	0.00	10.00	250.00	310.00
39	Hathway Cable & Datacom Pvt. Ltd.	All India	100.00	95.56	99.36	1.40	100.00	100.00	94.16	97.15	0.00	0.00	76.81	90.00	99.77	0.23	8.33	55.33	0.00
40	Honeycomb Telnet Private Limited	All India	100.00	93.00	99.00	0.00	100.00	100.00	86.00	87.33	0.00	0.00	0.00	90.00	99.00	0.10	24.00	0.00	0.00
41	HYOSEC Solutions Pvt. Ltd.	All India	100.00	98.00	100.00	0.02	100.00	100.00	100.00	100.00	0.00	0.00	10.00	100.00	100.00	0.30	21.00	80.00	100.00
42	Indinet Service Pvt. Ltd.	All India	100.00	95.33	100.00	0.00	100.00	100.00	89.33	94.67	0.00	0.00	86.97	94.67	99.08	0.50	51.00	239.00	NA
43	Infocus Networks Pvt. Ltd.	Mumbai	100.00	96.71	100.00	0.00	100.00	100.00	95.90	99.90	0.00	0.00	66.00	97.00	99.37	0.95	3.00	4.00	NA
44	Instant Technologies Pvt. Ltd.	Maharashtra	100.00	97.03	100.00	0.16	100.00	100.00	88.25	94.33	0.00	0.00	63.00	90.00	100.00	0.00	4.00	255.00	0.00
45	Intech Online Pvt. Ltd.	Maharashtra	100.00	90.51	99.19	1.33	100.00	100.00	99.47	99.50	0.00	0.00	24.07	94.00	99.86	0.02	15.00	89.33	450.00
		Mumbai	100.00	90.53	99.63	0.67	100.00	100.00	99.42	99.46	0.00	0.00	33.93	94.00	99.86	0.02	1.00	76.00	450.00
46	Ishan Netsol Pvt Ltd	All India	100.00	91.15	100.00	0.00	100.00	100.00	68.12	81.90	0.00	0.00	75.63	91.00	98.78	0.00	100.00	225.00	0.00
47	Juweriyah Networks Private Limited	Maharashtra	100.00	98.00	100.00	0.00	100.00	100.00	83.67	87.00	0.00	0.00	83.00	99.00	100.00	0.00	1.00	47.00	80.00
		Mumbai	100.00	97.00	100.00	0.00	100.00	100.00	86.33	91.00	0.00	0.00	79.00	99.00	100.00	0.00	1.00	47.00	80.00
48	K NET Solutions Private Limited	Tamilnadu	100.00	93.30	99.14	0.00	100.00	100.00	90.07	91.01	0.00	0.00	0.00	100.00	99.90	0.00	7.35	259.28	0.00
49	Kerala Vision Broad Band Ltd.	All India	100.00	96.61	99.00	0.14	100.00	100.00	87.83	92.82	0.00	0.00	50.03	99.00	99.31	0.00	16.00	265.00	0.00
50	Kings Broadband Pvt. Ltd.	All India	100.00	98.33	100.00	0.00	100.00	100.00	91.67	98.00	0.00	0.00	78.00	97.33	99.82	0.10	30.00	310.00	650.00
51	Mahanagar Telephone Nigam Ltd.	All India	100.00	<b>63.66</b>	<b>72.01</b>	0.00	100.00	<b>72.66</b>	98.37	99.24	0.00	0.00	34.76	89.70	99.62	0.50	35.81	250.68	NA
52	Meghbela Cable & Broadband Services (P) Ltd	All India	100.00	95.00	100.00	1.60	100.00	100.00	95.00	100.00	0.00	0.00	74.00	95.00	100.00	0.00	60.00	150.00	0.00
53	Microscan Infocommtech Private Limited	Maharashtra	100.00	98.00	99.88	0.00	100.00	100.00	100.00	100.00	0.00	0.00	14.21	100.00	100.00	0.00	2.00	220.00	NA
		Mumbai	100.00	95.30	99.84	0.00	100.00	100.00	100.00	100.00	0.00	0.00	18.53	100.00	100.00	0.00	8.00	220.00	NA
54	Multicraft Digital Technologies Private Limited	All India	100.00	99.37	100.00	0.00	100.00	100.00	99.00	99.00	0.00	0.00	89.62	93.33	100.00	0.00	117.00	0.00	0.00
55	Navkar Supertech Pvt. Ltd.	Maharashtra	100.00	98.00	100.00	0.00	100.00	100.00	97.93	98.97	0.00	0.00	76.00	93.67	100.00	0.00	67.00	65.00	0.00
56	Net 9 Fibernet Pvt. Ltd. (formerly Net 9 Online Hathway Pvt. Ltd.)	Mumbai	100.00	97.52	100.00	0.00	100.00	100.00	100.00	100.00	0.00	0.00	87.94	90.00	99.68	0.34	94.67	303.33	0.00
57	Netplus Broadband Services Pvt. Ltd.	All India	100.00	100.00	100.00	1.59	100.00	100.00	88.98	92.73	0.00	0.00	85.42	96.12	100.00	0.10	44.00	197.33	0.00
58	Nuron Networks India Private Limited	Karnataka	100.00	91.81	100.00	0.00	100.00	100.00	92.93	100.00	0.00	0.00	0.00	90.00	100.00	0.10	15.00	20.00	22.00
59	ONEOTT ENTERTAINMENT LTD	All India	100.00	97.00	99.00	1.27	100.00	100.00	95.00	95.00	0.00	0.00	68.56	100.00	100.00	0.50	1.03	63.00	0.00
60	Pacenet Meghbela Broadband Pvt. Ltd.	Kolkata	100.00	95.00	100.00	1.46	100.00	100.00	95.00	100.00	0.00	0.00	74.00	95.00	100.00	0.00	60.00	150.00	0.00
61	Paradise Telecom Pvt. Ltd.	Maharashtra	100.00	100.00	100.00	0.14	100.00	100.00	65.23	80.73	0.00	0.00	63.00	90.00	100.00	0.00	4.00	255.00	0.00
62	Pioneer Elabs Limited	All India	100.00	93.30	99.60	0.72	100.00	100.00	70.30	89.60	0.00	0.00	0.00	89.10	100.00	0.86	86.00	283.30	688.00
63	Quadrant Televentures Ltd.	All India	100.00	93.70	99.38	0.29	100.00	100.00	94.69	96.82	0.00	0.00	72.18	100.00	100.00	0.00	17.00	252.00	0.00
64	Quest Consultancy Pvt. Ltd.	Gujarat	100.00	99.00	100.00	0.00	100.00	100.00	99.00	99.00	0.00	0.00	70.00	99.00	99.49	0.30	23.00	56.00	0.00
65	R.G. Technosolutions Pvt. Ltd.	Uttar Pradesh (East)	100.00	94.02	99.12	0.00	100.00	100.00	86.00	97.42	0.00	0.00	14.71	98.33	100.00	0.20	89.00	330.00	252.00
66	Radinet Info Solutions Pvt Ltd	Madhya Pradesh	100.00	100.00	100.00	0.00	100.00	100.00	100.00	100.00	0.00	0.00	73.17	90.00	99.82	0.00	20.00	300.00	400.00
		Maharashtra	100.00	100.00	100.00	0.00	100.00	100.00	100.00	100.00	0.00	0.00	73.17	90.00	99.82	0.00	20.00	300.00	400.00
		Rajasthan	100.00	95.87	99.22	0.00	100.00	100.00	96.09	99.27	0.00	0.00	73.17	90.00	99.82	0.00	20.00	300.00	400.00
		Uttar Pradesh (West)	100.00	100.00	100.00	0.00	100.00	100.00	100.00	100.00	0.00	0.00	73.17	90.00	99.82	0.00	20.00	300.00	400.00

## Annexure 4.3 (Contd.)

67	RailTel Corporation of India Ltd.	All India	100.00	100.00	100.00	0.00	100.00	100.00	97.00	100.00	0.00	0.00	44.07	100.00	99.86	0.87	90.00	320.00	0.00
68	Rajesh Digital & Datacom Pvt. Ltd.	Mumbai	100.00	99.00	100.00	0.00	100.00	100.00	98.00	98.00	0.00	0.00	87.00	83.00	99.86	0.00	46.00	250.00	500.00
69	Readylink Internet Services Limited	Tamilnadu	100.00	99.00	100.00	0.11	100.00	100.00	91.00	92.00	0.00	0.00	69.00	83.00	100.00	0.00	23.00	85.00	0.00
70	Reliance Jio Infocomm Ltd	All India	100.00	94.57	99.35	0.00	100.00	100.00	89.97	93.02	0.00	0.00	56.14	100.00	99.97	0.01	21.79	71.52	NA
71	RI Networks Pvt Ltd	All India	100.00	96.52	99.44	0.00	100.00	100.00	73.81	82.54	0.00	0.00	78.20	100.00	100.00	0.50	50.00	300.00	300.00
72	SDH Network Pvt. Ltd.	Delhi	100.00	92.00	99.00	0.00	100.00	100.00	90.00	90.00	0.00	0.00	85.00	90.00	100.00	0.00	0.00	0.00	0.00
73	Shree Omkar Infocom Pvt. Ltd.	Maharashtra	100.00	98.00	100.00	0.00	100.00	100.00	94.00	98.00	0.00	0.00	75.00	98.00	100.00	0.50	2.00	122.00	600.00
74	Shyam Spectra Private Limited	All India	100.00	95.53	99.12	0.82	100.00	100.00	88.00	90.00	0.00	0.00	18.97	97.33	99.72	0.00	4.75	0.00	NA
75	Sikka Broadband(P) Ltd.	Uttar Pradesh (East)	100.00	91.00	99.26	0.00	100.00	100.00	88.00	98.70	0.00	0.00	80.00	86.60	100.00	0.10	10.00	290.00	400.00
76	Siiguri Internet & Cable TV Pvt. Ltd.	West Bengal	100.00	92.67	100.00	0.12	100.00	100.00	80.67	95.00	0.00	0.00	78.13	91.00	100.00	0.89	80.00	300.00	0.00
77	SITI Broadband Services Pvt. Ltd.	All India	100.00	91.99	99.60	0.00	100.00	100.00	95.00	100.00	0.00	0.00	84.04	95.00	99.61	0.90	2.00	92.00	0.00
78	Snet Networks Pvt. Ltd.	Mumbai	100.00	95.00	99.00	0.00	100.00	100.00	70.00	81.00	0.00	0.00	85.00	85.00	99.31	0.50	0.00	0.00	0.00
79	Specific Net Pvt. Ltd	Maharashtra	100.00	100.00	100.00	0.00	100.00	100.00	89.00	91.67	0.00	0.00	83.83	90.00	98.82	0.91	88.36	78.00	NA
80	Spiderlink Networks Pvt. Ltd.	Rajasthan	100.00	92.80	99.41	0.00	100.00	100.00	71.53	85.22	0.00	0.00	77.00	97.99	100.00	0.00	30.00	225.00	0.00
81	Sri Sai Communication And Internet Pvt.Ltd.	All India	100.00	100.00	100.00	0.00	100.00	100.00	100.00	100.00	0.00	0.00	66.04	90.00	99.73	0.00	20.00	250.00	0.00
82	Sristi Sanchar Webnet Limited	Kolkata	100.00	94.03	100.00	0.00	100.00	100.00	74.49	100.00	0.00	0.00	73.33	89.48	99.27	0.00	60.00	208.00	199.00
83	Tachyon Communications Private Limited	Uttar Pradesh (East)	100.00	98.00	100.00	0.52	100.00	100.00	88.33	94.00	0.00	0.00	58.12	99.00	100.00	0.00	35.00	70.00	NA
84	Tata Play Broadband Private Limited (formerly Tata Sky Broadband Pvt.Ltd.)	All India	100.00	93.00	99.12	0.00	100.00	100.00	90.38	92.34	0.00	0.00	41.00	100.00	99.99	0.00	1.00	0.00	0.00
85	Tata Teleservices Limited	Andhra Pradesh	100.00	91.13	99.66	0.00	100.00	100.00	100.00	100.00	0.00	0.00	64.14	94.00	99.96	0.00	46.33	92.67	0.00
		Bihar	100.00	100.00	100.00	0.00	100.00	100.00	96.55	97.70	0.00	0.00	64.14	89.33	100.00	0.00	61.33	113.58	0.00
		Delhi	100.00	96.12	100.00	0.08	100.00	100.00	100.00	100.00	0.00	0.00	64.14	89.33	99.96	0.00	47.73	106.07	0.00
		Gujarat	100.00	92.31	100.00	0.00	100.00	100.00	100.00	100.00	0.00	0.00	64.14	98.73	99.97	0.00	29.43	61.96	0.00
		Karnataka	100.00	91.75	99.76	0.00	100.00	100.00	100.00	100.00	0.00	0.00	64.14	95.00	99.88	0.00	95.67	191.33	0.00
		Kerala	100.00	100.00	100.00	0.00	100.00	100.00	100.00	100.00	0.00	0.00	64.14	100.00	99.92	0.00	0.00	0.00	0.00
		Kolkata	100.00	96.97	100.00	0.00	100.00	100.00	100.00	100.00	0.00	0.00	64.14	85.83	99.94	0.00	48.11	106.91	0.00
		Punjab	100.00	100.00	100.00	0.00	100.00	100.00	100.00	100.00	0.00	0.00	64.14	95.87	99.91	0.00	55.00	122.22	0.00
		Rajasthan	100.00	100.00	100.00	0.00	100.00	100.00	100.00	100.00	0.00	0.00	64.14	95.27	99.82	0.00	71.17	118.61	0.00
		Tamilnadu	100.00	97.19	100.00	0.02	100.00	100.00	94.12	94.12	0.00	0.00	64.14	90.00	99.75	0.00	31.67	70.37	0.00
86	Tata Teleservices(Maharashtra) Ltd.	Maharashtra	100.00	94.46	99.25	0.01	100.00	100.00	97.62	97.62	0.00	0.00	72.09	97.67	99.85	0.00	29.33	65.19	0.00
		Mumbai	100.00	96.93	99.63	0.00	100.00	100.00	96.38	97.04	0.00	0.00	72.09	96.00	99.85	0.00	32.33	71.85	0.00
87	Thamizhaga Internet Communications Pvt Ltd.	Tamilnadu	100.00	95.58	99.70	0.00	100.00	100.00	91.00	90.33	0.00	0.00	0.00	88.67	99.03	0.00	0.00	0.00	0.00
88	Tikona Infinet Ltd.	All India	100.00	94.42	99.40	1.18	100.00	100.00	68.80	82.40	0.00	0.00	81.75	94.17	99.95	0.00	3.33	0.00	0.00
89	Vainavi Industries Ltd.	Andhra Pradesh	100.00	100.00	100.00	0.00	100.00	100.00	95.00	100.00	0.00	0.00	0.00	98.00	100.00	0.10	20.00	0.00	0.00
90	Vijaylakshmi Net Services Pvt.Ltd.	Andhra Pradesh	100.00	96.00	100.00	0.00	100.00	100.00	90.67	100.00	0.00	0.00	87.50	100.00	99.68	0.00	20.00	250.00	350.00
91	Vortex Infocom Pvt. Ltd.	Maharashtra	100.00	95.00	99.00	0.00	100.00	100.00	70.00	81.00	0.00	0.00	85.00	85.00	99.31	0.50	0.00	0.00	0.00
92	Vortex Netsol Pvt. Ltd.	Gujarat	100.00	95.00	99.00	0.00	100.00	100.00	70.00	81.00	0.00	0.00	85.00	100.00	99.31	0.50	0.00	0.00	0.00
		Maharashtra	100.00	95.00	99.00	0.00	100.00	100.00	70.00	81.00	0.00	0.00	85.00	100.00	99.31	0.50	0.00	0.00	0.00
		Mumbai	100.00	95.00	99.00	0.00	100.00	100.00	70.00	81.00	0.00	0.00	85.00	100.00	99.31	0.50	0.00	0.00	0.00
93	Wan and Lan Internet Pvt. Ltd.	Mumbai	100.00	100.00	100.00	0.00	100.00	100.00	90.00	90.00	0.00	0.00	88.00	90.00	100.00	0.00	20.00	40.00	80.00
94	Wave Fiber Pvt. Ltd. (Formerly Coastal Broadband and Online Services Pvt. Ltd.)	Andhra Pradesh	100.00	94.00	100.00	0.00	100.00	100.00	84.00	94.33	0.00	0.00	82.00	100.00	99.44	0.00	20.00	250.00	350.00
95	Weebo Networks Pvt Ltd.	All India	100.00	92.83	100.00	0.00	100.00	100.00	84.33	98.30	0.00	0.00	88.00	85.00	99.68	0.44	100.00	300.00	600.00
96	Wish Net Pvt. Ltd.	Andhra Pradesh	100.00	100.00	100.00	0.00	100.00	100.00	100.00	100.00	0.00	0.00	0.00	100.00	100.00	0.30	0.00	0.00	0.00
		Assam	100.00	100.00	100.00	0.00	100.00	100.00	98.03	99.43	0.00	0.00	50.19	100.00	100.00	0.30	23.00	0.00	0.00
		Bihar	100.00	100.00	100.00	0.00	100.00	100.00	99.19	98.53	0.00	0.00	50.19	100.00	100.00	0.30	23.00	0.00	0.00
		Kolkata	100.00	98.60	100.00	0.00	100.00	100.00	98.10	97.02	0.00	0.00	50.19	100.00	100.00	0.30	2.00	0.00	0.00
		Madhya Pradesh	100.00	100.00	100.00	0.00	100.00	100.00	96.72	97.73	0.00	0.00	50.19	100.00	100.00	0.30	23.00	0.00	0.00
		Odisha	100.00	100.00	100.00	0.00	100.00	100.00	99.19	97.93	0.00	0.00	50.19	100.00	100.00	0.30	23.00	0.00	0.00
		West Bengal	100.00	98.75	100.00	0.00	100.00	100.00	97.72	98.76	0.00	0.00	50.19	100.00	100.00	0.30	12.00	0.00	0.00
97	Yashash Cable Network Pvt Ltd	Karnataka	100.00	96.98	99.49	0.00	100.00	100.00	90.54	94.66	0.00	0.00	55.21	84.00	99.08	0.01	54.00	256.00	0.00
98	You Broadband India Ltd.	All India	100.00	93.66	99.94	0.00	100.00	100.00	95.68	97.89	0.00	0.00	77.91	87.24	98.95	0.00	9.00	269.00	0.00

**Annexure 5.1: List of pay channels, offered by broadcasters to subscribers as reported to TRAI (Tariff Order dated 03.03.2017, as amended on 22.11.2022)**

<b>S.No.</b>	<b>Name of the broadcaster</b>	<b>S.No.</b>	<b>Name of the channel</b>	<b>Declared as SD or HD</b>
1	AETN 18 Media Pvt Limited	1	The History Channel	SD
		2	History TV 18 HD	HD
2	Bangla Entertainment Private Limited	3	SONY AATH	SD
		4	SONY Marathi	SD
3	BBC Global News India Private Limited	5	BBC World News	SD
		6	Cbeebies	SD
4	Bennett, Coleman & Company Limited	7	Zoom	SD
		8	Romedy Now	SD
		9	MN + (HD)	HD
		10	Mirror Now	SD
		11	ET NOW	SD
		12	Times Now	SD
		13	Times Now Navbharat HD	HD
		14	Movies Now HD	HD
		15	MNX HD	HD
		16	ET Now Swedesh	SD
		17	MNX	SD
5	Celebrities Management Pvt Limited	18	Times Now World (HD)	HD
		19	Travel XP HD	HD
		20	Travel XP Tamil	SD
6	CSL Info Media Private Limited	21	Foodxp	SD
		22	JAN TV PLUS	SD
7	Direct New Private Limited	23	News X	SD
		24	NewsX World	SD
8	Discovery Communications India	25	Animal Planet	SD
		26	Discovery Channel	SD
		27	DTAMIL	SD
		28	Discovery Kids Channel	SD

		29	Discovery Science	SD
		30	Discovery Turbo	SD
		31	Investigation Discovery	SD
		32	Discovery HD	HD
		33	Animal Planet HD	HD
		34	TLC HD	HD
		35	Investigation Discovery HD	HD
		36	TLC	SD
		37	EUROSPORT HD	HD
		38	EUROSPORT	SD
9	Disney Broadcasting (India) Limited	39	Disney Junior	SD
		40	Super Hangama (Marvel HQ)	SD
		41	Disney International HD	HD
		42	Hungama TV	SD
		43	The Disney Channel	SD
		44	Bindass	SD
		45	Disney Channel HD	HD
10	Eenadu Televisoin Private Limited	46	ETV Telegu	SD
		47	ETV Andhra Pradesh	SD
		48	ETV - Telangana	SD
		49	ETV Cinema	SD
		50	ETV Life	SD
		51	ETV Plus	SD
		52	ETV Abhiruchi	SD
		53	ETV HD	HD
		54	ETV Plus HD	HD
		55	ETV Cinema HD	HD
		56	ETV Balbharat Hindi	SD
		57	ETV Balbharat English	SD
		58	ETV Balbharat HD	HD
		59	ETV Balbarid SD	SD

11	IN 10 Media Private Limited	60	EPIC TV	SD
		61	Filamchi	SD
		62	Gubbare	SD
		63	Showbox	SD
		64	Ishara TV	SD
12	Information TV Private Limited	65	India News	SD
13	Fame Media Private Limited	66	4tv News	SD
14	Greycells18 Media Limited	67	Topper TV	SD
15	IBN Lokmat News Private Ltd	68	News 18 Lokmat	SD
16	Lifestyle and Media Broadcasting Limited	69	Good Times	SD
17	Mavis Satcom Limited	70	J Movies	SD
		71	Jaya Max	SD
		72	Jaya Plus	SD
		73	Jaya TV HD	HD
18	MSM World Wide Factual Media Private Limited	74	SONY BBC EARTH	SD
		75	SONY BBC EARTH HD	HD
19	Media World Wide Limited	76	Travel XP	SD
		77	WOMAN	SD
20	New Delhi Television Limited	78	NDTV 24*7	SD
		79	NDTV India	SD
		80	NDTV Profit	SD
21	NGC Network (India) Pvt Limited	81	Star Life	SD
		82	National Geographic Channel (NGC)	SD
		83	Star Life HD	HD
		84	Nat Geo Wild	SD
		85	National Geographic HD	HD
		86	Nat Geo Wild HD	HD
22	Polimer Media Private Limited	87	Jothi TV	SD
23	Tarang Broadcasttng Compnay Limited	88	Prarthana	SD
		89	Tarang	SD
		90	Tarang Music	SD
		91	Alankar	SD
24	Odisha Television Limited	92	Tarang HD	HD

25	Raj Television Network Limited	93	Raj Digital Plus	SD
		94	Raj Musix	SD
		95	Raj News	SD
		96	Raj TV	SD
		97	Raj Nagaichuvai	SD
		98	Raj Pariwar	SD
26	Silverstar Communications Limited	99	Mega 24	SD
		100	Mega Musiq	SD
		101	Mega TV	SD
27	Culver Max Entertainment Private Limited	102	Sony YAY!	SD
		103	SONY MAX	SD
		104	SONY SAB	SD
		105	SONY ENTERTAINMENT CHANNEL (SET)	SD
		106	SONY PIX	SD
		107	SONY MAX 2	SD
		108	SONY PAL	SD
		109	SONY ENTERTAINMENT CHANNEL HD	HD
		110	PIX HD	HD
		111	MAX HD	HD
		112	SONY Sports Ten 2 HD	HD
		113	SONY Sports Ten 3 HD	HD
		114	SONY Sports Ten 2	SD
		115	SONY Sports Ten 1	SD
		116	SONY Sports Ten 3	SD
		117	SONY Sports Ten 1 HD	HD
118	SONY Wah	SD		
119	SAB HD	HD		
120	SONY Sports Ten 4	SD		
121	SONY Sports Ten 4 HD	HD		
122	SONY Sports Ten 5	SD		
123	SONY Sports Ten 5 HD	HD		
28	Star India Private Limited	124	Star Sports 3	SD
		125	Star Sports 1 Tamil	SD



	126	Star Sports Select 2	SD
	127	Star Bharat	SD
	128	Star Gold 2 (Movies OK)	SD
	129	Star Sports 1 Hindi	SD
	130	Star Gold	SD
	131	Star Jalsha	SD
	132	Star Movies	SD
	133	Star Gold Select	SD
	134	Star Plus	SD
	135	Star Pravah	SD
	136	Star Sports 1	SD
	137	Star Sports 2	SD
	138	Jalsha Movies	SD
	139	Star Sports HD 2	HD
	140	Star Sports HD 1	HD
	141	Star Bharat HD	HD
	142	Star Gold HD	HD
	143	Star Movies HD	HD
	144	Star Plus HD	HD
	145	Star Sports 1 HD Hindi	HD
	146	Star Sports Select 1	SD
	147	Star Movies Select HD	HD
	148	Star Sports First	SD
	149	MAA Gold	SD
	150	MAA Movies	SD
	151	MAA Music	SD
	152	MAA TV	SD
	153	Star Pravah HD	HD
	154	Star Jalsha HD	HD
	155	Jalsha Movies HD	HD
	156	Star Sports Select HD 1	HD
	157	Star Sports Select HD 2	HD
	158	MAA HD	HD
	159	Star Gold Select HD	HD

		160	MAA Movies HD	HD
		161	Star Sport 1 Telugu	SD
		162	Star Sport 1 Kannada	SD
		163	Star Utsav	SD
		164	Star Utsav Movies	SD
		165	Star Gold Romance	SD
		166	Star Gold Thrills	SD
		167	Pravah Pictures	SD
		168	Star Kiran	SD
		169	Star Movies Select	SD
		170	Star Gold 2 HD	HD
		171	Star Sports 1Tamil HD	HD
		172	Star Sports 1Telugu HD	HD
		173	Star Kiran HD	HD
		174	Pravah Pictures HD	HD
		175	Vijay TV	SD
		176	Vijay Super	SD
		177	Vijay HD	HD
		178	Vijay Takkar (Vijay Music)	SD
		179	Asianet	SD
		180	Asianet Plus	SD
		181	Asianet Movies	SD
		182	Suvarna Plus	SD
		183	Star Suvarna HD	HD
		184	Asianet HD	HD
		185	Star Suvarna	SD
		186	Vijay Super HD	HD
		187	Asianet Movies HD	HD
29	SUN TV Network Limited	188	Adithya TV	SD
		189	Chintu TV	SD
		190	Chutti TV	SD
		191	Gemini Comedy	SD
		192	Gemini Life	SD
		193	Gemini Movies	SD

		194	Gemini Music	SD
		195	Gemini TV	SD
		196	KTV	SD
		197	Surya Movies	SD
		198	Kushi TV	SD
		199	SUN Life	SD
		200	Sun Music	SD
		201	Sun News	SD
		202	Surya Music	SD
		203	SUN TV	SD
		204	Surya Comedy	SD
		205	Surya TV	SD
		206	Udaya Comedy	SD
		207	Udaya Movies	SD
		208	Udaya Music	SD
		209	Udaya TV	SD
		210	Kochu TV	SD
		211	Sun TV HD	HD
		212	KTV HD	HD
		213	Sun Music HD	HD
		214	Gemini TV HD	HD
		215	Gemini Music HD	HD
		216	Gemini Movies HD	HD
		217	Surya TV HD	HD
		218	Udaya TV HD	HD
30	Suryansh Broadcasting Private Limited	219	Flowers	SD
31	Warner Media India Private Limited	220	Cartoon Network	SD
		221	CNN International	SD
		222	POGO	SD
		223	Cartoon Network HD+	HD
32	TV 18 Broadcast Limited	224	CNN News 18	SD
		225	CNBC Bazaar	SD
		226	CNBC TV 18 Prime HD	HD
		227	CNBC Awaaz	SD

		228	News 18 Tamil Nadu	SD
		229	News 18 Kerala	SD
		230	News 18 Assam / North East	SD
		231	News 18 India	SD
		232	CNBC TV 18	SD
		233	News 18 Bihar Jharkhand	SD
		234	News 18 Madhya Pradesh/Chattisgarh	SD
		235	News 18 Rajasthan	SD
		236	News 18 Uttar Pradesh/ Uttaranchal	SD
		237	News 18 Jammu/Kashmir/Ladakh /Himachal	SD
		238	News 18 Kannada	SD
		239	News 18 Bangla	SD
		240	News 18 Punjab / Haryana	SD
		241	News 18 Gujarati	SD
		242	News 18 Odia	SD
33	TV Today Network Limited	243	Aaj Tak	SD
		244	India Today	SD
		245	AAJ Tak HD	HD
		246	Good News Today	SD
34	Viacom 18 Media Private Limited	247	Colors	SD
		248	Comedy Central (HD )	HD
		249	MTV	SD
		250	NICK	SD
		251	NICK JR	SD
		252	SONIC	SD
		253	VH 1 (HD Distribution)	HD
		254	Colors Infinity HD	HD
		255	Colors Infinity	SD
		256	Colors HD	HD
		257	NICKS HD+	HD
		258	Colors Cineplex	SD

		259	MTV Beats	SD
		260	Colors Kannada HD	HD
		261	Colors Marathi HD	HD
		262	Colors Bangla HD	HD
		263	Colors Super	SD
		264	Colors Cineplex Bollywood	SD
		265	Sports18 1	SD
		266	Sports 18 1 HD	HD
		267	Sports 18 2	SD
		268	Sports 18 3	SD
		269	Colors Bangla	SD
		270	Colors Gujarati	SD
		271	Colors Kannada	SD
		272	Colors Marathi	SD
		273	Colors Odia	SD
		274	MTV Beats HD	HD
		275	Colors Tamil	SD
		276	Colors Cineplex HD	HD
		277	VH 1	SD
		278	Colors Tamil HD	HD
		279	MTV HD	HD
		280	Colors Rishtey	SD
		281	Colors Kannada Cinema	SD
		282	Colors Gujarati Cinema	SD
		283	Comedy Central	SD
		284	Colors Bangla Cinema	SD
		285	Colors Cineplex Superhit	SD
35	Zee Akaash News Private Limited	286	Zee 24 Ghanta	SD
36	Zee Entertainment Enterprises Limited	287	Zee Bollywood	SD
		288	Action Cinema	SD
		289	Zee Bangla Cinema	SD
		290	Zee Café HD	HD
		291	Zee Café	SD

	292	Zee Cinema	SD
	293	Zee Talkies	SD
	294	Zee TV	SD
	295	Zing	SD
	296	& Picture	SD
	297	Zee Bangla	SD
	298	Zee Marathi	SD
	299	ZEE ZEST HD	HD
	300	Zee Zest	SD
	301	Zee TV HD	HD
	302	Zee Cinema HD	HD
	303	& TV	SD
	304	& TV HD	HD
	305	Zee Kannada	SD
	306	Zee Telugu	SD
	307	& Pictures HD	HD
	308	Zee Cinemalu	SD
	309	Zee Yuva	SD
	310	Zee Marathi HD	HD
	311	& Prive HD	HD
	312	Zee Bangla HD	HD
	313	Zee Tamil HD	HD
	314	Zee Cinemalu HD	HD
	315	Zee Telugu HD	HD
	316	Zee Tamil	SD
	317	Zee Kannada HD	HD
	318	Zee Anmol Cinema	SD
	319	& Flix HD	HD
	320	& Flix	SD
	321	Zee Keralam HD	HD
	322	Zee Keralam	SD
	323	Zee Anmol	SD
	324	Big Magic	SD
	325	Zee Ganga	SD

		326	Zee Classic	SD
		327	&Xplore HD	HD
		328	ZEE Sarthak	SD
		329	Zee Talkies HD	HD
		330	Zee Punjabi	SD
		331	Zee Thirai	SD
		332	Zee Picchar	SD
		333	Zee Thirai HD	HD
		334	Zee Picchar HD	HD
		335	Zee Biskope	SD
37	Zee Media Corporation Limited	336	Zee 24 Taas	SD
		337	Zee Delhi NCR Haryan (Zee Odisha)	SD
		338	Zee Business	SD
		339	Zee Punjab Haryana Himachal	SD
		340	Zee Madhya Pradesh Chattisgarh	SD
		341	Salaam TV	SD
		342	Zee 24 Kalak	SD
		343	WION	SD
		344	Zee Uttar Pradesh Uttarakhand	SD
		345	Zee Bharat	SD
		346	Zee Bihar Jharkhand	SD
		347	Zee News	SD
		348	Zee Rajasthan News	SD
		349	Zee News HD	HD
		350	Zee Kannada News	SD
		351	Zee Telugu News	SD
38	Zoom Entertainment Network Limited	352	Movies Now	SD
39	Sidharth Broadcasting Private Limited	353	Sidharth TV	SD
40	Sarthak Music Private Limited	354	Sidharth Bhakti	SD
		355	Jay Jagannath	SD
		356	Sidharth Gold	SD
41	Kalaighar TV Pvt Limited	357	Kalaighar TV	SD

		358	Kalaignar Isai Aruvi	SD
		359	Kalaignar Siripolli	SD
		360	Kalaignar Murasu	SD
		361	Kalaignar Seithigal	SD



**List of Major MSOs/HITS Operators**

- 1. M/s. Siti Networks Limited.,**  
1<sup>st</sup> Floor, FC-09, Gate No.03,  
Sector-16-A Film City,  
Noida-201301,  
Tel: 0120-4526700  
Website : [www.sitinetworkslimited](http://www.sitinetworkslimited)  
Toll Free No. 1800 1234 001
  
- 2. M/s Den Networks Limited.**  
236, Ground Floor, Okhla Industrial Estate,  
Phase-III, New Delhi-110020  
Website: [www.den networks.com](http://www.den networks.com)  
Toll Free No. 1800 419 2020
  
- 3. M/s Hathway Digital Private Limited.**  
805/606, 8<sup>th</sup> Floor, Windsor  
Off CST Road, Kalina, Santacruz (East),  
Mumbai-400098 (Maharashtra)  
PH: 022-26001306,  
Fax No: 022-26001307  
Website : [www.hathway.com](http://www.hathway.com)  
Toll Free No. 1800 4197 900
  
- 4. M/s GTPL Hathway.**  
202, 2<sup>nd</sup> Floor,  
Sahajanad Shopping Center  
Opp. Swaminarayan Mandir  
Shahibaug, Ahemdabad-38004  
Ph: 079-30280340 / 41, 079-25626476 / 77  
Website : [www.gtpl.net](http://www.gtpl.net)  
Toll Free No. 1800-419-0419
  
- 5. M/s NXT Digital Limited.**  
IN Centre, 49/50 MIDC  
12<sup>th</sup> Road, Andheri  
MUMBAI-400093 (Maharashtra)  
Ph: 022-28208585  
Website : [www.nxtdigital.co.in](http://www.nxtdigital.co.in)  
Toll Free No. 18602120400 18002100400

- 6. M/s NXT Digital Limited (HITS)**  
IN Centre, 49/50 MIDC  
12<sup>th</sup> Road, Andheri  
MUMBAI-400093 (Maharashtra)  
Ph: 022-28208585  
Website : [www.nxtdigital.co.in](http://www.nxtdigital.co.in)  
Toll Free No. 18602120400 18002100400
- 7. M/s Fastway Transmission Pvt. Ltd..**  
SCO-16-17, Top Floor  
Sector-34-A, Chandigarh  
Ph: 0161-4044444  
Website : [www.fastway.in](http://www.fastway.in)  
Toll Free No. 18001026602
- 8. M/s Tamil Nadu ARASU Cable TV Corporation Ltd.**  
11/22, Mangadusamy Street, Nungambakkam,  
Chennai-600034  
Ph: 044-2843 2911  
Fax : 044-2843 2913  
Website : [www.tactv.in](http://www.tactv.in)  
Toll Free No. 1800 425 2911
- 9. M/s Kerala Communicators Cable Ltd.**  
CC -22/491, Girnar, Kadavanthara,  
Cochin-682020 (Kerala)  
Ph: 0484-2316441  
Website : [www.kccl.tv](http://www.kccl.tv)  
Toll Free No. 18004195755
- 10. M/s Thamizhaga Cable TV Communication Pvt. Ltd.**  
Old No. 150, New No. 48, Sami Naicken Street,  
Chinthadripet, Chennai-600002 (T.N.)  
Ph: 044-49272222  
Website : [www.tccl.co.in](http://www.tccl.co.in)  
Toll Free No. 1800-102-9845
- 11. M/s Kal Cable Private Ltd.**  
No. 229, Kutchery Road, Mylapore,  
Chennai-600004 (T.N.)  
Ph: 044-49616161  
Fax : 044-49616171  
Website : [www.scv.in](http://www.scv.in)  
Toll Free No. 1800-102-0728

**12. M/s V.K. Digital Network Pvt. Ltd.**

3-A-29, Willow Crest,

6<sup>th</sup> Main Road, R.A. Puram,

Chennai-600029 (T.N.)

Ph: 044-4242 8282

Website : [www.vkdigital.co.in](http://www.vkdigital.co.in)

Toll Free No. 18004199908

**List of Pay DTH Operators**

- 1. M/s. Tata Play Limited**  
Tata Communications Complex,  
Mandi Road, PO Chattarpur,  
New Delhi – 110 074  
Tel: 011-6616 3000  
Fax-022-6616 3030  
Website : [www.tatasky.com](http://www.tatasky.com)  
Toll Free No. 18002086633
- 2. M/s Dish TV India Ltd.**  
FC-19, Sector-16A, Film City,  
Noida-201301  
Tel: 91-120-2467005 / 2467000  
Fax: 91-120-4357082  
Toll Free No. 18002583474 (Dish), 1800212212 (d2h)  
Website : [www.dishtv.in](http://www.dishtv.in)
- 3. SUN Direct TV(P) Ltd.**  
Murasoli Maran Towers, 73, MRC Nagar,  
Main Road, MRC Nagar, Chennai – 28  
PH: 044-44676767, Fax No 044-40679191  
Website : [www.sundirect.in](http://www.sundirect.in)  
Toll Free No. 18001037575
- 4. Bharti Telemedia Ltd.**  
Airtel Centre, Plot No 16,  
Udyog Vihar Phase IV,  
Gurgaon – 122 015  
Ph: 0124-4222222  
Fax : 0124-4248063  
Website : [www.airtel.in](http://www.airtel.in)  
Toll Free No. 18001036065

### List of Pay IPTV Operators

S. No.	Name of IPTV Operators
1	M/s Hyderabad Cable Digital Service Pvt. Ltd.
2	M/s Bhoomika Digital Cable Services Pvt. Ltd.
3	M/s Peak Air Pvt. Ltd.
4	M/s Katalysts Productions Pvt. Ltd.
5	M/s Andhra Pradesh State Fibernet Limited
6	M/s Triple Play Teleservices (P) Ltd.
7	M/s WI Bro Solutions Pvt. Ltd
8	M/s Extreme Teleconnect Pvt. Ltd.
9	M/s Delinet Broadband Pvt. Ltd
10	M/s Den Networks Ltd.
11	M/s Hathway Digital Limited
12	M/s City Online Media Pvt. Ltd.
13	M/s Act Digital Home Entertainment Pvt. Ltd.
14	M/s Kabel First India Pvt. Ltd.
15	M/s ACN Cable Pvt. Ltd.
16	M/s UCN Network Pvt. Ltd.
17	M/s Atria Convergence Technologies Ltd.
18	M/s Skypro Communications
19	M/s E2 Info Solutions
20	M/s Assistive Netspeed Technologies Pvt. Ltd.
21	M/s Bangalore Broadband Network Private Limited
22	M/s Creative Cable Network
23	M/s Wired Entertainment
24	M/s V.K. Digital Network Private Ltd.
25	M/s AAA Cloud Telephony Private Limited
26	M/s Dombivali Optical Network Cable Pvt. Ltd
27	M/s ST Broadband Cable Service
28	M/s Kal Cables Private Limited
29	M/s R.D. Cable Network
30	K. Net Solution Private Limited
31	M/s U-Digital Network Pvt. Ltd.
32	M/s Excitel Broadband Pvt. Ltd.
33	M/s Meghbela Cable & Broadband Services Private Limited

**Annexure 5.5: List of 113 cities with operational private FM Radio Channels in India (as on 31<sup>st</sup> March 2024)**

<b>S.No.</b>	<b>City</b>	<b>Category</b>	<b>Channels</b>
1	Agartala	D	2
2	Agra	B	4
3	Ahmedabad	A	6
4	Ahmednagar	C	4
5	Aizwal	D	3
6	Ajmer	C	4
7	Akola	C	4
8	Alappuzha	C	2
9	Aligarh	C	4
10	Allahabad	B	4
11	Amravati	C	1
12	Amritsar	B	4
13	Asansol	B	3
14	Aurangabad	C	4
15	Bareilly	C	4
16	Bengaluru	A	8
17	Bhadarwah	Others	1
18	Bharuch	D	2
19	Bhavangar	C	2
20	Bhopal	B	4
21	Bhubaneshwar	C	4
22	Bikaner	C	4
23	Bilaspur	C	3
24	Chandigarh	C	4
25	Chennai	A+	7
26	Coimbatore	B	4
27	Dehradun	C	1
28	Delhi	A+	9
29	Dhule	C	3
30	Dhubri	Others	1
31	Durg-Bhillaina	D	1

<b>S.No.</b>	<b>City</b>	<b>Category</b>	<b>Channels</b>
32	Erode	C	2
33	Gangtok	D	2
34	Godhara	D	1
35	Gorakhpur	C	4
36	Gulbarga	C	1
37	Guwahati	C	4
38	Gwalior	C	4
39	Haflong	Others	1
40	Hissar	D	4
41	Hubli - Dharwad	C	2
42	Hyderabad	A	8
43	Indore	B	4
44	Itanagar	D	2
45	Jabalpur	B	4
46	Jaipur	A	6
47	Jalandhar	C	4
48	Jalgaon	C	4
49	Jammu	C	4
50	Jamnagar	C	2
51	Jamshedpur	B	4
52	Jhansi	C	4
53	Jodhpur	C	4
54	Junagarh	D	2
55	Kannur	C	3
56	Kanpur	A	6
57	Karnal	D	3
58	Kargil	Others	2
59	Kathua	Others	2
60	Kochi	B	4
61	Kolhapur	C	4
62	Kolkata	A+	7
63	Kota	C	4

<b>S.No.</b>	<b>City</b>	<b>Category</b>	<b>Channels</b>
64	Kozhikode	C	4
65	Lucknow	A	6
66	Leh	Others	3
67	Madurai	B	4
68	Mangalore	C	3
69	Mehsana	D	2
70	Mumbai	A+	9
71	Muzaffarpur	C	4
72	Mysore	C	3
73	Nagpur	A	6
74	Nanded	C	3
75	Nasik	C	4
76	Nellore	C	1
77	Palampur	D	1
78	Panaji	D	2
79	Patiala	C	4
80	Patna	C	4
81	Porbandar	D	1
82	Punch	Others	2
83	Puducherry	C	4
84	Pune	A	6
85	Raigarh	D	1
86	Raipur	C	3
87	Rajahmundry	C	3
88	Rajkot	B	4
89	Ranchi	C	4
90	Rourkela	C	2
91	Salem	C	2
92	Sangli	C	4
93	Shillong	D	3
94	Shimla	D	3
95	Sholapur	C	4
96	Siliguri	C	3



<b>S.No.</b>	<b>City</b>	<b>Category</b>	<b>Channels</b>
97	Srinagar	C	4
98	Surat	A	6
99	Thiruvananthapuram	C	4
100	Thoothukudi	C	2
101	Thrissur	C	3
102	Tiruchirappalli	C	3
103	Tirunelveli	C	3
104	Tirupati	C	3
105	Udaipur	C	4
106	Ujjain	C	1
107	Vadodra	B	4
108	Varanasi	B	4
109	Vellore	C	2
110	Veraval	D	1
111	Vijayawada	B	3
112	Vishakapatnam	B	3
113	Warrangal	B	3
	<b>Total</b>		<b>388</b>

## Index of Tables & Charts

### Tables

Table 1.1: Subscriber Base & Teledensity - Rural & Urban .....	2
Table 1.2: Service Area-wise Access (Wireless+Wireline) Subscribers base.....	4
Table 1.3: Service Area-wise Rural-Urban Subscribers .....	6
Table 1.4: Service Area-wise Tele-density .....	7
Table 1.5: State/UT-wise Subscriber Base (Wireless+Wireline).....	9
Table 1.6: State/UT-wise Tele-density .....	10
Table 1.7: Service Provider-wise Growth/Decline in Subscriber base.....	11
Table 1.8: Market Share of the operators in total rural subscriber base .....	12
Table 1.9: List of Cellular Mobile (GSM & CDMA) Service Providers currently providing service. ....	12
Table 1.10: Wireless Subscriber Base & Tele-density - Rural & Urban .....	14
Table 1.11: Growth in Wireless Subscriber Base.....	15
Table 1.12: Service Area-wise Wireless Subscriber Base .....	16
Table 1.13: Service Area-wise Wireless Rural-Urban Subscribers .....	17
Table 1.14: Service Area-wise Wireless Tele-density .....	18
Table 1.15: State/UT-wise wireless subscriber base .....	19
Table 1.16: State/UT-wise wireless Tele-density .....	20
Table 1.17: Rural Wireless Subscribers and Market Share.....	21
Table 1.18: Service Providers providing Wireline services .....	23
Table 1.19: Wireline Subscriber Base & Tele-density - Rural & Urban.....	24
Table 1.20: Service Provider-wise Subscribers (Rural & Urban) & Share of Rural Subscription	25
Table 1.21: Service Provider-wise growth in Wireline Subscribers .....	26
Table 1.22: Service Area-wise Wireline Subscribers & Net Addition .....	26
Table 1.23: Service Area-wise Wireline Rural-Urban Subscriber Base.. ..	28
Table 1.24: Service Area-wise Wireline Tele-density .....	28
Table 1.25: State/UT-wise Wireline Subscriber Base .....	30
Table 1.26: State/UT-wise Wireline Tele-density.....	31
Table 1.27: Rate of change & Market share of PCOs .....	32
Table 1.28: Trend of Internet subscriber base .....	35
Table 1.29: Break-up of Urban-Rural Internet Subscriber Base.....	37
Table 1.30: State/UT wise Break up of Rural-Urban internet subscriber base .....	38
Table 1.31: Internet Subscriber Base & Market share of top 10 SPs .....	39
Table 1.32: Service area-wise number of internet subscribers per 100 population .....	43
Table 1.33: State/UT wise number of Internet Subscribers per 100 population.....	44
Table 1.34: PMRTS Subscriber base - Service Provider-wise.....	49
Table 1.35: VSAT Service Providers currently providing service & their subscriber base .....	51
Table 2.1: Key Indicators - Wireless Services .....	53
Table 2.2: Monthly ARPU - Wireless Services.....	54
Table 2.3: Composition of ARPU - Wireless Services .....	55
Table 2.4: MOU per subscriber per month.....	56
Table 2.5: Outgoing SMS per subscriber per month.....	56
Table 2.6: %Break-up of Outgoing minutes from Home Service Area (HSA) .....	58
Table 2.7: Trends of Key Parameters - wireless Services.....	59
Table 3.1: Gross Revenue, Adjusted Gross Revenue, License Fee & Spectrum Charges.....	61
Table 3.2: Service-wise Gross Revenue, Adjusted Gross Revenue, License Fee and Spectrum Charges .....	61
Table 3.3: Access Services - Service Provider-wise Adjusted Gross Revenue .....	62
Table 3.4: Category-wise share in Adjusted Gross Revenue of Access Services .....	63
Table 4.1: QoS Summary - Wireless Service .....	65
Table 4.2: Parameter-wise Analysis of Non-compliance of QoS Benchmarks for Wireless Service Providers. ....	67
Table 4.3: QoS Summary - Wireline Services .....	69

Table 4.4: Parameter-wise Analysis of Non-compliance of QoS Benchmarks for Wireline Service Providers .....	71
Table 4.5: Performance of Wireline Broadband Service Providers against identified parameters.....	74
Table 4.6: Parameter-wise Analysis of non-compliance of QoS benchmarks for Wireline Broadband Service Providers .....	76
Table 5.1: Key Parameters - Broadcasting & Cable TV Services.....	79
Table 5.2: Permission-wise number of permitted satellite TV channels.....	80
Table 5.3: Price-Range wise Analysis of Pay Channels as reported by the broadcaster to TRAI.	82
Table 5.4: Genre wise Analysis of Pay Channels .....	82
Table 5.5: Broadcaster wise number of pay channels as reported to TRAI .....	83
Table 5.6: Number of pay channels being offered by major broadcasters including their group companies .....	84
Table 5.7: Subscriber base of major MSOs/HITS (more than one million subscribers) .....	88
Table 5.8: FM Radio operators in terms of number of FM Radio channels .....	92

## **Charts**

Chart 1.1: Trends in Telephone Subscribers and Tele-density in India.....	2
Chart 1.2: Market Share - Rural & Urban Subscribers .....	3
Chart 1.3: Composition of Access Subscriptions - Wireline & Wireless .....	4
Chart 1.4: Composition of Rural - Urban Telephone Subscribers .....	4
Chart 1.5: Net Addition/decline in Telephone Subscriptions .....	7
Chart 1.6: Wireless Subscriber Base and Tele-density .....	14
Chart 1.7: Wireless Market Share - Rural & Urban.....	15
Chart 1.8: Trend of Technology-wise Wireless Data Usage (in Terabyte) .....	22
Chart 1.9: Trend of Wireless Data Subscribers and Volume of Wireless Data Usage .....	22
Chart 1.10: Wireline Subscriber Base and Tele-density .....	24
Chart 1.11: Composition of Wireline Subscribers - Rural & Urban.....	25
Chart 1.12: Trend of Number of PCOs.....	32
Chart 1.13: Trend of Number of VPTs .....	33
Chart 1.14: Composition of Internet subscriptions .....	35
Chart 1.15 : Composition of Broadband & Narrowband subscriptions .....	36
Chart 1.16 : Market share of PSUs and Private Internet Service Providers .....	36
Chart 1.17: Subscriber Base of top ten ISPs.....	40
Chart 1.18: Composition of Wired Internet Subscribers.....	40
Chart 1.19: Composition of Wireless Internet Subscribers .....	41
Chart 1.20: Technology Trend for Wireless Internet Access .....	41
Chart 1.21: Technology Trend for Wired Internet Access.....	42
Chart 1.22: Trends in MOU for Internet Telephony.....	46
Chart 1.23: Composition of Broadband Subscriptions – Technology-wise.....	47
Chart 1.24: Composition of Narrowband Subscriptions – Technology-wise .....	48
Chart 1.25: Number of PMRTS subscribers & Rate of Growth (%) .....	50
Chart 1.26: Number of VSAT Subscribers & Rate of Growth (%).....	50
Chart 2.1: Break-up of Outgoing minutes from Home Service Area (HSA).....	53
Chart 2.2: Proportion of prepaid subscribers.....	54
Chart 2.3: Minutes of Usage by Outroamers as a % of Total Minutes of Usage .....	57
Chart 2.4: Outgoing SMS Usage by Out-roamers as a % of Total No. of Outgoing SMS Usage ..	57
Chart 2.5: % Subscribers who availed roaming services during the quarter .....	58
Chart 2.6: % Break-up of minutes of usage of out-roamers.....	59
Chart 3.1: Composition of Adjusted Gross Revenue.....	62
Chart 5.1: Number of Satellite TV channels in India .....	80
Chart 5.2: Number of Pay and FTA channels .....	81
Chart 5.3 : Numbers of SD satellite pay TV channels and HD satellite pay TV channels.....	81
Chart 5.4 : Total active subscriber base of pay DTH sector (in millions).....	85
Chart 5.5 : Market share of Pay DTH Operators .....	86

Chart 5.6 : Number of Private FM Radio channels .....87  
Chart 5.7 : Details of Advertisement Revenue submitted by the private FM Radio broadcasters  
.....89  
Chart 5.8 : Number of operational Community Radio Stations .....89