



Telecom Regulatory Authority of India

The Indian Telecom Services Performance Indicators October - December, 2015

New Delhi, India
18th May, 2016

Mahanagar Doorsanchar Bhawan,
Jawahar Lal Nehru Marg, New Delhi-110002
Tel: +91-11- 23230752, Fax: +91-11- 23236650
Website: www.trai.gov.in

Disclaimer

The Information and Statistics contained in this report are derived from variety of sources, but are mainly reliant on data obtained from Service Providers. This report does not constitute commercial or other advice. No warranty, representation or undertaking of any kind, express or implied, is given in relation to the information and statistics contained in this report.

Table of Contents

Snapshot	i
Trends at a Glance	xi
Introduction	xiii
Chapter 1 : Subscription Data	1
Section A : Access Service - An Overview	2
Section B : Wireless Service	10
Section C : Wireline Service	19
Section D : Internet Service.....	28
Section E : Other Value Added Services - PMRTS & VSAT	38
Chapter 2 : Revenue and Usage	41
Section A: GSM Service.....	42
Section B: CDMA - Full Mobility Service.....	50
Chapter 3 : Financial Data of Telecom Service Sector	57
Chapter 4 : Quality of Service (QoS)	61
Section A: Quality of Service Performance of Wireless Service Providers.....	62
Section B: Quality of Service Performance of Wireline Service Providers.....	74
Section C: Quality of Service Performance of Broadband Service	77
Chapter 5 : Performance of Cable TV, DTH and Radio Broadcasting Services..	80
Annexures	85
Annexure 1.1: Licensed Cellular (GSM & CDMA) Service Providers	86
Annexure 1.2: Wireless Subscriber Base.....	87
Annexure 1.3: Wireline Subscriber Base	90
Annexure 1.4: Service Area and Operator wise details of PCOs	91
Annexure 1.5: Service Provider wise details of Village Public Telephones.....	95
Annexure 1.6: Internet Service Provider(ISP) wise Internet Subscriber base....	97
Annexure 1.7: List of Service Providers which reported IP Telephony Minutes	102
Annexure 1.8: Service Area wise PMRTS subscriber Base	105
Annexure 2.1: GSM Service - Service Area wise Statistics	107
Annexure 2.2: CDMA Full Mobility Service - Service Area wise Statistics.....	108
Annexure 4.1: Performance of QoS Parameters for Cellular Mobile 2G Service	109
Annexure 4.2: Performance of QoS Parameters for Cellular Mobile 3G Service	115
Annexure 4.3: Performance of QoS Parameters for Basic (Wire-line) Service ..	118
Annexure 4.4: Quality of Service Performance of Broadband Service	121
Annexure 5.1: List of Multi System Operators (MSOs) who have been granted <i>permanent</i> registration (for 10 years) by MIB to operate in Digital Addressable System (DAS).....	123
Annexure 5.2: List of Pay Channels as reported to TRAI.....	172
Annexure 5.3: List of operational private FM Radio Stations in India	180
Annexure 5.4: List of Pay DTH Operators	183
Annexure 5.5: List of permitted teleports as available on the website of MIB .	184
Index of Tables & Charts	189

Snapshot

(Data As on 31st December, 2015)

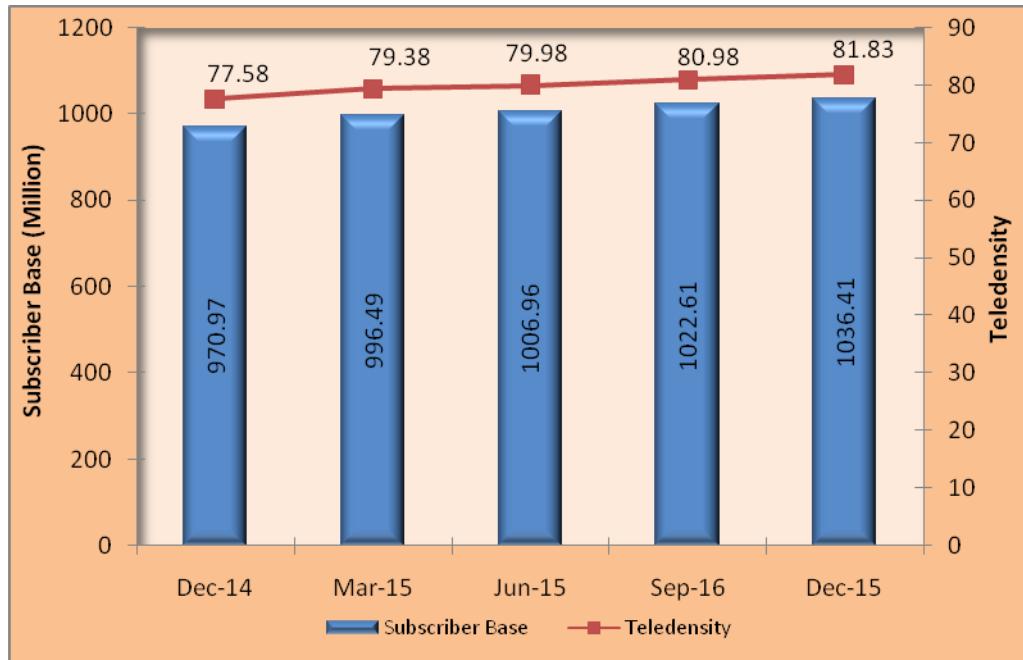
Telecom Subscribers (Wireless +Wireline)	
Total Subscribers	1,036.41 Million
% change over the previous quarter	1.35%
Urban Subscribers	600.66 Million
Rural Subscribers	435.75 Million
Market share of Private Operators	89.89%
Market share of PSU Operators	10.11%
Teledensity	81.83
Urban Teledensity	152.45
Rural Teledensity	49.94
Wireless Subscribers	
Total Wireless Subscribers	1,010.89 Million
% change over the previous quarter	1.43%
Urban Subscribers	579.67 Million
Rural Subscribers	431.22 Million
GSM Subscribers	963.99 Million
CDMA Subscribers	46.90 Million
Market share of Private Operators	91.48%
Market share of PSU Operators	8.52%
Teledensity	79.82
Urban Teledensity	147.12
Rural Teledensity	49.43
Wireline Subscribers	
Total Wireline Subscribers	25.52 Million
% change over the previous quarter	-1.68%
Urban Subscribers	20.99 Million
Rural Subscribers	4.53 Million
Market share of Private Operators	26.91%
Market share of PSU Operators	73.09%
Teledensity	2.01
Urban Teledensity	5.33
Rural Teledensity	0.52
No. of Village Public Telephones (VPT)	5,87,280
No. of Public Call Office (PCO)	6,18,084

Internet/Broadband Subscribers	
Total Internet Subscribers	331.66 Million
Narrowband subscribers	195.13 Million
Broadband subscribers	136.53 Million
Wired Internet Subscribers	19.98 Million
Wireless Internet Subscribers	311.69 Million
Urban Internet Subscribers	219.50 Million
Rural Internet Subscribers	112.16 Million
Total Internet Subscribers per 100 population	26.19
Urban Internet Subscribers per 100 population	55.71
Rural Internet Subscribers per 100 population	12.86
Broadcasting & Cable Services	
No. of private satellite TV channels registered with Ministry of I&B	847
Number of private FM Radio Stations	243
Registered DTH Subscribers	84.80 Million
Active DTH Subscribers	55.98 Million
Telecom Financial Data (QE Dec-15)	
Gross Revenue (GR) during the quarter	₹ 65,347 Crore
% change in GR over the previous quarter	0.54%
Adjusted Gross Revenue (AGR) during the quarter	₹ 46,087 Crore
% change in AGR over the previous quarter	-0.37%
Share of Public sector undertakings in Access AGR	10.21%
Monthly Average Revenue Per User (ARPU) for Access Services	₹ 124
Revenue & Usage Parameters (QE Dec-15)	
Monthly ARPU GSM Full Mobility Service	₹ 123
Monthly ARPU CDMA Full Mobility Service	₹ 103
Minutes of Usage (MOU) per subscriber per month - GSM Full Mobility Service	376 Minutes
Minutes of Usage (MOU) per subscriber per month - CDMA Full Mobility Service	252 Minutes
Total Outgoing Minutes of Usage for Internet Telephony	271 Million
Data Usage of Mobile Users (for the QE Dec-15)	
Data Usage per subscriber per month - GSM	122.93 MB
Data Usage per subscriber per month - CDMA	412.91 MB
Data Usage per subscriber per month – Total(GSM+CDMA)	136.63 MB

Executive Summary

1. The number of telephone subscribers in India increased from 1,022.61 million at the end of Sep-15 to 1,036.41 million at the end of Dec-15, registering a growth of 1.35% over the previous quarter. This reflects year-on-year (Y-O-Y) growth of 6.74% over the same quarter of last year. The overall Teledensity in India increased from 80.98 as on 30th September, 2015 to 81.83 as on 31st December, 2015.

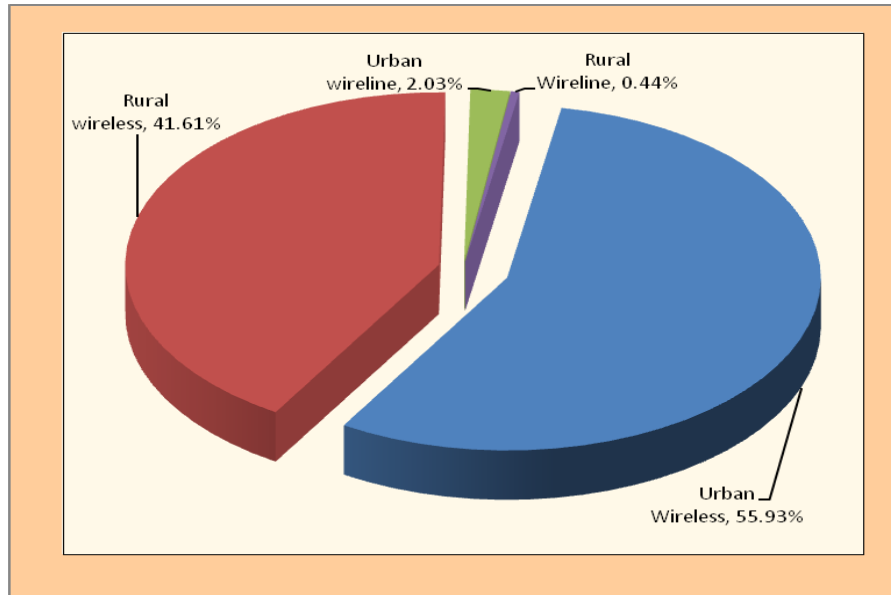
Trends in Telephone subscribers and Teledensity in India



2. Subscription in Urban Areas increased from 599.01 million at the end of Sep-15 to 600.66 million at the end of Dec-15, whereas Urban Teledensity slightly declined from 152.76 to 152.45. Rural subscription increased from 423.61 million to 435.75 million, and Rural Teledensity also increased from 48.66 to 49.94 during the same period.

3. Out of the total subscription, the share of the Rural subscription increased from 41.42% at the end of Sep-15 to 42.04% at the end of Dec-15.

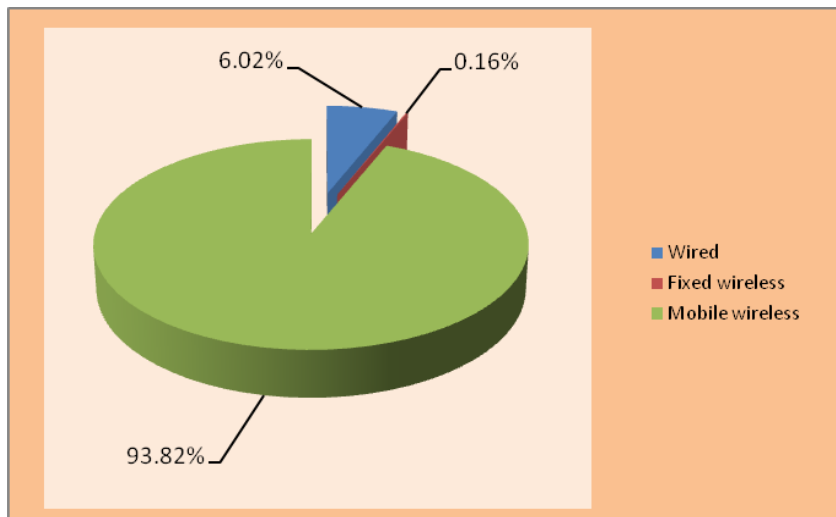
Composition of Telephone Subscribers



4. With a net addition of 14.23 million subscribers during the quarter, total wireless (GSM+CDMA) subscriber base increased from 996.66 million at the end of Sep-15 to 1,010.89 million at the end of Dec-15, registering a growth rate of 1.43% over the previous quarter. The year-on-year (Y-O-Y) growth rate of wireless subscribers for Dec-15 is 7.09%.
5. Wireless Tele-density increased from 78.93 at the end of Sep-15 to 79.82 at the end of Dec-15.
6. Wireline subscriber base further declined from 25.95 million at the end of Sep-15 to 25.52 million at the end of Dec-15, registering a decline of 1.68%. The year-on-year (Y-O-Y) decline in wireline subscribers for Dec-15 is 5.49%.
7. Wireline Teledensity declined from 2.06 at the end of Sep-15 to 2.01 at the end of Dec-15.

8. Total number of Internet subscribers has increased from 324.95 million at the end of Sep-15 to 331.66 million at the end of Dec-15, registering a quarterly growth rate of 2.06%. Out of 331.66 million, Wired Internet subscribers are 19.98 million and Wireless Internet subscribers are 311.69 million.

Composition of internet subscription

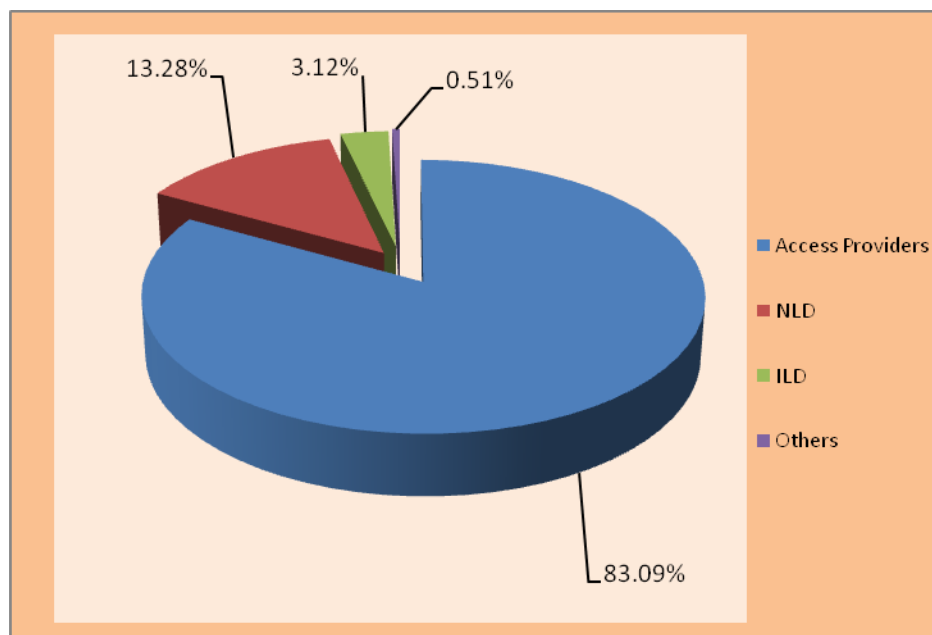


9. The Internet subscriber base of 331.66 million at the end of Dec-15 is comprised of Broadband Internet subscriber base of 136.53 million and Narrowband Internet subscriber base of 195.13 million.
10. The broadband Internet subscriber base grew by 12.95% from 120.88 million at the end of Sep-15 to 136.53 million at the end of Dec-15. On the other hand, the narrowband Internet subscriber base declined by 4.38% from 204.07 million at the end of Sep-15 to 195.13 million at the end of Dec-15.
11. Monthly Average Revenue Per User (ARPU) for GSM service increased by 0.44%, from ₹122 in QE Sep-15 to ₹123 in QE Dec-15. Monthly ARPU for GSM service grew by 3.60% on Y-O-Y in this quarter.

12. Prepaid ARPU for GSM service per month slightly increased from ₹104.99 in QE Sep-15 to ₹105.14 in QE Dec-15, and Postpaid ARPU per month increased from ₹490 in QE Sep-15 to ₹491 in QE Dec-15.
13. On an all India average, the overall MOU per subscriber per month for GSM service increased by 0.35% from 374 for QE Sep-15 to 376 in QE Dec-15.
14. Prepaid MOU per subscriber for GSM service increased from 349 in QE Sep-15 to 351 in QE Dec-15, however postpaid MOU declined from 917 in QE Sep-15 to 899 in QE Dec-15.
15. Monthly ARPU for CDMA full mobility service declined by 2.71%, from ₹106 in QE Sep-15 to ₹103 in QE Dec-15. Monthly ARPU for CDMA full mobility service declined by 4.86% on Y-O-Y basis in this quarter.
16. The total MOU per subscriber per month for CDMA full mobility service declined by 1.88%, from 256 in QE Sep-15 to 252 in QE Dec-15. The outgoing MOUs declined from 144.38 in QE Sep-15 to 143.87 in QE Dec-15, and incoming MOUs declined from 112 in QE Sep-15 to 108 in QE Dec-15.
17. Gross Revenue (GR) and Adjusted Gross Revenue (AGR) of Telecom Service Sector for the QE Dec-15 has been ₹65,347 Crore and ₹46,087 Crore respectively. GR increased by 0.54%, whereas AGR declined by 0.37% in QE Dec-15 as compared to previous quarter.
18. The year-on-year (Y-O-Y) growth in GR and AGR over the same quarter in last year has been 2.18% and 5.73% respectively.

19. Pass-through charges increased from ₹18,740 Crore in Q.E. Sep-15 to ₹19,260 in Q.E. Dec-15. The quarterly and the year-on-year (Y-O-Y) growth rates of pass-through charges for QE Dec-15 are 2.78% and -5.42% respectively.
20. The License Fee declined from ₹3,701 Crore for the QE Sep-15 to ₹3,690 Crore for the QE Dec-15. The quarterly and the year-on-year (Y-O-Y) growth rates of license fee are -0.28% and 5.77% respectively in this quarter.
21. Access services contributed 83.09% of the total Adjusted Gross Revenue of telecom services. In Access services, Gross Revenue (GR), Adjusted Gross Revenue(AGR), License Fee, Spectrum Usage Charges(SUC) and Pass Through Charges increased by 1.40%, 1.09%, 1.08%, 0.49% and 2.46% respectively in QE Dec-15.
22. Monthly Average Revenue per User (ARPU) for Access Services based on AGR declined from ₹124.68 in QE Sep-15 to ₹123.77 in QE Dec-15.

Composition of Adjusted Gross Revenue



23. The performance of 2G wireless service providers in terms of QoS during the quarter vis-à-vis that in the previous quarter is given as below:

Parameters showing improvement in QoS	Parameters showing deterioration in QoS
<ul style="list-style-type: none"> • BTSs Accumulated Downtime (Not available for service) • TCH Congestion • Call Drop Rate • Worst affected cells having more than 3% TCH drop (call drop) rate • Connections with good voice quality • Period of applying credit/waiver/adjustment to customer's account from the date of resolution of complaints • %age of calls answered by the operators (voice to voice) within 90 sec • %age requests for Termination/ Closure of service complied within 7 days 	<ul style="list-style-type: none"> • Metering and billing credibility – Postpaid • Metering and billing credibility – Prepaid • Resolution of billing/charging/credit & validity complaints (98% within 4 weeks) • Resolution of billing/charging/credit & validity complaints (100% within 6 weeks) • Accessibility of call centre/customer care • Time taken for refund of deposits after closures

24. The performance of 3G wireless service providers in terms of QoS during the quarter vis-à-vis that in the previous quarter is given below:

Parameters showing improvement in QoS	Parameters showing deterioration in QoS
<ul style="list-style-type: none"> • BTSs and Node-B's accumulated downtime (not available for service) (%age) • Worst affected cells having more than 3% TCH drop (call drop) rate and Circuit Switched Voice Drop Rate:-CBBH 	<ul style="list-style-type: none"> • Worst affected BTSs and Node-B's due to downtime (%age) • Call Set-up Success Rate (within licensee's own network) • SDCCH/Paging Channel and RRC Congestion (%age) • TCH and Circuit Switched RAB Congestion (%age)

25. The performance of wireline service providers in terms of QoS during the quarter vis-à-vis that in the previous quarter is given below:

Parameters showing improvement in QoS
<ul style="list-style-type: none">• Fault incident per 100 subscribers/month• % Fault repaired by next working days (for urban areas)• MTTR• Resolution of billing/ charging/ credit & validity complaints (98% within 4 weeks & 100% within 6 weeks)• %age of calls answered by the operators (voice to voice) within 90 sec• Termination/ Closure of service 100% within 7 days

26. A total of 847 private satellite TV channels have been permitted by the Ministry of Information and Broadcasting (MIB) for uplinking only/downlinking/uplinking, as on 31.12.2015.
27. There were a total of 254 Pay channels as reported by the broadcasters as on 30.09.2015. During the quarter ending 31.12.2015, thirteen new pay channels were reported, four channels were reported to be discontinued and one channel was converted from Pay to FTA. Now, there are 262 pay TV Channels at the quarter ending December, 2015.
28. The digitization, with addressability of cable TV sector is in progress, in a phased manner. It is planned to be completed in four phases. The cut-off date for migration to “Digital Addressable Cable TV Systems” for the first phase, covering four metropolitan cities, was 31.10.2012 and for second phase, covering 38 cities having population more than 1 million, was 30.03.2013. The cut-off date for third phase was 30.09.2014 and for the fourth and final phase was 31.12.2014. However, the cut-off date for third phase & fourth phase was further extended up to 31.12.2015 & 31.12.2016 respectively.

29. As on 31.12.2015, there were a total of 372 Multi System Operators (MSOs), who have been granted **Provisional** Registration (for 10 years) by Ministry of I&B for providing Cable TV services through Digital Addressable Systems.
30. Apart from the Radio Stations operated by All India Radio, Prasar Bharati – a public broadcaster, there are 243 operational private FM Radio stations as on 31st December, 2015. This is as per the information available on the website of MIB.
31. At present, apart from the free DTH service of Doordarshan, a public broadcaster, there are 6 private DTH Operators. All these private DTH operators are offering pay DTH services.
32. As per the information submitted by the DTH operator through quarterly PMR for DTH services, total number of registered subscribers and active subscribers being served by these six private DTH operators, as reported to TRAI, are 84.80 million & 55.98, million respectively as on 31st December, 2015. The net active subscriber base includes number of temporarily suspended subscribers who have been inactive for not more than 120 days.
33. As per data received from MIB, as on 31st December, 2015, out of the 237 community radio licenses issued so far, 190 stations are operational.

Trends at a Glance

A. Access Service (Wireline + Wireless)

	QE Dec 2014	QE Mar 2015	QE Jun 2015	QE Sep 2015	QE Dec 2015	%age change over Dec-2014	%age change over Mar-2015	%age change over Jun-2015	%age change over Sep-2015
						(12 months)	(9 months)	(6 months)	(3 months)
1) Subscriber Base (in million)									
Wireline	27.00	26.59	26.15	25.95	25.52	-5.49%	-4.05%	-2.42%	-1.68%
Wireless	943.97	969.89	980.81	996.66	1010.89	7.09%	4.23%	3.07%	1.43%
Total	970.97	996.49	1006.96	1022.61	1036.41	6.74%	4.01%	2.92%	1.35%
Rural	398.68	419.31	422.75	423.61	435.75	9.30%	3.92%	3.08%	2.87%
Urban	572.29	577.18	584.21	599.01	600.66	4.96%	4.07%	2.82%	0.28%
2) Teledensity									
Wireline	2.16	2.12	2.08	2.06	2.01	-6.60%	-4.89%	-3.00%	-1.97%
Wireless	75.43	77.27	77.90	78.93	79.82	5.82%	3.30%	2.46%	1.13%
Total	77.58	79.38	79.98	80.98	81.83	5.48%	3.09%	2.32%	1.05%
Rural	46.09	48.37	48.66	48.66	49.94	8.36%	3.26%	2.63%	2.65%
Urban	148.06	148.61	149.70	152.76	152.45	2.96%	2.58%	1.84%	-0.20%
3) Service Provider wise Subscribers Base (in Million)									
Bharti	220.60	229.43	234.11	238.74	246.89	11.91%	7.61%	5.46%	3.41%
Vodafone	178.75	183.88	185.47	188.26	193.69	8.36%	5.34%	4.43%	2.89%
Idea	150.54	157.81	162.08	166.56	171.91	14.20%	8.94%	6.07%	3.21%
Reliance	107.48	110.65	111.08	111.55	102.05	-5.05%	-7.77%	-8.13%	-8.51%
BSNL	98.32	93.64	93.29	95.34	97.64	-0.69%	4.28%	4.66%	2.41%
Aircel	78.67	81.40	83.05	84.00	85.63	8.85%	5.20%	3.11%	1.95%
Tata	67.78	67.99	63.26	63.73	62.43	-7.89%	-8.17%	-1.31%	-2.04%
Telewings	43.63	45.62	48.13	47.78	50.70	16.21%	11.15%	5.34%	6.11%
Sistema	9.04	8.92	8.75	8.42	8.06	-10.74%	-9.60%	-7.88%	-4.21%
Videocon	6.45	7.13	7.61	7.90	6.96	7.84%	-2.46%	-8.57%	-11.93%
MTNL	6.97	7.06	7.08	7.13	7.13	2.29%	0.97%	0.69%	0.05%
Quadrant	2.74	2.96	3.04	3.20	3.30	20.49%	11.48%	8.61%	3.05%
Total	970.97	996.49	1006.96	1022.61	1036.41	6.74%	4.01%	2.92%	1.35%

B. Internet Services

	QE Dec 2014	QE Mar 2015	QE Jun 2015	QE Sep 2015	QE Dec 2015	%age change over Dec-2014 (12 months)	%age change over Mar-2015 (9 months)	%age change over Jun-2015 (6 months)	%age change over Sep-2015 (3 months)
	1) Subscriber's Base (in million)								
A. Wired Internet Subscribers	18.86	19.07	19.21	19.60	19.98	5.92%	4.77%	4.02%	1.91%
B. Wireless Internet Subscribers	248.53	283.29	300.22	305.35	311.69	25.41%	10.02%	3.82%	2.07%
i. Mobile Wireless (Mobile & Dongle)	248.06	282.81	299.73	304.85	311.16	25.43%	10.02%	3.81%	2.07%
ii. Fixed Wireless (Wi-Fi, Wi-Max, Point-to-Point Radio & VSAT)	0.46	0.48	0.48	0.49	0.52	13.23%	10.23%	8.55%	6.05%
Total Internet Subscribers	267.39	302.35	319.42	324.95	331.66	24.04%	9.69%	3.83%	2.06%
2) No. of Internet Subs per 100 Population	21.37	24.09	25.37	25.73	26.19	22.57%	8.72%	3.22%	1.76%

C. Usage and Revenue for Full Mobility Services

1. Traffic (MOU) (minutes of use/subscriber/month)									
i) GSM	376	383	388	374	376	-0.24%	-1.84%	-3.30%	0.35%
ii) CDMA	262	265	263	256	252	-3.94%	-5.10%	-4.33%	-1.88%
2) ARPU (Rs./sub/ month)									
i) GSM	118.44	120.68	125.93	122.17	122.71	3.60%	1.68%	-2.56%	0.44%
ii) CDMA	108.61	108.21	107.02	106.21	103.33	-4.86%	-4.51%	-3.45%	-2.71%

D. Telecom Financial Data

	QE Dec 2014	QE Mar 2015	QE Jun 2015	QE Sep 2015	QE Dec 2015	%age change over Dec-2014 (12 months)	%age change over Mar-2015 (9 months)	%age change over Jun-2015 (6 months)	%age change over Sep-2015 (3 months)
	1. Telecom Sector								
i) Gross Revenue (Rs. in Crores)	63954.67	65226.73	65030.31	64996.42	65347.09	2.18%	0.18%	0.49%	0.54%
ii) Adjusted Gross Revenue (Rs. in Crores)	43590.57	45157.78	47134.27	46256.85	46086.66	5.73%	2.06%	-2.22%	-0.37%
2. Access Services									
Adjusted Gross Revenue (Rs. in Crores)	34541.96	35938.26	38578.39	37882.13	38293.56	10.86%	6.55%	-0.74%	1.09%
ARPU per month (AGR/ Average subscribers/3)	119.48	121.81	128.45	124.68	123.77	3.59%	1.60%	-3.64%	-0.74%

Introduction

This Report presents the Key Parameters and growth trends for the Telecom Services in India for the quarter ending December, 2015. It provides a broad perspective on the Telecom Services to serve as a reference document for various stakeholders, research agencies and analysts. Chapter-1 depicts the growth pattern, in terms of Subscriber base and Tele-density of Wireline, Wireless, Internet and Value Added Services(VAS). Chapter-2 covers the key revenue and usage parameters. Chapter-3 gives the financial and accounting data. Chapter-4 covers performance of various telecom service providers in terms of QoS. The information relating to Cable TV, DTH & Radio Broadcast services is provided in Chapter-5.

2. The Report has been prepared based on the information furnished by the Service Providers. It is also available on TRAI's website (www.trai.gov.in). Any suggestion pertaining to this report may please be addressed to Advisor(F&EA), TRAI on Tel. +91-11-23230752, Fax. +91-11-23236650 and e-mail: advfea1@trai.gov.in.

Chapter 1 :

Subscription Data

-
- In this report, Tele-density is based on the population projections from census data published by the Office of Registrar General & Census Commissioner of India.

Section A : Access Service - An Overview

1.1 The number of telephone subscribers in India increased from 1,022.61 million at the end of Sep-15 to 1,036.41 million at the end of Dec-15, registering a growth of 1.35% over the previous quarter. This reflects year-on-year (Y-O-Y) growth of 6.74% over the same quarter of last year. The overall Tele-density in India increased to 81.83 at the end of Dec-15 from 80.98 at the end of the previous quarter.

Chart 1.1: Trends in Telephone Subscribers and Tele-density in India

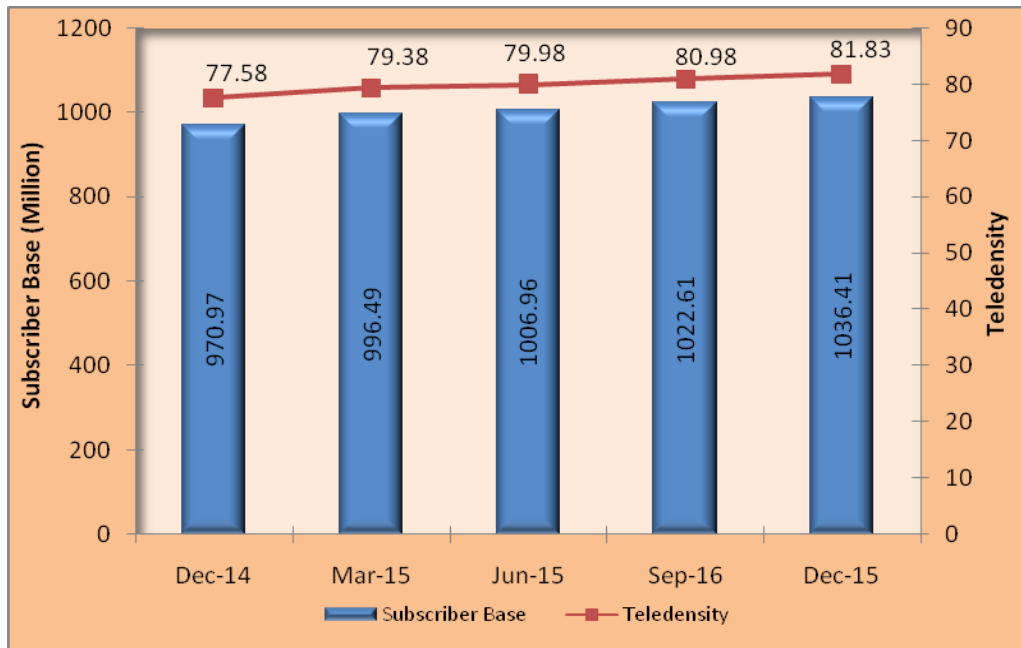
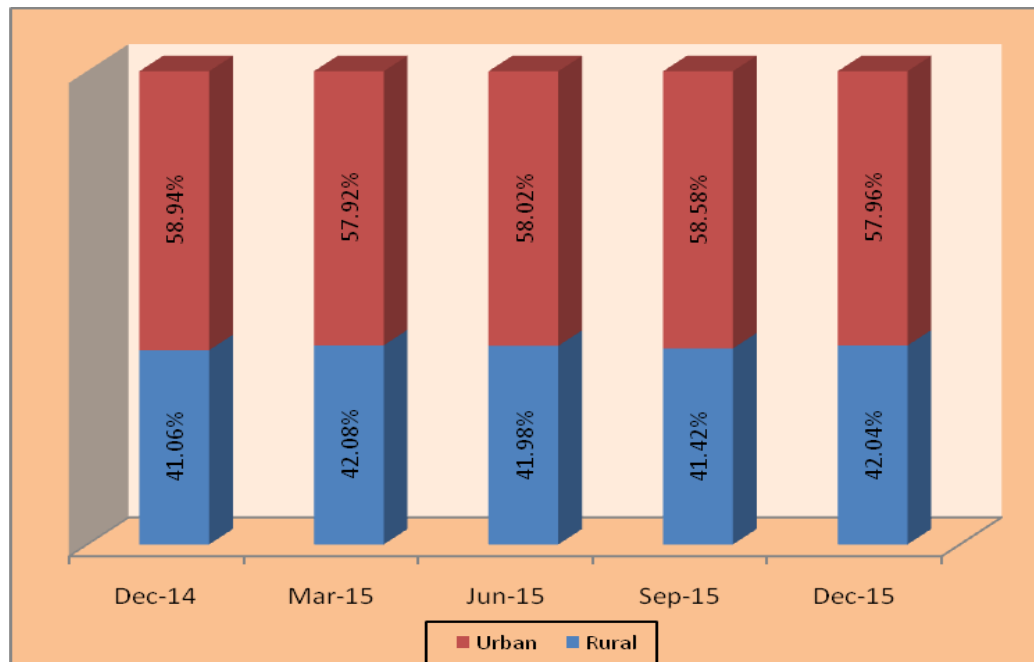


Table 1.1: Subscriber Base & Teledensity - Rural & Urban

Quarter ending	Subscriber Base (million)		Teledensity	
	Rural	Urban	Rural	Urban
Dec-14	398.68	572.29	46.09	148.06
Mar-15	419.31	577.18	48.37	148.61
Jun-15	422.75	584.21	48.66	149.70
Sep-15	423.61	599.01	48.66	153.49
Dec-15	435.75	600.66	49.94	152.45

- 1.2 Subscription in Urban Areas increased from 599.01 million at the end of Sep-15 to 600.66 million at the end of Dec-15, whereas the Urban Tele-density declined from 153.49 to 152.45 during the quarter.
- 1.3 Rural subscription increased from 423.61 million to 435.75 million and the Rural Tele-density also increased from 48.66 to 49.94 during the quarter.
- 1.4 The year-on-year (Y-O-Y) growth rate of Rural and Urban Tele-density from Dec-14 to Dec-15 is 8.36% and 2.96% respectively.

Chart 1.2: Market Share - Rural & Urban



- 1.5 Share of rural areas in total subscription has increased from 41.42% at the end of Sep-15 to 42.04% at the end of Dec-15. The year-on-year (Y-O-Y) growth of the market share in the rural areas for Dec-15 is 2.40%.

Chart 1.3: Composition of Access subscription - Wireline & Wireless

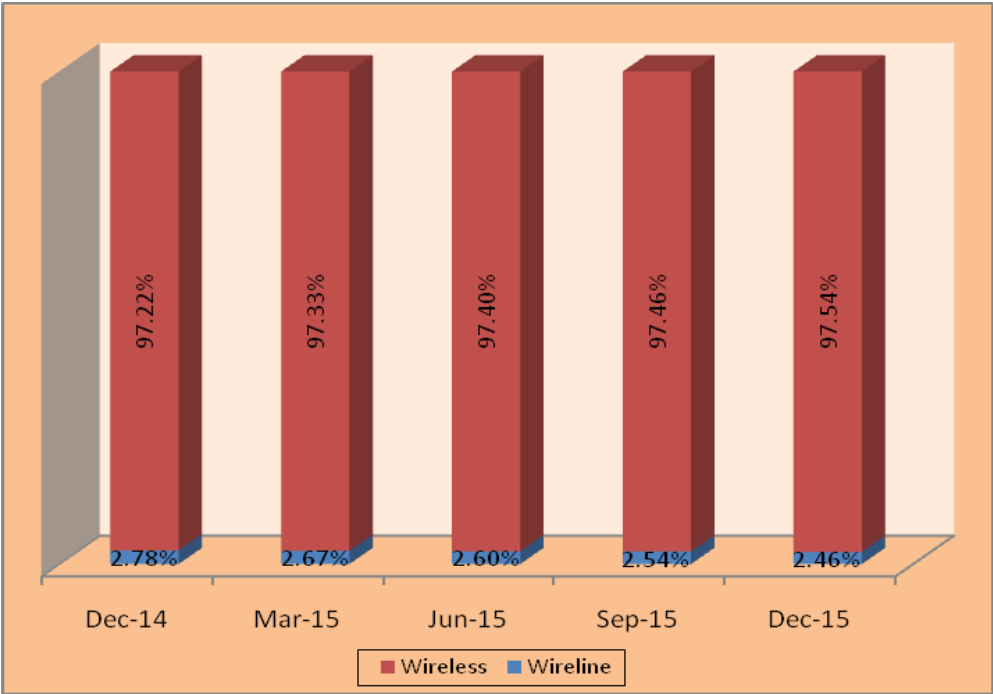


Chart 1.4: Composition of Rural-Urban Telephone Subscribers at the end of the quarter

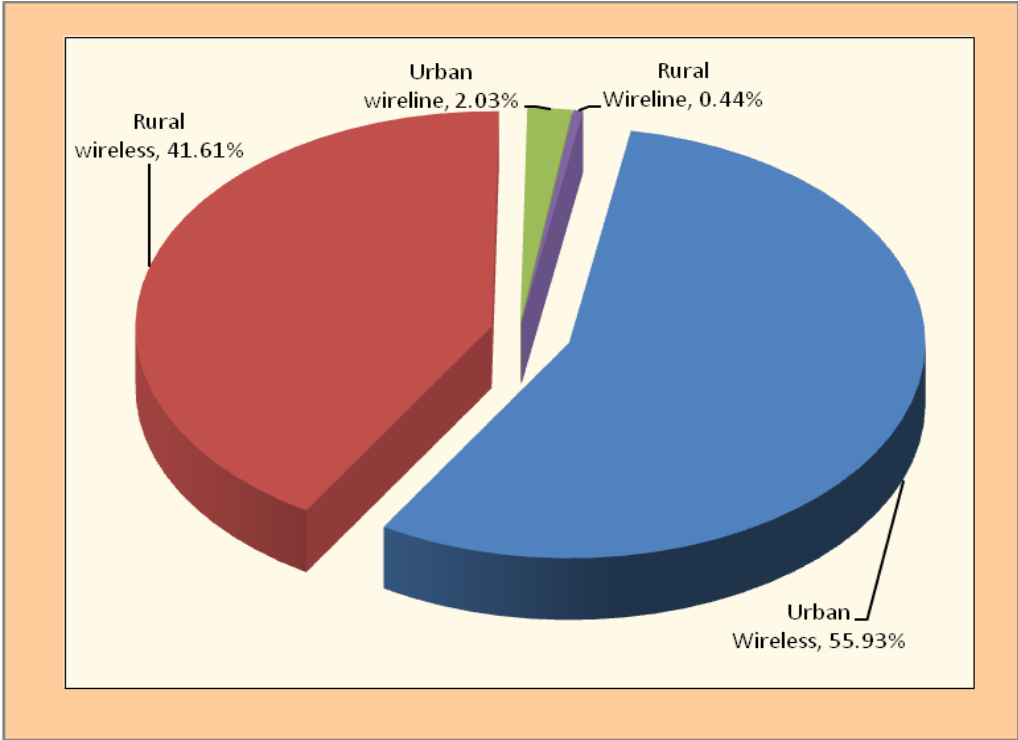


Table 1.2: Service Area wise Access (Wireless+Wireline) Subscriber base

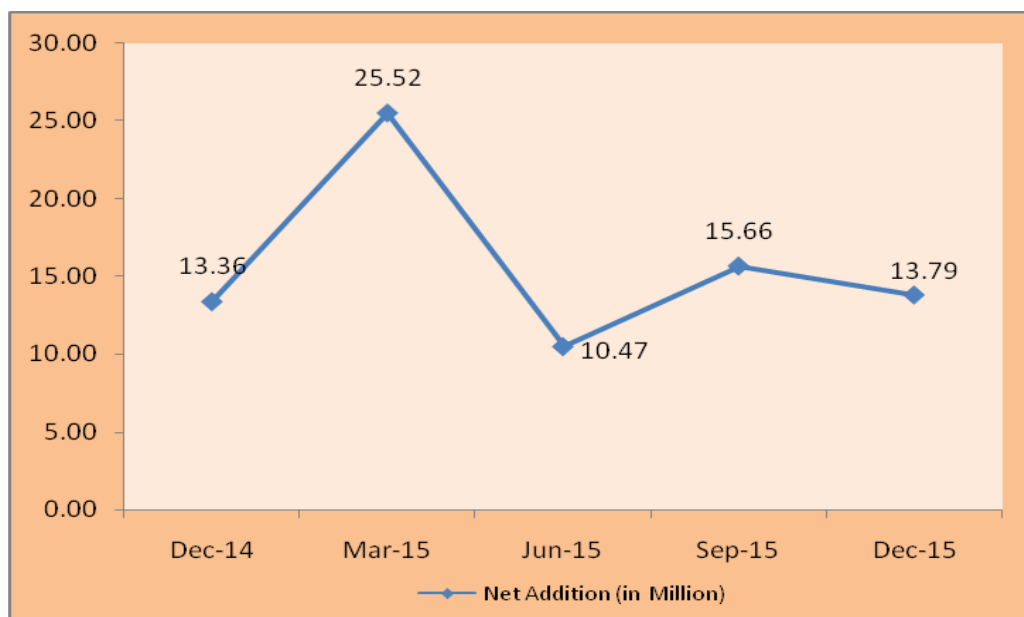
Service Area	Subscribers (million)			
	Jun-15	Sep-15	Net Additions	Rate of Growth (%)
Andhra Pradesh	75.09	76.35	1.26	1.68
Assam	18.17	17.85	-0.32	-1.75
Bihar	73.95	72.09	-1.86	-2.51
Delhi	50.50	51.03	0.53	1.04
Gujarat	60.31	61.91	1.61	2.66
Haryana	22.62	23.14	0.52	2.29
Himachal Pradesh	8.57	8.81	0.24	2.76
Jammu & Kashmir	9.90	9.77	-0.13	-1.30
Karnataka	62.51	63.72	1.21	1.94
Kerala	35.35	35.89	0.54	1.52
Madhya Pradesh	63.80	65.24	1.44	2.26
Maharashtra	81.25	83.35	2.10	2.59
Mumbai	33.92	34.60	0.68	2.00
North East	10.79	10.79	0.00	0.03
Orissa	29.43	27.86	-1.57	-5.33
Punjab	32.18	32.12	-0.06	-0.20
Rajasthan	57.61	59.81	2.20	3.81
T.N. (incl. Chennai)	82.06	83.25	1.19	1.45
U.P.(E)	85.81	89.12	3.31	3.86
U.P.(W)	53.64	55.75	2.11	3.93
Kolkata	24.51	25.35	0.84	3.43
West Bengal	50.63	48.60	-2.03	-4.02
All India	1,022.61	1,036.41	13.79	1.35

1.6 During the quarter, U.P.(West) service area has recorded the highest growth rate of 3.93% followed by U.P.(East) service area (3.86%). Orissa service area showed maximum decline rate of 5.33% during the quarter.

Table 1.3: Service Area wise Rural-Urban Subscribers – Dec-15

Service Area	Subscribers (million)			
	Total	Rural	Urban	% of Rural Subscribers
Andhra Pradesh	76.35	32.40	43.95	42.44
Assam	17.85	11.14	6.72	62.38
Bihar	72.09	41.48	30.61	57.54
Delhi	51.03	2.29	48.73	4.50
Gujarat	61.91	23.96	37.95	38.71
Haryana	23.14	11.04	12.10	47.71
Himachal Pradesh	8.81	5.78	3.03	65.58
Jammu & Kashmir	9.77	5.12	4.65	52.43
Karnataka	63.72	20.31	43.42	31.87
Kerala	35.89	16.40	19.49	45.70
Madhya Pradesh	65.24	30.02	35.22	46.02
Maharashtra	83.35	39.10	44.25	46.91
Mumbai	34.60	0.79	33.81	2.29
North East	10.79	5.41	5.39	50.11
Orissa	27.86	16.25	11.61	58.33
Punjab	32.12	12.23	19.88	38.08
Rajasthan	59.81	31.49	28.32	52.65
T.N. (incl. Chennai)	83.25	23.86	59.39	28.66
U.P.(E)	89.12	45.27	43.85	50.80
U.P.(W)	55.75	26.31	29.44	47.19
Kolkata	25.35	1.75	23.60	6.91
West Bengal	48.60	33.35	15.25	68.62
All India	1,036.41	435.75	600.66	42.04

Chart 1.5: Trend of Net Addition in Telephone Subscription



1.7 The net addition in telephone subscribers is 15.66 million in QE Sep-15 as against the net addition of 10.47 million in QE Jun-15.

Table 1.4 : Service Area wise Teledensity

Service Area	As on 30 th September, 2015			As on 31 st December, 2015		
	Rural Teledensity	Urban Teledensity	Total Teledensity	Rural Teledensity	Urban Teledensity	Total Teledensity
Andhra Pradesh	49.54	177.52	85.26	50.94	178.38	86.53
Assam	41.05	136.31	56.28	40.96	129.29	55.13
Bihar	34.95	173.32	54.02	35.05	161.67	52.51
Delhi	-	-	240.11	-	-	240.87
Gujarat	62.13	141.65	95.33	64.93	142.97	97.58
Haryana	57.51	127.98	82.83	62.98	122.46	84.42
H.P.	89.49	361.99	121.26	92.33	366.14	124.34
J&K	58.17	137.05	80.08	57.27	134.72	78.83
Karnataka	52.07	177.50	100.61	53.27	179.75	102.32
Kerala	60.77	212.00	99.11	61.49	215.33	100.47
Madhya Pradesh	37.45	126.72	61.85	39.94	124.28	63.03
Maharashtra*	61.53	130.55	94.83	63.39	132.55	96.83
Mumbai*						
North East	50.97	157.73	77.72	51.88	154.01	77.54

Service Area	As on 30 th September, 2015			As on 31 st December, 2015		
	Rural Teledensity	Urban Teledensity	Total Teledensity	Rural Teledensity	Urban Teledensity	Total Teledensity
Orissa	46.36	177.70	69.52	46.54	154.78	65.68
Punjab	70.41	148.88	104.63	70.50	147.42	104.15
Rajasthan	54.95	156.26	79.42	57.04	161.05	82.17
T.N. (incl Chennai)	80.88	139.62	115.75	83.22	140.31	117.26
U.P.(E)*	39.13	136.52	61.37	40.67	140.54	63.50
U.P.(W)*						
Kolkata*	52.15	147.80	79.60	52.04	143.02	78.16
W.B.*						
All India	48.66	152.76	80.98	49.94	152.45	81.83

* Population data/projections are available state-wise only.

Notes:

1. Tele-density figures are derived from the subscriber data provided by the operators and the population projections, for Urban and Rural areas, of the country, published by the Office of the Registrar General & Census Commissioner, India.
2. Delhi Service area, apart from the State of Delhi, includes wireless subscribers of the areas served by the local exchanges of Ghaziabad & Noida (in UP) and Gurgaon & Faridabad (in Haryana).

1.8 Himachal Pradesh service area has the highest Rural Tele-density of 92.33, followed by Tamil Nadu service area (83.22). Bihar service area continues to have the lowest Rural Tele-density of 35.05.

Table 1.5 : Growth/Decline in Subscriber base

Service Provider	Subscriber base (millions)			Rate of Growth (%)	Market Share in QE Sep-15 (%)	Market Share in QE Dec-15 (%)
	Sep-15	Dec-15	Net Additions			
Bharti Airtel	238.74	246.89	8.15	3.41	23.35	23.82
Vodafone	188.26	193.69	5.43	2.89	18.41	18.69
IDEA	166.56	171.91	5.35	3.21	16.29	16.59
Reliance Comm. Group	111.55	102.05	-9.49	-8.51	10.91	9.85
Tata	63.73	62.43	-1.30	-2.04	6.23	6.02
Aircel	84.00	85.63	1.64	1.95	8.21	8.26
Quadrant	3.20	3.30	0.10	3.05	0.31	0.32
Sistema	8.42	8.06	-0.35	-4.21	0.82	0.78
Telenor	47.78	50.70	2.92	6.11	4.67	4.89

Service Provider	Subscriber base (millions)			Rate of Growth (%)	Market Share in QE Sep-15 (%)	Market Share in QE Dec-15 (%)
	Sep-15	Dec-15	Net Additions			
Videocon	7.90	6.96	-0.94	-11.93	0.77	0.67
BSNL	95.34	97.64	2.30	2.41	9.32	9.42
MTNL	7.13	7.13	0.00	0.05	0.70	0.69
Total	1,022.61	1,036.41	13.79	1.35	100	100

1.9 Bharti Airtel is the leading service provider in access segment in terms of number of subscribers. During the quarter, Bharti Airtel recorded the highest net addition of 8.15 million subscribers. Reliance Communication Group recorded the maximum net decline of 9.49 million subscribers during the QE Dec-15.

Table 1.6 : Market Share of the service providers in total rural subscriber base – Q.E. Dec-15

Service Provider	No. of Total Subscribers (in millions)	No. of Rural Subscribers (in millions)	Percentage of Rural subscribers	Market share of Rural subscribers (%)
Bharti	246.89	117.49	47.59	27.08
Vodafone	193.69	102.74	53.04	23.68
IDEA	171.91	94.45	54.94	21.77
BSNL	97.64	31.95	32.72	7.36
Aircel	85.63	29.38	34.31	6.77
Reliance Comm. Group	102.05	24.65	24.16	5.68
Tata	62.43	15.69	25.13	3.62
Telenor	50.70	15.67	30.91	3.61
Sistema	8.06	1.74	21.52	0.40
Quadrant	3.30	0.13	4.02	0.03
Videocon	6.96	-	0.00	0.00
MTNL	7.13	-	0.00	0.00
Total	1,036.41	433.89	41.86	100

1.10 IDEA continues to remain the service provider with highest proportion of rural subscribers (54.94%), followed by Vodafone (53.04%) to their total subscribers.

Section B : Wireless Service

Table 1.7: List of Cellular Mobile (GSM & CDMA) Service Providers currently providing service [As on 31st December, 2015]

Sl.No.	Service Provider	Area of Operation
1	Bharti	All India
2	Aircel Group	All India
3	Reliance Communications	All India (except Assam & NE)
4	Reliance Telecom Ltd	Kolkata, MP, WB, HP, Bihar, Orissa, Assam & NE
5	Vodafone	All India
6	Tata Teleservices	All India except Assam, NE & J&K
7	IDEA	All India
8	Sistema Shyam Telelink	Delhi, Kolkata, Gujarat, Karnataka, Tamil Nadu (incl. Chennai), Kerala, UP(W), Rajasthan & W.B.
9	BSNL	All India (except Delhi & Mumbai)
10	MTNL	Delhi & Mumbai
11	Quadrant	Punjab
12	Telenor Communications Services Pvt. Ltd.	MH, Gujarat, AP, UP(W), UP(E), Bihar
13	Videocon Telecommunications Ltd	Gujarat, Haryana, UP(W), UP(E), MP, Bihar

1.11 Complete list of licensed Cellular (GSM & CDMA) Service providers as on 31st December, 2015 is at Annexure -1.1.

1.12 Total Wireless (GSM+CDMA) subscriber base increased from 996.66 million at the end of Sep-15 to 1,010.89 million at the end of Dec-15, thereby showing a growth rate of 1.43%. During this quarter, net addition of 14.23 million subscribers was recorded. The year-on-year (Y-O-Y) growth of wireless subscribers is 7.09% for Q.E. Dec-15.

1.13 Wireless Teledensity increased from 78.93 at the end of Sep-15 to 79.82 at the end of Dec-15.

Chart 1.6: Wireless Subscriber Base and Teledensity

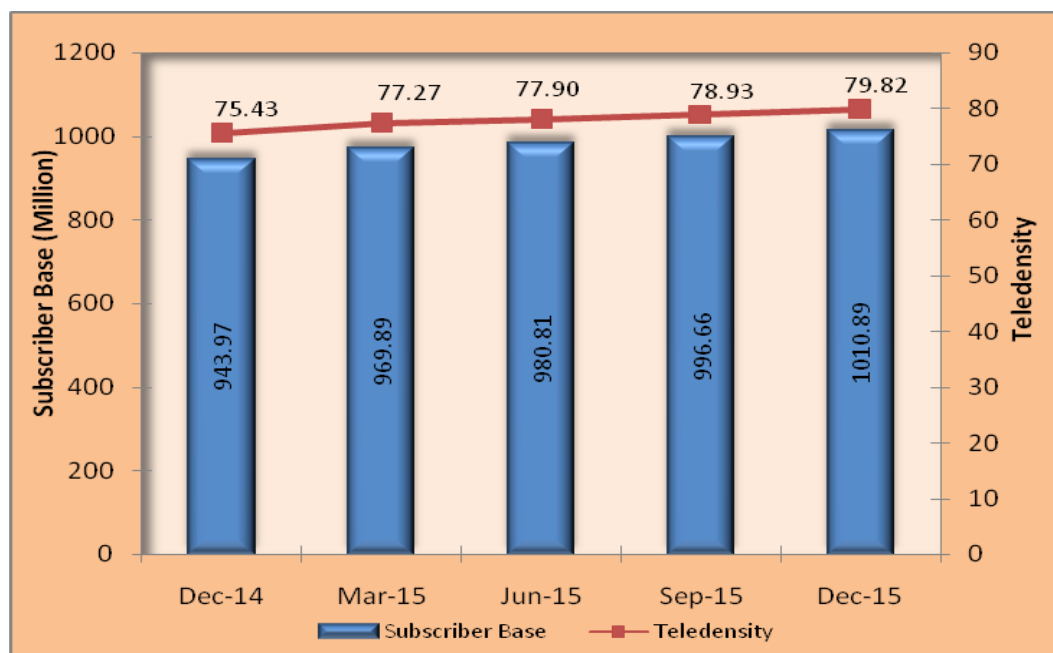


Table 1.8: Wireless Subscriber Base & Teledensity - Rural & Urban

Quarter ending	Subscriber Base (million)		Tele-density	
	Rural	Urban	Rural	Urban
Dec-14	393.34	550.64	45.47	142.46
Mar-15	414.18	555.71	47.78	143.08
Jun-15	417.85	562.95	48.10	144.25
Sep-15	418.84	577.82	48.11	147.35
Dec-15	431.22	579.67	49.43	147.12

1.14 The Rural Wireless subscribers increased from 418.84 million at the end of Sep-15 to 431.22 million at the end of Dec-15.

1.15 Rural and Urban subscriptions increased at the rate of 0.32% and 2.96% respectively during the QE Dec-15.

1.16 The share of rural wireless subscription increased from 42.02% to 42.66% in total wireless subscription in this quarter.

Chart 1.7: Wireless Market Share - Rural & Urban

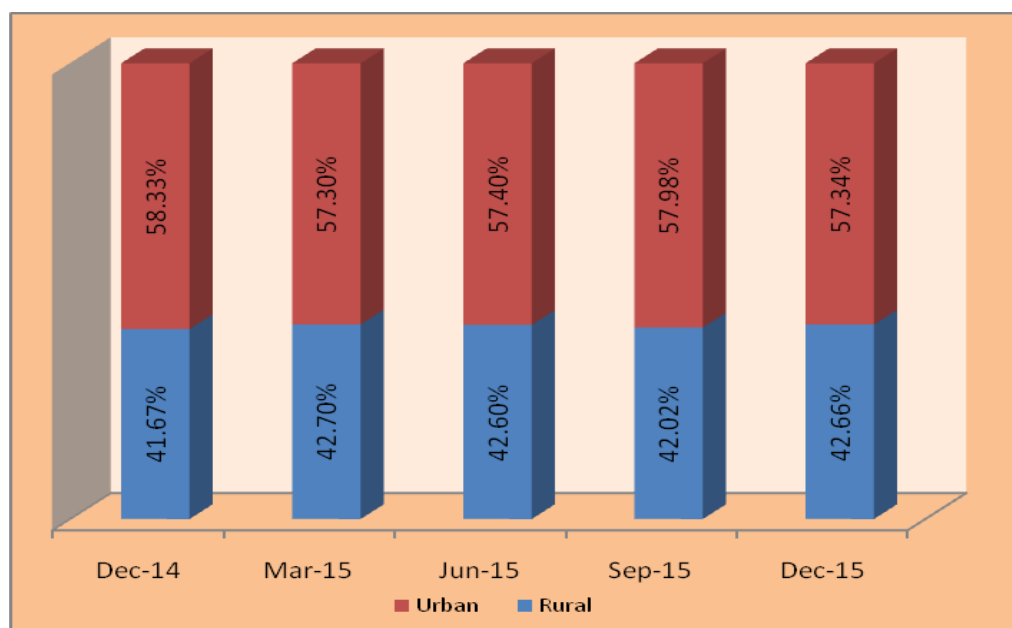


Table 1.9: Growth in Wireless Subscriber base

Service Provider	Subscriber Base (millions)			Rate of Growth (%)	Market Share Sep-15 (%)	Market Share Dec-15 (%)
	Sep-15	Dec-15	Net Additions			
Bharti	235.21	243.29	8.08	3.43	23.60	24.07
Vodafone	188.17	193.60	5.43	2.89	18.88	19.15
IDEA	166.56	171.91	5.35	3.21	16.71	17.01
Reliance Comm. Group	110.39	100.89	-9.50	-8.60	11.08	9.98
Tata	62.02	60.73	-1.29	-2.09	6.22	6.01
Aircel	84.00	85.63	1.64	1.95	8.43	8.47
Quadrant	2.97	3.05	0.08	2.71	0.30	0.30
Sistema	8.36	8.01	-0.35	-4.23	0.84	0.79
Telenor	47.78	50.70	2.92	6.11	4.79	5.02
BSNL	79.70	82.51	2.81	3.53	8.00	8.16
MTNL	3.60	3.61	0.02	0.43	0.36	0.36
Videocon	7.90	6.96	-0.94	-11.93	0.79	0.69
Total	996.66	1,010.89	14.23	1.43	-	-

1.17 Bharti remains the leading service provider with 243.29 million wireless subscribers at the end of Dec-15, followed by Vodafone (193.60 million) and Idea (171.91 million).

1.18 In terms of net additions during the quarter ending Dec-15, Bharti (8.08 million) has added the highest number of subscribers, followed by Idea Cellular (5.43 million). Reliance Communication Group shown maximum net decline in wireless subscribers during this quarter.

Table 1.10: Service Area wise Wireless Subscriber base

Service Area	Subscriber base (in million)			
	Sep-15	Dec-15	Net Additions	Rate of change (%)
Andhra Pradesh	73.26	74.59	1.32	1.81
Assam	18.01	17.69	-0.32	-1.76
Bihar	73.60	71.76	-1.85	-2.51
Delhi	47.34	47.87	0.52	1.11
Gujarat	58.83	60.48	1.65	2.81
Haryana	22.24	22.76	0.53	2.37
Himachal Pradesh	8.39	8.63	0.24	2.88
Jammu & Kashmir	9.77	9.64	-0.13	-1.30
Karnataka	60.23	61.45	1.22	2.03
Kerala	32.86	33.48	0.62	1.90
Madhya Pradesh	62.74	64.20	1.46	2.33
Maharashtra	79.19	81.35	2.16	2.72
Mumbai	30.87	31.55	0.68	2.22
North East	10.66	10.67	0.01	0.05
Orissa	29.11	27.56	-1.56	-5.35
Punjab	31.10	31.04	-0.06	-0.19
Rajasthan	56.81	59.02	2.21	3.88
T.N. (incl. Chennai)	79.34	80.58	1.24	1.57
U.P.(E)	85.31	88.62	3.31	3.88
U.P.(W)	53.20	55.31	2.12	3.98
Kolkata	23.56	24.43	0.87	3.69
West Bengal	50.24	48.21	-2.02	-4.03
All India	996.66	1,010.89	14.23	1.43

Table 1.11: Service Area wise Wireless Rural-Urban Subscriber base

Service Area	Subscriber base (in million) – Dec-15			
	Total	Rural	Urban	% of Rural Subscribers
Andhra Pradesh	74.59	32.01	42.57	42.92
Assam	17.69	11.11	6.58	62.79
Bihar	71.76	41.39	30.37	57.68
Delhi	47.87	2.29	45.57	4.79
Gujarat	60.48	23.73	36.75	39.23
Haryana	22.76	10.96	11.81	48.12
Himachal Pradesh	8.63	5.66	2.97	65.57
Jammu & Kashmir	9.64	5.11	4.54	52.96
Karnataka	61.45	20.08	41.37	32.67
Kerala	33.48	14.86	18.62	44.37
Madhya Pradesh	64.20	29.89	34.30	46.56
Maharashtra	81.35	38.70	42.65	47.57
Mumbai	31.55	0.79	30.76	2.51
North East	10.67	5.38	5.29	50.45
Orissa	27.56	16.18	11.38	58.71
Punjab	31.04	11.93	19.11	38.45
Rajasthan	59.02	31.34	27.68	53.10
T.N. (incl. Chennai)	80.58	23.43	57.14	29.08
U.P.(E)	88.62	45.19	43.42	51.00
U.P.(W)	55.31	26.26	29.05	47.47
Kolkata	24.43	1.75	22.68	7.17
West Bengal	48.21	33.18	15.03	68.82
All India	1,010.89	431.22	579.67	42.66

Table 1.12 : Service Area wise Wireless Tele-density

Service Area	As on 30 th September, 2015			As on 31 st December, 2015		
	Rural Teledensity	Urban Teledensity	Total Teledensity	Rural Teledensity	Urban Teledensity	Total Teledensity
A.P.	48.88	171.81	83.19	50.33	172.79	84.52
Assam	40.94	133.73	55.77	40.85	126.72	54.63
Bihar	34.87	171.98	53.77	34.97	160.38	52.27
Delhi	-	-	225.11	-	-	225.97
Gujarat	61.43	137.04	93.00	64.29	138.47	95.32
Haryana	57.00	125.00	81.42	62.49	119.53	83.05
H.P.	87.55	354.56	118.68	90.47	358.86	121.85
J&K	57.95	133.71	79.00	57.07	131.43	77.77
Karnataka	51.41	169.04	96.93	52.67	171.29	98.67
Kerala	54.72	202.21	92.11	55.70	205.75	93.72
M.P.	37.26	123.46	60.82	39.76	121.06	62.02
Maharashtra*	60.86	122.54	90.62	62.76	124.66	92.68
Mumbai*						
North East	50.69	154.89	76.81	51.62	151.20	76.63
Orissa	46.13	174.50	68.77	46.33	151.66	64.96
Punjab	68.61	143.15	101.11	68.78	141.66	100.66
Rajasthan	54.68	152.58	78.32	56.77	157.42	81.09
Tamil Nadu (incl. Chennai)	79.34	134.19	111.91	81.74	135.00	113.50
U.P.(E)*	39.06	134.94	60.95	40.60	138.98	63.09
U.P.(W)*						
Kolkata*	51.90	143.48	78.18	51.79	138.84	76.79
West Bengal*						
All India	48.11	147.35	78.93	49.43	147.12	79.82

* Population data/projections are available state-wise only.

Notes:

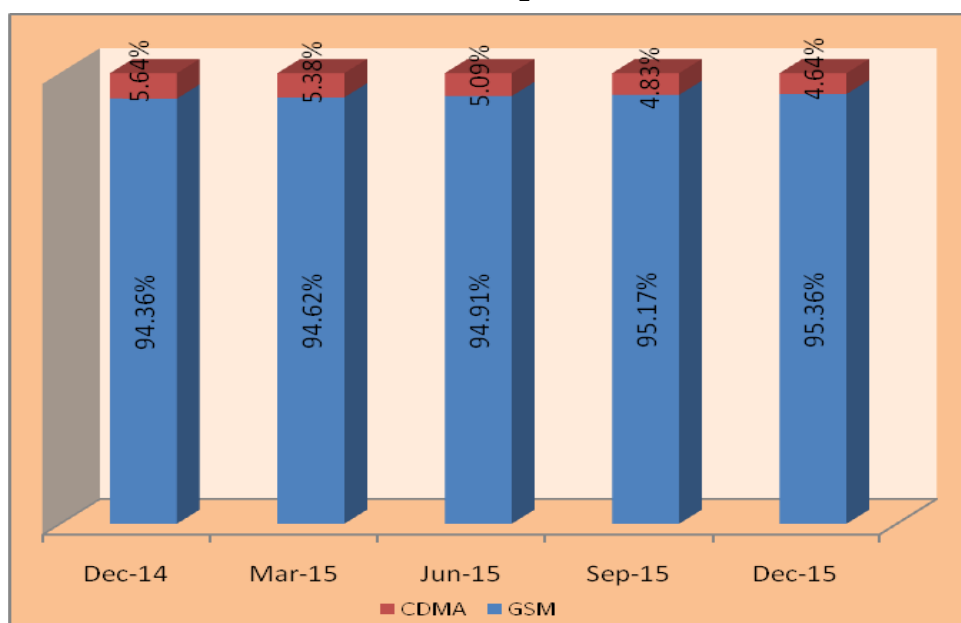
1. Teledensity figures are derived from the subscriber data provided by the operators and the population projections, for Urban and Rural areas, of the country, published by the Office of the Registrar General & Census Commissioner, India.
2. Delhi service area, apart from the State of Delhi, includes the areas served by the local exchanges of Ghaziabad & Noida (in UP) and Gurgaon & Faridabad (in Haryana).

Table 1.13 : Rural Wireless Subscriber base and Market Share

Service Provider	Subscribers at the end of Dec-15 (in millions)	Rural Subscribers (in millions)		% of Rural subscribers in total		Market Share of Rural Subscribers (%)	
		Sep-15	Dec-15	Sep-15	Dec-15	Sep-15	Dec-15
Bharti	243.29	112.38	117.49	47.78	48.29	26.83	27.25
Vodafone	193.60	99.26	102.74	52.75	53.07	23.70	23.82
IDEA	171.91	90.88	94.45	54.56	54.94	21.70	21.90
Aircel	85.63	28.94	29.38	34.45	34.31	6.91	6.81
BSNL	82.51	26.32	27.53	33.03	33.37	6.28	6.39
Reliance Comm. Group	100.89	28.28	24.65	25.62	24.43	6.75	5.72
Telenor	50.70	14.95	15.67	31.28	30.91	3.57	3.63
Tata	60.73	15.96	15.64	25.73	25.75	3.81	3.63
Videocon	6.96	0.00	1.87	0.00	26.82	0.00	0.43
Sistema	8.01	1.79	1.73	21.47	21.56	0.43	0.40
Quadrant	3.05	0.08	0.08	2.53	2.48	0.02	0.02
MTNL	3.61	0.00	0.00	0.00	0.00	0.00	0.00
Total	1010.89	418.84	431.22	42.02	42.66	100	100

1.19 Detailed table on service provider wise subscriber base in each service area is at Annexure-1.2.

Chart 1.8: Wireless Subscription: GSM vs CDMA



1.20 At the end of Dec-15, GSM subscribers constituted 95.36% share of the wireless market.

GSM Services

1.21 The GSM subscribers increased from 948.55 million at the end of Sep-15 to 963.99 million at the end of Dec-15, showing a quarterly growth of 1.63%. Bharti with 243.29 million subscribers continues to be the largest GSM mobile operator, followed by Vodafone (193.60 million).

Table 1.14 : Group-wise Market Share (in terms of subscription) within GSM Service

Service Provider	Sep-15		Dec-15		Net Additions (in million)
	No of Subscribers (in millions)	Market Share (%)	No of Subscribers (in millions)	Market Share (%)	
Bharti	235.21	24.80	243.29	25.24	8.08
Vodafone	188.17	19.84	193.60	20.08	5.43
Idea	166.56	17.56	171.91	17.83	5.35
BSNL	78.41	8.27	81.30	8.43	2.89
Reliance Comm. Group	84.50	8.91	75.18	7.80	-9.32
Aircel	84.00	8.86	85.63	8.88	1.64
Tata	49.54	5.22	48.85	5.07	-0.69
Telenor	47.78	5.04	50.70	5.26	2.92
Videocon	7.90	0.83	6.96	0.72	-0.94
MTNL	3.51	0.37	3.53	0.37	0.02
Quadrant	2.96	0.31	3.04	0.32	0.08
Total	948.55	100	963.99	100	15.44

1.22 There has been a net increase of 15.44 million GSM subscribers during the quarter ending Dec-15.

CDMA Services

1.23 The CDMA subscriber base declined from 48.11 million at the end of Sep-15 to 46.90 million at the end of Dec-15, thereby showing a decline rate of 2.52%. Reliance Communications Group with 25.71 million subscribers continues to be the largest CDMA mobile operator.

Table 1.15 : Market Share (in terms of subscription) within CDMA Service

Service Provider	Sep-15		Dec-15		Net Addition/ Decline (in million)
	No of Subscribers (in million)	Market Share (%)	No of Subscribers (in million)	Market Share (%)	
Reliance Comm. Group	25.89	53.80	25.71	54.83%	-0.17
Tata	12.49	25.95	11.88	25.33%	-0.61
Sistema	8.36	17.38	8.01	17.07%	-0.35
BSNL	1.29	2.68	1.21	2.57%	-0.08
MTNL	0.09	0.18	0.09	0.19%	-0.00
Quadrant	0.003	0.01	0.003	0.01%	0.00
Total	48.11	100	46.90	100	-1.21

1.24 There has been a net decline of 1.21 million CDMA subscribers during the quarter ending Dec-15.

1.25 In terms of net additions during the quarter, all the service providers except Quadrant recorded decline in their CDMA subscriber base.

Section C : Wireline Service

Table 1.16 : Service Providers providing Wireline Service

[As on 31st December, 2015]

Sl. No.	Name of the Service Provider	Area of Operation
1	BSNL	All India except Delhi & Mumbai
2	MTNL	Delhi & Mumbai
3	Bharti Airtel Ltd	Andhra Pradesh (including Telangana), Delhi, Gujarat, Haryana, Himachal Pradesh, Madhya Pradesh (including Chhatisgarh), Maharashtra, Mumbai, Punjab, Tamil Nadu (including Chennai), Karnataka, Kerala, Kolkata, Rajasthan, UP(East) and UP(West)
4	Tata Teleservices Ltd. & Tata Teleservices (Mah) Ltd.	All India except N.E., Assam and J&K
5	Quadrant Televentures Ltd. (HFCL)	Punjab
6	Sistema Shyam Telelink Ltd.	Rajasthan
7	Reliance Communications Ltd.	All India except J&K, Assam & North-East
8	Vodafone	All India except J&K

1.26 Total Wireline subscriber base declined from 25.95 million at the end of Sep-15 to 25.52 million at the end of Dec-15 with quarterly declining rate of 1.68%. Overall Wireline Teledensity is 2.01 at the end of this quarter as against 2.06 of the previous quarter.

1.27 Rural subscriber base has shown decline of 5.03%, from 4.77 Million at the end of Sep-15 to 4.53 Million at the end of Dec-15. During the same period, Urban subscription also recorded decline of 0.92%, from 21.18 million to 20.99 million.

Chart 1.9: Wireline Subscriber Base and Teledensity

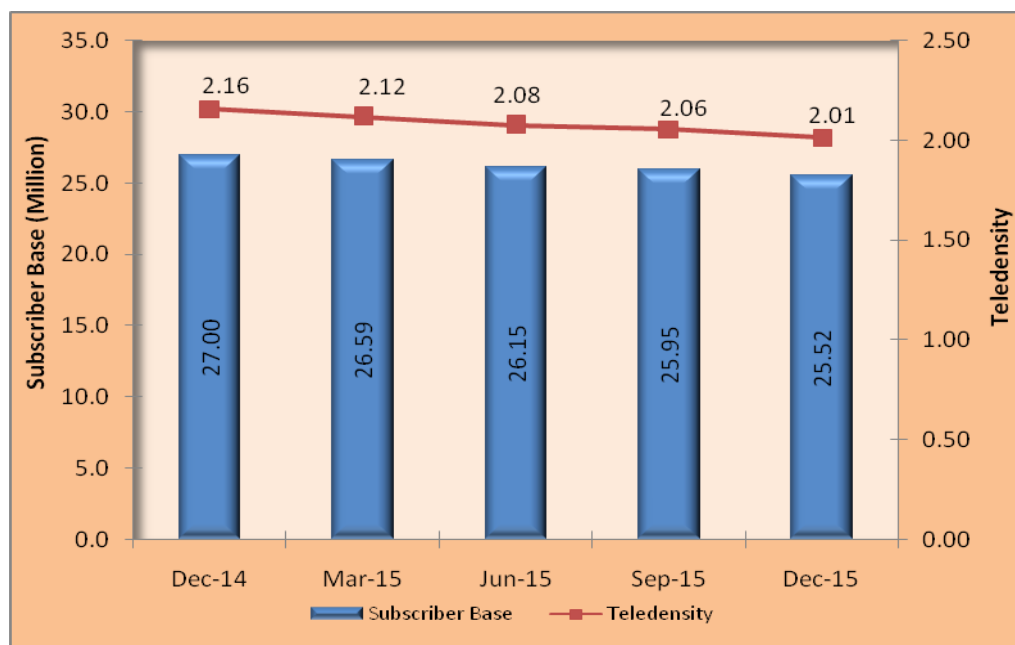


Table 1.17 : Wireline Subscriber Base & Teledensity - Rural & Urban

Quarter ending	Subscriber Base (million)		Teledensity	
	Rural	Urban	Rural	Urban
Dec-14	5.34	21.66	0.62	5.60
Mar-15	5.12	21.47	0.59	5.53
Jun-15	4.90	21.25	0.56	5.45
Sep-15	4.77	21.18	0.55	5.40
Dec-15	4.53	20.99	0.52	5.33

Table 1.18 : Service Provider wise Subscriber base (Rural - Urban)

Service Provider	Subscriber Base (million) Dec-15			Share of Rural subscription (%)
	Rural	Urban	Total	
BSNL	4.41	10.72	15.13	29.15
Bharti	--	3.60	3.60	--
MTNL	--	3.52	3.52	--
Tata	0.05	1.16	1.16	4.30
Reliance	0.002	1.65	1.70	0.10
Quadrant	0.06	0.19	0.25	22.85
Vodafone	--	0.09	0.09	--
Sistema	0.01	0.05	0.06	17.10
Total	4.53	20.99	25.52	17.75

Chart 1.10: Composition of Wireline Subscriber base - Rural & Urban

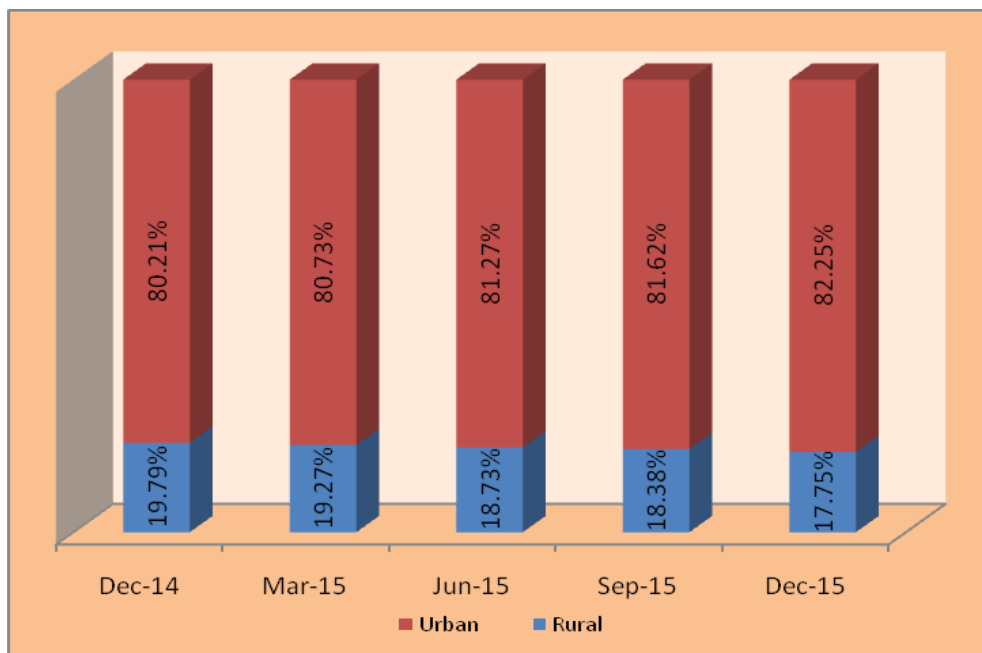


Table 1.19 : Service Provider wise growth in Subscriber base

Service Provider	Subscriber Base (million)			Rate of change (%)	Market share-Sep-15 (%)	Market share-Dec-15 (%)
	Sep-15	Dec-15	Net Addition			
BSNL	15.65	15.13	-0.512	-3.27	60.28	59.31
Bharti	3.52	3.60	0.074	2.10	13.58	14.10
MTNL	3.53	3.52	-0.012	-0.34	13.60	13.79
Tata	1.71	1.70	-0.006	-0.33	6.59	6.68
Reliance	1.16	1.16	0.001	0.12	4.48	4.56
Quadrant	0.23	0.25	0.017	7.32	0.90	0.98
Vodafone	0.09	0.09	0.003	3.21	0.35	0.37
Sistema	0.06	0.06	-0.001	-2.09	0.23	0.23
Total	25.95	25.52	-0.435	-1.68	100	100

1.28 Detailed table on service provider wise subscriber base in each service area is at Annexure-1.3.

Table 1.20: Service Area wise Wireline Subscriber base & Net Additions (in million)

Service Area	Sep-15	Dec-15	Net Additions (in million)	Rate of Change (%)
Andhra Pradesh	1.83	1.77	-0.058	-3.19
Assam	0.16	0.16	0.000	0.06
Bihar	0.35	0.34	-0.012	-3.57
Delhi	3.15	3.16	0.002	0.07
Gujarat	1.48	1.43	-0.045	-3.06
Haryana	0.38	0.37	-0.008	-2.20
Himachal Pradesh	0.18	0.18	-0.006	-3.07
Jammu & Kashmir	0.13	0.13	-0.002	-1.52
Karnataka	2.28	2.27	-0.013	-0.56
Kerala	2.50	2.41	-0.085	-3.41
Madhya Pradesh	1.06	1.04	-0.016	-1.47
Maharashtra	2.06	2.00	-0.056	-2.73
Mumbai	3.05	3.05	-0.007	-0.23
North East	0.13	0.13	-0.002	-1.38
Orissa	0.32	0.31	-0.009	-2.89
Punjab	1.08	1.08	-0.005	-0.46
Rajasthan	0.80	0.79	-0.010	-1.22
T.N. (incl. Chennai)	2.73	2.67	-0.056	-2.06
U.P.(E)	0.50	0.50	0.002	0.46
U.P.(W)	0.44	0.43	-0.010	-2.24
Kolkata	0.95	0.92	-0.030	-3.13
W.B.	0.40	0.39	-0.010	-2.62
All India	25.95	25.52	-0.435	-1.68

1.29 U.P.(East) service area showed maximum growth rate of 0.46%, whereas Bihar service area showed maximum decline rate of 3.57% during the quarter ending Dec-15.

**Table 1.21: Service Area wise Wireline Rural-Urban Subscriber
Base– Dec-15 (in million)**

Service Area	Total Subs	Rural Subs	Urban Subs	% of Rural Subs
Andhra Pradesh	1.77	0.39	1.38	22.07
Assam	0.16	0.03	0.13	18.23
Bihar	0.34	0.09	0.25	27.10
Delhi	3.16	0.00	3.16	0.00
Gujarat	1.43	0.24	1.19	16.51
Haryana	0.37	0.08	0.29	22.63
Himachal Pradesh	0.18	0.12	0.06	65.88
Jammu & Kashmir	0.13	0.02	0.11	13.86
Karnataka	2.27	0.23	2.04	10.08
Kerala	2.41	1.54	0.87	64.04
Madhya Pradesh	1.04	0.13	0.91	12.52
Maharashtra	2.00	0.40	1.60	19.89
Mumbai	3.05	0.00	3.05	0.00
North East	0.13	0.03	0.10	21.73
Orissa	0.31	0.07	0.23	24.18
Punjab	1.08	0.30	0.78	27.68
Rajasthan	0.79	0.15	0.64	18.83
T.N. (incl. Chennai)	2.67	0.42	2.25	15.84
U.P.(E)	0.50	0.08	0.43	15.02
U.P.(W)	0.43	0.05	0.39	11.01
Kolkata	0.92	0.00	0.92	0.00
W.B.	0.39	0.17	0.22	43.37
All India	25.52	4.53	20.99	17.75

Table 1.22: Service Area wise Wireline Teledensity

Service Area	As on 30 th September, 2015			As on 31 st December, 2015		
	Rural Teledensity	Urban Teledensity	Total Teledensity	Rural Teledensity	Urban Teledensity	Total Teledensity
Andhra Pradesh	0.66	5.71	2.07	0.61	5.59	2.00
Assam	0.11	2.58	0.50	0.11	2.56	0.50
Bihar	0.08	1.34	0.25	0.08	1.29	0.24
Delhi	-	-	15.00	-	-	14.90
Gujarat	0.70	4.61	2.33	0.64	4.50	2.25
Haryana	0.51	2.99	1.40	0.48	2.93	1.37
Himachal Pradesh	1.94	7.43	2.58	1.86	7.29	2.50
Jammu & Kashmir	0.21	3.34	1.08	0.20	3.29	1.06
Karnataka	0.66	8.46	3.68	0.60	8.46	3.65
Kerala	6.05	9.78	7.00	5.79	9.58	6.75
Madhya Pradesh	0.19	3.26	1.03	0.17	3.22	1.01
Maharashtra*	0.67	8.00	4.21	0.63	7.90	4.14
Mumbai*						
North East	0.27	2.84	0.92	0.26	2.81	0.90
Orissa	0.23	3.20	0.75	0.21	3.12	0.73
Punjab	1.80	5.73	3.51	1.72	5.77	3.49
Rajasthan	0.28	3.68	1.10	0.27	3.64	1.08
Tamil Nadu (incl. Chennai)	1.54	5.42	3.85	1.48	5.31	3.76
U.P.(E)*	0.07	1.58	0.42	0.07	1.56	0.41
U.P.(W)*						
Kolkata*	0.26	4.32	1.42	0.25	4.18	1.38
W.B.*						
All India	0.55	5.40	2.06	0.52	5.33	2.01

* Population data/projections are available state-wise only

Note: Teledensity figures are derived from the subscriber data provided by the operators and the population projections, for Urban and Rural areas, of the country, published by the Office of the Registrar General & Census Commissioner, India.

Public Call Offices (PCO)

1.30 Total number of PCOs in the country declined from 6.58 lakh at the end of Sep-15 to 6.18 lakh at the end of Dec-15. Detailed table of service provider wise PCOs is available at Annexure -1.4.

Chart 1.11: Trend of Number of PCOs

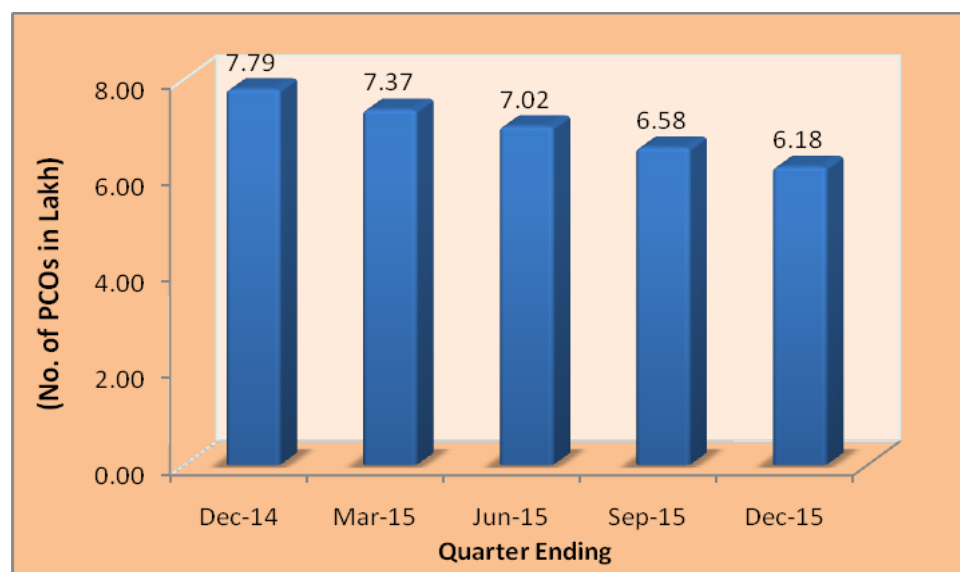


Table 1.23 : Rate of change & Market share of PCOs

Service Provider	Sep-15	Dec-15	Rate of change (%)	Market share (%) (Dec-15)
BSNL	4.14	3.80	-8.22	61.43
MTNL	1.37	1.35	-1.20	21.87
Bharti	0.19	0.18	-4.84	2.95
Quadrant	0.02	0.02	-4.89	0.36
Sistema	0.10	0.10	1.80	1.63
Tata	0.37	0.38	1.13	6.12
Reliance	0.39	0.35	-10.13	5.64
Vodafone	-	-	-	-
Total	6.58	6.18	-6.08	100

1.31 Number of PCOs continued shows declining trend. This quarter has recorded a decline of 6.08%. The year-on-year (Y-O-Y) decline rate over the same quarter of the last year is 20.68%.

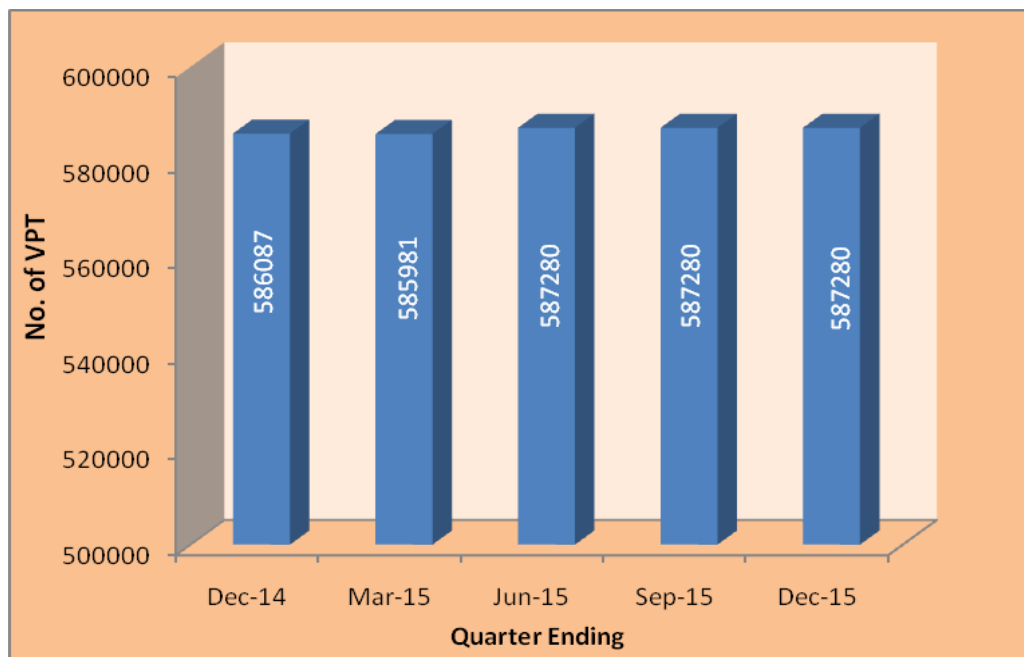
Village Public Telephones (VPTs)

1.32 There are 5,93,731 inhabited villages in India as per census 2001. At the end of the quarter, 98.91% of the total inhabited villages in India have been connected by VPT.

1.33 There is no change in number of VPTs in this quarter and remained 5,87,280 at the end of Dec-15.

1.34 BSNL (5,82,482) has 99.18% market share of total VPTs followed by Sistema (3010) with 0.51%. Detailed table of VPT is at available Annexure -1.5.

Chart 1.12: Growth/decline Trend in VPTs



Section D: Internet Service

- 1.35 This section summarizes information submitted by 133 operators for the quarter ending Dec-15. **Part-I** consists of information of Internet service (both narrowband and broadband), **Part-II** consists of broadband service and **Part-III** covers narrowband service.

Part-I : Internet Service (broadband + narrowband)

- 1.36 As per reports received from operators, total number of internet subscribers increased from 324.95 million at the end of Sep-15 to 331.66 million at the end of Dec-15 with quarterly growth rate of 2.06%.
- 1.37 Wired Internet subscribers increased from 19.60 million at the end of Sep-15 to 19.98 million at the end of Dec-15 with quarterly growth of 1.91%, and Wireless Internet subscribers increased from 305.35 million at the end of Sep-15 to 311.69 million at the end of Dec-15 with quarterly growth rate of 2.07%.
- 1.38 Number of Broadband subscribers increased from 120.88 million at the end of Sep-15 to 136.53 million at the end of Dec-15. The number of Narrowband subscribers declined from 204.07 million at the end of Sep-15 to 195.13 million at the end of Dec-15.

Table 1.24: Trend of Internet subscriber base

Segment	Mode of Access								Total Subscribers (in million)	
	Wired Subscribers (in million)		Wireless Subscribers (in million)							
			Fixed Wireless (Wi-Fi, Wi-Max, Radio & VSAT)		Mobile Wireless (Phone + Dongle)		Total Wireless			
Sep-15	Dec-15	Sep-15	Dec-15	Sep-15	Dec-15	Sep-15	Dec-15	Sep-15	Dec-15	
Broadband	16.13	16.51	0.466	0.487	104.28	119.53	104.75	120.02	120.88	136.53
Narrowband	3.475	3.466	0.029	0.037	200.57	191.63	200.60	191.67	204.07	195.13
Total	19.60	19.98	0.495	0.525	304.85	311.16	305.35	311.69	324.95	331.66

1.39 The following charts present the composition of Internet Subscribers by mode of access and composition of Broadband & Narrowband subscription.

Chart 1.13: Composition of Internet subscription

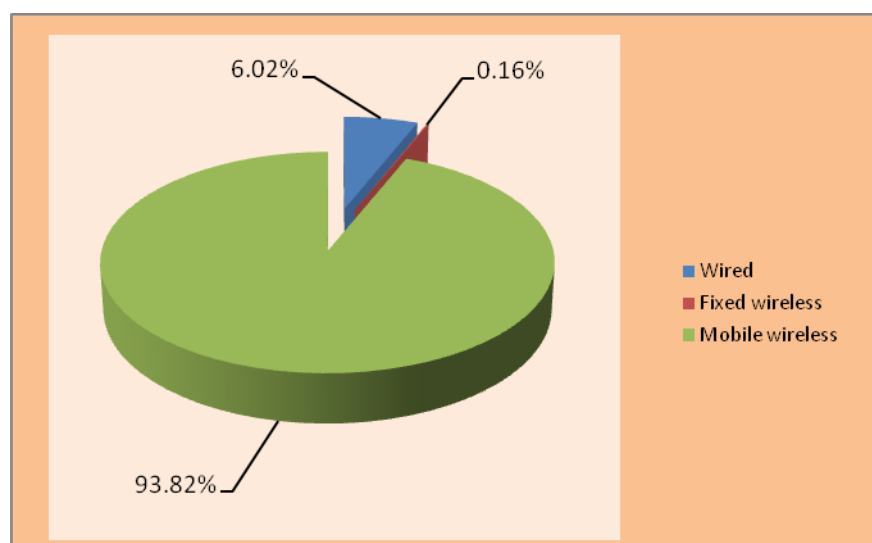
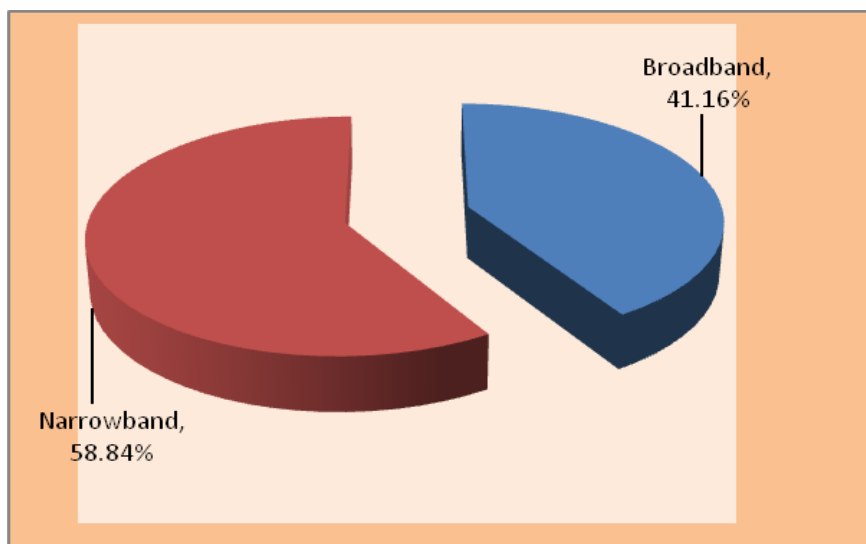


Chart 1.14 : Composition of Broadband & Narrowband subscription



1.40 The urban/rural break up of internet subscribers are as per the following table.

Table 1.25: Break up of Rural-Urban internet subscriber base

[Subscribers in Millions]

Telecom Service Area	Narrowband		Broadband		Total Internet (Dec-15)		Total Internet (Sep-15)	
	Rural	Urban	Rural	Urban	Rural	Urban	Rural	Urban
Andhra Pradesh	5.72	8.35	3.33	7.02	9.05	15.38	8.80	15.19
Assam	2.62	1.17	0.76	1.62	3.38	2.79	3.43	2.60
Bihar	6.65	6.38	1.79	3.62	8.43	10.00	8.52	9.96
Delhi	0.50	8.15	0.45	10.57	0.95	18.72	1.12	18.32
Gujarat	4.35	7.76	1.81	7.24	6.16	15.00	6.29	14.30
Haryana	2.04	2.24	0.92	2.26	2.96	4.50	3.05	4.40
Himachal Pradesh	1.03	0.74	0.70	0.41	1.73	1.15	1.77	1.08
Jammu & Kashmir	1.26	1.02	0.59	0.63	1.84	1.65	1.78	1.58
Karnataka	3.89	7.20	1.96	9.13	5.85	16.33	5.67	16.05
Kerala	3.03	3.51	3.11	4.74	6.14	8.25	6.46	7.88
Kolkata	0.27	4.71	0.28	3.78	0.55	8.48	0.47	8.18
Madhya Pradesh	5.48	6.96	0.89	6.12	6.37	13.08	6.26	12.65

Telecom Service Area	Narrowband		Broadband		Total Internet (Dec-15)		Total Internet (Sep-15)	
	Rural	Urban	Rural	Urban	Rural	Urban	Rural	Urban
Maharashtra	6.94	9.30	2.76	9.52	9.70	18.82	9.74	17.97
Mumbai	0.18	6.96	0.12	8.36	0.30	15.31	0.27	15.01
North East	1.43	1.00	0.53	0.74	1.96	1.74	2.01	1.83
Orissa	3.00	2.31	0.61	1.94	3.60	4.25	3.54	4.25
Punjab	3.54	4.77	1.03	3.68	4.56	8.45	4.75	8.31
Rajasthan	5.53	6.08	1.75	3.50	7.28	9.58	7.15	9.55
Tamil Nadu	3.76	9.93	3.10	10.47	6.86	20.41	7.11	19.76
Uttar Pradesh(East)	9.52	7.47	1.46	3.39	10.98	10.86	10.34	10.40
Uttar Pradesh(West)	5.04	5.92	1.11	3.56	6.15	9.48	5.86	9.02
West Bengal	5.31	2.13	2.04	3.15	7.36	5.27	7.12	5.17
Total	81.08	114.05	31.08	105.45	112.16	219.50	111.51	213.44

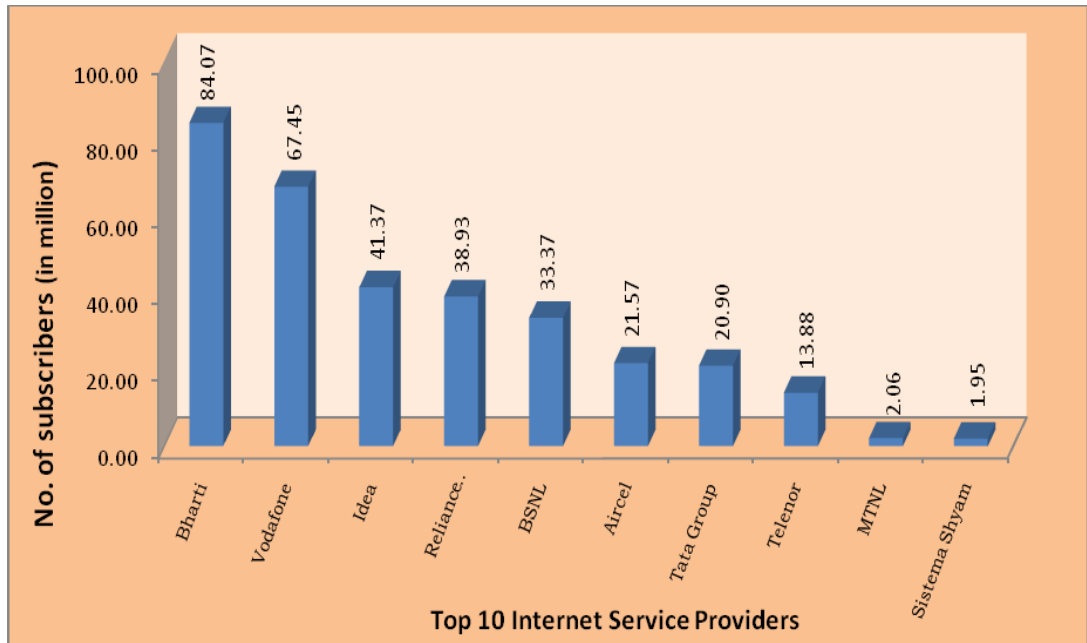
Table 1.26: Internet Subscriber Base and Market Share of top 10 Service Providers – Dec-15

S.No	ISP	Subs	Share (%)
1	Bharti	84065568	25.35
2	Vodafone	67445576	20.34
3	Idea	41366353	12.47
4	Reliance Communication Group	38931120	11.74
5	BSNL	33370383	10.06
6	Aircel	21570224	6.50
7	Tata Group	20901396	6.30
8	Telenor	13884445	4.19
9	MTNL	2057381	0.62
10	Sistema Shyam	1948582	0.59
	Total of Top 10 ISPs	325541028	98.15
	Others	6120764	1.85
	Grand Total	331661792	100.00

1.41 Bharti holds the top position with 25.35% of market share of internet subscribers followed by Vodafone with 20.34%. Top 10 Service Providers together hold 98.15% of total internet subscriber base at the QE Dec-15. Detailed table of number of subscriber base of all the service providers is available at Annexure-1.6.

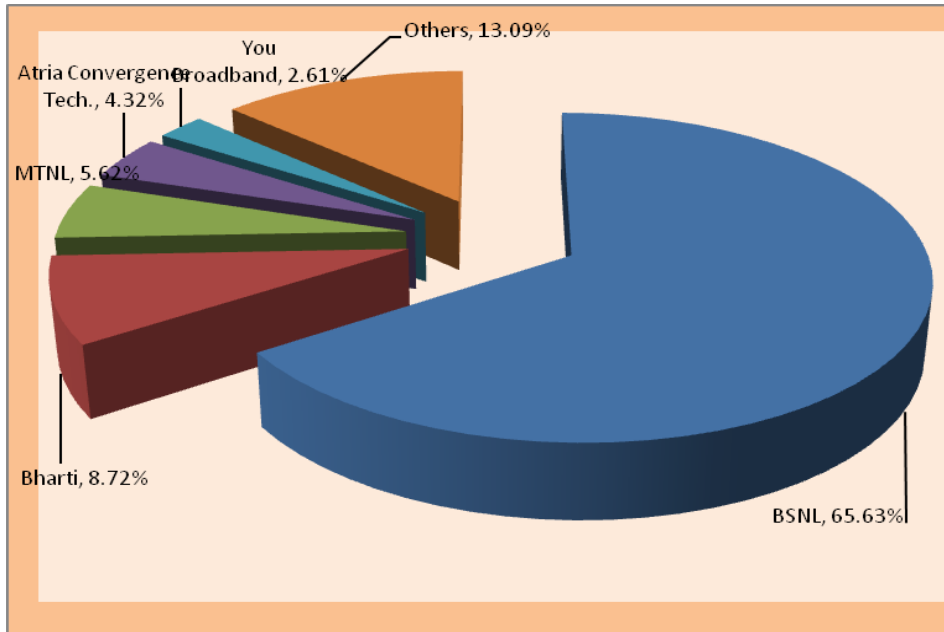
1.42 The following chart depicts the subscriber base of top ten ISPs in the QE Dec-15.

Chart 1.15 : Subscriber base of top ten ISPs



1.43 In wired internet segment, BSNL holds 65.63% market share with 13.11 million subscribers, followed by Bharti with 1.74 million subscribers. Total number of wired internet subscriber is 19.98 million at the end of Dec-15.

Chart 1.16 : Composition of Wired Internet subscribers



1.44 In wireless internet segment, Bharti holds 26.41% market share with 82.32 million subscribers followed by Vodafone (67.44 million internet subscribers).

Chart 1.17 : Composition of Wireless Internet subscription

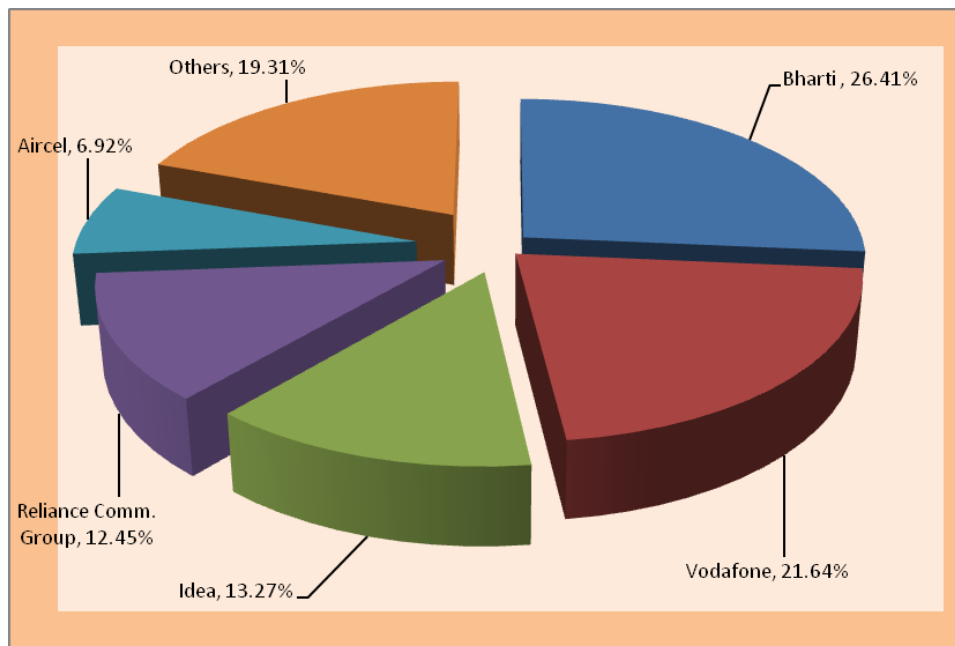


Chart 1.18 : Technology trend for Wireless Internet Access – Dec-15

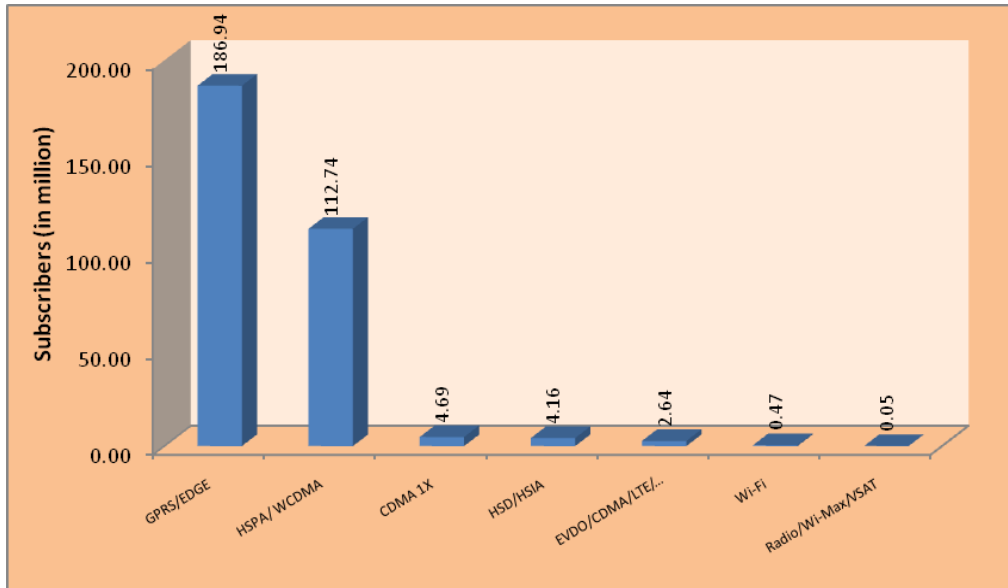
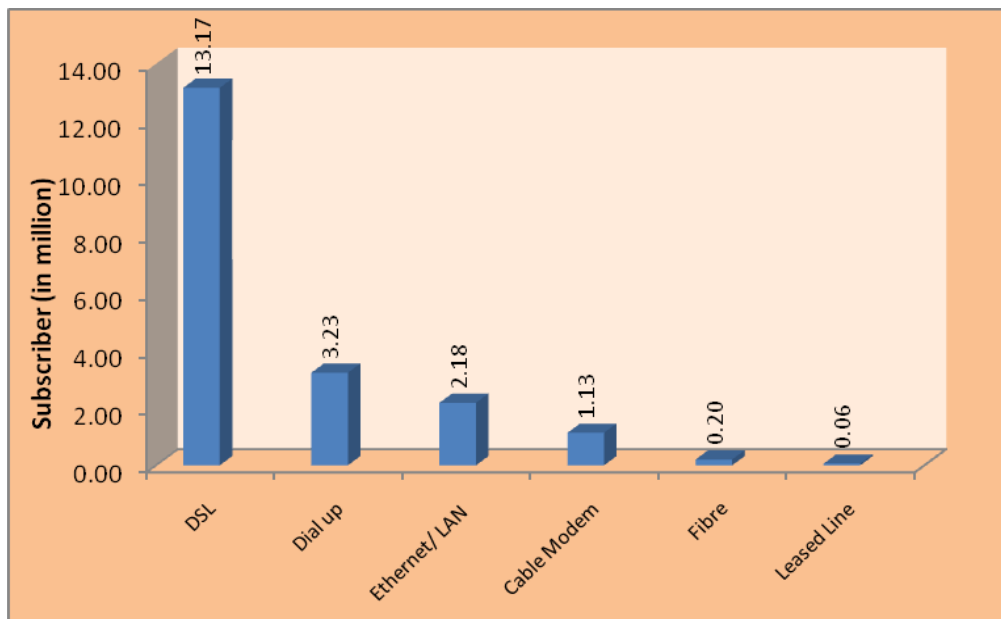


Chart 1.19 : Technology trend for Wired Internet Access – Dec-15



1.45 Top five service areas in terms of internet subscriptions (wired + wireless) are Maharashtra (28.51 million), Tamil Nadu including Chennai (27.27 million), Andhra Pradesh (24.43 million), Karnataka (22.18 million) and U.P.(E) (21.84 million)

Table 1.27 : Service Area wise number of Internet Subscribers per 100 population at the end of Dec-15

Service Area	Internet Subscribers (in million)			Internet subscribers per 100 population		
	Rural	Urban	Total	Rural	Urban	Total
Andhra Pradesh	9.05	15.38	24.43	14.23	62.41	27.68
Assam	3.38	2.79	6.17	12.41	53.71	19.04
Bihar	8.43	10.00	18.44	7.13	52.83	13.43
Delhi	-	-	19.67	-	-	92.87
Gujarat	6.16	15.00	21.16	16.69	56.51	33.34
Haryana	2.96	4.50	7.46	16.88	45.53	27.21
Himachal Pradesh	1.73	1.15	2.88	27.60	138.93	40.62
Jammu & Kashmir	1.84	1.65	3.49	20.61	47.78	28.17
Karnataka	5.85	16.33	22.18	15.34	67.63	35.62
Kerala	6.14	8.25	14.38	23.01	91.11	40.27
Madhya Pradesh	6.37	13.08	19.46	8.48	46.17	18.80
Maharashtra	9.70	18.82	28.51	15.88	57.96	36.22
Mumbai	0.30	15.31	15.61			
North East	1.96	1.74	3.70	18.81	49.65	26.56
Orissa	3.60	4.25	7.86	10.32	56.71	18.52
Punjab	4.56	8.45	13.01	26.31	62.64	42.20
Rajasthan	7.28	9.58	16.85	13.18	54.48	23.16
Tamil Nadu	6.86	20.41	27.27	23.94	48.21	38.41
UP (East)	10.98	10.86	21.84	9.73	38.99	16.42
UP (West)	6.15	9.48	15.63			
Kolkata	0.55	8.48	9.03	11.73	50.63	22.90
West Bengal	7.36	5.27	12.63			
Total	112.16	219.50	331.66	12.86	55.71	26.19

* Population data/projections are available state-wise only.

Notes:

1. No. of total internet subscribers per 100 population is derived from the subscriber data provided by the operators and the population projections of the country, published by the Office of the Registrar General & Census Commissioner, India.

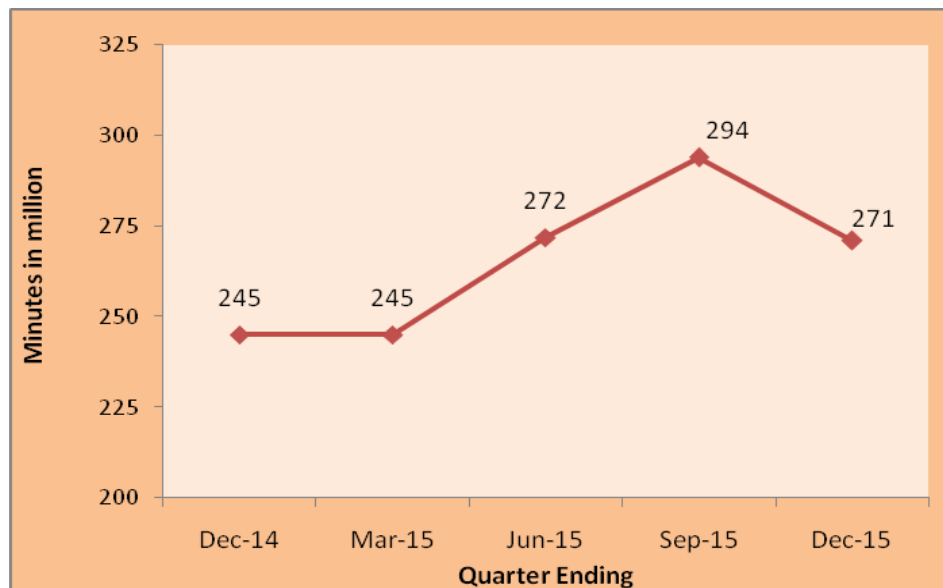
ISP Connectivity

1.46 The International Internet bandwidth owned by various service providers is reported to be 1864 GB during the quarter ending Dec-15 as compared to 1723 GB during the previous quarter.

Internet Telephony

1.47 As per the reports received from 18 service providers, providing Internet Telephony services, the total outgoing minutes of usage for internet telephony is 271 million during the Q.E. Dec-15. List of Internet Telephony Service providers is available at Annexure-1.7.

Chart 1.20 : Trends in MOU for Internet Telephony

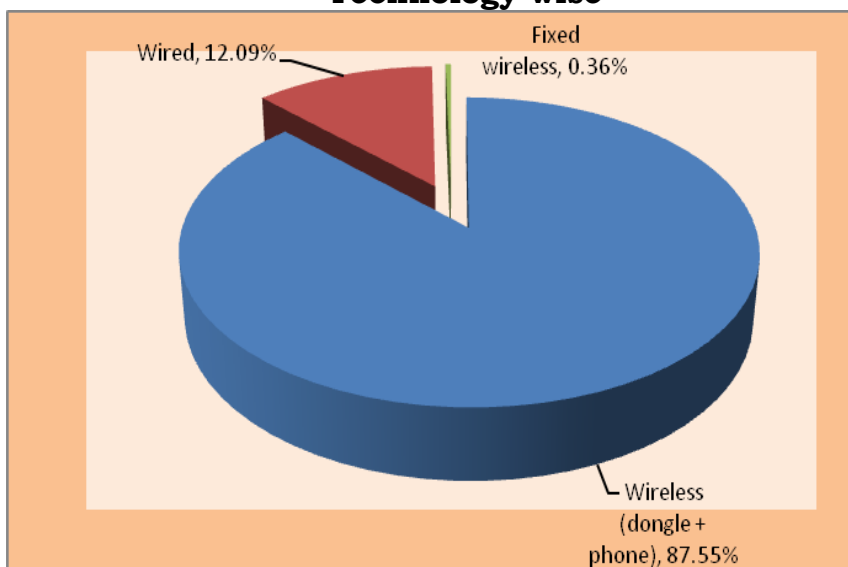


Part-II : Broadband Service (Download Speed \geq 512 Kbps)

1.48 The total number of broadband subscribers increased from 120.88 million at the end of Sep-15 to 136.53 million at the end of Dec-15. Out of which wired broadband subscribers are 16.51 million and wireless broadband subscribers are 120.02 million.

- 1.49 Top five broadband (wired+wireless) service providers in term of subscribers are Bharti (31.49 million), Vodafone (25.91 million), Idea (21.21 million), BSNL (19.85 million), and Reliance Communications Group (15.41 million).
- 1.50 In wired broadband segment, BSNL holds 60.06% market share with 9.92 million subscribers followed by Bharti with 1.67 million and MTNL with 1.12 million subscribers.
- 1.51 In wireless broadband segment, Bharti holds 24.85% market share with 29.82 million subscribers followed by Vodafone with 25.91 million (21.58%) and Idea Cellular with 21.21 million subscribers.
- 1.52 Top five service areas in respect of broadband subscriptions are Tamil Nadu including Chennai (13.57 million), Maharashtra (12.27 million), Karnataka (11.09 million), Delhi (11.02 million) and Andhra Pradesh (10.35 million).

Chart 1.21 : Composition of Broadband subscription – Technology wise

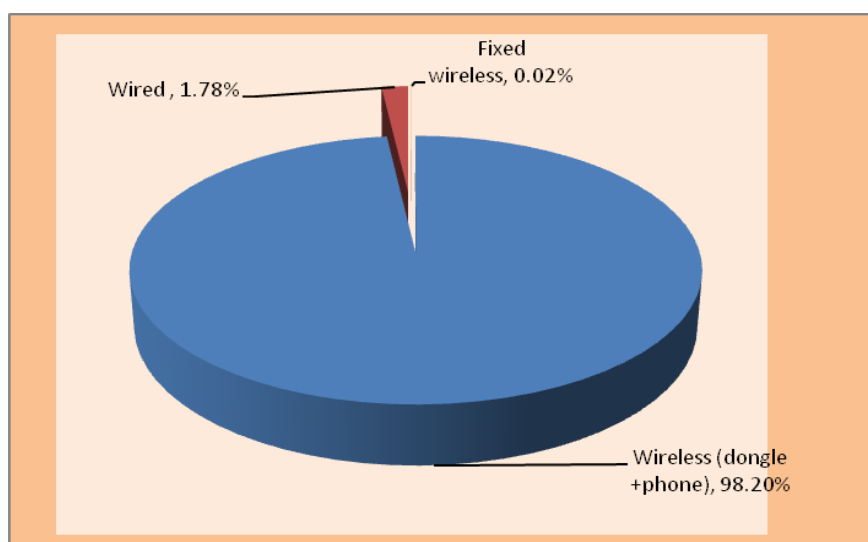


- 1.53 Mobile Device Users (dongle + phone) constitute 87.55% of total broadband subscribers.

Part-III : Narrowband Service (Download Speed <512 Kbps)

- 1.54 Total number of narrowband subscribers declined from 204.07 million at the end of Sep-15 to 195.13 million at the end of Dec-15 with the quarterly decline rate of 4.38%. Out of 195.13 million narrowband subscribers, Wired Narrowband subscribers are 3.47 million and Wireless Narrowband subscribers are 191.67 million.
- 1.55 The top five narrowband (wired + wireless) service providers in term of subscriber base are Bharti (52.57 million), Vodafone (41.53 million), Reliance Communications Group (23.52 million), Idea Cellular (20.15 million) and Aircel (15.13 million).
- 1.56 In wired narrowband segment, BSNL holds 92.17% market share with 3.19 million subscribers followed by Bharti (0.07 million) and Tata (0.05 million).
- 1.57 In wireless narrowband segment, Bharti holds 27.39% market share with 52.50 million subscribers followed by Vodafone (41.53 million) and Reliance Communications Group (23.50 million).

Chart 1.22 : Composition of Narrowband subscription – Technology wise



Section E : Other Value Added Services - PMRTS & VSAT

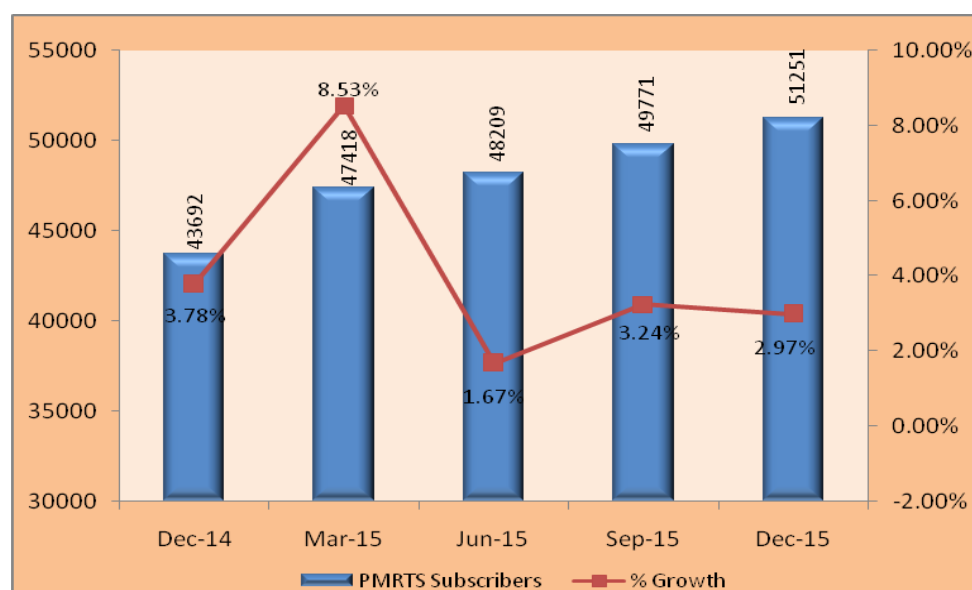
Public Mobile Radio Trunk Services (PMRTS)

1.58 The subscriber base of PMRTS increased from 49,771 at the end of Sep-15 to 51,251 at the end of Dec-15 with quarterly growth rate of 2.97%.

Table 1.28 : PMRTS Subscriber base - Service Provider wise

Sr. No.	Name of the Service Provider	Subscriber Base as on 30.09.2015	Subscriber Base as on 31.12.2015	Growth in Subscribers	% Growth in subscribers as on 31.12.2015
1	Arya Omnitalk Radio Trunking Services Pvt.Ltd.	45589	43216	-2373	-5.21%
4	Procall Ltd.	645	3063	2418	374.88%
3	QuickCall	833	1432	599	71.91%
2	Inative Networks Pvt Ltd	1820	1820	0	0.00%
6	Bhilwara Telenet Services Pvt Ltd	289	414	125	43.25%
5	Smartlink Pvt Ltd	302	925	623	206.29%
7	Wiwonet Solutions Pvt Ltd	85	131	46	54.12%
8	Airtalk Solutions & Services Pvt Ltd	208	250	42	20.19%
	Total	49771	51251	1480	2.97%

Chart 1.23 : Number of PMRTS subscribers & Rate of Growth (%)



1.59 Detailed table on Service Area wise subscriber base of PMRTS is available at Annexure-1.8.

Very Small Aperture Terminal (VSAT)

1.60 The total number of VSAT subscribers increased from 2,55,574 at the end of Sep-15 to 2,65,288 at the end of Dec-15. Net addition during the quarter has been 9,714 at the quarterly growth rate of 3.80%.

Table 1.29 : VSAT Service Providers currently providing service & their subscriber base

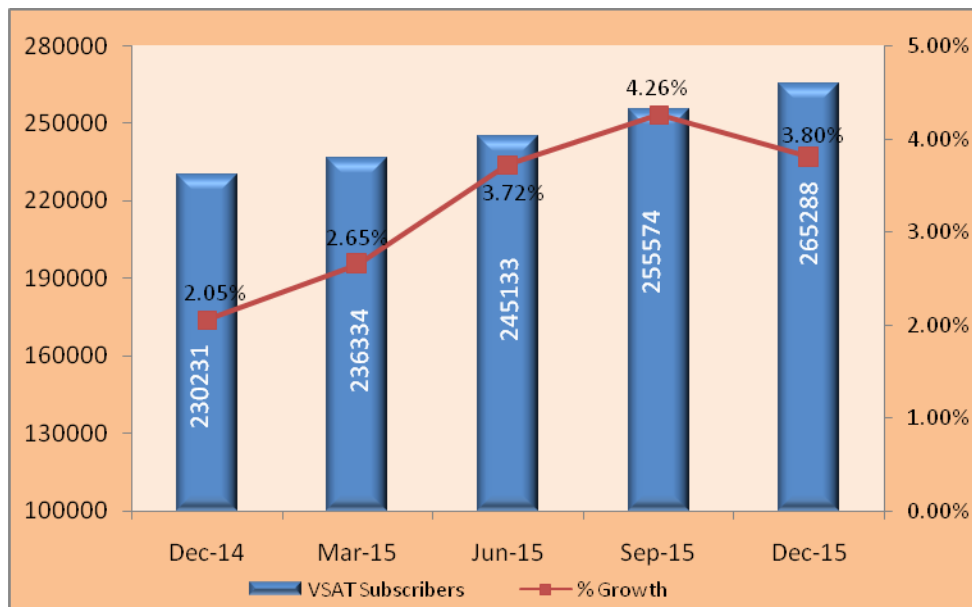
Sr. No	Name of Service Providers	Subscriber base at the Quarter ending		Net Addition	%age Growth	Market Share (%) Dec-15
		Sep-15	Dec-15			
1	Hughes Communications Ltd.	104055	104744	689	0.66	39.48
2	Bharti Airtel Limited,	57979	59309	1330	2.29	22.36
3	Tatanet Services	47257	50233	2976	6.30	18.94
4	HCL Comnet	22665	26287	3622	15.98	9.91
5	BSNL	19315	19979	664	3.44	7.53
6	National Informatics Centre Services Incorporated	2534	2580	46	1.82	0.97
7	Infotel Satcom	1635	2052	417	25.50	0.77
8	Essel Shyam	134	104	-30	-22.39	0.04
	Total	255574	265288	9714	3.80	100

1.61 Hughes Communication Limited continues to be the market leader with subscriber base of 1,04,744 followed by Bharti Airtel Ltd (59,309) at the end of Dec-15.

1.62 M/s Infotel Satcom has recorded maximum growth rate of 25.50% followed by M/s HCL Comnet (15.98%). M/s Essel Shyam shown negative growth during this quarter.

1.63 The following chart depicts the trend of VSAT subscriber base and its quarterly growth rate.

Chart 1.24 : Number of VSAT Subscribers & Rate of Growth (%)



Chapter 2 :

Revenue and Usage

-
- For all the parameters, Metros indicate data for Delhi, Mumbai & Kolkata. Data for Chennai service area has been included in Circle A, as part of TN.
 - ARPU arrived after adjusting interconnect usage charges and roaming settlement charges.
 - The data contained in the section A & B covers the licensees, who have been providing service during the entire period from 1st October, 2015 to 31st December, 2015 in the various service areas.

Section A: GSM Service

Table 2.1: Key Indicators - GSM Service

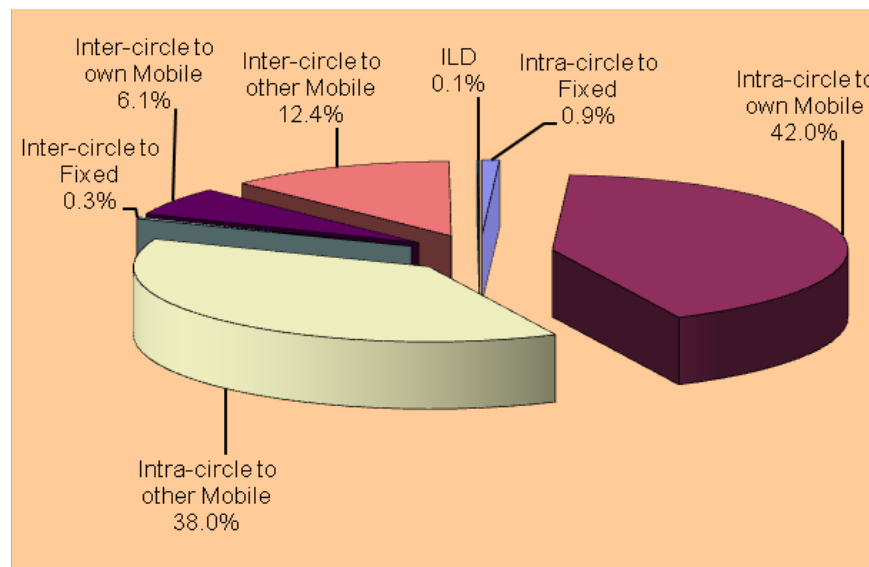
Parameter	Dec-15	Sep-15	Dec-14	QoQ %age change over Sep-15	YoY %age change over Dec-14
Subscriber Base# (million)	963.67	948.03	890.38	1.65%	8.23%
Share of Prepaid (%)	95.41%	95.50%	95.71%	-0.09%	-0.32%
Incoming MOU* per subscriber per month	193	193	194	0.18%	-0.48%
Outgoing MOU* per subscriber per month	182	181	182	0.53%	0.03%
No. of Outgoing SMS per subscriber per month	22	23	25	-3.46%	-14.22%
Average Revenue Per User (ARPU) per month	123	122	118	0.44%	3.60%

The subscriber figures are as on the last day of the respective quarters

* Minutes of Usage

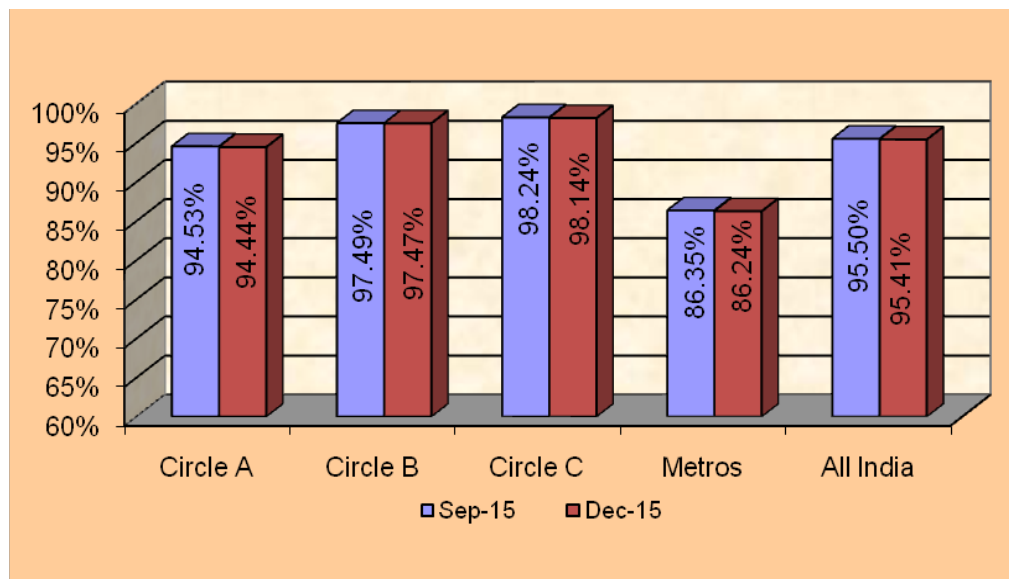
2.1 The following chart presents % break-up of outgoing minutes from Home Service Area (HSA) in the QE Dec-15.

Chart 2.1: Break-up of Outgoing minutes from Home Service Area (HSA) - GSM Service in QE Dec-15



2.2 The following chart depicts prepaid subscribers as a % of total subscribers as on the last day of the respective quarters for various categories of circles.

Chart 2.2: Proportion of prepaid subscribers - GSM Service



Note: Based on subscriber figures as on the last day of the quarter.

2.3 Market share of prepaid segment declined from 95.50% at the end of Sep-15 to 95.41% at the end of Dec-15.

2.4 The ARPU per month (all India, blended) increased from Rs.122 in Q.E. Sep-15 to Rs.123 in Q.E. Dec-15. The following table presents the ARPU per month for various categories of circles and various platforms for payment viz. post-paid and pre-paid.

Table 2.2: Monthly ARPU - GSM Service in QE Dec-15

Circle Category	ARPU per month (in Rs)		
	Post-paid	Pre-paid	Blended
Circle A	477	113	133
Circle B	473	100	109
Circle C	481	97	104
Metros	528	113	170
All India	491	105	123
All private SPs	494	105	123
BSNL/MTNL	457	105	119

2.5 The ARPU per month for pre-paid segment more or less remain same at Rs.105 in QE Dec-15 as compare to previous quarter, whereas the ARPU per month for post-paid segment increased from Rs.490 in QE Sep-15 to Rs.491 in QE Dec-15.

2.6 The following table presents the composition of ARPU per month in the QE Dec-15.

Table 2.3: Composition of ARPU per month - GSM Service in QE Dec-15

S. No.	Item	Revenue (excl. service tax) per subscriber per month (in Rs.)	Share of total revenue from subscribers
1	Usage from Home Service Area		
1.1.	Rental Revenue	21.49	16.7%
1.2.	Revenue from calls	61.98	48.1%
1.3.	Revenue from SMS	3.22	2.5%
1.4.	Revenue from data usage	27.82	21.6%
1.5.	Revenue from other VAS	4.93	3.8%
1.6.	Other revenue	3.09	2.4%
2	Usage outside Home Service Area		
2.1.	Revenue from outroamers	6.35	4.9%
3	Total revenue from subscribers (1+2)	128.88	100%
4	Net inter-operator settlement charges receivable *	-6.17	
5	Net Revenue (ARPU) per month(3+4)	122.71	

* includes Interconnect Usages Charges and roaming settlement charges

2.7 From the above table, it may be seen that the net inter-operator settlement charges payable (Rs.6.17) accounts for 4.79% of the total revenue from subscribers.

2.8 On an all India average, the overall minutes of usage (MOU) per subscriber per month increased from 374 in QE Sep-15 to 376 in QE Dec-15.

2.9 The following table presents the total MOU (usage from, and outside, the home service area) per subscriber per month for various categories of circles.

Table 2.4: MOU per subscriber per month - GSM Service in QE Dec-15

Circle category	MOU per subscriber per month								
	Postpaid			Prepaid			Blended		
	Outgoing MOU	Incoming MOU	Total MOU	Outgoing MOU	Incoming MOU	Total MOU	Outgoing MOU	Incoming MOU	Total MOU
Circle A	533	381	914	163	165	328	184	177	361
Circle B	549	376	925	160	192	352	170	197	367
Circle C	544	366	910	174	227	400	180	229	410
Metro	512	341	853	185	161	346	230	186	416
All India	531	367	899	166	185	351	182	193	376

Note: MOU indicates total usage i.e. usage from and outside HSA

2.10 The overall ratio of incoming MOU and outgoing MOUs for the QE Dec-15 is 51.5 : 48.5.

2.11 No. of outgoing SMS per subscriber per month declined from 23 in Q.E. Sep-15 to 22 in Q.E. Dec-15. The following table presents the outgoing SMS usage (usage from, and outside, the home service area) per subscriber per month for various categories of circles and various platforms for payment viz. post-paid and pre-paid.

Table 2.5: No. of Outgoing SMS per subscriber per month - GSM Service in QE Dec-15

Circle category	Outgoing SMS per subscriber month		
	Postpaid	Prepaid	Blended
Circle A	49	27	28
Circle B	45	18	18
Circle C	31	13	13
Metro	61	20	26
All India	51	20	22

Note: No. of Outgoing SMS indicate total usage i.e. usage from and outside HSA

Chart 2.3 : Minutes of Usage by Out-roamers as a % of Total Minutes of Usage in QE Dec-15

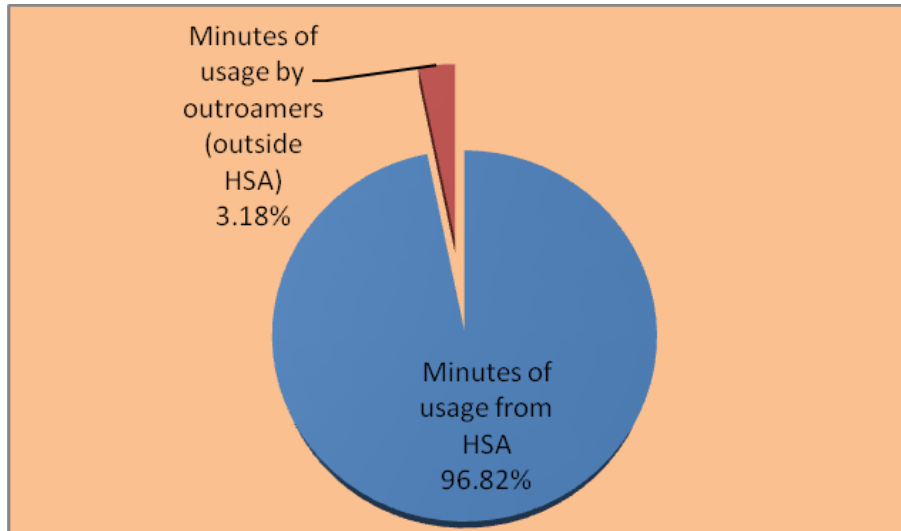
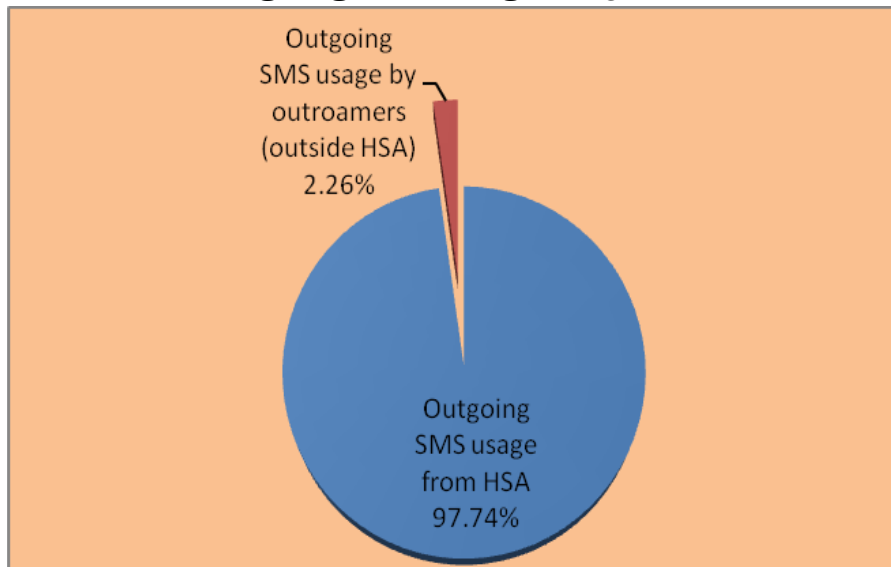


Chart 2.4: Outgoing SMS Usage by Out-roamers as a % of Total No. of Outgoing SMS Usage in QE Dec-15



2.12 The following table presents the percentage break-up of outgoing minutes of usage from home service area between various categories of termination networks.

Table 2.6: %Break-up of Outgoing minutes from Home Service Area (HSA) in QE Dec-15

Circle Category	% Intra-circle to wireline	% Intra-circle to own wireless	% Intra-circle to other wireless	% Inter-circle to wireline	% Inter-circle to own wireless	% Inter-circle to other wireless	% ILD
Circle A	1.17	39.07	42.61	0.26	5.00	11.76	0.13
Circle B	0.70	46.76	36.64	0.32	5.33	10.16	0.09
Circle C	0.37	51.32	33.51	0.19	4.90	9.66	0.06
Metros	1.78	24.12	34.25	0.55	13.89	25.13	0.28
All India	0.95	42.04	38.05	0.31	6.14	12.40	0.12

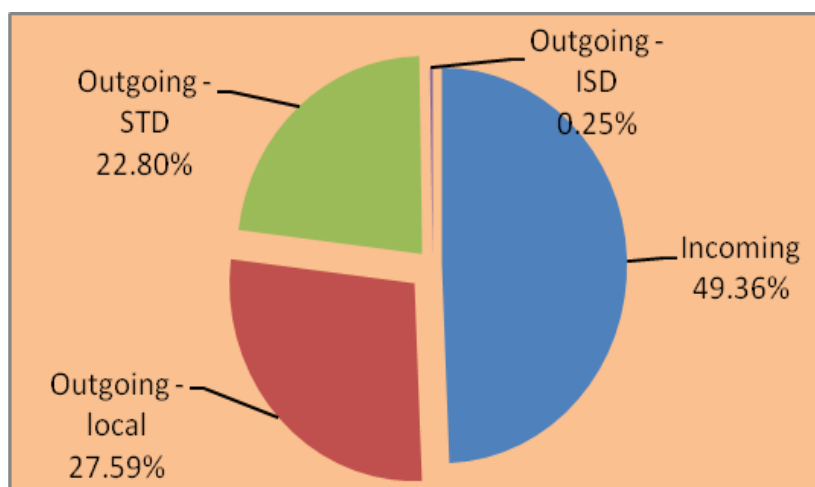
2.13 The chart given below presents the percentage of subscribers who availed roaming services (out-roamers) during the quarter ending Dec-15.

Chart 2.5: % subscribers who availed roaming services during the QE Dec-15



2.14 The usage pattern of out-roamers i.e. usage from outside the home service area shows that incoming minutes accounts for 49.36% of the total minutes of usage by out-roamers in QE Dec-15 as against 48.88% in the previous quarter. The chart given below presents the break-up of minutes of usage of out-roamers during the QE Dec-15.

Chart 2.6: % Break-up of minutes of usage of outroamers (usage from outside the Home Service Area) in QE Dec-15



2.15 The tariff plans are of bundled nature and the trade-off is generally between monthly fixed charges and variable (call) charges. Therefore, average subscriber outgo per outgoing minute for usage from Home Service Area (HSA*) as defined below would be a realistic indicator of average tariff.

*Average Subscriber Outgo per Outgoing Minute for usage from HSA =

$$\frac{\text{Rental revenue} + \text{revenue from outgoing calls from HSA}}{\text{No. of outgoing minutes from HSA}}$$

Table 2.7: Average subscriber outgo per outgoing minute from HSA for GSM Service in QE Dec-15

Circle Category	₹ per minute)		
	Postpaid	Prepaid	Blended
Circle A	0.52	0.50	0.51
Circle B	0.50	0.44	0.44
Circle C	0.57	0.41	0.42
Metros	0.59	0.52	0.54
All India	0.54	0.46	0.47

2.16 All India average subscriber outgo per outgoing minute declined from ₹ 0.48 in the QE Sep-15 to ₹ 0.47 in the QE Dec-15.

Table 2.8: Trends of Key Parameters - GSM Service

Parameter	Dec-14	Mar-15	Jun-15	Sep-15	Dec-15
1. ARPU (₹ Per month)	118	121	126	122	123
2. Average Revenue from data usage per subscriber per month (in ₹)	22	23	25	27	28
3. MOU per subscriber per month	376	383	388	374	376
4. Outgoing MOU per subscriber per month					
4.1 Local (Intra-circle)	146	149	152	145	146
4.2 NLD (inter-circle)	36	36	37	37	36
4.3 ILD	0.3	0.2	0.2	0.2	0.2
5. No. of Outgoing SMS per subscriber per month	25	24	22	23	22
6. Average subscriber Outgo per outgoing minute from HSA (in ₹)	0.51	0.50	0.49	0.48	0.47

2.17 Service Area wise statistics are available at Annexure-2.1.

Section B: CDMA - Full Mobility Service

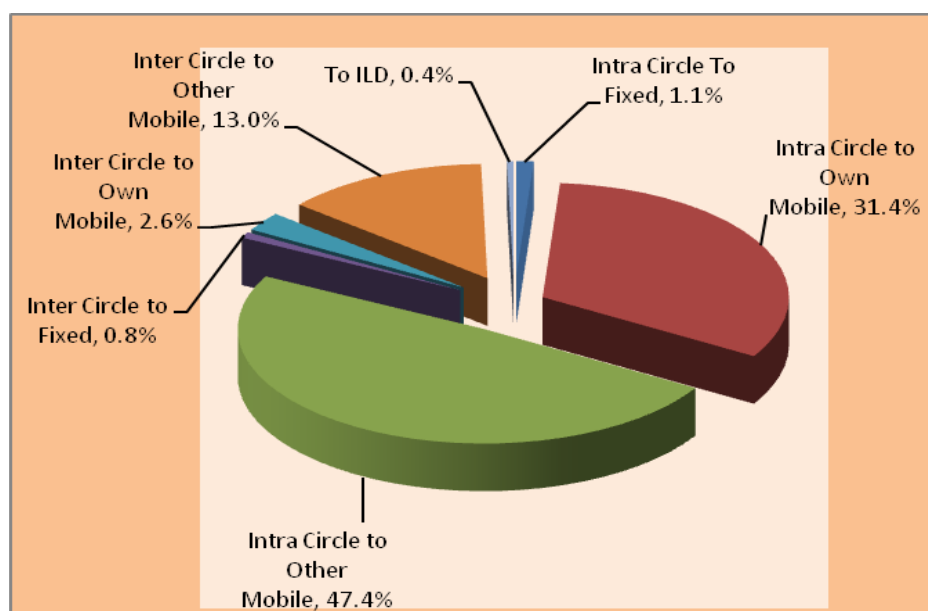
Table 2.9: Key Indicators - CDMA Full Mobility Service

Parameters	QE Dec-15	QE Sep-15	QE Dec-14	QoQ change (%)	YoY change (%)
Subscriber Base in Millions*	37.90	39.22	43.06	-3.37%	-12.01%
Share of Prepaid (%)	88.50%	88.50%	88.86%	0.05%	-0.41%
Incoming MOUs per subscriber per month	108	112	123	-3.85%	-12.38%
Outgoing MOUs per subscriber per month	144	144	139	-0.36%	3.50%
Outgoing SMS per subs per month	8.5	8.7	16.4	-1.69%	-48.05%
ARPU (Rs. per month)	103	106	109	-2.71%	-4.86%

** The subscriber figures are as on last day of the quarter.*

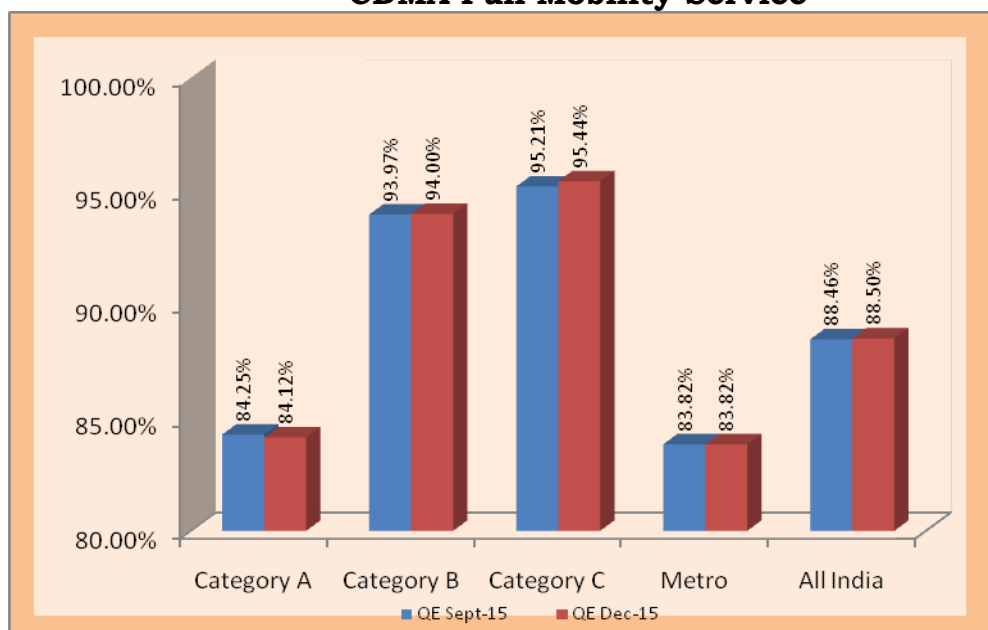
2.18 The following chart depicts % break-up of outgoing minutes from home service area (HSA).

Chart 2.7: % Break-up of Outgoing Minutes from Home Service Area (HSA) - CDMA Full Mobility Service in QE Dec-15



2.19 The following chart depicts prepaid subscribers as a % of total subscribers as on the last day of the respective quarters for various categories of circles.

Chart 2.8: Proportion of prepaid subscribers – CDMA Full Mobility Service



2.20 Market share of Prepaid segment slightly increased from 88.46% in QE Sep-15 to 88.50% in QE Dec-15.

2.21 The following table presents the ARPU per month for various categories of circles and various platforms for payment viz. postpaid and prepaid.

Table 2.10: Monthly ARPU - CDMA Full Mobility Service in QE Dec-15

(₹ per month)

Circle category	Postpaid	Prepaid	Blended ARPU
Circle A	462	65	128
Circle B	462	50	73
Circle C	417	31	49
Metro	553	51	133
All India	497	52	103

2.22 The All India blended Average Revenue Per User (ARPU) per month has shown a decrease of 2.71% from Rs.106.21 in QE Sep-15 to Rs.103.33 in QE Dec-15.

2.23 ARPU for Prepaid service declined from Rs.54 in QE Sep-15 to Rs.52 in QE Dec-15. ARPU for Postpaid service declined from Rs.507 in QE Sep-15 to Rs.497 in QE Dec-15.

Table 2.11: Composition of ARPU per month- CDMA Full Mobility Service

S. No.	Item	Revenue (excl. service tax) per subscriber per month (in Rs.)	Share of total revenue from subscribers
1	Usage from Home Service Area		
1.1	Rental Revenue	20.74	18.1%
1.2	Revenue from Calls	33.53	29.11%
1.3	Revenue from SMS#	0.71	0.62%
1.4	Revenue from data usage	50.68	44.00%
1.5	Revenue from other VAS	2.27	1.97%
1.6	Other Revenue#	5.02	4.35%
2	Usage Outside Home Service Area		
2.1	Revenue from Out-roamers	2.23	1.94%
3	Total Revenue from Subscribers (1+2)	115.18	100%
4	Net inter-operator settlement charges receivable*	-11.85	
5	Net Revenue (ARPU) (3+4)	103.33	

* Includes Interconnect Usage Charges and roaming settlement charges

2.24 From the above table, it may be seen that the net inter-operator settlement charges payable (Rs.11.85) accounts for 10.29% of total revenue from subscribers in QE Dec-15.

2.25 Revenue from data usage per subscriber per month (for usage from HSA) declined from Rs.51.93 in QE Sep-15 to Rs.50.68 in QE Dec-15.

2.26 The total MOUs per subscriber per month declined by 1.6%, from 256 in QE Sep-15 to 252 in QE Dec-15. The outgoing MOUs and incoming MOUs declined by 0.36% and 3.85% respectively during this quarter.

2.27 Prepaid MOUs per subscriber per month declined by 1.7%, and postpaid MOUs per subscriber per month declined by 2.1% during this quarter.

Table 2.12 : MOU per subscriber per month – CDMA Full Mobility Service

MOU per subscriber per month									
Circle category	Postpaid			Prepaid			Blended		
	Outgoing MOU	Incoming MOU	Total MOU	Outgoing MOU	Incoming MOU	Total MOU	Outgoing MOU	Incoming MOU	Total MOU
Circle A	208	141	349	101	88	189	118	97	215
Circle B	402	231	633	139	111	250	155	118	273
Circle C	857	418	1275	221	134	355	250	147	397
Metro	197	129	326	110	87	197	124	94	218
All India	261	162	423	129	101	230	144	108	252

Note: MOU indicate total usage i.e. usage from and outside HSA

Table 2.13 : Outgoing SMS per subscriber per month in QE Dec-15 – CDMA Full Mobility Service

Category	Outgoing SMS per subscriber month		
	Postpaid	Prepaid	Blended
Category A	7	9	9
Category B	7	10	10
Category C	10	10	10
Metro	5	6	6
All India	6	9	9

Note: Outgoing SMS indicates total usage i.e. usage from and outside HSA.

Chart 2.9: Minutes of usage by out-roamers as a percentage of total minutes of usage in QE Dec-15

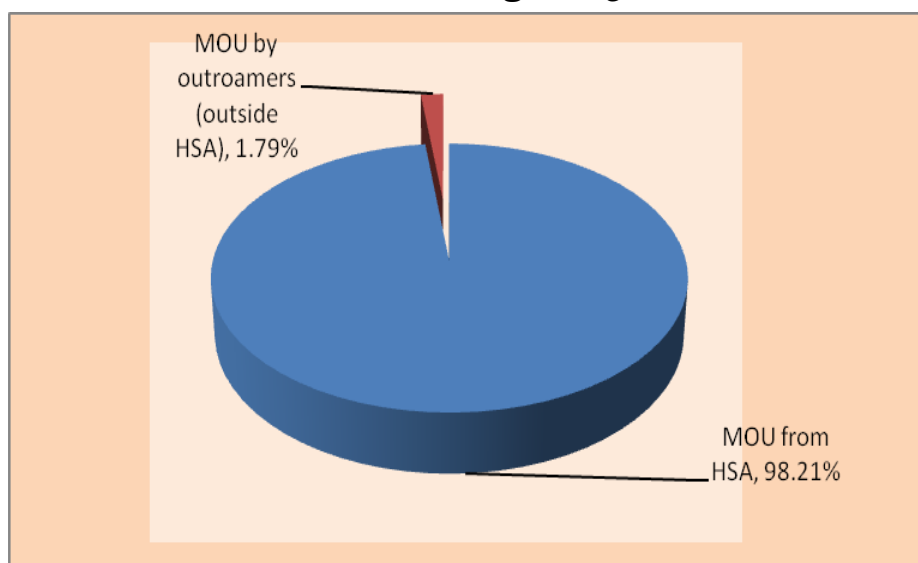


Table 2.14: %Break-up of Outgoing minutes from Home Service Area (HSA) - CDMA Full Mobility Service in QE Dec-15

Circle	Intra Circle To Wireline (%)	Intra Circle to Own Wireless (%)	Intra Circle to Other Wireless (%)	Inter Circle to Wireline (%)	Inter Circle to Own Wireless(%)	Inter Circle to Other Wireless (%)	ILD (%)
Circle A	1.8	29.3	54.1	0.6	2.1	8.6	0.86
Circle B	0.7	36.2	48.8	0.6	2.5	8.6	0.14
Circle C	0.5	27.8	50.8	1.3	2.7	13.8	0.05
Metro	1.6	27.9	36.6	0.9	3.3	23.6	0.43
All India	1.1	31.4	47.4	0.8	2.6	13.0	0.36

2.28 The chart given below presents the percentage of subscribers who availed roaming services (out-roamers) during the quarter.

Chart 2.10: Percentage of subscribers who availed roaming service during the quarter in QE Dec-15

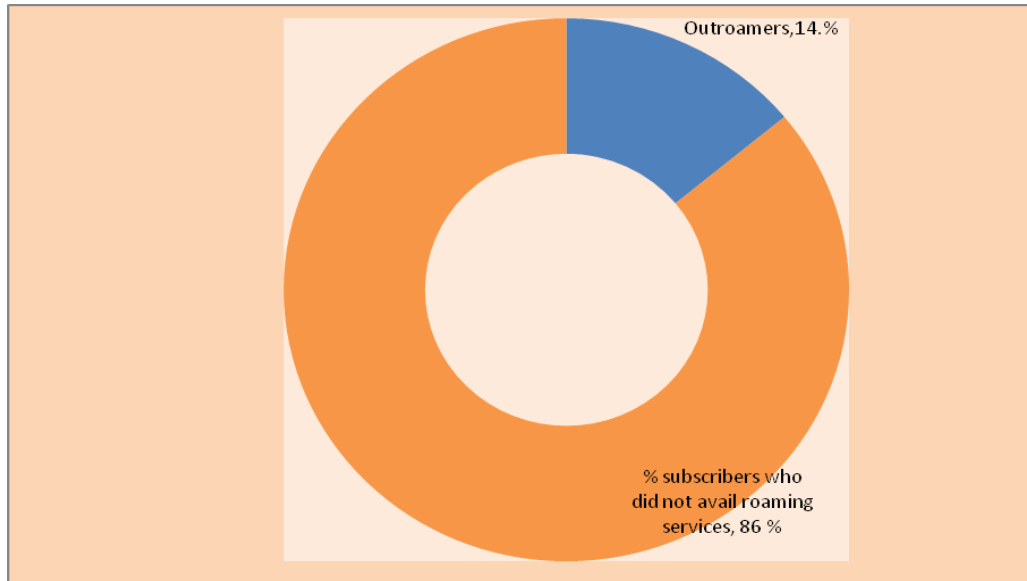
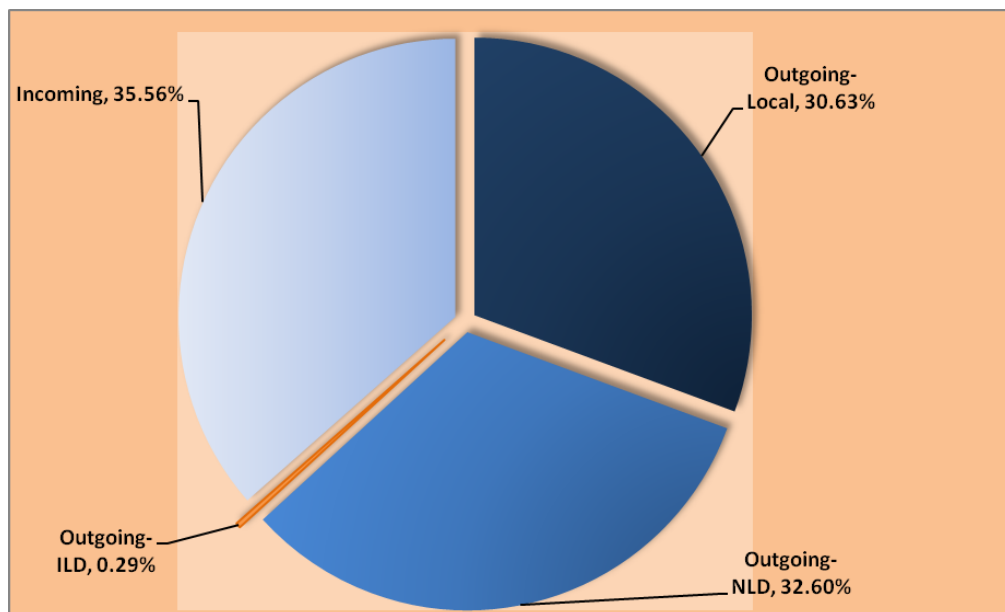


Chart 2.11: Percentage breakup of minutes of usage of Out-roamers (usage from outside the Home Service Area) in QE Dec-15



**Table 2.15: Average subscriber outgo per outgoing minute from HSA*
for CDMA Full Mobility Service in QE Dec-15**
[₹ Per min]

Circle Category	Postpaid	Prepaid	Blended
Circle A	0.89	0.34	0.49
Circle B	0.50	0.24	0.28
Circle C	0.39	0.19	0.22
Metros	1.11	0.35	0.55
All India	0.79	0.28	0.38

*Average Subscriber Outgo per Outgoing Minute for usage from HSA =

$$\frac{\text{Rental revenue} + \text{revenue from outgoing calls from HSA}}{\text{No. of outgoing minutes from HSA}}$$

Table 2.16: Trends of Key Parameters - CDMA Full Mobility Service

Parameter	Dec-14	Mar-15	Jun-15	Sep-15	Dec-15
1. ARPU (₹ Per month)	109	108	107	106	103
2. Average revenue from data usage per subscriber per month (in ₹)	45	46	49	52	51
3. MOU per subscriber per month	262	265	263	256	252
4. Outgoing MOU per subscriber per month	139	144	145	144	144
5. No. of Outgoing SMS per subscriber per month	16.42	10.70	9.49	8.67	8.52
6. Average subscriber Outgo per outgoing minute from HSA (₹)	0.47	0.45	0.42	0.39	0.38

2.29 Service Area wise statistics are available at Annexure-2.2.

Chapter 3 :

Financial Data of

Telecom Service

Sector

Table 3.1: Gross Revenue (GR), Adjusted Gross Revenue (AGR), License Fee (LF) & Spectrum Charges

Particulars	QE Dec-14 (₹ in Crore)	QE Sep-15 (₹ in Crore)	QE Dec-15 (₹ in Crore)	Q-O-Q % Change Over Sep-15	Y-O-Y % Change over Dec-14
Gross Revenue (GR)	63,955	64,996	65,347	0.54	2.18
Adjusted Gross Revenue (AGR)	43,591	46,257	46,087	-0.37	5.73
Pass Through Charges (GR-AGR)	20,364	18,740	19,260	2.78	-5.42
License Fee	3,489	3,701	3,690	-0.28	5.77
Spectrum Usage Charges	1,756	1,876	1,885	0.49	7.32

3.1 Gross Revenue (GR) increased by 0.54% in QE Dec-15, and on annual basis, it has increased by 2.18%. Adjusted Gross Revenue (AGR) declined by 0.37% in the QE Dec-15.

3.2 Pass through charges increased by 2.78% in the QE Dec-15 whereas on annual basis it has declined by 5.42%.

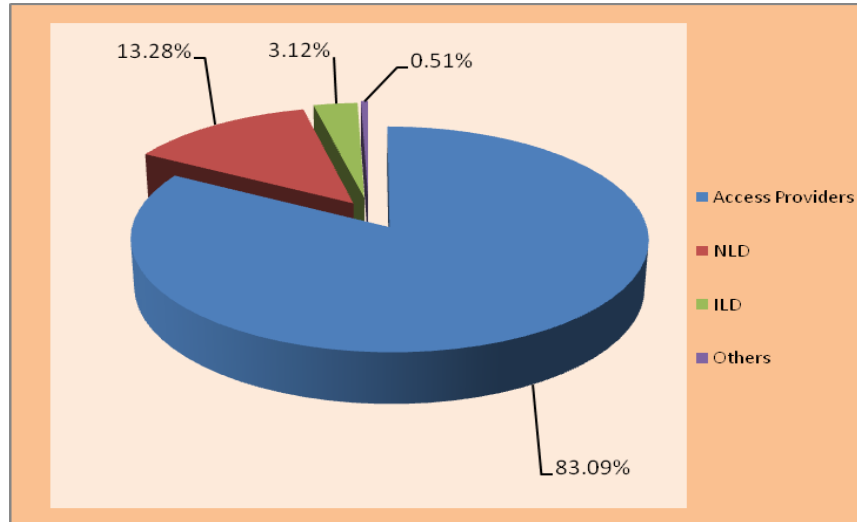
3.3 Pass-through charges as a percentage of Gross Revenue are 29.47% in QE Dec-15 as against 28.83% in the previous quarter.

Table 3.2: Service-wise Gross Revenue, Adjusted Gross Revenue, License Fee and Spectrum Charges

Service	GR	AGR	LF	Spectrum Charges
Access Providers	49,846	38,294	3,064	1,881
NLD	8,030	6,122	490	-
ILD	3,985	1,437	118	-
Others	3,486	234	19	4
Total	65,347	46,087	3,690	1885

(in ₹ Crore)

Chart 3.1: Composition of Adjusted Gross Revenue



- 3.4 Access services contributed 83.09% to the total Adjusted Gross Revenue (AGR) of telecom services. In Access services, Gross Revenue (GR), Adjusted Gross Revenue(AGR), License Fee, Spectrum Usage Charges(SUC) and Pass Through Charges increased by 1.40%, 1.09%, 1.08%, 0.49% and 2.46% in QE Dec-15.
- 3.5 Monthly ARPU based on AGR for Access services declined from ₹124.68 for Q.E. Sep-15 to ₹123.77 for Q.E. Dec-15. Chart below shows the trend in ARPU.

Chart 3.2: Trend in ARPU per month for Access Services

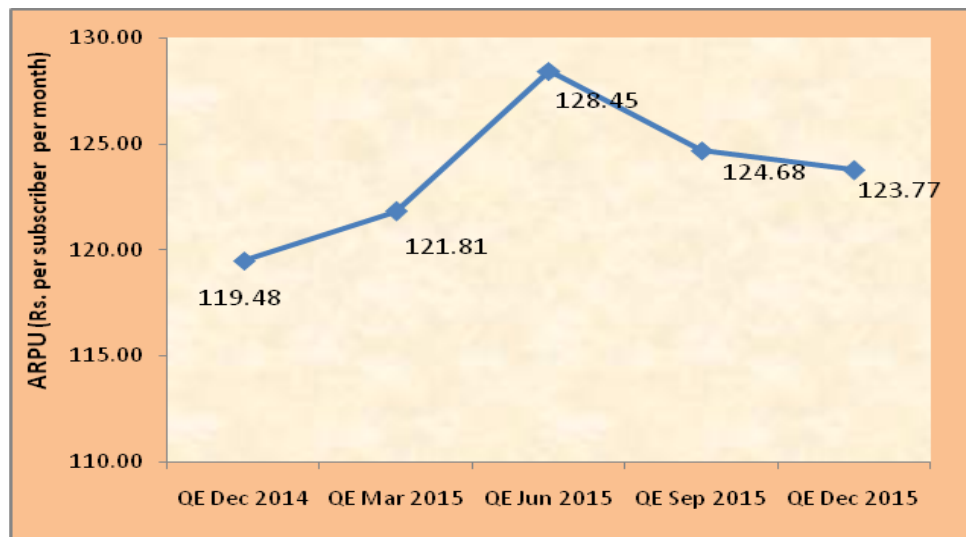


Table 3.3: Access Services - Service Provider wise Adjusted Gross Revenue

			(in ₹ Crore)
Service	QE Dec-15	QE Sep-15	% Change
Bharti	11684.65	11386.71	2.62
Vodafone	8239.12	8185.35	0.66
Idea	7172.43	6857.80	4.59
BSNL	3288.32	3492.55	-5.85
Tata	2520.68	2533.30	-0.50
Aircel	1961.86	1974.08	-0.62
Reliance	1553.87	1633.20	-4.86
Telenor	832.50	831.34	0.14
MTNL	621.73	604.57	2.84
Sistema Shyam	307.08	331.82	-7.46
Videocon	63.14	44.66	41.39
Quadrant	42.66	--	--
Reliance Jio	5.52	6.74	-18.19
Grand Total (Access)	38293.56	37882.13	1.09

3.6 Public Sector Undertakings' share in the Access AGR of telecom services is 10.21% in the QE Dec-15.

Table 3.4: Category-wise share in Adjusted Gross Revenue (AGR) of Access Services

Category	AGR of Access Services for QE Dec-15 (in ₹ crore)	%age share of AGR
Metro	6034.04	15.76
A	14812.68	38.68
B	13088.35	34.18
C	4358.49	11.38
Total	38293.56	100

Notes :

1. Source: Figures are un-audited and as submitted by the Operators.
2. The figures have been regrouped wherever considered necessary for analysis purpose.
3. The Spectrum usage charges (mostly) are now reported on "Payment for the current Quarter" basis. However, some operators are reporting on payment basis or on estimate basis on projected AGR for next quarter.
4. Metro area includes Delhi, Mumbai and Kolkata only. Chennai is clubbed with Tamilnadu.

Chapter 4 : Quality of Service (QoS)

Section A: Quality of Service Performance of Wireless Service Providers

Part-I : 2G Wireless Services

Table 4.1: QoS Summary - 2G Wireless Service

S. No.	Parameters	Benchmark	No. of CMTS Licensees not Meeting the Benchmarks			
			Q.E. September, 2015		Q.E. December, 2015	
			Out Of 183 (Nos.)	Out Of 183 (in %)	Out Of 183 (Nos.)	Out Of 183 (in %)
I.	Network Related Parameters					
1	Network Availability					
(i)	BTSs Accumulated downtime (not available for service)	≤ 2%	8	4.37%	7	3.83%
(ii)	Worst affected BTSs due to downtime	≤ 2%	11	6.01%	11	6.01%
2	Connection Establishment (Accessibility)					
(i)	Call Set-up Success Rate (within licensee's own network)	≥ 95%	5	2.73%	5	2.73%
(ii)	SDCCH/ Paging Channel Congestion	≤ 1%	4	2.19%	4	2.19%
(iii)	TCH Congestion	≤ 2%	7	3.83%	6	3.28%
3	Connection Maintenance (Retain ability)					
(i)	Call Drop Rate	≤ 2%	4	2.19%	1	0.55%
(ii)	Worst affected cells having more than 3% TCH drop (call drop) rate	≤ 3%	54	29.51%	39	21.31%
(iii)	Connection with good voice quality	≥ 95%	7	3.83%	6	3.28%
4	Point of Interconnection (POI) Congestion (No. of POIs not meeting the benchmark) (Averaged over a period of quarter)	≤ 0.5%	0	0	0	0

S. No.	Parameters	Bench mark	No. of CMTS Licensees not Meeting the Benchmarks			
			Q.E. September, 2015		Q.E. December, 2015	
			Out Of 183 (Nos.)	Out Of 183 (in %)	Out Of 183 (Nos.)	Out Of 183 (in %)
II.	Customer Service Quality Parameters					
5	Metering and Billing					
(i)	Metering and billing credibility - post paid	≤ 0.1%	1	0.55%	12	6.56%
(ii)	Metering and billing credibility - pre paid	≤ 0.1%	7	3.83%	18	9.84%
(iii)	Resolution of billing/charging/ validity complaints	98% within 4 weeks	2	1.09%	3	1.64%
	Resolution of billing/charging/ validity complaints	100% within 6 weeks	2	1.09%	4	2.19%
(iv)	Period of applying credit/ waiver/ adjustment to customer's account from the date of resolution of complaints	within 1 week of resolution of complaint	10	5.46%	8	4.37%
6	Response time to the customer for assistance					
(i)	Accessibility of call centre/ customer care	≥ 95%	3	1.64%	8	4.37%
(ii)	%age of calls answered by the operators (voice to voice) within 90 seconds	≥ 95%	67	36.61%	58	31.69%
7	Termination / closure of service					
(i)	%age requests for Termination / Closure of service complied within 7 days	100% within 7 days	9	4.92%	5	2.73%
(ii)	Time taken for refund of deposits after closures	100% within 60 days	29	15.85%	37	20.22%

- 4.1 The performance has improved in this quarter as compared to the previous quarter in respect of the following parameters :-
- a. BTS Accumulated downtime (not available for service)
 - b. TCH Congestion
 - c. Call Drop Rate
 - d. Worst affected cells having more than 3% TCH drop (call drop) rate
 - e. Connection with good voice quality
 - f. Period of applying credit/ waiver/ adjustment to customer's account from the date of resolution of complaints
 - g. %age of calls answered by the operators (voice to voice) within 90 sec
 - h. %age requests for Termination / Closure of service complied within 7 days.
- 4.2 The performance has deteriorated in this quarter as compared to the previous quarter in respect of the following parameters:-
- a. Metering and billing credibility - post paid
 - b. Metering and billing credibility - pre paid
 - c. Resolution of billing /charging/ validity complaints (98% within 4 weeks)
 - d. Resolution of billing/charging/validity complaints (100% within 6 weeks)
 - e. Accessibility of call centre/ customer care
 - f. Time taken for refund of deposits after closure

Table 4.2: Parameter wise Analysis of Non-compliance of QoS Benchmarks for 2G Wireless Service Providers

Parameter	Benchmark	Service Provider	Service Area	Performance	
BTSs Accumulated downtime (not available for service) (%age)	$\leq 2\%$	Aircel	Assam	2.85	
			Bihar	2.12	
			North East	6.04	
		BSNL	Airtel	Chennai	5.40
			BSNL	Bihar	3.44
				Kolkata	2.69
Worst affected BTSs due to downtime (%age)	$\leq 2\%$	Aircel	North East	2.44	
			Assam	16.25	
			Bihar	11.07	
			Jammu & Kashmir	4.55	
			West Bengal	4.50	
		Airtel	Chennai	32.59	
		BSNL	Andhra Pradesh	4.12	
			Bihar	6.28	
			Kolkata	6.51	
			North East	9.22	
West Bengal	11.04				
	Aircel	Assam	92.75		
		Bihar	87.72		
		North East	94.50		
	Telenor	RTL	Assam	32.86	
Telenor		Bihar	92.77		
SDCCH/ Paging Chl. Congestion (%age)	$\leq 1\%$	Airtel	Chennai	4.31	
		BSNL	North East	1.68	
			West Bengal	1.45	
		Telenor	Bihar	2.10	
TCH Congestion (%age)	$\leq 2\%$	Aircel	Assam	5.07	
			Bihar	12.54	
			North East	4.05	
		Airtel	Chennai	2.59	
		BSNL	North East	2.67	
		Telenor	Bihar	5.79	
Call Drop Rate (%age)	$\leq 2\%$	BSNL	North East	2.92	
Worst affected cells having more than 3% TCH drop	$\leq 3\%$	Aircel	Assam	12.61	
			Bihar	12.02	
			Delhi	4.87	
			Himachal Pradesh	11.96	

Parameter	Benchmark	Service Provider	Service Area	Performance
Worst affected cells having more than 3% TCH drop	≤ 3%	Aircel	Jammu & Kashmir	12.45
			Karnataka	7.56
			Maharashtra	5.47
			Mumbai	5.23
			North East	15.74
			Orissa	7.00
			Tamil Nadu	5.87
		West Bengal	12.01	
		Airtel	Chennai	4.36
		Airtel	Tamilnadu	5.03
		BSNL	Andhra Pradesh	4.65
			Bihar	4.80
			North East	5.16
			West Bengal	12.14
		TATA CDMA	Gujarat	6.50
			Haryana	6.01
			Kerala	4.34
			Maharashtra	7.32
			Madhya Pradesh	6.20
			Mumbai	3.63
			Punjab	4.74
			Rajasthan	3.99
			Tamil Nadu	3.66
			UPE	8.28
		UPW	5.19	
		TATA GSM	Gujarat	4.27
			Himachal Pradesh	4.30
			Karnataka	3.32
			Maharashtra	5.67
			Mumbai	3.62
Punjab	3.28			
Rajasthan	3.37			
UPE	6.34			
UPW	5.22			
Vodafone	Madhya Pradesh	3.73		
Connection with good voice quality	≥ 95%	Aircel	Assam	91.43
			North East	93.21
		BSNL	North East	94.78
		RTL	Assam	32.86
		Telenor	Bihar	94.67
			UPE	93.56

Parameter	Benchmark	Service Provider	Service Area	Performance
Metering and billing credibility - post paid	≤ 0.1%	Vodafone	Andhra Pradesh	0.13
			Chennai	0.22
			Delhi	0.15
			Haryana	0.11
			Kerala	0.22
			Karnataka	0.17
			Mumbai	0.62
			Madhya Pradesh	0.27
			Punjab	0.25
			Rajasthan	0.18
			Tamilnadu	0.18
			UP-West	0.19
Metering and billing credibility - pre paid	≤ 0.1%	Idea	Delhi	0.20
			Haryana	0.13
			Kerala	0.16
			Rajasthan	0.18
			UP(E)	0.14
		RTL	Bihar	0.18
			Orissa	0.17
			West Bengal	0.18
		Vodafone	Andhra Pradesh	0.19
			Chennai	0.29
			Jammu & Kashmir	0.19
			Kerala	0.11
			Karnataka	0.48
			Mumbai	0.11
			Madhya Pradesh	0.18
Rajasthan	0.12			
Tamilnadu	0.44			
UP-West	0.17			
Resolution of billing/charging complaints	98% within 4 weeks	TATA CDMA	Bihar	50.00
		TATA GSM	Gujarat	83.33
		Vodafone	Mumbai	97.95
Resolution of billing/charging complaints	100% within 6 weeks	TATA CDMA	Bihar	50.00
		Vodafone	Andhra Pradesh	99.01
			Mumbai	99.56
			Madhya Pradesh	99.95
		Idea	Andhra Pradesh	99.98
			Gujarat	99.71

Parameter	Benchmark	Service Provider	Service Area	Performance
Period of applying credit/ waiver/ adjustment to customer's account from the date of resolution of complaints	within 1 week of resolution of complaint	Vodafone	Andhra Pradesh	98.70
			Chennai	99.37
			Delhi	99.85
			Mumbai	96.33
			Madhya Pradesh	99.97
			Tamilnadu	99.81
Accessibility of call centre/ customer care	≥ 95%	Aircel	Assam	92.09
			Delhi	91.50
			Kerala	93.77
			Karnataka	94.88
			Maharashtra	90.61
		Tamil Nadu	89.99	
Idea	Bihar	93.36		
TATA CDMA	Tamil Nadu	88.71		
Percentage of calls answered by the operators (voice to voice) within 90 seconds	≥ 95%	Aircel	Assam	79.31
			Delhi	94.30
			Jammu & Kashmir	94.25
			Rajasthan	94.30
			Tamil Nadu	93.65
		Airtel	Chennai	91.58
			Delhi	94.32
			Kolkata	87.54
			Karnataka	93.65
			Maharashtra	91.27
			Mumbai	92.56
			North East	90.99
			TamilNadu	91.58
		West Bengal	88.19	
		MTS	Tamil Nadu	83.86
		RCOM CDMA	Bihar	94.37
			Tamilnadu	90.13
			Delhi	92.37
			Gujarat	91.46
			Himachal Pradesh	94.58
Kolkata	74.98			
MadhyaPradesh	86.06			
Mumbai	90.72			
Rajasthan	91.47			
WestBengal	74.98			
	Andhra Pradesh	94.31		

Parameter	Benchmark	Service Provider	Service Area	Performance
Percentage of calls answered by the operators (voice to voice) within 90 seconds	≥ 95%	RCOM GSM	Tamilnadu	88.11
			Delhi	86.57
			Gujarat	91.35
			Haryana	91.20
			Jammu & Kashmir	93.85
			Kerala	94.91
			Karnataka	93.04
			Mumbai	91.97
			Punjab	91.24
			Rajasthan	84.12
			UP E	90.43
		UP W	88.77	
		RTL	Assam	93.43
			Bihar	74.35
			Himachal Pradesh	93.45
			Kolkata	74.22
			Madhya Pradesh	92.18
			Orissa	94.36
		TATA CDMA	West Bengal	71.54
			Kerala	92.53
		TATA GSM	Tamil Nadu	81.26
			Andhra Pradesh	94.93
			Gujarat	94.58
Kolkata	93.68			
Karnataka	93.76			
Tamil Nadu	84.15			
UPE	89.80			
Vodafone	Andhra Pradesh	94.76		
	Chennai	93.81		
	Karnataka	83.75		
	Maharashtra	94.95		
	UP-West	94.39		
%age requests for Termination / Closure of service complied within 7 days	100% within 7 days	Aircel	Karnataka	99.86
			UPE	97.67
	Idea	Gujarat	99.98	
		Madhya Pradesh	99.47	
	MTS	Tamil Nadu	91.46	
Time taken for refund of deposits after closures	100% within 60 days	Aircel	Maharashtra	70.00
		Idea	Karnataka	61.13
		RCOM CDMA	Andhra Pradesh	99.79
			Bihar	91.91

Parameter	Benchmark	Service Provider	Service Area	Performance
Time taken for refund of deposits after closures	100% within 60 days	RCOM CDMA	Delhi	98.79
			Gujarat	99.96
			Kolkata	98.52
			Karnataka	94.45
			Maharashtra	99.85
			Madhya Pradesh	99.96
			Mumbai	94.16
			Orissa	96.10
			UPE	94.55
			UPW	93.13
			West Bengal	89.05
		RCOM GSM	Delhi	98.88
			Gujarat	99.95
			Kerala	99.58
			Karnataka	92.85
			Maharashtra	99.77
			Mumbai	97.45
			UP E	92.31
		UP W	96.36	
		RTL	Assam	97.33
			Bihar	95.92
			Kolkata	98.37
			North East	93.15
			Orissa	95.50
			West Bengal	90.65
		TATA CDMA	Andhra Pradesh	99.92
		Vodafone	Andhra Pradesh	97.61
			Chennai	93.62
Kolkata	69.64			
Mumbai	98.06			
Maharashtra	99.92			
Tamil nadu	93.65			
West Bengal	71.25			

4.3 The detailed table on Service Provider wise performance of QoS parameters for Wireless 2G Services is available at Annexure-4.1.

Part-II : 3G Wireless Services

4.4 The summary of performance of 3G service providers (excluding BSNL) who have not met the benchmarks in this quarter is given in below table.

Table 4.3: QoS Summary - 3G Wireless Service

S. No.	Parameters		Bench mark	No. of CMTS Licensees not Meeting the Benchmarks			
				Q.E. September 2015		Q.E. December 2015	
				Out Of 94 (Nos.)	Out of 94 (in %)	Out Of 97 (Nos.)	Out of 97 (in %)
1	Network Availability	BTSs and Node-B's Accumulated downtime (not available for service) (%age)	≤ 2%	7	7.45%	4	4.12%
		Worst affected BTSs and Node-B's due to downtime (%age)	≤ 2%	11	11.70%	13	13.40%
2	Connection Establishment (Accessibility)	Call Set-up Success Rate (within licensee's own network)	≥ 95%	0	0	1	1.03%
		SDCCH/Paging Channel and RRC Congestion (%age)	≤ 1%	1	1.06%	3	3.09%
		TCH and Circuit Switched RAB Congestion (%age)	≤ 2%	1	1.06%	3	3.09%
3	Connection Maintenance (Retainability)	Call Drop and Circuit Switched Voice Drop Rate: (%age)	≤ 2%	2	2.13%	2	2.06%
		Worst affected cells having more than 3% TCH drop (call drop) and Circuit Switched Voice Drop Rate:-CBBH	≤ 3%	20	21.28%	18	18.56%
		Connections with good voice quality and Circuit Switch Voice Quality (CSV quality)	≥ 95%	0	0	0	0
4	Point of Interconnection	Point of Interconnection (POI) Congestion	≤0.5%	0	0	0	0

4.5 The performance has improved in this quarter as compared to the previous quarter in respect of the following parameters :-

- a. BTSs and Node-B's Accumulated downtime (not available for service) (%age)
- b. Worst affected cells having more than 3% TCH drop (call drop) and Circuit Switched Voice Drop Rate:-CBBH

4.6 The performance has deteriorated in this quarter as compared to the previous quarter in respect of the following parameters:-

- a. Worst affected BTSs and Node-B's due to downtime (%age)
- b. Call Set Up Success Rate (within licensee's own network)
- c. SDCCH/Paging Channel and RRC Congestion (%age)
- d. TCH and Circuit Switched RAB Congestion (%age)

Table 4.4: Parameter wise Analysis of Non-compliance of QoS Benchmarks for 3G Wireless Service Providers

Parameter	Benchmark	Service Provider	Service Area	Performance
BTSs and Node-B's Accumulated downtime (not available for service) (%age) downtime (not available for service) (%age)	≤ 2%	Aircel	Bihar	2.19
			North East	6.37
		BSNL	Bihar	3.08
			Kolkata	2.93
Worst affected BTSs and Node-B's due to downtime (%age)	≤ 2%	Aircel	Assam	12.66
			Bihar	11.68
			Jammu & Kashmir	6.96
			North East	36.68
			West Bengal	2.87
		Airtel	Chennai	27.94
		BSNL	Andhra Pradesh	3.13
			Bihar	8.72
Kolkata	6.43			

Parameter	Benchmark	Service Provider	Service Area	Performance
Worst affected BTSs and Node-B's due to downtime (%age)	≤ 2%	BSNL	North East	8.33
			West Bengal	10.17
		Vodafone	Chennai	4.31
			UP-East	2.93
Call Set-up Success Rate (within licensee's own network)	≥ 95%	Aircel	Bihar	93.35
SDCCH/Paging Channel and RRC Congestion (%age)	≤ 1%	Aircel	Andhra Pradesh	1.14
		Tata	Maharashtra	1.26
		BSNL	North East	2.12
TCH and Circuit Switched RAB Congestion (%age)	≤ 2%	BSNL	Andhra Pradesh	2.43
			Kolkata	2.37
			North East	2.53
Call Drop and Circuit Switched Voice Drop Rate: (%age)	≤ 2%	Aircel	Jammu & Kashmir	2.36
		BSNL	North East	2.38
Worst affected cells having more than 3% TCH drop (call drop) and Circuit Switched Voice Drop Rate:-CBBH	≤ 3%	Aircel	Andhra Pradesh	4.71
			Assam	8.13
			Bihar	11.79
			Jammu & Kashmir	21.22
			Karnataka	4.02
			North East	14.67
			Orissa	8.13
			Punjab	6.14
			Tamil Nadu	5.46
			UP-East	6.17
		West Bengal	3.79	
		BSNL	Andhra Pradesh	3.57
			Bihar	6.07
			Kolkata	3.40
			West Bengal	7.27
		Tata	Gujarat	3.34
Maharashtra	3.56			
UP-West	3.14			

4.7 The details table on Service Area wise performance of QoS parameters for 3G Wireless Services is available at Annexure-4.2.

Section B: Quality of Service Performance of Wireline Service Providers

Table 4.5: QoS Summary - Wireline Service

S. No.	Parameters	Benchmark	No of license areas where operators not meeting the benchmarks			
			Q.E. September, 2015		Q.E. December, 2015	
			Out of 102 (in Nos.)	Out of 102 (in %)	Out of 103 (in Nos.)	Out of 103 (in %)
(i)	Fault incidences per 100 subs/month	≤ 7	3	3%	0	0%
(ii)	% Fault repaired by next working day for urban areas	$\geq 85\%$	3	3%	0	0%
	% Fault repaired within 5 days (for urban areas)	$\geq 100\%$	2	2%	2	2%
(iii)	% Fault repaired by next working day for rural and hilly areas	$\geq 75\%$	0	0%	0	0%
	% Fault repaired within 7 days (for rural and hilly areas)	$\geq 100\%$	0	0%	0	0%
(iv)	MTTR	$\leq 10\text{Hs}$	2	2%	0	0%
(v)	Point of Interconnection (POI) Congestion (No. of POIs not meeting benchmark)	$\leq 0.5\%$	0	0%	0	0%
(vi)	Metering and Billing credibility - post-paid	$\leq 0.1\%$	0	0%	0	0%
	Metering and Billing credibility - pre-paid	$\leq 0.1\%$	0	0%	0	0%
(vii)	Period of applying credit/waiver/adjustment to customer's	1 week of resolution of complaint	0	0%	0	0%
(viii)	Resolution of billing/charging/Credit & validity complaints	98% within 4 weeks	5	5%	2	2%
	Resolution of billing/charging/Credit & validity complaints	100% within 6 weeks	5	5%	2	2%
(ix)	Accessibility of call centre/customer care	$\geq 95\%$	0	0%	0	0%
	%age of calls answered by the operators (voice to voice) within 90 seconds	$\geq 95\%$	28	27%	18	17%
(x)	Termination / closure of service	100% within 7 days	2	2%	2	2%
(xi)	Time taken for refund of deposits after closures	100% within 60 days	0	0%	0	0%

NOTE: (i) Most of the SPs have not reported for the parameter “Metering and billing credibility - pre paid” because most of the service providers are not providing pre-paid service in Basic (Wire line) service.

(ii) It is noted that overall performance in respect of many of the parameters have improved compared with the performance of the previous quarter ending September, 2015.

4.8 The performance has improved in this quarter as compared to the previous quarter in respect of the following parameters:-

- a. Fault incidences per 100 subs/month
- b. % Fault repaired by next working day (for urban areas)
- c. MTTR
- d. Resolution of billing/charging /credit & validity complaints (98% within 4 weeks & 100% within 6 weeks)
- e. %age of calls answered by the operators (voice to voice) within 90 seconds.
- f. Termination / closure of service 100% within 7 days

Table 4.6: Parameter wise Analysis of Non-compliance of QoS Benchmarks for Wireline Service Providers

Parameter	Benchmark	Service Providers	Service Areas	Parameters not met
% Fault repaired within 5 days (for urban areas)	≥100%	MTNL	DEL	98.31%
			Mum	99.93%
Resolution of billing/charging/validity complaints	98% within 4 weeks	Tata	Guj	0%
			Mum	81%
Resolution of billing/charging/validity complaints	100% within 6 weeks	TATA	Guj	0%
			Mum	81%
Response time to the customer for assistance %age of calls answered by the operators (voice to voice) within 90 seconds	≥ 95%	Bharti Airtel Ltd	AP	64.24%
			KTK	68.90%
			KR	77.75%
			TN	48.73%
			DL	82.03%
			UPE	92.06%
			UPW	93.53%

Parameter	Benchmark	Service Providers	Service Areas	Parameters not met
Response time to the customer for assistance %age of calls answered by the operators (voice to voice) within 90 seconds	≥ 95%	Bharti Airtel Ltd	GJ	67.86%
			MP	84.43%
			MH	81.97%
			Mum	81.01%
		Tata	AP	93%
			DL	91%
			GJ	93%
			KTR	94%
			Mum	90%
			MH	90%
Termination / closure of service— %age requests for Termination / Closure of service complied within 7 days	100% within 7 days	MTNL	MUM	99.70%
		Tata	TN	99%

4.9 Detailed table containing QoS parameters for all the Wireline Service Providers is given in Annexure-4.3.

Section C : Quality of Service Performance of Broadband (wireline) Service

4.10 There are 117 Service Providers (SPs) providing broadband (wireline) service at the end of December, 2015. Out of these SPs, 36 Service Providers are having broadband subscriber base >10,000 and market share of these 36 SPs is 99.06% of total subscriber base. This report covers performance of top 35 broadband Service Providers vis-à-vis the QoS benchmarks prescribed by TRAI, for the QE December, 2015.

**Table 4.7 : Summary of Performance of Broadband Service Providers
against identified parameters**

S. No.	Parameter	Benchmark	No. of Licensees not meeting the Benchmarks			
			Q. E. September, 2015		Q. E. December, 2015	
			Out of 60 (No.)	Out of 60 (%)	Out of 59 (No.)	Out of 59 (%)
1	Service Provisioning	100% in =<15 working days				
1.2	%age of connections provided within 15 days of registration of demand	100%	4	6.67%	5	8.47%
2	Faults Repair					
2.2	% of faults repaired by next working day (>90%)	>90%	3	5.00%	3	5.08%
2.3	% of faults repaired within 3 working day	=>99%	4	6.67%	6	10.17%
3	Billing Performance					
3.3	%age of bills disputed	<2%	0	0.00%	0	0.00%
3.4	%age of billing complaints resolved within 4 weeks	100% within 4 weeks	2	3.33%	2	3.39%
3.5	%age of cases to whom refund of deposits is made within 60 days of closures	100% within 60 days	0	0.00%	0	0.00%
4	Response Time to the Customer for assistance					
4.2	%age of calls answered by operator (Voice to voice) within 60 sec	>60%	6	10.00%	2	3.39%

S. No.	Parameter	Benchmark	No. of Licensees not meeting the Benchmarks			
			Q. E. September, 2015		Q. E. December, 2015	
			Out of 60 (No.)	Out of 60 (%)	Out of 59 (No.)	Out of 59 (%)
4.3	%age of calls answered by operator (Voice to voice) within 90 sec	>80%	8	13.33%	8	13.56%
5	Bandwidth utilisation/ throughput					
5.2	No. of Intra network links having Bandwidth utilisation >90% during peak hours (TCBH)	0	0	0.00%	0	0.00%
5.4	No. of Upstream links for International connectivity having bandwidth utilisation >90% during peak hours (TCBH)	0	0	0.00%	1	1.69%
5.7	% International bandwidth utilization during peak hours (TCBH) (Enclose MRTG) <90%	<90%	0	0.00%	1	1.69%
5.8	Broadband Connection Speed available (download) from ISP node to user	>80%	0	0.00%	0	0.00%
6	Service availability /uptime (for all users) in %age					
6.3	Service availability /uptime (for all users) in %age	>98%	1	1.67%	0	0.00%
7	Packet loss (for wired broadband access) in %age					
		<1%	0	0.00%	0	0.00%
8	Network latency (for wired broadband access)					
8.1	User reference point at POP/ISP Gateway node to IGSP/NIXI	<120 ms	0	0.00%	0	0.00%
8.2	User reference point at ISP Gateway node to International nearest NAP port abroad (terrestrial)	<350 ms	0	0.00%	0	0.00%
8.3	User reference point at ISP Gateway node to International nearest NAP port abroad (satellite)	<800 ms	0	0.00%	0	0.00%

Note: M/s Hathway has informed that they had discontinued their service in Bhilai Location (MP Circle) under intimation to DoT. Further, M/s Hathway has commenced their services in Kolkata w.e.f. November, 2015.

Table 4.8: Parameter-wise Analysis of non-compliance of QoS benchmarks for Broadband Service Providers

Sl. No.	Parameters	Benchmark	Name of the Service Provider not meeting the Benchmark
1	Service Provisioning/ Activation Time	100% in =<15 working days	
1.2	%age of connections provided within 15 days of registration of demand	100%	MTNL - Delhi & Mumbai (99.93%), Atria Convergence - All India (97.98%), Hathway Cable - Maharashtra & Goa(97.50%), Nextra Teleservices - Delhi (98%), You Broadband - All India (99.40%)
2	Faults Repair/ Restoration Time		
2.2	% of faults repaired by next working day	>90%	MTNL - Delhi & Mumbai (87.31%), Atria Convergence - All India (83%) Tata Communications (TCL) - All India (83%)
2.3	% of faults repaired within 3 working day	=>99%	MTNL -Delhi & Mumbai (97.52%), Atria Convergence - All India (97%), Hathway Cable - Maharashtra & Goa(98.30%), Tata Communications - All India (91%), Tata (TTML) - Maharashtra & Goa (98.96%), Tata (TTSL) – All India (98.69%),
3	Billing Performance		
3.4	%age of billing complaints resolved within 4 weeks	100%	Tata (TTML) - Maharashtra & Goa (85.71%), Tata (TTSL) – All India (90.91%)
4	Response Time to the Customer for assistance		
4.2	%age of calls answered by operator (Voice to voice) within 60 sec	>60%	Bharti Airtel - Andhra Pradesh (56%), Tamilnadu (44%)
4.3	%age of calls answered by operator (Voice to voice) within 90 sec	>80%	Bharti Airtel - Andhra Pradesh (62%), Gujarat (72%), Karnataka (71%), Kerala (78%), Maharashtra (78%), Mumbai (78%), Tamilnadu (49%) Atria Convergence - All India (68%)
5	Bandwidth utilisation/ throughput		
5.4	No. of Upstream links for International connectivity having bandwidth utilisation >90% during peak hours (TCBH)	0	DEN Network - All India (2)
5.7	% International bandwidth utilization during peak hours (TCBH) (Enclose MRTG) <90%	<90%	DEN Network - All India (91.57%)

4.11 Detailed table containing QoS parameters for all the Broadband Service Providers is given in Annexure-4.4.

Chapter 5 :

Performance of Cable TV, DTH and Radio Broadcasting Services

Table 5.1: Key Parameters - Broadcasting & Cable Services

S.No	Parameter	QE Sep-15	QE Dec-15
1	Number of private satellite TV channels registered with Ministry of I&B	819	847
2	Maximum number of Pay TV Channels carried by certain cable operator in non-CAS areas	233	222
3	Maximum number of Free-to-Air (FTA) TV Channels carried by certain cable operator in non-CAS areas	197	207
4	Maximum number of Pay TV Channels carried by certain cable operator in DAS	-	214
5	Maximum number of Free-to-Air (FTA) TV Channels carried by certain cable operator in DAS	-	207
6	Private FM Radio stations in operation	243	243
7	Private DTH Operators	6	6
8	Maximum number of Pay TV Channels carried by DTH operators	-	203
9	Maximum number of Free-to-Air (FTA) TV Channels carried by DTH operators	-	230
10	Licensees of community radio stations	232	237
11	Operational community radio stations	187	190

Cable TV Sector

(i) Areas served by non-addressable systems

5.1 In areas served by non-addressable systems, the maximum number of TV channels (FTA+Pay+Local) carried in digital form, as reported by a cable operator (M/s Hathway Cable & Datacom Limited), amongst those who have reported, is 454. The maximum number of TV channels (FTA+Pay+Local) carried in analog form, as reported by a cable operator (M/s Ortel Communications Ltd), amongst those who have reported, is 100.

5.2 In these areas, the maximum number of Free-to-Air (FTA) channels carried, as reported by a cable operator (M/s Hathway Cable & Datacom Limited), amongst those who have reported, is 207. The maximum number of Pay channels carried, as reported by a cable operator (M/s Hathway Cable & Datacom Limited), amongst those who have reported, is 222. The maximum number of Local channels carried, as reported by a cable operator (M/s Hathway Cable & Datacom Limited), amongst those who have reported, is 25.

(ii) Areas served by digital addressable systems

5.3 In areas served by digital addressable system, the maximum number of TV channels (FTA+Pay+Local) carried, as reported by a Multi System Operator (M/s Hathway Cable & Datacom Pvt Ltd), amongst those who have reported, is 423. Further the minimum number of TV channels (FTA+Pay+Local) carried, as reported by a Multi System Operator (M/s Ortel Communications Ltd), amongst those who have reported, is 201.

5.4 In these areas, the maximum number of Free-to-Air (FTA) channels carried, as reported by a cable operator (M/s Hathway Cable & Datacom Pvt Limited), amongst those who have reported, is 207. The maximum number of Pay channels carried, as reported by a cable operator (M/s Indian Cable Net Company Limited – Kolkata Metropolitan Area), amongst those who have reported, is 214. The maximum number of Local channels carried, as reported by a cable operator (M/s Fastway Transmissions Pvt Limited), amongst those who have reported, is 79.

- 5.5 The digitization, with addressability of cable TV sector is in progress, in a phased manner. It is planned to be completed in four phases. The cut-off date for migration to “Digital Addressable Cable TV Systems” for the first phase, covering four metropolitan cities, was 31.10.2012 and for second phase, covering 38 cities having population more than 1 million, was 30.03.2013. The cut-off date for third phase was 30.09.2014 and for the fourth and final phase was 31.12.2014. However, the cut-off date for third phase & fourth phase was further extended up to 31.12.2015 & 31.12.2016 respectively.
- 5.4 As on 31.12.2015, there are a total of 372 Multi System Operators (MSOs), who have been granted **Provisional** Registration (for 10 years) by Ministry of I&B for providing Cable TV services through Digital Addressable Systems. A list of these MSOs along with their permitted area of operations, is available at Annexure-5.1. This is as per the information available on the website of MIB.

Satellite TV Channels

- 5.5 A total of 847 private satellite TV channels have been permitted by the Ministry of Information and Broadcasting (MIB) for uplinking only/ downlinking/uplinking as on 31.12.2015.
- 5.6 At the quarter ending December 2015, there are 262 pay channels as reported by broadcasters as compared to 254 pay channels for the previous quarter. During the quarter, thirteen new pay channels were reported, four channels were reported to be discontinued and one channel was converted from Pay to FTA. The details are as under :-

Reported as New Channels (Thirteen channels)	Reported to be Discontinued (Four channels)	Converted from Pay to FTA (One channel)
(1) Magicbricks Now	(1) Ten Golf	(1)Big Thrill
(2) Ten Golf HD	(2) HBO Defined HD	
(3) FX HD	(3) Disney Channel (Old Disney Channel)	
(4) Da Vinci Learning	(4) Disney XD (Old)	
(5) NICK HD+		
(6)Topper TV		
(7) MAX HD		
(8)ETV Cinema		
(9) ETV Life		
(10) ETV Plus		
(11) ETV Abhiruchi		
(12) Disney Channel (New Disney Channel)		
(13) Asianet HD		

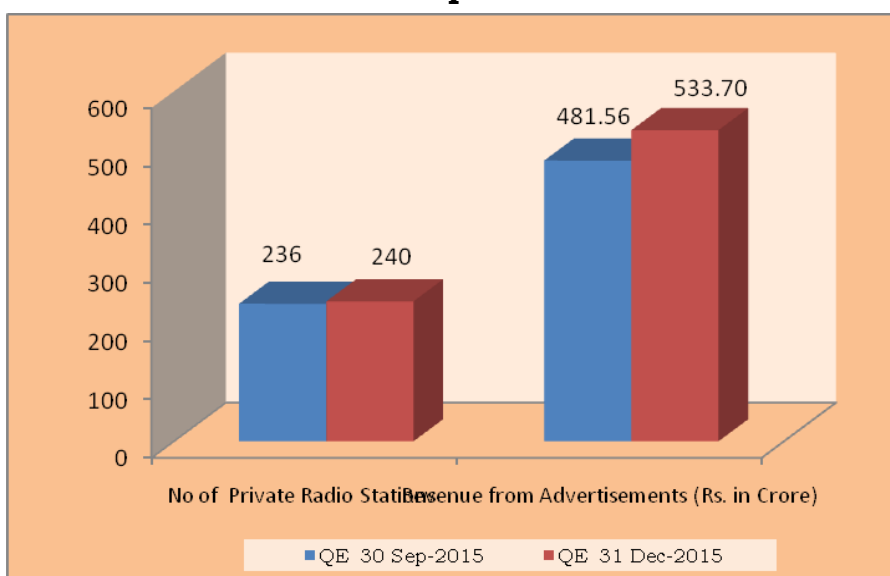
5.7 A list of 262 pay TV channels along with names of the respective broadcasters is placed at Annexure-5.2

FM Radio Services

5.8 Apart from the Radio Stations operated by All India Radio, Prasar Bharati – a public broadcaster, there are 243 operational private FM Radio stations as on 31st December, 2015. A list of 86 existing cities with operational FM Radio channels is placed at Annexure 5.3. This is as per the information available on the website of MIB.

5.9 The reported Advertisement Revenue during the quarter ending December, 2015 in respect of 240 private FM Radio stations was Rs.533.70 crores as against in respect of 236 private FM Radio stations was Rs 481.56 crores for the previous quarter. The figures are based on the details of Advertisement Revenue submitted by the FM Radio service providers to TRAI.

Chart 5.1 : Comparative position of Revenue from FM Radio Stations as reported to TRAI

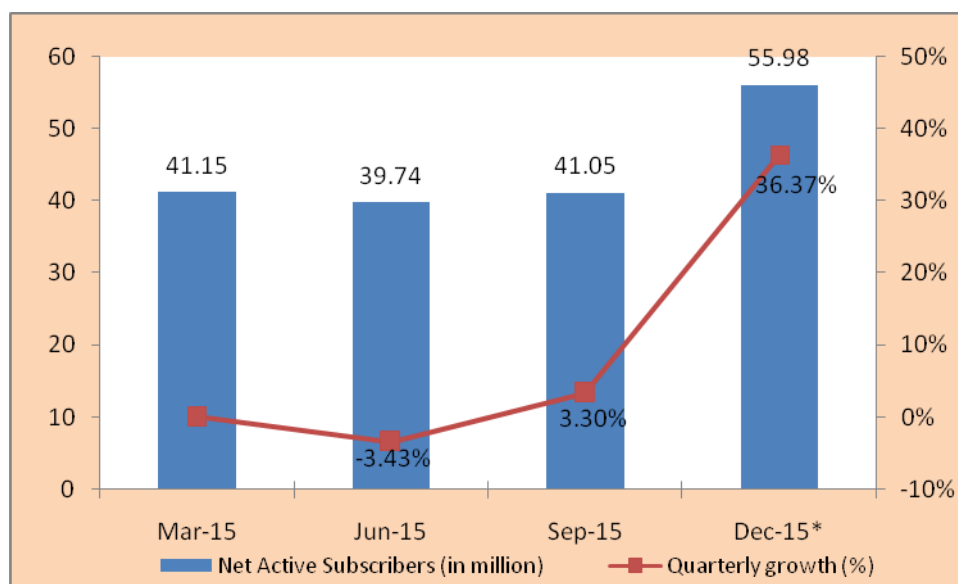


DTH Services

5.10 At present, apart from the free DTH service of Doordarshan, a public broadcaster, there are 6 private DTH Operators. All these private DTH Operators are offering pay DTH services. The list of pay DTH Operators is placed at Annexure 5.4.

5.11 As per the information submitted by the DTH operator through quarterly PMR for DTH services, total number of registered subscribers and active subscribers being served by these six private DTH operators, as reported to TRAI, are 84.80 million and 55.98, million respectively as on 31st December, 2015. The net active subscriber base includes number of temporarily suspended subscribers who have been inactive for not more than 120 days.

Chart 5.2 : Net Active DTH Subscriber Base and quarterly growth rate



* The net active subscriber base includes number of temporarily suspended subscribers who have been inactive for not more than **120** days.

5.12 In **DTH** sector, the maximum number of TV channels (PAY+FTA) carried, as reported by a DTH operator (M/s DISH TV Network Limited), amongst those who have reported, is **415**. Further, the minimum number of TV channels (PAY + FTA) carried, as reported by a DTH operator (M/s SUN Direct Network Limited), amongst those who have reported, is **225**.

In these areas, the maximum number of Free-to-Air (FTA) channels carried, as reported by a DTH operator (M/s DISH TV Network Limited), amongst those who have reported, is **203**. The maximum number of Pay channels carried, as reported by a DTH operator (M/s Tata Sky Limited), amongst those who have reported, is **230**. This is as per the information submitted by the DTH operator through quarterly PMR for DTH services.

Community Radio

5.13 As per data received from MIB, as on 31st December, 2015, out of the 237 community radio licenses issued so far, 190 stations are operational. The status of applications for community radio station licenses as obtained from Ministry of Information and Broadcasting up to the end of December, 2015 is as per Table 5.2.

Table 5.2 : Number of Applications received / Letters of Intent issued / Licenses Issued in respect of Community Radio Stations

	As on 31.12.2015
Total No. of Applications Received	1817
No of Letters of Intent (LOIs) issued	507*
No of Applications rejected	900
No of Licenses issued (GOPA signed)	237
No of stations operational	190

**Out of 507 LOIs, 91 LOIs have been cancelled.*

Source: Ministry of Information & Broadcasting (MIB)

Teleport Service

5.11 As per information available on the website of MIB, there are a total of 90 permitted Teleports. The status of permitted Teleports is placed at Annexure-5.5.

Annexures

Annexure 1.1: Licensed Cellular (GSM & CDMA) Service Providers

Sl. No	Service Provider	Area for which licensed with No.	UASL/UL(AS)	CMTS
1	Bharti	All India (22)	All India except NE	North East
2	Aircel Group	All India (23)	All India except Chennai & TN	Chennai & Tamil Nadu
3	Reliance Communications Ltd	All India (except Assam & NE) (20)	All	
4	Reliance Telecom Ltd	Kolkata, MP, WB, HP, Bihar, OR, Assam & NE (8)	All	
5	Vodafone	All India (23)	All	
6	Tata Teleservices	All India except Assam, NE & J&K (19)	All	
7	IDEA	All India (22)	Mumbai, TN incl. Chennai, Kol, WB, Bihar, OR, Assam, NE, Punjab, KTK & J&K	Delhi, MH, Guj, AP, MP, Kerala, HP, Haryana, UP-W, UP-E, Rajasthan
8	Shyam Telelink	Delhi, Kol, Guj, KTK, TN incl. Chennai, Kerala, UP-W, Raj, WB (9)	All	
9	BSNL	All India (except Delhi & Mumbai) 20		All
10	MTNL	Delhi, Mumbai (2)		All
11	Telewings Communication Pvt Ltd	MH, Guj, AP, UP-W, UP-E, Bihar (6)	All	
12	Videocon Telecommunications Ltd.	Guj, Har, UP-W, UP-E, MP, Bihar (6)	All	
13	Reliance Jio Infocomm Ltd	All India (22)	All	
14	Quadrant	Punjab (1)	Punjab	

Source: DoT and Service providers

Annexure 1.2: Wireless Subscriber Base

Service Area	Vodafone (GSM)		Bharti (GSM)		Idea (GSM)		Aircel/Dishnet (GSM)		Reliance (GSM)		Reliance (CDMA)	
	Sep-15	Dec-15	Sep-15	Dec-15	Sep-15	Dec-15	Sep-15	Dec-15	Sep-15	Dec-15	Sep-15	Dec-15
Andhra Pradesh	6,954,949	7,162,882	22,651,765	23,227,059	14,728,161	15,298,893	2,773,130	2,814,331	3,564,606	3,632,123	1,838,415	1,811,716
Assam	3,271,682	3,448,664	5,439,363	5,683,518	950,180	1,063,049	4,676,910	4,853,001	2,422,860	1,361,181		
Bihar	9,021,101	9,295,680	26,255,322	26,927,312	10,082,178	10,859,315	6,767,721	6,854,934	6,956,546	2,589,532	2,319,816	2,370,183
Delhi	9,804,376	10,049,752	11,166,973	11,222,985	6,166,777	6,211,520	5,892,684	6,104,002	5,304,524	5,422,773	3,011,610	3,053,784
Gujarat	18,737,025	19,219,078	7,926,320	8,272,527	11,603,066	11,990,608	17,063	17,063	3,651,563	4,115,866	1,210,027	1,092,810
Haryana	5,209,388	5,356,970	2,679,612	2,856,230	4,613,658	4,589,375	3,092	3,092	1,624,806	1,640,990	391,614	394,203
Himachal Pradesh	671,176	694,948	2,714,387	2,722,881	773,320	783,552	1,038,137	1,058,139	1,472,664	1,576,757	174,000	176,349
Jammu & Kashmir	1,212,542	1,048,029	3,362,957	3,348,374	584,390	602,415	2,543,768	2,539,460	831,599	849,787	21	44
Karnataka	7,457,888	7,680,807	20,459,003	20,840,739	8,695,446	8,620,705	2,904,715	3,031,064	4,035,988	4,405,061	1,305,737	1,317,163
Kerala	7,428,749	7,481,599	4,132,605	4,267,406	10,151,901	10,264,554	130,162	206,848	1,213,581	1,305,124	843,448	837,105
Madhya Pradesh	6,546,071	6,692,882	11,925,729	12,111,570	20,069,566	20,568,936	20,694	20,694	10,270,751	10,400,467	2,133,536	2,228,611
Maharashtra	17,873,359	18,058,780	12,202,849	12,687,714	22,519,345	23,036,628	2,354,961	2,487,523	3,247,821	3,625,847	1,731,547	1,740,151
Mumbai	8,591,838	8,612,645	5,308,280	5,564,834	4,160,799	4,254,544	2,777,718	2,839,599	3,300,290	3,697,075	2,076,763	1,949,100
North East	1,412,149	1,487,135	3,562,787	3,818,049	469,012	485,744	2,969,360	3,090,064	833,546	326,467		
Orissa	3,613,188	3,879,819	9,295,656	9,703,785	1,403,371	1,607,740	4,376,787	4,445,162	4,153,216	1,490,790	309,082	293,488
Punjab	4,969,547	5,082,701	7,754,008	7,936,063	6,349,379	6,357,576	1,014,605	1,038,960	1,976,338	1,403,158	232,087	190,316
Rajasthan	11,342,176	11,707,557	18,109,749	18,897,726	7,462,231	7,752,344	6,311,196	6,461,780	5,327,785	5,849,444	1,064,124	1,015,620
Tamil Nadu (incl. Chennai)	14,913,898	15,235,488	16,336,128	16,829,940	5,681,943	5,934,165	21,155,024	21,315,077	4,387,200	4,766,932	1,803,679	1,803,655
UP(E)	17,587,856	18,254,718	19,099,910	19,988,762	10,000,445	10,377,719	6,690,894	6,689,790	6,024,626	6,410,249	2,401,930	2,414,613
UP(W)	10,795,004	11,193,594	7,534,309	7,966,851	13,376,829	13,873,955	472,183	569,880	4,087,890	4,479,724	1,182,704	1,198,327
Kolkata	5,065,506	5,262,820	4,264,007	4,452,322	1,964,934	2,123,788	3,956,840	4,042,132	3,094,704	3,442,689	1,008,685	1,010,902
West Bengal	15,690,568	16,693,537	13,030,163	13,962,757	4,757,709	5,255,483	5,148,139	5,149,654	6,716,772	2,384,056	847,302	816,199
Total	188,170,036	193,600,085	235,211,882	243,289,404	166,564,640	171,912,608	83,995,783	85,632,249	84,499,676	75,176,092	25,886,127	25,714,339

Annexure 1.2 (contd.)

Service Area	Tata (GSM)		Tata (CDMA)		BSNL (GSM)		BSNL (CDMA)		MTNL (GSM)		MTNL (CDMA)	
	Sep-15	Dec-15	Sep-15	Dec-15	Sep-15	Dec-15	Sep-15	Dec-15	Sep-15	Dec-15	Sep-15	Dec-15
Andhra Pradesh	4,468,976	4,259,621	951,789	930,779	9,499,832	9,538,253	35,140	28,364				
Assam					1,181,303	1,216,010	66,880	66,145				
Bihar	1,352,294	1,282,975	526,325	467,486	2,584,880	2,662,009	143,058	143,447				
Delhi			2,654,290	2,510,720					2,322,215	2,316,792	22,980	22,977
Gujarat	2,415,329	2,446,541	333,557	337,210	3,140,018	3,292,725	59,175	54,529				
Haryana	2,272,695	2,314,747	427,533	404,294	2,916,109	3,029,933	8,990	6,453				
Himachal Pradesh	40,594	37,808	42,429	40,997	1,446,514	1,524,774	18,159	17,033				
Jammu & Kashmir					1,206,705	1,226,547	25,929	26,273				
Karnataka	6,714,893	6,812,820	427,305	390,106	6,803,616	7,031,865	71,620	64,459				
Kerala	1,444,364	1,416,971	145,422	119,277	6,832,757	7,086,801	145,001	130,033				
Madhya Pradesh	4,273,800	4,291,091	424,808	415,350	3,670,841	3,943,000	106,130	93,568				
Maharashtra	4,217,206	4,344,006	2,173,503	1,997,526	5,067,483	5,367,905	73,486	66,840				
Mumbai	2,343,408	2,289,098	1,057,284	1,072,467					1,189,590	1,210,760	64,033	63,910
North East					1,256,755	1,299,354	159,511	161,512				
Orissa	2,133,404	2,124,406	159,331	133,190	3,628,270	3,837,071	41,934	40,324				
Punjab	2,053,837	2,094,542	538,794	530,611	3,220,056	3,337,315	22,980	21,924				
Rajasthan	562,933	555,537	1,010,265	1,028,464	3,342,595	3,504,482	83,946	72,832				
Tamil Nadu (incl. Chennai)	5,317,119	4,987,388	239,133	211,429	8,640,190	8,671,072	53,311	50,188				
UP(E)	3,868,408	3,726,651	433,518	428,883	7,830,941	8,268,228	26,397	24,440				
UP(W)	3,059,180	2,994,179	521,237	470,718	3,611,598	3,864,746	62,957	59,880				
Kolkata	2,496,503	2,430,525	358,410	339,776	744,458	755,664	16,090	8,793				
West Bengal	502,707	439,560	60,173	50,107	1,782,275	1,843,012	70,012	69,837				
Total	49,537,650	48,848,466	12,485,106	11,879,390	78,407,196	81,300,766	1,290,706	1,206,874	3,511,805	3,527,552	87,013	86,887

Annexure 1.2 (contd.)

Service Area	Sistema (CDMA)		Quadrant (GSM)		Quadrant (CDMA)		Telenor (GSM)		Videocon (GSM)		Total		Net Additions
	Sep-15	Dec-15	Sep-15	Dec-15	Sep-15	Dec-15	Sep-15	Dec-15	Sep-15	Dec-15	Sep-15	Dec-15	
Andhra Pradesh							5,796,706	5,882,383			73,263,469	74,586,404	1,322,935
Assam											18,009,178	17,691,568	(317,610)
Bihar							7,568,660	8,281,332	24,132	21,352	73,602,033	71,755,557	(1,846,476)
Delhi	998,046	953,352									47,344,475	47,868,657	524,182
Gujarat	217,126	212,206					7,082,298	8,130,404	2,438,014	1,299,648	58,830,581	60,481,215	1,650,634
Haryana									2,089,984	2,168,579	22,237,481	22,764,866	527,385
Himachal Pradesh											8,391,380	8,633,238	241,858
Jammu & Kashmir											9,767,911	9,640,929	(126,982)
Karnataka	1,352,544	1,256,837									60,228,755	61,451,626	1,222,871
Kerala	389,847	366,013									32,857,837	33,481,731	623,894
Madhya Pradesh									3,294,857	3,430,269	62,736,783	64,196,438	1,459,655
Maharashtra							7,727,851	7,933,145			79,189,411	81,346,065	2,156,654
Mumbai											30,870,003	31,554,032	684,029
North East											10,663,120	10,668,325	5,205
Orissa											29,114,239	27,555,775	(1,558,464)
Punjab			2,963,246	3,043,757	3,312	3,343					31,098,189	31,040,266	(57,923)
Rajasthan	2,195,342	2,172,906									56,812,342	59,018,692	2,206,350
Tamil Nadu (incl. Chennai)	809,074	773,356									79,336,699	80,578,690	1,241,991
UP(E)							11,322,378	12,017,737	23,806	15,417	85,311,109	88,617,207	3,306,098
UP(W)	175,549	159,495					8,286,834	8,457,395	29,967	22,913	53,196,241	55,311,657	2,115,416
Kolkata	591,583	562,909									23,561,720	24,432,320	870,600
West Bengal	1,631,105	1,549,740									50,236,925	48,213,942	(2,022,983)
Total	8,360,216	8,006,814	2,963,246	3,043,757	3,312	3,343	47,784,727	50,702,396	7,900,760	6,958,178	996,659,881	1,010,889,200	14,229,319

Annexure 1.3: Wireline Subscriber Base

Sl. No	Service Area	Bharti		Reliance		Quadrant		Sistema		Tata		MTNL		BSNL		Vodafone		Total		Net Additions
		Sep-15	Dec-15	Sep-15	Dec-15	Sep-15	Dec-15	Sep-15	Dec-15	Sep-15	Dec-15	Sep-15	Dec-15	Sep-15	Dec-15	Sep-15	Dec-15	Sep-15	Dec-15	
1	Andhra Pradesh	134,392	142,278	75,949	75,943	-	-	-	-	163,048	164,031	-	-	1,442,984	1,375,839	9,330	9,450	1,825,703	1,767,541	-58,162
2	Assam					-	-	-	-			-	-	161,296	161,219	1,530	1,710	162,826	162,929	103
3	Bihar			6,352	6,778	-	-	-	-	13,206	13,156	-	-	328,111	315,300	1,050	1,020	348,719	336,254	-12,465
4	Delhi	1,208,435	1,212,538	175,538	174,883	-	-	-	-	135,700	133,904	1,612,687	1,613,063			21,960	22,140	3,154,320	3,156,528	2,208
5	Gujarat	66,292	68,759	79,322	75,050	-	-	-	-	86,666	86,623	-	-	1,239,920	1,196,386	2,910	3,180	1,475,110	1,429,998	-45,112
6	Haryana	17,879	18,917	4,594	4,427	-	-	-	-	38,667	38,654	-	-	321,807	312,553	60	30	383,007	374,581	-8,426
7	Himachal Pradesh			4,454	4,343	-	-	-	-	2,798	2,733	-	-	175,191	169,765	90	90	182,533	176,931	-5,602
8	Jammu & Kashmir					-	-	-	-			-	-	133,680	131,649			133,680	131,649	-2,031
9	Karnataka	575,106	592,441	137,361	144,139	-	-	-	-	199,281	200,816	-	-	1,364,697	1,325,557	8,370	9,120	2,284,815	2,272,073	-12,742
10	Kerala	53,616	55,695	34,045	34,053	-	-	-	-	17,400	17,409	-	-	2,390,043	2,302,820	930	1,020	2,496,034	2,410,997	-85,037
11	Madhya Pradesh	243,183	252,550	21,767	20,459	-	-	-	-	21,163	20,784	-	-	772,643	749,297	300	390	1,059,056	1,043,480	-15,576
12	Maharashtra	71,891	73,542	82,117	82,154	-	-	-	-	282,552	280,412	-	-	1,609,562	1,553,843	10,770	10,860	2,056,892	2,000,811	-56,081
13	Mumbai	343,759	348,195	242,610	247,905	-	-	-	-	533,752	528,854	1,917,185	1,904,731			16,530	17,130	3,053,836	3,046,815	-7,021
14	North East					-	-	-	-			-	-	127,333	125,580	150	150	127,483	125,730	-1,753
15	Orissa			3,261	3,290	-	-	-	-	8,110	8,170	-	-	305,515	296,128	840	960	317,726	308,548	-9,178
16	Punjab	97,285	103,046	20,741	21,077	232,920	249,964	-	-	17,247	16,883	-	-	711,848	683,984	630	750	1,080,671	1,075,704	-4,967
17	Rajasthan	43,193	45,248	22,123	20,843	-	-	59,167	57,932	10,334	10,888	-	-	661,165	651,453	1,950	1,860	797,932	788,224	-9,708
18	Tamil Nadu (incl. Chennai)	476,293	487,532	134,356	134,365	-	-	-	-	99,912	102,329	-	-	2,008,385	1,938,374	7,740	7,980	2,726,686	2,670,580	-56,106
19	U.P.(E)	58,185	59,845	37,177	35,585	-	-	-	-	15,190	15,225	-	-	387,285	389,410	1,110	1,170	498,947	501,235	2,288
20	U.P.(W)	20,480	21,028	6,342	7,227	-	-	-	-	10,105	10,000	-	-	407,279	395,975	450	450	444,656	434,680	-9,976
21	Kolkata	113,456	115,848	73,246	70,121	-	-	-	-	49,968	48,692	-	-	706,070	678,306	3,840	3,990	946,580	916,957	-29,623
22	West Bengal			1,839	1,902	-	-	-	-	3,984	3,801	-	-	390,776	380,507	30	30	396,629	386,240	-10,389
	Total	3,523,445	3,597,462	1,163,194	1,164,544	232,920	249,964	59,167	57,932	1,709,083	1,703,364	3,529,872	3,517,794	15,645,590	15,133,945	90,570	93,480	25,953,841	25,518,485	-435,356

Annexure 1.4: Service Area and Operator wise details of PCOs

S.No	Name of the Circle/ Service Area	Service Provider	Number of PCOs as on 30.09.2015	Number of PCOs as on 31.12.2015	Net PCO increase/ decrease as on 31.12.2015	Percentage Growth/ Decline as on 31.12.2015
1	Andhra Pradesh (excluding Telegana)	BSNL	41204	34420	-6784	-16.46%
		Bharti	207	201	-6	-2.90%
		TTL	4141	8286	4145	100.10%
		RCL	11573	10521	-1052	-9.09%
		Vodafone	0	0	0	-
	Telangana	BSNL	0	0	0	-
		Bharti	0	0	0	-
		TTL	0	0	0	-
		RCL	0	0	0	-
	Andhra Pradesh (including Telangana)	BSNL	41204	34420	-6784	-16.46%
		Bharti	207	201	-6	-2.90%
		TTL	4141	8286	4145	100.10%
		RCL	11573	10521	-1052	-9.09%
		Vodafone	0	0	0	-
	2	Assam	BSNL	9470	9175	-295
Bharti			0	0	0	-
TTL			0	0	0	-
RCL			0	0	0	-
Vodafone			0	0	0	-
3	Bihar (excluding Jharkhand)	BSNL	1660	1648	-12	-0.72%
		Bharti	0	0	0	-
		TTL	88	13	-75	-85.23%
		RCL	291	235	-56	-19.24%
		Vodafone	0	0	0	-
	Jharkhand	BSNL	4920	4749	-171	-3.48%
		Bharti	0	0	0	-
		TTL	0	0	0	-
		RCL	0	0	0	-
		Vodafone	0	0	0	-
	Bihar (including Jharkhand)	BSNL	6580	6397	-183	-2.78%
		Bharti	0	0	0	-
		TTL	88	13	-75	-85.23%
		RCL	291	235	-56	-19.24%
		Vodafone	0	0	0	-
4	Delhi	BSNL	0	0	0	-
		Bharti	875	757	-118	-13.49%
		TTL	3273	2992	-281	-8.59%
		RCL	365	337	-28	-7.67%
		Vodafone	0	0	0	-
		MTNL	56184	55450	-734	-1.31%

S.No	Name of the Circle/ Service Area	Service Provider	Number of PCOs as on 30.09.2015	Number of PCOs as on 31.12.2015	Net PCO increase/ decrease as on 31.12.2015	Percentage Growth/ Decline as on 31.12.2015
5	Gujarat	BSNL	25493	25246	-247	-0.97%
		Bharti	16	16	0	0.00%
		TTL	1656	2519	863	52.11%
		RCL	1564	1439	-125	-7.99%
6	Haryana	BSNL	3257	2671	-586	-17.99%
		Bharti	196	190	-6	-3.06%
		TTL	103	100	-3	-2.91%
		RCL	48	40	-8	-16.67%
7	Himachal Pradesh	BSNL	2780	2648	-132	-4.75%
		Bharti	0	0	0	-
		TTL	33	28	-5	-15.15%
		RCL	27	21	-6	-22.22%
8	Jammu & Kashmir	BSNL	3678	3461	-217	-5.90%
		Bharti	0	0	0	-
		TTL	0	0	0	-
9	Karnataka	BSNL	39549	37620	-1929	-4.88%
		Bharti	5115	4901	-214	-4.18%
		TTL	2301	1931	-370	-16.08%
		RCL	4106	3669	-437	-10.64%
10	Kerala	BSNL	26851	25382	-1469	-5.47%
		Bharti	573	559	-14	-2.44%
		TTL	104	81	-23	-22.12%
		RCL	717	638	-79	-11.02%
		Vodafone	0	0	0	-
11	Kolkata	BSNL	6421	6123	-298	-4.64%
		Bharti	37	37	0	0.00%
		TTL	769	652	-117	-15.21%
		RCL	448	397	-51	-11.38%
12	Madhya Pradesh (excluding Chhattisgarh)	BSNL	25809	24381	-1428	-5.53%
		Bharti	3123	2937	-186	-5.96%
		TTL	1199	1069	-130	-10.84%
		RCL	1311	1145	-166	-12.66%
		Vodafone	0	0	0	-
	Chhattisgarh	BSNL	2405	2058	-347	-14.43%
		Bharti	0	0	0	-
		TTL	0	0	0	-
		RCL	0	0	0	-
		Vodafone	0	0	0	-
	Madhya Pradesh (including Chhattisgarh)	BSNL	28214	26439	-1775	-6.29%
Bharti		3123	2937	-186	-5.96%	
TTL		1199	1069	-130	-10.84%	

Annexure 1.4 (Contd.)

S.No	Name of the Circle/ Service Area	Service Provider	Number of PCOs as on 30.09.2015	Number of PCOs as on 31.12.2015	Net PCO increase/ decrease as on 31.12.2015	Percentage Growth/ Decline as on 31.12.2015
		RCL	1311	1145	-166	-12.66%
		Vodafone	0	0	0	-
13	Maharashtra & Goa	BSNL	71213	68491	-2722	-3.82%
		Bharti	0	0	0	-
		TTL	15023	12264	-2759	-18.37%
		RCL	3941	3542	-399	-10.12%
		Vodafone	0	0	0	-
		BSNL	0	0	0	-
	Mumbai	Bharti	41	41	0	0.00%
		TTL	5835	5464	-371	-6.36%
		RCL	6997	6651	-346	-4.94%
		Vodafone	0	0	0	-
		MTNL	80603	79697	-906	-1.12%
		BSNL	71213	68491	-2722	-3.82%
	Maharashtra (including Mumbai & Goa)	Bharti	41	41	0	0.00%
		TTL	20858	17728	-3130	-15.01%
RCL		10938	10193	-745	-6.81%	
Vodafone		0	0	0	-	
BSNL		4945	4768	-177	-3.58%	
14	North East	Bharti	0	0	0	-
		TTL	0	0	0	-
		RCL	0	0	0	-
		Vodafone	0	0	0	-
		BSNL	3089	2569	-520	-16.83%
15	Orissa	Bharti	0	0	0	-
		TTL	195	167	-28	-14.36%
		RCL	49	40	-9	-18.37%
		Vodafone	0	0	0	-
		BSNL	7760	7255	-505	-6.51%
16	Punjab	Bharti	110	101	-9	-8.18%
		QTL	2352	2237	-115	-4.89%
		TTL	702	559	-143	-20.37%
		RCL	121	97	-24	-19.83%
		Vodafone	0	0	0	-
		BSNL	10630	10258	-372	-3.50%
17	Rajasthan	Bharti	217	216	-1	-0.46%
		S.Shyam	9887	10065	178	1.80%
		TTL	334	384	50	14.97%
		RCL	641	554	-87	-13.57%
		Vodafone	0	0	0	-

Annexure 1.4 (Contd.)

S.No	Name of the Circle/ Service Area	Service Provider	Number of PCOs as on 30.09.2015	Number of PCOs as on 31.12.2015	Net PCO increase/ decrease as on 31.12.2015	Percentage Growth/ Decline as on 31.12.2015
18	Tamilnadu (excluding chennai)	BSNL	69297	63532	-5765	-8.32%
		Bharti	8400	8057	-343	-4.08%
		TTL	926	660	-266	-28.73%
		RCL	4007	3443	-564	-14.08%
	Chennai	BSNL	13559	12787	-772	-5.69%
		Bharti	0	0	0	-
		TTL	0	0	0	-
		RCL	1771	1576	-195	-11.01%
	Tamil Nadu (including Chennai)	BSNL	82856	76319	-6537	-7.89%
		Bharti	8400	8057	-343	-4.08%
		TTL	926	660	-266	-28.73%
		RCL	5778	5019	-759	-13.14%
19	Uttar Pradesh-East	BSNL	17009	16657	-352	-2.07%
		Bharti	154	137	-17	-11.04%
		TTL	116	110	-6	-5.17%
		RCL	221	64	-157	-71.04%
20	Uttarakhand	BSNL	2273	2145	-128	-5.63%
		Bharti	0	0	0	-
		TTL	0	0	0	-
	Uttar Pradesh - West (excluding Uttarakhand)	BSNL	5332	4565	-767	-14.38%
		Bharti	126	111	-15	-11.90%
		TTL	439	406	-33	-7.52%
		RCL	190	145	-45	-23.68%
	Uttar Pradesh - West (including Uttarakhand)	BSNL	7605	6710	-895	-11.77%
		Bharti	126	111	-15	-11.90%
		TTL	439	406	-33	-7.52%
		RCL	190	145	-45	-23.68%
	21	West Bengal (excluding Andaman & Nicobar)	BSNL	14955	6935	-8020
Bharti			0	0	0	-
TTL			164	137	-27	-16.46%
RCL			396	302	-94	-23.74%
Andaman and Nicobar		BSNL	155	152	-3	-1.94%
		Bharti	0	0	0	-
		TTL	0	0	0	-
West Bengal (including Andaman & Nicobar)		BSNL	15110	7087	-8023	-53.10%
		Bharti	0	0	0	-
		TTL	164	137	-27	-16.46%
		RCL	396	302	-94	-23.74%
Total			658115	618084	-40031	-6.08%

Annexure 1.5: Service Area & Operator wise details of Village Public Telephones

S. No.	Name of the Circle/ Service Area	Service Provider	Number of VPTs as on 30.09.2015	Number of VPTs as on 31.12.2015	Net VPTs increase/ decrease as on 31.12.2015	Percentage Growth/ Decline as on 31.12.2015
1	Andhra Pradesh	BSNL	25107	25107	0	0%
	Telangana	BSNL	0	0	0	0%
	Andhra Pradesh (incl. Telangana)	BSNL	25107	25107	0	0%
2	Assam	BSNL	24692	24692	0	0%
3	Bihar	BSNL	38941	38941	0	0%
	Jharkhand	BSNL	28821	28821	0	0%
	Bihar (including Jharkhand)	BSNL	67762	67762	0	0%
4	Delhi	BSNL	0	0	0	0%
		Bharti	0	0	0	0%
		TTL	0	0	0	0%
		RCL	0	0	0	0%
		MTNL	0	0	0	0%
5	Gujarat	BSNL	18054	18054	0	0%
6	Haryana	BSNL	6678	6678	0	0%
7	Himachal Pradesh	BSNL	17408	17408	0	0%
8	Jammu & Kashmir	BSNL	6385	6385	0	0%
9	Karnataka	BSNL	27451	27451	0	0%
10	Kerala	BSNL	1372	1372	0	0%
11	Kolkata	BSNL	613	613	0	0%
12	Madhya Pradesh	BSNL	51986	51986	0	0%
	Chhattisgarh	BSNL	18328	18328	0	0%
	Madhya Pradesh (incl. Chhattisgarh)	BSNL	70314	70314	0	0%
13	Maharashtra	BSNL	40654	40654	0	0%
		TTL	1786	1786	0	0%
	Goa	BSNL	0	0	0	0%
		Bharti	0	0	0	0%
	Mumbai	BSNL	0	0	0	0%
	Maharashtra (incl. Mumbai & Goa)	BSNL	40654	40654	0	0%
TTL		1786	1786	0	0%	

Annexure 1.5 (contd.)

S. No.	Name of the Circle/ Service Area	Service Provider	Number of VPTs as on 30.09.2015	Number of VPTs as on 31.12.2015	Net VPTs increase/ decrease as on 31.12.2015	Percentage Growth/ Decline as on 31.12.2015
14	North East	BSNL	13109	13109	0	0%
15	Orissa	BSNL	45215	45215	0	0%
16	Punjab	BSNL	12065	12065	0	0%
		QTL	2	2	0	0%
17	Rajasthan	BSNL	39568	39568	0	0%
		S.Shyam	3010	3010	0	0%
18	Tamilnadu	BSNL	13837	13837	0	0%
	Chennai	BSNL	1655	1655	0	0%
	Tamil Nadu (including Chennai)	BSNL	89637	89637	0	0%
19	Uttar Pradesh- East	BSNL	74145	74145	0	0%
20	Uttarakhand	BSNL	15381	15381	0	0%
	Uttar Pradesh - West	BSNL	23707	23707	0	0%
	Uttar Pradesh - West (including Uttarakhand)	BSNL	39088	39088	0	0%
21	West Bengal	BSNL	36958	36958	0	0%
	Andaman and Nicobar	BSNL	352	352	0	0%
	West Bengal (including Andaman & Nicobar)	BSNL	37310	37310	0	0%
Total			587280	587280	0	0

Annexure 1.6 : Internet Service Provider(ISP) wise Internet Subscriber base

S. No.	Name of the Service Provider	Narrowband	Broadband	Total
1	Bharti Airtel Ltd.	52,573,197	31,492,371	84,065,568
2	Vodafone	41,533,164	25,912,412	67,445,576
3	Idea Cellular Limited	20,152,647	21,213,706	41,366,353
4	Reliance Communications	23,517,993	15,413,127	38,931,120
5	Bharat Sanchar Nigam Ltd.	13,523,465	19,846,918	33,370,383
6	Aircel	15,130,761	6,439,463	21,570,224
7	Tata	12,170,656	8,730,740	20,901,396
8	Telenor	13,884,445	0	13,884,445
9	Mahanagar Telephone Nigam Ltd.	503,751	1,553,630	2,057,381
10	Sistema Shyam	17,937	1,930,645	1,948,582
11	Videocon	1,407,657	0	1,407,657
12	Atria Convergence Technologies Pvt. Ltd.	0	863,725	863,725
13	Quadrant Televentures Ltd.	560,793	215,160	775,953
14	You Broadband India Pvt. Ltd.	16,421	510,483	526,904
15	Hathway Cable & Datacom Pvt. Ltd.	13,292	391,579	404,871
16	Tikona Digital Networks Pvt Ltd	8,850	303,988	312,838
17	Syscon Infoway Pvt Ltd	40,431	126,436	166,867
18	Asianet Satellite Communications Ltd.	0	163,092	163,092
19	D-Vois Broadband Private Limited	0	153,620	153,620
20	GTPL Hathway Private Limited	1,057	138,650	139,707
21	Alliance Broadband Services Pvt. Ltd.	2,679	106,894	109,573
22	SITI Broadband Services Pvt. Ltd.	0	97,430	97,430
23	Five Network Solution (India) Ltd.	0	85,177	85,177
24	Ortel Communication Ltd.	7,773	58,841	66,614
25	DEN Networks Ltd	95	63,900	63,995
26	Honesty Net Solutions (I) Pvt Ltd	2,651	53,302	55,953
27	RailTel Corporation of India Ltd.	0	49,763	49,763
28	Broadband Pacenet (I) Pvt. Ltd.	24	45,288	45,312
29	Citycom Networks Pvt. Ltd.	92	44,174	44,266
30	Meghbela Cable & Broadband Servies (P) Ltd	0	43,990	43,990
31	Indusind Media & Communications Limited	3,008	35,939	38,947
32	Nextra Teleservices Pvt. Ltd.	0	32,422	32,422
33	Home Systems Pvt. Ltd.	0	31,032	31,032
34	Digital Network associates Pvt. Ltd	1,316	27,769	29,085
35	Chandra Net Pvt. Limited	359	25,163	25,522

Annexure 1.6 (contd.)

S. No.	Name of the Service Provider	Narrowband	Broadband	Total
36	R.K. Infratel Limited	81	24,577	24,658
37	Wish Net Pvt. Ltd.	0	24,298	24,298
38	Limras Eronet Broadband Service Pvt Ltd	10,846	10,236	21,082
39	Rajesh Multi Channel Pvt. Ltd.	773	20,263	21,036
40	Vasai Cable Pvt. Ltd.	0	20,987	20,987
41	City Online Services Ltd	10,063	9,500	19,563
42	Southern Online Bio Technologies Ltd.	5,119	12,876	17,995
43	World Phone Internet Services Pvt Ltd	1,172	12,635	13,807
44	Apna Telelink Ltd.	0	13,538	13,538
45	North East Dataa Network Pvt Ltd.	0	12,086	12,086
46	Pioneerelabs	346	10,113	10,459
47	Quest Consultancy Pvt. Ltd.	0	10,407	10,407
48	Yashash Cable Network Pvt Ltd	0	8,700	8,700
49	Noida Software Technology Park Ltd.	0	8,665	8,665
50	SmartLink Broadband Services	0	8,598	8,598
51	Ishan Netsol Pvt Ltd	7,914	601	8,515
52	Geocity Network Solutions Pvt. Ltd.	983	7,438	8,421
53	IKF Technologies Ltd	2,719	4,907	7,626
54	Wan and Lan Internet Pvt. Ltd.	652	6,850	7,502
55	Blazenet Ltd.	4,069	3,353	7,422
56	Excitel Broadband Private Limited	0	6,810	6,810
57	Nettlinx Ltd.	411	6,345	6,756
58	Kappa Internet Services Pvt Ltd.	2,470	4,069	6,539
59	Spacenet Internet Services Pvt Ltd	0	5,546	5,546
60	Kaizen Infonet Pvt Ltd	527	4,370	4,897
61	CJM Consultancy Services Pvt. Ltd.	0	4,718	4,718
62	CJ Online Pvt. Ltd.	0	4,599	4,599
63	Intermedia Cable Communication Pvt Ltd	10	4,486	4,496
64	Siliguri Internet & Cable TV Pvt. Ltd.	0	4,389	4,389
65	Swiftmail Communications Ltd.	1,317	2,780	4,097
66	Rajesh Patel Net Services Pvt. Ltd.	398	3,258	3,656
67	Sify Technologies Ltd.	1,959	1,662	3,621
68	HCL Comnet Systems & Services Ltd.	3,402	31	3,433
69	United Telecoms Ltd.	228	2,943	3,171
70	Shri Omkar Infocom Pvt. Ltd.	0	2,928	2,928

Annexure 1.6 (contd.)

S. No.	Name of the Service Provider	Narrowband	Broadband	Total
71	F/X Wireless Technology Services Pvt. Ltd.	0	2,805	2,805
72	Narmada Cyberzone Pvt Ltd	503	2,014	2,517
73	Readylink Internet Services Pvt Ltd	218	2,232	2,450
74	Sikka Broadband(P) Ltd.	0	2,293	2,293
75	Hathway Bhawani Cabletel & Datacom Pvt Ltd	0	2,290	2,290
76	Hughes Communications India Ltd.	639	1,450	2,089
77	Speed Online.net Pvt. Ltd.	0	2,065	2,065
78	Multinet (Udaipur) Pvt. Ltd.	0	1,953	1,953
79	Star Broadband Services (I) Pvt Ltd	0	1,776	1,776
80	Capture Network Systems Pvt. Ltd.	247	1,523	1,770
81	Touch Net India Pvt. Ltd.	300	1,278	1,578
82	WE Internet Limited	0	1,321	1,321
83	S.S.Netcom Pvt Ltd	0	1,264	1,264
84	Digital2Virtual ISP Pvt. Ltd.	10	1,241	1,251
85	Sphier Infotech Pvt. Ltd.	0	1,205	1,205
86	Symbois Creations Pvt. Ltd.	37	1,120	1,157
87	Fusionnet Web Services Pvt. Ltd.	0	1,005	1,005
88	Data Infosys Ltd.	30	831	861
89	delDSL Internet Pvt Ltd	0	828	828
90	Aeroway Networks Pvt Ltd.	295	391	686
91	Sab Infotech (Sab Industries)	0	678	678
92	Rajdhani Telecom Pvt. Ltd.	88	549	637
93	NetMagic Solutions(P) Ltd.	0	583	583
94	Harisree CableNet Pvt. Ltd.	0	544	544
95	Bhiwani Communications Pvt. Ltd.	175	342	517
96	Primenet Global Ltd.	0	502	502
97	Pipetel Communications Pvt. Ltd.	444	0	444
98	Airgenie Communications Pvt. Ltd.	0	378	378
99	Gleam Worldwide Services Pvt. Ltd.	0	376	376
100	Correl IT Services Pvt. Ltd.	0	357	357
101	Rida Communication Pvt. Ltd.	0	341	341
102	Japra Tele Link Pvt. Ltd.	0	298	298
103	Microsense Pvt. Ltd.	0	232	232
104	ERNET India	169	62	231
105	QBC Infotech Pvt. Ltd.	0	225	225

Annexure 1.6 (contd.)

S. No.	Name of the Service Provider	Narrowband	Broadband	Total
106	Conjoinix Technologies Pvt Ltd	0	207	207
107	Pulse Telesystems Pvt. Ltd.	0	192	192
108	Nextgen Communications Ltd	45	138	183
109	Pacific Internet India Pvt. Ltd.	178	0	178
110	Gorakhpur Net Services Pvt. Ltd.	0	171	171
111	Khetan Cable Network (P) Ltd	0	168	168
112	Shri Vinayagaa Internet Pvt Ltd	28	115	143
113	Power Grid Corporation of India Ltd.	0	87	87
114	Sanyog Networks Pvt Ltd	7	65	72
115	Dream Plus Multi Services Pvt. Ltd.	14	54	68
116	Edge Telecommunications Pvt. Ltd.	0	61	61
117	AT&T Global Network Services India Pvt. Ltd.	0	53	53
118	Verizon Communications India Pvt. Ltd.	0	47	47
119	Oasis Cable Pvt Ltd.	0	41	41
120	Adya Tech One Services Pvt Ltd	0	39	39
121	West Bengal Electronics Industry Development Corp. Ltd.	0	36	36
122	STN Communication & Advertising Pvt. Ltd.	2	33	35
123	VIVA Communications Pvt Ltd	0	22	22
124	Novanet India Ltd.	0	18	18
125	Nelco Ltd.	0	17	17
126	Essel Shyam Communications Limited	16	0	16
127	Vcare Call Centres India Pvt. Ltd.	0	16	16
128	Airmesh Communications Limited	0	15	15
129	Financial Technologies Communications Ltd.	14	0	14
130	Tatanet Services Ltd	0	11	11
131	ABT Ltd.	3	2	5
132	Orange Business Services India Network Pvt. Ltd.	0	5	5
133	Reliance Jio Infocomm Ltd	0	1	1
Total		195,133,435	136,528,357	331,661,792

Note: Some wireless service providers exclude incidental data users from their subscriber base, based on minimum usage decided by them.

**Annexure 1.7: List of Service Providers which reported IP
Telephony Minutes for Q.E. Dec-15**

0

S. No.	Name of Service Providers which reported IP Telephony Minutes
1	Alliance Broadband Services Pvt. Ltd.
2	Asianet Satellite Communications Ltd.
3	Blazenet Ltd.
4	City Online Services Ltd.
5	Citycom Networks Pvt. Ltd.
6	Data Infosys Ltd.
7	delDSL Internet Pvt. Ltd.
8	Novanet Ltd.
9	Oistel Telecom Pvt. Ltd.
10	Pipetel Communications Pvt. Ltd.
11	Pulse Telesystems Pvt. Ltd.
12	Sify Technologies Ltd.
13	Tata Communications Ltd.
14	Tata Teleservices (Maharashtra) Ltd.
15	Trikon Electronics Pvt. Ltd.
16	VIVA Communications Pvt. Ltd.
17	World Phone Internet Services Pvt. Ltd.
18	You Broadband India Pvt. Ltd.

Annexure 1.8: Service Area wise PMRTS subscriber Base

SNo.	Operative Area	Service Provider	Subscriber Base	
			30.09.2015	31.12.2015
1	Delhi(Faridabad/ Gurgaon)	Arya Omnitalk Radio Trunking Services Pvt.Ltd.	8252	6348
		Procall(Delhi)	63	2252
		Procall (Faridabad)	0	53
		Procall (Gurgaon)	0	51
		Total	8315	8704
2	Mumbai(Navi Mumbai)	Arya Omnitalk Radio Trunking Services Pvt.Ltd.	7976	7737
		Smartalk (Mumbai)	302	460
		Bhilwara Telenet(Mumbai)	289	414
		Airtalk Solutions & Services Pvt. Ltd	208	250
		Total	8775	8861
3	Kolkata	Arya Omnitalk Radio Trunking Services Pvt.Ltd.	2205	2168
		Total	2205	2168
4	TN(Chennai)	Arya Omnitalk Radio Trunking Services Pvt.Ltd.	6474	6645
		Quick Calls	0	187
		Total	6474	6832
5	Karnataka (Bangalore)	Arya Omnitalk Radio Trunking Services Pvt.Ltd.	7369	7048
		Quick Calls	0	235
		Total	7369	7283
6	Andhra Pradesh (Vishakhapatnam & Hyderabad)	Arya Omnitalk Radio Trunking Services Pvt.Ltd.	4689	4457
		Quick Calls (Hyderabad Urban)	833	1010
		Total	5522	5467
7	Madhya Pradesh (Indore)	Arya Omnitalk Radio Trunking Services Pvt.Ltd.	976	981
		Total	976	981
8	Rajasthan (Jaipur)	Procall	582	707
		Total	582	707

SNo.	Operative Area	Service Provider	Subscriber Base	
			30.09.2015	31.12.2015
9	Gujrat (Ahmedaba/Surat/ Vadodara/ Bharuch/ Kutch/Amrela / Jamnagar)	Arya Omnitalk Radio Trunking Services Pvt.Ltd. (Ahmedaba/Surat/Vadodara/ Bharuch)	5949	6096
		Inative Network Pvt. Ltd. (Ahmedaba/Surat/Vadodara/ Bharuch/ Kutch/Amrela / Jamnagar)	1820	1820
		Total	7769	7916
10	Maharashtra (Pune)	Arya Omnitalk Radio Trunking Services Pvt.Ltd.	1699	1312
		Smartalk	0	465
		Total	1699	1777
11	Kerala (Cochin City & Quilon)	Wiwonet Solutions Pvt. Ltd.	85	131
		Arya Omnitalk Radio Trunking Services Pvt.Ltd.	-	424
		Total	85	555
Grand Total			49771	51251

Annexure 2.1: GSM Service - Service Area wise Statistics for QE Dec-15

Key parameters for service areas of category-A

Service Area	% of pre-paid in total subscribers	ARPU (Rs. per month)	Total usage (from & outside HSA) per subscriber per month			
			Outgoing SMS	Outgoing MOU	Incoming MOU	Total MOU
AP	95.65	136	24	186	193	380
Gujarat	94.24	115	10	191	161	352
Karnataka	93.05	146	39	191	180	371
MH	94.43	134	32	175	161	336
TN (incl. Chennai)	94.50	134	33	179	188	367

Key parameters for service areas of category-B

Service Area	% of pre-paid in total subscribers	ARPU (Rs. per month)	Total usage (from & outside HSA) per subscriber per month			
			Outgoing SMS	Outgoing MOU	Incoming MOU	Total MOU
Haryana	96.70	108	32	216	182	399
Kerala	96.12	197	14	200	248	448
MP	97.66	100	13	145	148	292
Punjab	92.78	149	68	221	212	433
Rajasthan	97.37	108	7	154	173	327
UP(E)	98.63	94	9	166	232	398
UP(W)	97.97	96	23	169	188	357
WB	99.02	78	16	157	194	351

Key parameters for service areas of category-C

Service Area	% of pre-paid in total subscribers	ARPU (Rs. per month)	Total usage (from & outside HSA) per subscriber per month			
			Outgoing SMS	Outgoing MOU	Incoming MOU	Total MOU
Assam	96.29	126	32	187	220	406
Bihar	99.27	93	5	165	253	418
HP	98.16	112	10	188	175	363
J&K	92.84	164	6	269	246	515
NE	97.56	129	54	174	165	339
Orissa	98.61	85	8	182	216	398

Key parameters for service areas of category-Metro

Service Area	% of pre-paid in total subscribers	ARPU (Rs. per month)	Total usage (from & outside HSA) per subscriber per month			
			Outgoing SMS	Outgoing MOU	Incoming MOU	Total MOU
Kolkata	92.70	112	15	190	196	385
Delhi	85.54	177	20	230	179	409
Mumbai	82.14	204	42	262	188	450

**Annexure 2.2: CDMA Full Mobility Service - Service Area wise Statistics
for QE Dec-15**

Key parameters for service areas of Category A

Service Area	% of Prepaid in total subscribers	ARPU (Rs. per month)	Total usage (from & outside HSA) per subscriber per month			
			Outgoing SMS	Outgoing MOU	Incoming MOU	Total MOU
MH	89	78	12	122	91	213
Gujarat	79	149	6	118	84	202
TN (incl. Chennai)	80	175	8	82	73	155
Karnataka	83	144	6	119	109	228
AP	87	116	12	149	122	272

Key parameters for service areas of Category B

Service Area	% of Prepaid in total subscribers	ARPU (Rs. per month)	Total usage (from & outside HSA) per subscriber per month			
			Outgoing SMS	Outgoing MOU	Incoming MOU	Total MOU
WB	99	46	6	154	142	296
Rajasthan	95	83	8	228	161	389
UP(E)	96	48	10	76	75	151
MP	95	57	20	185	101	286
Kerala	82	166	5	88	64	152
UP(W)	92	86	11	96	105	201
Haryana	91	66	6	166	123	289
Punjab	73	155	12	210	123	333

Key parameters for service areas of Category C

Service Area	% of Prepaid in total subscribers	ARPU (Rs. per month)	Total usage (from & outside HSA) per subscriber per month			
			Outgoing SMS	Outgoing MOU	Incoming MOU	Total MOU
Orissa	90	76	6	182	129	311
Bihar	97	42	11	263	152	415
HP	88	109	6	191	99	290
North East			NA			
Assam			NA			
J&K	38	188	0.46	123	72	195

Key parameters for service areas of Category Metro

Service Area	% of Prepaid in total subscribers	ARPU (Rs. per month)	Total usage (from & outside HSA) per subscriber per month			
			Outgoing SMS	Outgoing MOU	Incoming MOU	Total MOU
Kolkata	88	104	5	147	119	266
Delhi	87	110	4	128	93	221
Mumbai	73	203	9	99	79	178

Annexure 4.1: Performance of QoS Parameters for Cellular Mobile 2G Service

Performance Monitoring Report on Quality of Service of Cellular Mobile Service Providers for quarter ending, December, 2015																				
Name of Service Area	Name of Service Provider	Network Related Parameters										Customer Service Quality Parameters								
		Network Availability		Connection Establishment (Accessibility)			Connection Maintenance (Retainability)			POI	Metering and billing					Response time to the customer for assistance		Termination / closure of service		
		ETs Accumulated downtime (not available for service) (%age)	Worst affected ETs due to downtime (%age)	Call Set-up Success Rate (within licensee's own network)	SDCCH/ Paging Chl. Congestion (%age)	TCH Congestion (%age)	Call Drop Rate (%age)	Worst affected cells having more than 3% TCH drop (call drop) rate (%age)	Connection with good voice quality	Point of Interconnection (POI) Congestion (No. of POIs not meeting the benchmark) (Averaged over a period of quarter)	Metering and billing credibility - post paid	Metering and billing credibility - pre paid	Resolution of billing/charging complaints	Resolution of billing/charging complaints	Period of applying credit/ waiver/ adjustment to customer's account from the date of resolution of complaints	Accessibility of call centre/ customer care	Percentage of calls answered by the operators (voice to voice) within 90 seconds	%age requests for Termination / Closure of service complied within 7 days	Time taken for refund of deposits after closures	
		≤ 2%	≤ 2%	≥ 95%	≤ 1%	≤ 2%	≤ 2%	≤ 3%	≥ 95%	≤ 0.5%	≤ 0.1%	≤ 0.1%	98% within 4	100% within 6	within 1 week of resolution of	≥ 95%	≥ 95%	100% within 7 days	100% within 60 days	
Andhra Pradesh	Aircel	0.10	0.39	98.82	0.11	0.45	0.53	2.95	97.11	0	0.00	0.00	100.00	100.00	100.00	96.29	95.45	100.00	100.00	
	Airtel	0.09	0.21	98.40	0.40	0.91	0.41	0.77	99.89	0	0.01	0.00	100.00	100.00	100.00	100.00	98.76	100.00	100.00	
	BSNL	1.26	4.12	98.42	0.37	1.24	0.74	4.65	98.03	0	0.00	0.00	100.00	100.00	100.00	98.00	95.10	100.00	100.00	
	Idea	0.05	0.02	97.90	0.58	1.00	0.77	2.69	97.27	0	0.05	0.07	100.00	100.00	99.98	99.52	95.97	100.00	100.00	
	RCOM CDMA	0.16	1.14	98.07	0.00	0.98	0.12	0.60	98.88	0	0.09	0.06	100.00	100.00	100.00	98.19	95.37	100.00	99.79	
	RCOM GSM	0.12	0.54	99.42	0.02	0.36	0.10	0.60	99.39	0	0.08	0.09	100.00	100.00	100.00	98.26	94.31	100.00	100.00	
	TATA CDMA	0.04	0.05	99.25	0.00	0.02	0.22	2.03	98.25	0	0.00	0.00	100.00	100.00	100.00	98.68	99.36	100.00	99.92	
	TATA GSM	0.02	0.00	98.96	0.09	0.13	0.52	2.70	97.85	0	0.00	0.00	100.00	100.00	100.00	99.34	94.93	100.00	100.00	
Telenor	0.06	0.01	98.85	0.20	0.37	0.70	2.18	98.57	0	NA	0.02	100.00	100.00	NA	99.66	98.58	NA	NA		
Vodafone	0.06	0.25	99.85	0.10	0.15	0.43	2.76	99.00	0	0.13	0.19	98.80	99.01	98.70	100.00	94.76	100.00	97.61		
Assam	Aircel	2.85	16.25	92.75	0.74	5.07	1.67	12.61	91.43	0	0.00	0.05	100.00	100.00	100.00	92.09	79.31	100.00	100.00	
	Airtel	0.25	0.82	96.15	0.33	0.88	1.23	1.22	99.01	0	0.01	0.00	100.00	100.00	100.00	100.00	96.06	100.00	100.00	
	BSNL	1.99	1.95	95.52	0.70	1.46	2.00	2.98	95.70	0	0.01	0.00	100.00	100.00	100.00	96.00	95.73	100.00	100.00	
	Idea	0.98	0.79	96.00	0.71	1.47	0.49	1.79	95.79	0	0.01	0.04	100.00	100.00	100.00	97.48	99.86	100.00	100.00	
	RTL	0.06	0.19	32.86	0.01	0.35	0.09	0.25	32.86	0	0.09	0.10	100.00	100.00	100.00	98.72	93.43	100.00	97.33	
	Vodafone	0.55	1.65	99.14	0.36	0.86	0.61	2.49	97.50	0	0.08	0.04	100.00	100.00	100.00	99.61	100.00	100.00	100.00	
Bihar	Aircel	2.12	11.07	87.72	0.92	12.54	1.71	12.02	95.26	0	0.00	0.00	100.00	100.00	100.00	96.05	99.21	100.00	100.00	
	Airtel	0.07	0.20	95.61	0.79	1.14	1.69	2.24	95.70	0	0.01	0.00	100.00	100.00	100.00	99.44	95.26	100.00	100.00	
	BSNL	3.44	6.28	97.74	0.48	0.71	1.55	4.80	96.98	0	0.00	0.00	98.90	100.00	100.00	99.50	96.70	100.00	100.00	
	Idea	0.57	1.75	95.87	0.92	1.90	1.07	2.69	96.01	0	0.02	0.01	100.00	100.00	100.00	93.36	99.94	100.00	100.00	
	RCOM CDMA	0.14	0.62	97.02	0.00	0.81	0.15	0.29	98.28	0	0.09	0.09	100.00	100.00	100.00	98.41	94.37	100.00	91.91	
	RTL	0.06	0.10	98.41	0.19	0.50	0.27	0.66	98.90	0	0.09	0.18	100.00	100.00	100.00	98.18	74.35	100.00	95.92	
	TATA CDMA	0.17	0.00	97.90	0.00	0.40	0.52	1.94	98.25	0	0.01	0.00	50.00	50.00	100.00	97.12	99.57	100.00	100.00	
	TATA GSM	0.17	0.29	98.33	0.19	0.34	0.50	2.41	97.74	0	0.00	0.00	100.00	100.00	100.00	95.10	97.26	100.00	100.00	
	Telenor	0.21	0.37	92.77	2.10	5.79	0.52	1.25	94.67	0	NA	0.01	100.00	100.00	NA	99.68	97.18	NA	NA	
	Videcon	0.24	0.00	99.24	0.40	0.20	0.82	0.00	99.15	0	NA	0.00	100.00	100.00	NA	100.00	96.58	NA	100.00	
Vodafone	0.47	1.93	99.15	0.52	0.85	0.86	2.84	97.55	0	0.01	0.07	100.00	100.00	100.00	100.00	95.77	100.00	100.00		
Chennai	Airtel	5.40	32.59	96.83	4.31	2.59	0.80	4.36	98.22	0	0.01	0.00	100.00	100.00	100.00	100.00	91.58	100.00	100.00	
	BSNL	0.63	1.89	97.63	0.79	1.70	0.96	1.68	99.98	0	0.03	0.01	99.00	100.00	100.00	100.00	95.30	100.00	100.00	
	Idea	0.18	0.17	98.98	0.28	0.25	0.30	1.02	98.51	0										
	Vodafone	0.03	0.15	99.78	0.10	0.22	0.52	2.87	98.89	0	0.22	0.29	100.00	100.00	99.37	100.00	93.81	100.00	93.62	

Annexure 4.1 (Contd.)

Delhi	Aircel	0.20	0.44	97.76	0.39	1.19	0.96	4.87	97.04	0	0.01	0.00	100.00	100.00	100.00	91.50	94.30	100.00	100.00
	Airtel	0.01	0.00	99.85	0.04	0.05	0.76	1.23	99.19	0	0.02	0.00	100.00	100.00	100.00	99.99	94.32	100.00	100.00
	Idea	0.04	0.00	98.87	0.60	0.60	0.68	2.41	98.12	0	0.07	0.20	100.00	100.00	100.00	98.98	98.62	100.00	100.00
	MTNL CDMA	NR	NR	NR	NR	NR	NR	NR	NR	NR	NR	NR	NR	NR	NR	NR	NR	NR	NR
	MTNL GSM	0.14	0.41	97.06	0.44	1.82	1.85	2.57	97.09	0	0.06	0.01	100.00	100.00	100.00	97.44	97.98	100.00	100.00
	MTS	0.07	0.03	98.86	0.00	0.19	0.27	1.32	99.20	0	0.00	0.00	100.00	100.00	100.00	99.10	97.80	100.00	100.00
	RCOM CDMA	0.04	0.26	96.77	0.00	1.27	0.19	0.90	99.13	0	0.09	0.02	100.00	100.00	100.00	98.24	92.37	100.00	98.79
	RCOM GSM	0.11	0.67	97.46	0.40	0.83	0.16	0.75	99.05	0	0.09	0.09	100.00	100.00	100.00	98.28	86.57	100.00	98.88
	TATA CDMA	0.03	0.07	99.26	0.00	0.03	0.29	2.11	99.19	0	0.00	0.00	100.00	100.00	100.00	99.26	96.44	100.00	100.00
Vodafone	0.13	0.64	98.47	0.43	0.87	1.20	2.73	97.72	0	0.15	0.05	100.00	100.00	99.85	100.00	97.16	100.00	100.00	
Gujarat	Aircel	0.02	0.00	98.88	0.02	0.02	0.31	1.80	97.45	0	0.00	0.00	100.00	100.00	100.00	95.54	98.53	100.00	100.00
	Airtel	0.05	0.08	98.80	0.05	0.57	0.78	1.16	96.71	0	0.01	0.00	100.00	100.00	100.00	99.99	95.97	100.00	100.00
	BSNL	1.57	1.24	98.16	0.07	0.41	0.72	1.78	100.00	0	0.03	0.00	100.00	100.00	100.00	98.00	96.50	100.00	100.00
	Idea	0.05	0.15	98.83	0.46	0.57	0.92	2.19	95.26	0	0.05	0.02	99.88	100.00	99.71	99.00	99.50	99.98	100.00
	MTS	0.02	0.00	99.79	0.00	0.00	0.01	0.35	99.18	0	0.00	0.00	100.00	100.00	100.00	97.30	95.26	100.00	100.00
	RCOM CDMA	0.05	0.36	96.86	0.00	0.98	0.07	0.34	99.32	0	0.09	0.04	100.00	100.00	100.00	98.26	91.46	100.00	99.96
	RCOM GSM	0.05	0.46	97.54	0.09	0.68	0.08	0.42	99.20	0	0.09	0.09	100.00	100.00	100.00	98.20	91.35	100.00	99.95
	TATA CDMA	0.00	0.00	98.95	0.00	0.18	0.40	6.50	99.38	0	0.01	0.00	100.00	100.00	100.00	97.86	99.74	100.00	100.00
	TATA GSM	0.05	0.09	98.11	0.03	0.05	0.69	4.27	98.80	0	0.00	0.00	83.33	100.00	100.00	99.18	94.58	100.00	100.00
	Telenor	0.09	0.17	98.06	0.42	0.72	0.45	1.11	98.12	0	NA	0.00	100.00	100.00	NA	99.69	96.36	NA	NA
Videocon	0.07	0.18	99.10	0.12	0.13	0.43	0.74	97.72	0	NA	0.03	100.00	100.00	100.00	100.00	96.24	NA	100.00	
Vodafone	0.05	0.21	99.60	0.26	0.40	0.83	2.51	97.01	0	0.10	0.01	100.00	100.00	100.00	100.00	96.91	100.00	100.00	
Haryana	Aircel	0.17	0.00	99.35	0.00	0.00	0.94	1.22	99.15	0	0.00	0.00	100.00	100.00	100.00	96.85	99.81	100.00	100.00
	Airtel	0.06	0.08	98.73	0.48	0.46	0.67	1.20	98.53	0	0.03	0.00	100.00	100.00	100.00	95.99	95.53	100.00	100.00
	BSNL	0.98	1.30	97.98	0.26	0.83	1.34	1.77	97.05	0	0.10	0.01	100.00	100.00	100.00	100.00	96.01	100.00	100.00
	Idea	0.01	0.00	98.53	0.38	0.57	0.64	2.07	97.91	0	0.06	0.13	100.00	100.00	100.00	98.71	99.47	100.00	100.00
	RCOM CDMA	0.22	1.15	97.61	0.00	1.16	0.08	0.43	99.77	0	0.09	0.09	100.00	100.00	100.00	98.32	95.63	100.00	100.00
	RCOM GSM	0.10	0.97	98.89	0.16	0.05	0.07	0.51	99.63	0	0.09	0.09	100.00	100.00	100.00	98.26	91.20	100.00	100.00
	TATA CDMA	0.15	0.00	96.03	0.00	1.00	0.67	6.01	97.27	0	0.00	0.00	100.00	100.00	100.00	97.34	99.81	100.00	100.00
	TATA GSM	0.20	0.28	98.71	0.07	0.69	0.67	2.85	97.00	0	0.00	0.00	100.00	100.00	100.00	99.06	97.23	100.00	100.00
	Videocon	0.10	0.05	98.72	0.13	0.09	0.52	0.57	97.33	0	NA	0.01	100.00	100.00	100.00	100.00	95.85	NA	100.00
Vodafone	0.02	0.00	99.67	0.15	0.33	0.64	1.89	97.74	0	0.11	0.10	100.00	100.00	100.00	100.00	97.21	100.00	100.00	
Himachal Pradesh	Aircel	0.23	1.09	99.56	0.02	0.24	1.35	11.96	95.38	0	0.03	0.00	100.00	100.00	100.00	98.89	98.33	100.00	100.00
	Airtel	0.11	0.26	98.05	0.22	0.45	0.78	1.58	98.36	0	0.01	0.00	100.00	100.00	100.00	100.00	97.26	100.00	100.00
	BSNL	1.87	1.95	98.42	0.78	1.56	1.90	2.94	96.17	0	0.02	0.01	100.00	100.00	100.00	100.00	96.12	100.00	100.00
	Idea	0.12	0.26	99.10	0.08	0.39	1.24	2.16	96.72	0	0.06	0.07	100.00	100.00	100.00	99.22	99.84	100.00	100.00
	RCOM CDMA	0.08	0.58	98.04	0.00	0.94	0.06	0.43	99.00	0	0.09	0.08	100.00	100.00	100.00	98.39	94.58	100.00	100.00
	RTL	0.10	0.75	96.99	0.22	1.04	0.37	1.47	96.90	0	0.08	0.09	100.00	100.00	100.00	98.36	93.45	100.00	100.00
	TATA CDMA	0.01	0.00	99.33	0.00	0.02	0.09	1.51	98.13	0	0.00	0.00	100.00	100.00	100.00	100.00	99.95	100.00	100.00
	TATA GSM	0.00	0.00	99.65	0.00	0.00	0.38	4.30	98.66	0	0.00	0.00	100.00	100.00	100.00	99.29	99.77	100.00	100.00
Vodafone	0.02	0.00	99.85	0.02	0.15	0.64	2.44	97.71	0	0.03	0.07	99.78	100.00	100.00	100.00	99.48	100.00	100.00	

Annexure 4.1 (Contd.)

Jammu & Kashmir	Aircel	0.72	4.55	97.91	0.31	1.61	1.30	12.45	95.21	0	0.00	0.00	100.00	100.00	100.00	96.82	94.25	100.00	100.00
	Airtel	0.11	0.16	97.58	0.38	0.45	0.89	2.12	97.69	0	0.02	0.00	100.00	100.00	100.00	99.99	97.26	100.00	100.00
	BSNL	1.58	0.01	97.77	0.53	1.36	1.20	2.45	97.29	0	0.03	0.00	100.00	100.00	100.00	100.00	95.05	100.00	100.00
	Idea	0.38	1.50	98.10	0.14	1.47	1.66	2.36	96.35	0	0.01	0.09	100.00	100.00	100.00	96.09	99.47	100.00	100.00
	RCOM GSM	0.06	0.31	98.45	0.07	0.12	0.17	0.55	99.24	0	0.09	0.09	100.00	100.00	100.00	98.37	93.85	100.00	100.00
	Vodafone	0.18	1.04	98.97	0.02	1.03	0.68	2.88	98.72	0	0.04	0.19	100.00	100.00	100.00	100.00	99.53	99.86	100.00
Karnataka	Aircel	0.36	1.28	99.16	0.07	0.23	1.15	7.56	96.33	0	0.00	0.03	100.00	100.00	100.00	94.88	96.13	99.86	100.00
	Airtel	0.21	1.13	98.20	0.24	0.38	0.71	1.45	99.31	0	0.02	0.00	100.00	100.00	100.00	100.00	93.65	100.00	100.00
	BSNL	1.25	1.85	98.67	0.21	0.61	0.76	2.17	96.79	0	0.05	0.00	99.68	100.00	100.00	99.00	96.59	100.00	100.00
	Idea	0.11	0.22	98.27	0.34	0.20	0.67	2.12	96.69	0	0.04	0.06	100.00	100.00	100.00	99.67	99.36	100.00	61.13
	MTS	0.10	0.00	99.44	0.00	0.02	0.47	1.67	99.19	0	0.00	0.00	100.00	100.00	100.00	99.90	96.19	100.00	100.00
	RCOM CDMA	0.29	0.93	98.02	0.00	0.77	0.19	0.83	98.78	0	0.09	0.01	100.00	100.00	100.00	98.31	95.21	100.00	94.45
	RCOM GSM	0.12	0.60	99.06	0.09	0.41	0.11	0.71	99.27	0	0.09	0.09	100.00	100.00	100.00	98.32	93.04	100.00	92.85
	TATA CDMA	0.09	0.77	99.08	0.00	0.08	0.55	2.52	98.27	0	0.00	0.00	100.00	100.00	100.00	99.46	99.11	100.00	100.00
TATA GSM	0.14	0.28	98.12	0.10	0.29	0.65	3.32	97.69	0	0.00	0.00	100.00	100.00	100.00	99.48	93.76	100.00	100.00	
Vodafone	0.14	0.45	99.92	0.08	0.09	0.52	2.78	98.69	0	0.17	0.48	100.00	100.00	100.00	100.00	83.75	100.00	100.00	
Kerala	Aircel	0.11	0.00	99.26	0.05	0.01	0.55	2.86	97.17	0	0.00	0.04	100.00	100.00	100.00	93.77	98.85	100.00	100.00
	Airtel	0.07	0.00	98.45	0.12	0.20	0.42	1.52	97.88	0	0.01	0.00	100.00	100.00	100.00	95.56	95.45	100.00	100.00
	BSNL	0.41	0.46	98.93	0.15	1.28	0.61	1.58	99.93	0	0.02	0.02	99.94	100.00	100.00	98.00	97.19	100.00	100.00
	Idea	0.09	0.27	99.90	0.30	1.50	0.66	2.08	95.35	0	0.07	0.16	98.19	100.00	100.00	98.56	95.31	100.00	100.00
	MTS	0.06	0.00	99.50	0.00	0.00	0.15	1.62	99.19	0	0.00	0.00	100.00	100.00	100.00	98.70	97.00	100.00	100.00
	RCOM CDMA	0.02	0.07	98.23	0.00	0.90	0.11	0.95	99.04	0	0.09	0.01	100.00	100.00	100.00	98.27	96.53	100.00	100.00
	RCOM GSM	0.02	0.04	98.82	0.03	0.17	0.08	0.66	99.46	0	0.09	0.09	100.00	100.00	100.00	98.40	94.91	100.00	99.58
	TATA CDMA	0.06	0.00	98.54	0.00	0.03	0.46	4.34	99.14	0	0.00	0.00	100.00	100.00	100.00	99.03	92.53	100.00	100.00
	TATA GSM	0.24	0.00	98.91	0.01	0.05	0.53	2.83	98.76	0	0.00	0.00	100.00	100.00	100.00	98.82	95.79	100.00	100.00
Vodafone	0.04	0.20	99.80	0.03	0.20	0.46	1.53	97.87	0	0.22	0.11	100.00	100.00	100.00	100.00	100.00	100.00	100.00	
Kolkata	Aircel	0.19	0.73	97.89	0.40	0.43	0.65	2.25	97.37	0	0.00	0.00	100.00	100.00	100.00	98.11	96.80	100.00	100.00
	Airtel	0.02	0.00	99.35	0.02	0.02	0.69	2.67	97.48	0	0.03	0.00	100.00	100.00	100.00	100.00	87.54	100.00	100.00
	BSNL	2.69	6.51	99.28	0.51	0.74	0.77	2.41	99.77	0	0.07	0.08	100.00	100.00	100.00	96.00	96.44	100.00	100.00
	Idea	0.14	0.36	99.48	0.09	0.21	0.32	0.45	97.20	0	0.09	0.03	100.00	100.00	100.00	99.26	97.95	100.00	100.00
	MTS	0.05	0.00	99.87	0.00	0.00	0.53	1.96	99.98	0	0.00	0.00	100.00	100.00	100.00	98.97	97.81	100.00	100.00
	RCOM CDMA	0.13	0.65	97.21	0.00	1.19	0.25	0.58	99.25	0	0.09	0.04	100.00	100.00	100.00	98.33	74.98	100.00	98.52
	RTL	0.16	0.63	98.98	0.09	0.14	0.11	0.52	99.10	0	0.09	0.09	100.00	100.00	100.00	98.34	74.22	100.00	98.37
	TATA CDMA	0.07	0.72	98.87	0.00	0.20	0.54	2.77	99.26	0	0.00	0.00	100.00	100.00	100.00	99.35	98.57	100.00	100.00
	TATA GSM	0.07	0.47	98.39	0.09	0.05	0.60	2.33	98.30	0	0.00	0.00	100.00	100.00	100.00	99.15	93.68	100.00	100.00
Vodafone	0.06	0.25	99.65	0.07	0.35	0.82	2.68	96.96	0	0.07	0.03	100.00	100.00	100.00	100.00	96.54	100.00	69.64	

Annexure 4.1 (Contd.)

Madhya Pradesh	Aircel	0.22	0.00	97.84	0.09	0.01	0.68	0.85	99.31	0	0.00	0.00	100.00	100.00	100.00	97.05	99.30	100.00	100.00
	Airtel	0.08	0.04	98.82	0.04	0.31	0.77	1.71	97.30	0	0.02	0.00	100.00	100.00	100.00	100.00	96.90	100.00	100.00
	BSNL	1.89	1.74	96.77	0.49	1.19	1.26	2.51	96.95	0	0.01	0.02	100.00	100.00	100.00	98.00	97.58	100.00	100.00
	Idea	0.12	0.50	97.39	0.48	1.13	0.73	1.56	97.19	0	0.05	0.04	100.00	100.00	100.00	95.17	97.41	99.47	100.00
	RCOM CDMA	0.01	0.02	99.30	0.00	0.15	0.28	0.54	99.21	0	0.09	0.09	100.00	100.00	100.00	98.32	86.06	100.00	99.96
	RTL	0.13	0.63	96.93	0.12	0.50	0.14	0.64	98.88	0	0.09	0.09	100.00	100.00	100.00	98.43	92.18	100.00	100.00
	TATA CDMA	0.09	0.08	99.15	0.00	0.11	0.37	6.20	99.25	0	0.00	0.00	100.00	100.00	100.00	97.88	99.48	100.00	100.00
	TATA GSM	0.08	0.04	98.54	0.05	0.04	0.60	2.56	98.89	0	0.00	0.00	100.00	100.00	100.00	97.23	97.10	100.00	100.00
	Videcon	0.12	0.27	98.94	0.11	0.20	0.57	2.41	98.47	0	NA	0.05	100.00	100.00	100.00	100.00	95.87	NA	100.00
	Vodafone	0.10	0.39	99.62	0.11	0.38	0.64	3.73	98.87	0	0.27	0.18	99.66	99.95	99.97	100.00	99.34	100.00	100.00
Maharashtra	Aircel	0.06	0.02	99.36	0.12	0.09	0.91	5.47	95.51	0	0.06	0.00	100.00	100.00	100.00	90.61	96.03	100.00	70.00
	Airtel	0.02	0.00	98.41	0.06	0.26	0.58	0.88	97.38	0	0.02	0.00	100.00	100.00	100.00	99.99	91.27	100.00	100.00
	BSNL	1.92	1.87	96.38	0.60	1.34	1.10	2.18	96.05	0	0.01	0.00	100.00	100.00	100.00	100.00	95.93	100.00	100.00
	Idea	0.07	0.16	97.43	0.72	1.33	0.68	2.11	97.34	0	0.09	0.08	100.00	100.00	100.00	99.01	99.45	100.00	100.00
	RCOM CDMA	0.15	0.88	97.65	0.00	0.84	0.15	1.92	98.74	0	0.09	0.04	100.00	100.00	100.00	98.24	95.67	100.00	99.85
	RCOM GSM	0.18	1.27	97.21	0.17	0.46	0.12	0.57	99.11	0	0.09	0.09	100.00	100.00	100.00	98.28	95.60	100.00	99.77
	TATA CDMA	0.03	0.00	97.99	0.00	0.56	1.03	7.32	99.96	0	0.00	0.00	100.00	100.00	100.00	99.60	98.91	100.00	100.00
	TATA GSM	0.02	0.00	99.45	0.08	0.17	0.76	5.67	97.08	0	0.00	0.00	100.00	100.00	100.00	98.37	96.94	100.00	100.00
	Telenor	0.21	1.07	98.10	0.34	0.51	0.51	1.32	97.24	0	NA	0.00	100.00	100.00	NA	99.62	99.64	NA	NA
Vodafone	0.13	0.53	99.45	0.49	0.55	0.76	2.71	97.14	0	0.04	0.02	100.00	100.00	100.00	99.01	94.95	100.00	99.92	
Mumbai	Aircel	0.08	0.24	98.13	0.19	1.13	0.86	5.23	97.58	0	0.00	0.00	100.00	100.00	100.00	98.97	95.51	100.00	100.00
	Airtel	0.01	0.00	99.92	0.03	0.03	0.63	0.84	97.63	0	0.02	0.00	100.00	100.00	100.00	99.17	92.56	100.00	100.00
	Idea	0.10	0.10	99.10	0.46	0.60	1.05	1.67	96.41	0	0.04	0.01	100.00	100.00	100.00	99.58	99.36	100.00	100.00
	RCOM CDMA	0.13	1.06	97.09	0.00	1.26	0.12	0.29	99.60	0	0.09	0.06	100.00	100.00	100.00	98.24	90.72	100.00	94.16
	RCOM GSM	0.10	1.14	98.88	0.25	0.41	0.16	0.48	99.30	0	0.09	0.09	100.00	100.00	100.00	98.29	91.97	100.00	97.45
	TATA CDMA	0.01	0.00	99.10	0.00	0.05	0.48	3.63	99.12	0	0.00	0.00	100.00	100.00	100.00	99.37	99.37	100.00	100.00
	TATA GSM	0.00	0.00	99.31	0.12	0.09	0.72	3.62	97.57	0	0.00	0.00	100.00	100.00	100.00	98.03	96.90	100.00	100.00
	Vodafone	0.06	0.00	99.36	0.09	0.65	0.93	1.58	97.63	0	0.62	0.11	97.95	99.56	96.33	99.44	97.81	100.00	98.06
	MTNL CDMA	0.19	0.00	97.53	0.76	0.02	1.50	1.70	96.54	0	NR	NR	NR	NR	NR	NR	NR	NR	NR
MTNL GSM	0.56	1.08	97.67	0.47	0.10	1.49	1.97	95.58	0	0.05	0.00	99.33	100.00	100.00	95.58	95.58	100.00	100.00	
North East	Aircel	6.04	34.57	94.50	0.78	4.05	1.66	15.74	93.21	0	0.00	0.00	100.00	100.00	100.00	96.55	95.34	100.00	100.00
	Airtel	1.01	1.31	95.62	0.50	0.89	1.54	1.67	99.05	0	0.01	0.00	100.00	100.00	100.00	100.00	90.99	100.00	100.00
	BSNL	2.44	9.22	96.43	1.68	2.67	2.92	5.16	94.78	0	0.04	0.04	99.00	100.00	100.00	98.00	97.44	100.00	100.00
	Idea	1.70	1.22	95.87	0.08	1.71	0.57	1.84	96.14	0	0.02	0.03	100.00	100.00	100.00	100.00	99.86	100.00	100.00
	RTL	0.24	0.17	98.53	0.01	0.70	0.26	0.82	98.76	0	0.08	0.10	100.00	100.00	100.00	98.32	96.47	100.00	93.15
	Vodafone	1.54	1.77	98.99	0.42	1.01	0.70	2.61	97.70	0	0.05	0.06	100.00	100.00	100.00	99.86	100.00	100.00	100.00

Annexure 4.1 (Contd.)

Orissa	Aircel	0.84	1.92	97.77	0.67	1.80	1.45	7.00	95.49	0	0.00	0.00	100.00	100.00	100.00	97.30	98.91	100.00	100.00
	Airtel	0.08	0.02	96.44	0.44	1.85	1.11	1.67	95.87	0	0.01	0.00	100.00	100.00	100.00	99.90	95.70	100.00	100.00
	BSNL	1.31	1.88	98.32	0.81	1.68	1.90	2.86	98.04	0	0.01	0.02	100.00	100.00	100.00	99.00	96.18	100.00	100.00
	Idea	0.16	0.56	98.83	0.18	0.41	0.39	0.46	97.00	0	0.01	0.07	100.00	100.00	100.00	98.48	99.92	100.00	100.00
	RCOM CDMA	0.21	1.47	99.78	0.00	0.05	0.10	0.80	99.44	0	0.08	0.04	100.00	100.00	100.00	98.53	99.17	100.00	96.10
	RTL	0.18	0.27	98.16	0.22	0.31	0.28	0.72	99.08	0	0.09	0.17	100.00	100.00	100.00	98.24	94.36	100.00	95.50
	TATA CDMA	0.17	0.29	98.73	0.00	0.02	0.42	2.47	98.25	0	0.00	0.00	100.00	100.00	100.00	99.59	99.73	100.00	100.00
	TATA GSM	0.05	0.02	98.57	0.27	0.64	0.45	1.67	97.62	0	0.00	0.00	100.00	100.00	100.00	95.92	98.33	100.00	100.00
Vodafone	0.11	0.32	99.40	0.28	0.60	0.60	2.49	98.26	0	0.02	0.08	100.00	100.00	100.00	99.06	97.52	100.00	100.00	
Punjab	Aircel	0.12	0.36	98.27	0.06	0.41	0.62	2.50	97.55	0	0.00	0.00	100.00	100.00	100.00	96.94	98.16	100.00	100.00
	Airtel	0.04	0.03	99.25	0.15	0.20	0.61	0.86	98.40	0	0.02	0.00	100.00	100.00	100.00	100.00	95.72	100.00	100.00
	BSNL	0.66	1.95	97.19	0.50	0.87	0.27	1.53	95.96	0	0.05	0.00	100.00	100.00	100.00	100.00	96.48	100.00	100.00
	Idea	0.04	0.01	98.49	0.05	0.23	0.49	1.16	98.15	0	0.08	0.09	100.00	100.00	100.00	99.81	98.34	100.00	100.00
	QTL cdma	0.31	0.00	98.92	0.11	0.09	0.10	0.12	97.95	0	0.00	0.00	100.00	100.00	100.00	96.00	97.00	100.00	100.00
	QTL gsm	0.19	0.60	97.96	0.08	0.14	0.73	0.50	96.75	0	0.00	0.01	100.00	100.00	100.00	100.00	96.55	100.00	100.00
	RCOM CDMA	0.05	0.70	97.86	0.00	0.91	0.03	0.20	98.89	0	0.09	0.09	100.00	100.00	100.00	98.30	95.06	100.00	100.00
	RCOM GSM	0.09	1.11	99.78	0.04	0.09	0.06	0.37	99.34	0	0.08	0.09	100.00	100.00	100.00	98.23	91.24	100.00	100.00
TATA CDMA	0.02	0.00	98.76	0.00	0.07	0.31	4.74	99.10	0	0.00	0.00	100.00	100.00	100.00	99.53	99.66	100.00	100.00	
TATA GSM	0.03	0.08	98.54	0.04	0.31	0.65	3.28	97.25	0	0.00	0.00	100.00	100.00	100.00	99.27	95.06	100.00	100.00	
Vodafone	0.03	0.02	99.82	0.06	0.18	0.55	2.88	97.92	0	0.25	0.09	100.00	100.00	100.00	100.00	98.01	100.00	100.00	
Rajasthan	Aircel	0.11	0.27	97.51	0.26	0.65	0.66	2.71	96.89	0	0.00	0.00	100.00	100.00	100.00	96.19	94.30	100.00	100.00
	Airtel	0.10	0.13	97.86	0.47	1.19	0.64	0.66	99.20	0	0.02	0.00	99.69	100.00	100.00	100.00	97.18	100.00	100.00
	BSNL	1.46	1.73	98.56	0.40	1.22	1.45	1.72	98.57	0	0.04	0.04	100.00	100.00	100.00	95.00	96.80	100.00	100.00
	Idea	0.04	0.04	99.42	0.23	0.30	0.71	2.07	97.51	0	0.06	0.18	100.00	100.00	100.00	99.23	96.49	100.00	100.00
	MTS	0.07	0.00	99.17	0.00	0.08	0.36	0.50	99.22	0	0.00	0.00	100.00	100.00	100.00	99.94	97.09	100.00	100.00
	RCOM CDMA	0.04	0.14	97.80	0.00	0.95	0.13	0.88	98.60	0	0.09	0.09	100.00	100.00	100.00	98.38	91.47	100.00	100.00
	RCOM GSM	0.07	0.37	98.81	0.07	0.17	0.11	0.74	99.40	0	0.09	0.09	100.00	100.00	100.00	98.34	84.12	100.00	100.00
	TATA CDMA	0.11	0.00	98.57	0.00	0.64	0.33	3.99	98.92	0	0.00	0.00	100.00	100.00	100.00	97.49	99.64	100.00	100.00
TATA GSM	0.12	0.00	98.34	0.05	0.07	0.59	3.37	98.80	0	0.00	0.00	100.00	100.00	100.00	98.56	98.34	100.00	100.00	
Vodafone	0.06	0.24	99.65	0.18	0.35	0.69	2.42	96.76	0	0.18	0.12	98.03	100.00	100.00	100.00	98.66	100.00	100.00	
Tamil Nadu	Aircel	0.31	1.25	98.33	0.70	1.14	1.23	5.87	95.51	0	0.00	0.00	100.00	100.00	100.00	89.99	93.65	100.00	100.00
	MTS	0.83	0.00	99.37	0.00	0.05	0.37	2.84	99.19	0	0.00	0.00	100.00	100.00	100.00	98.13	83.86	91.46	100.00
	TATA CDMA	0.02	0.00	98.63	0.00	0.05	0.48	3.66	98.84	0	0.00	0.00	100.00	100.00	100.00	88.71	81.26	100.00	100.00
	TATA GSM	0.06	0.00	99.56	0.09	0.04	0.62	2.84	98.72	0	0.00	0.00	100.00	100.00	100.00	99.48	84.15	100.00	100.00
	Airtel	0.19	1.44	98.78	0.41	1.02	0.83	5.03	98.08	0	0.01	0.00	100.00	100.00	100.00	100.00	91.58	100.00	100.00
	BSNL	0.76	1.77	98.59	0.16	0.54	1.14	2.63	97.02	0	0.03	0.00	100.00	100.00	100.00	100.00	95.76	100.00	100.00
	Idea	0.08	0.05	99.39	0.21	0.25	0.25	0.89	98.18	0	0.09	0.05	100.00	100.00	100.00	99.38	98.15	100.00	100.00
	RCOM CDMA	0.21	0.42	98.00	0.00	0.75	0.23	1.02	98.87	0	0.09	0.02	100.00	100.00	100.00	98.32	90.13	100.00	100.00
RCOM GSM	0.17	0.52	95.76	0.21	0.11	0.09	0.52	99.47	0	0.09	0.09	100.00	100.00	100.00	98.37	88.11	100.00	100.00	
Vodafone	0.12	0.85	99.65	0.19	0.35	0.64	1.95	97.79	0	0.18	0.44	100.00	100.00	99.81	100.00	95.37	100.00	93.65	

Annexure 4.1 (Contd.)

UP-East	Aircel	0.14	0.45	98.85	0.37	0.66	0.53	2.49	97.10	0	0.00	0.00	100.00	100.00	100.00	98.16	96.90	97.67	100.00
	Airtel	0.43	1.24	96.12	0.38	0.60	0.97	2.90	97.05	0	0.01	0.00	100.00	100.00	100.00	100.00	97.76	100.00	100.00
	BSNL	1.79	1.72	97.74	0.88	1.74	1.85	2.69	96.50	0	0.10	0.10	99.10	100.00	100.00	97.00	96.82	100.00	100.00
	Idea	0.44	1.32	97.44	0.89	1.67	1.23	2.76	96.54	0	0.07	0.14	100.00	100.00	100.00	99.63	99.78	100.00	100.00
	RCOM CDMA	0.06	0.73	98.16	0.00	0.62	0.12	1.07	99.09	0	0.09	0.03	100.00	100.00	100.00	98.32	96.13	100.00	94.55
	RCOM GSM	0.05	0.81	97.59	0.25	0.68	0.09	0.60	99.27	0	0.08	0.09	100.00	100.00	100.00	98.31	90.43	100.00	92.31
	TATA CDMA	0.11	0.11	98.14	0.00	0.33	0.34	8.28	99.16	0	0.00	0.00	100.00	100.00	100.00	95.31	99.82	100.00	100.00
	TATA GSM	0.17	0.48	95.87	0.55	1.84	0.95	6.34	96.67	0	0.00	0.00	100.00	100.00	100.00	97.51	89.80	100.00	100.00
	Telenor	0.33	1.14	97.32	0.52	1.44	0.64	1.24	93.56	0	NA	0.02	100.00	100.00	NA	99.23	99.42	NA	NA
	Videocon	0.13	0.00	99.20	0.37	0.03	1.06	0.00	98.99	0	NA	0.00	100.00	100.00	NA	100.00	96.43	NA	100.00
Vodafone	0.11	0.28	98.73	0.28	1.27	0.76	2.62	96.47	0	0.07	0.01	100.00	100.00	100.00	100.00	97.40	100.00	100.00	
UP-West	Aircel	0.14	0.61	98.07	0.23	0.57	0.23	2.08	96.05	0	0.00	0.00	100.00	100.00	100.00	97.69	98.55	100.00	100.00
	Airtel	1.07	1.16	98.87	0.67	0.79	1.36	2.20	95.92	0	0.01	0.00	100.00	100.00	100.00	100.00	97.58	100.00	100.00
	BSNL	1.26	1.82	97.17	0.49	1.29	1.31	2.16	96.44	0	0.01	0.01	100.00	100.00	100.00	100.00	98.18	100.00	100.00
	Idea	0.14	0.24	97.28	0.97	1.86	1.22	2.61	96.60	0	0.06	0.00	99.99	100.00	100.00	99.38	98.64	100.00	100.00
	MTS	0.03	0.00	98.69	0.00	0.00	0.16	2.06	98.32	0	0.00	0.00	100.00	100.00	100.00	98.10	95.58	100.00	100.00
	RCOM CDMA	0.04	0.27	97.39	0.00	0.72	0.12	0.67	98.72	0	0.08	0.02	100.00	100.00	100.00	98.26	96.20	100.00	93.13
	RCOM GSM	0.04	0.30	97.58	0.21	0.26	0.08	0.37	98.94	0	0.08	0.09	100.00	100.00	100.00	98.37	88.77	100.00	96.36
	TATA CDMA	0.15	0.36	99.17	0.00	0.16	0.52	5.19	98.95	0	0.00	0.00	100.00	100.00	100.00	98.07	99.69	100.00	100.00
	TATA GSM	0.22	0.54	98.04	0.23	0.57	0.89	5.22	97.13	0	0.00	0.00	100.00	100.00	100.00	99.27	95.19	100.00	100.00
	Telenor	0.22	0.45	98.06	0.56	1.23	0.52	1.44	95.93	0	NA	0.01	100.00	100.00	NA	99.07	99.51	NA	NA
Videocon	0.28	0.00	99.46	0.07	0.05	0.51	0.00	99.53	0	NA	0.00	100.00	100.00	NA	100.00	97.73	NA	100.00	
Vodafone	0.64	0.77	99.18	0.46	0.82	0.76	2.96	96.57	0	0.19	0.17	100.00	100.00	100.00	100.00	94.39	100.00	100.00	
West Bengal	Aircel	0.89	4.50	97.41	0.47	0.95	1.17	12.01	96.62	0	0.00	0.00	100.00	100.00	100.00	98.11	96.64	100.00	100.00
	Airtel	0.08	0.18	96.29	0.43	1.26	1.28	2.64	95.72	0	0.01	0.00	100.00	100.00	100.00	98.55	88.19	100.00	100.00
	BSNL	1.85	11.04	98.09	1.45	1.46	1.30	12.14	96.39	0	0.03	0.04	99.00	100.00	100.00	97.50	97.85	100.00	100.00
	Idea	0.05	0.19	98.34	0.05	0.16	0.47	0.51	96.93	0	0.04	0.02	100.00	100.00	100.00	96.50	97.15	100.00	100.00
	MTS	0.13	0.00	99.64	0.00	0.08	0.66	2.13	99.84	0	0.00	0.00	100.00	100.00	100.00	99.00	97.59	100.00	100.00
	RCOM CDMA	0.10	0.21	98.11	0.00	0.52	0.13	0.39	98.93	0	0.09	0.07	100.00	100.00	100.00	98.42	74.98	100.00	89.05
	RTL	0.28	0.34	96.76	0.03	0.44	0.13	0.56	97.95	0	0.08	0.18	100.00	100.00	100.00	98.13	71.54	100.00	90.65
	TATA CDMA	0.02	0.00	99.42	0.00	0.00	0.25	1.62	98.12	0	0.00	0.00	100.00	100.00	100.00	99.12	99.41	100.00	100.00
	TATA GSM	0.03	0.00	99.08	0.03	0.10	0.52	2.82	97.79	0	0.00	0.00	100.00	100.00	100.00	96.41	98.81	100.00	100.00
Vodafone	0.05	0.10	99.19	0.61	0.81	0.77	2.56	95.50	0	0.06	0.04	100.00	100.00	100.00	100.00	95.55	100.00	71.25	

Annexure 4.2: Performance of QoS Parameters for Cellular Mobile 3G Service

Performance Monitoring Report on Quality of Service of Cellular Mobile Service Providers for quarter ending, December , 2015											
Name of the Service Area / City	Name of Service Provider	Network Availability		Connection Establishment (Accessibility)			Connection Maintenance (Retainability)			POI	
		BTS and Node-B's Accumulated downtime (not available for service) (%age)	Worst affected BTSs and Node-B's due to downtime (%age)	Call Set-up Success Rate (within licensee's own network)	SDCCH/Paging Channel and RRC Congestion (%age)	TCH and Circuit Switched RAB Congestion (%age)	Call Drop and Circuit Switched Voice Drop Rate: (%age)	Worst affected cells having more than 3% TCH drop (call drop) and Circuit Switched Voice Drop Rate:-CBBH	Connections with good voice quality and Circuit Switch Voice Quality (CSV quality)	Point of Interconnection (POI) Congestion	
		1	2	3	4	5	6	7	8	9	10
		Benchmark	≤ 2%	≤ 2%	≥ 95%	≤ 1%	≤ 2%	≤ 2%	≤ 3%	≥ 95%	≤ 0.5%
Andhra Pradesh	Aircel	0.13	0.30	97.85	1.14	1.20	0.48	4.71	99.81	0	
	Airtel	0.13	0.30	98.63	0.43	0.00	0.47	1.92	99.00	0	
	BSNL	0.67	3.13	97.67	0.90	2.43	0.67	3.57	99.83	0	
	Idea	0.05	0.03	98.95	0.37	0.98	0.27	1.47	99.70	0	
Assam	Aircel	1.99	12.66	97.76	0.07	0.00	0.67	8.13	99.05	0	
	Airtel	0.54	1.44	97.63	0.83	0.22	0.72	1.27	98.62	0	
	BSNL	1.87	1.93	96.33	0.00	0.00	2.00	2.87	95.70	0	
	RTL	1.03	1.45	96.96	0.61	0.03	1.42	1.96	99.84	0	
Bihar	Aircel	2.19	11.68	93.35	0.98	0.26	1.19	11.79	99.04	0	
	Airtel	0.03	0.09	98.65	0.11	0.62	0.60	2.55	98.90	0	
	BSNL	3.08	8.72	95.00	0.05	0.62	1.92	6.07	96.85	0	
	RTL	0.23	0.60	97.16	0.45	0.05	1.21	2.03	99.84	0	
Chennai	Airtel	1.75	27.94	99.35	0.16	0.46	0.29	1.00	99.56	0	
	BSNL	1.27	1.90	98.00	0.90	1.87	1.63	1.90	96.30	0	
	Vodafone	0.75	4.31	99.73	0.13	0.08	0.33	1.50	98.97	0	
Delhi	Airtel	0.24	0.53	98.81	0.11	0.09	0.41	2.20	98.81	0	
	Idea	0.06	0.00	99.81	0.02	0.01	0.51	2.71	98.35	0	
	MTNL	0.57	1.60	96.83	0.67	1.83	1.60	2.00	96.30	0	
	RCOM	0.22	0.80	98.99	0.09	0.24	0.50	1.54	99.61	0	
	Vodafone	0.18	1.03	100.02	0.05	0.04	0.49	2.69	98.84	0	
Gujarat	BSNL	1.07	1.73	96.33	0.77	1.27	1.70	2.47	100.00	0	
	Idea	0.06	0.21	99.65	0.35	0.16	0.39	2.39	98.93	0	
	Tata	0.03	0.03	98.69	0.17	0.41	0.55	3.34	99.68	0	
	Vodafone	0.03	0.12	99.76	0.15	0.04	0.21	1.59	98.97	0	
Haryana	BSNL	1.53	1.60	97.00	0.67	0.97	1.47	1.67	96.73	0	
	Idea	0.01	0.00	99.55	0.29	0.04	0.26	1.27	98.97	0	
	Tata	0.14	0.12	99.75	0.38	0.51	0.19	1.20	98.76	0	
	Vodafone	0.05	0.07	99.77	0.03	0.01	0.28	2.68	98.36	0	

Annexure 4.2 (Contd.)

Himachal Pradesh	Airtel	0.14	0.20	98.10	0.36	0.10	0.79	1.38	98.47	0
	BSNL	1.93	1.70	96.33	0.80	1.07	1.83	2.80	96.43	0
	Idea	0.16	0.14	98.41	0.67	0.38	1.57	1.92	97.66	0
	RTL	0.15	0.00	98.21	0.61	0.00	0.67	1.69	99.91	0
Jammu & Kashmir	Aircel	0.91	6.96	96.30	0.41	0.13	2.36	21.22	97.99	0
	Airtel	0.20	0.14	98.09	0.10	0.04	0.76	1.51	98.88	0
	BSNL	1.73	0.37	96.00	0.87	1.23	1.40	1.83	97.33	0
	Idea	0.44	1.45	97.85	0.62	0.45	1.36	2.30	97.99	0
	RCOM	0.22	0.95	97.42	0.17	0.94	0.84	1.82	99.74	0
Karnataka	Aircel	0.47	1.55	98.51	0.83	0.57	0.45	4.02	99.80	0
	Airtel	0.26	1.70	98.99	0.11	0.34	0.24	1.91	99.63	0
	BSNL	1.03	1.87	98.00	0.63	1.00	0.77	2.73	98.10	0
	Tata	0.14	0.32	98.56	0.75	1.00	0.44	2.12	99.03	0
	Vodafone	0.50	1.12	99.89	0.05	0.03	0.18	0.92	99.75	0
Kerala	Aircel	0.16	0.43	97.77	0.77	1.02	1.07	2.52	97.27	0
	BSNL	0.40	0.83	96.67	0.07	0.73	1.13	0.10	99.83	0
	Idea	0.07	0.02	99.51	0.67	0.20	0.37	1.86	97.70	0
	Tata	0.14	0.00	98.50	0.46	0.56	0.44	3.00	99.75	0
	Vodafone	0.13	0.00	99.76	0.09	0.01	0.24	1.20	99.76	0
Kolkata	Aircel	0.17	0.67	98.75	0.70	0.18	0.33	2.71	99.25	0
	Airtel	0.00	0.00	99.46	0.00	0.01	0.54	2.78	99.36	0
	BSNL	2.93	6.43	98.33	0.50	2.37	0.83	3.40	99.80	0
	RTL	0.23	0.91	97.24	0.55	0.01	0.83	1.75	99.89	0
	Vodafone	0.05	0.15	99.84	0.01	0.01	0.33	2.13	99.01	0
Madhya Pradesh	BSNL	1.83	1.75	96.33	0.83	1.32	0.88	2.38	96.68	0
	Idea	0.07	0.10	99.44	0.24	0.19	0.73	2.17	98.96	0
	RTL	0.11	0.07	97.53	0.51	0.01	0.89	1.97	99.87	0
	tata	0.04	0.03	97.75	0.68	0.94	0.41	2.36	99.72	0
Maharashtra	BSNL	1.87	1.83	95.00	0.30	1.57	1.60	2.30	96.07	0
	Idea	0.06	0.10	99.60	0.48	0.15	0.30	2.25	98.62	0
	Tata	0.05	0.00	97.16	1.26	0.75	0.58	3.56	100.00	0
	Vodafone	0.17	0.64	99.75	0.26	0.05	0.29	2.16	98.90	0
Mumbai	Airtel	0.02	0.00	98.62	0.08	0.14	0.43	2.11	99.07	0
	MTNL	0.56	1.27	96.19	0.83	0.45	1.47	2.55	98.92	0
	RCOM	0.08	0.49	98.17	0.08	0.19	0.46	1.31	99.65	0
	Vodafone	0.08	0.00	99.82	0.02	0.02	0.40	2.08	97.82	0
North East	Aircel	6.37	36.68	98.37	0.33	0.09	1.41	14.67	97.93	0
	Airtel	1.66	1.54	96.88	0.60	0.50	1.27	1.65	97.96	0
	BSNL	1.68	8.33	95.67	2.12	2.53	2.38	2.90	96.00	0
	RTL	1.16	1.30	97.68	0.49	0.02	1.30	1.86	99.77	0

Annexure 4.2 (Contd.)

Orissa	Aircel	0.89	1.67	97.31	0.49	0.08	1.47	8.13	98.94	0
	BSNL	1.63	1.87	96.67	0.93	1.80	1.37	2.17	98.03	0
	RTL	0.28	1.42	97.77	0.47	0.01	1.06	1.91	99.89	0
Punjab	Aircel	0.23	0.99	99.03	0.33	0.06	0.49	6.14	99.08	0
	BSNL	0.53	1.87	99.00	0.77	0.30	0.33	0.70	97.70	0
	Idea	0.04	0.03	99.36	0.45	0.25	0.66	1.81	99.44	0
	RCOM	0.05	0.04	99.05	0.01	0.16	0.26	1.56	99.74	0
	Tata	0.04	0.12	98.54	0.35	1.09	0.22	1.36	99.10	0
Rajasthan	Airtel	0.19	0.26	99.02	0.27	0.44	0.54	1.23	98.90	0
	BSNL	1.57	1.77	96.67	0.67	1.13	1.67	2.67	97.23	0
	RCOM	0.21	0.80	98.60	0.02	0.30	0.37	1.85	99.70	0
	Tata	0.00	0.00	100.00	0.00	0.00	0.00	0.00	100.00	0
Tamil Nadu	Aircel	0.41	1.43	98.09	0.72	0.07	0.52	5.46	99.45	0
	Airtel	0.14	1.30	99.82	0.03	0.09	0.17	1.72	99.38	0
	BSNL	0.50	1.57	97.67	0.20	1.50	0.10	0.63	99.63	0
	Vodafone	0.08	0.22	99.86	0.03	0.01	0.25	2.05	99.05	0
UP-East	Aircel	0.16	0.23	99.05	0.35	0.00	0.63	6.17	99.79	0
	BSNL	1.67	1.60	96.67	0.90	1.33	1.60	1.70	96.50	0
	Idea	0.42	1.59	99.36	0.78	0.18	0.51	2.47	98.66	0
	Vodafone	0.50	2.93	99.79	0.06	0.01	0.32	2.94	98.94	0
UP-West	Airtel	1.32	1.79	99.48	0.11	0.00	0.57	1.18	98.78	0
	BSNL	1.27	1.47	97.17	0.73	1.37	1.12	1.85	96.65	0
	Idea	0.37	1.37	99.25	0.90	0.42	0.27	2.37	99.23	0
	Tata	0.24	0.53	98.26	0.50	1.26	0.40	3.14	99.13	0
West Bengal	Aircel	0.63	2.87	98.58	0.23	0.39	0.30	3.79	99.26	0
	Airtel	0.14	0.15	99.22	0.29	1.02	0.69	2.67	99.10	0
	BSNL	1.83	10.17	95.83	0.58	0.88	1.00	7.27	95.65	0
	RTL	0.38	0.74	97.06	0.50	0.01	1.23	1.53	99.85	0
	Vodafone	0.04	0.09	99.78	0.06	0.05	0.46	2.35	98.94	0

Annexure 4.3: Performance of QoS Parameters for Basic (Wire-line) Service

Quarterly Performance Monitoring Report (PMR) on QoS of Basic Telephone Service (Wireline) for QE December, 2015

Sl. No.	Name of Service Area	Name of Service Provider	Faults incidences (No. of faults/100 Subs./month)	Fault Repair					Rent Rebate	Mean Time to Repair (MTTR)	POI		Metering and Billing				Response time to the customer for Assistance		Termination / closure of service	
				% of faults repaired by next working day	% of faults repaired within 5 days	% of faults repaired by next working day	% of faults repaired within 7 days	Point of Interconnection (POI) Congestion (No. of POIs not meeting the benchmark)			Metering and Billing credibility - post paid	Metering and billing credibility pre paid	Resolution of billing/charging/ validity complaints	Period of applying credit/ waiver/ adjustment to customer's account from date of receipt of complaints	Accessibility of call centre/ customer care	Percentage of calls answered by the operators (voice to voice) within 90 seconds	%age requests for Termination / Closure of service complied within 7 days	Time taken for refund of deposits after closures		
																			Benchmarks	
				≤7	For urban areas by next working day: ≥ 85%	For urban areas: ≥ 100%	For rural and hilly areas: ≥ 75%	For rural and hilly areas: ≥ 100%			≤ 10 Hrs	≤ 0.5%	≤ 0.1%	≤ 0.1%	98% within 4 weeks	100% within 6 weeks	1 week of resolution of complaint	≥ 95%	≥ 95%	100% within 7 days
1	A&N	BSNL	4.00	95.00%	100.00%	95.00%	100%	28	7.00	0.00	0.10%	0.00	98.00%	100.00%	100.00%	100.00%	99.00%	100.00%	100.00%	
2	AP	Reliance	0.09	100.00%	100.00%	NA	NA	0	4.70	0.00	0.00%	NA	100.00%	100.00%	100.00%	98.40%	97.53%	100.00%	100.00%	
3		TTSL	4.41	99.00%	100.00%	100.00%	100.00%	1	3.4	0.00	0.00%	NA	100.00%	100.00%	100.00%	100.00%	93.00%	100.00%	100.00%	
4		Vodafone	0.56	100.00%	100.00%	NA	NA	NA	0.35	0.00	0.00%	NA	NA	NA	NA	96.00%	100.00%	100.00%	NA	
5		Bharti	2.39	85.84%	100.00%	NA	NA	0	6.98	0.00	0.03%	NA	100.00%	100.00%	100.00%	100.00%	64.24%	100.00%	100.00%	
6		BSNL	4.00	94.00%	100.00%	87.00%	100%	221	7.00	0.00	0.01%	0.00	100.00%	100.00%	100.00%	97.73%	97.69%	100.00%	100.00%	
7	ASM	Vodafone	1.76	100.00%	100.00%	NA	NA	NA	1.45	0.00	0.00%	NA	NA	NA	NA	96.00%	100.00%	NA	NA	
8		BSNL	4.00	96.00%	100.00%	97.00%	100%	232	3.00	0.00	0.06%	0.00	100.00%	100.00%	100.00%	99.30%	99.33%	100.00%	100.00%	
9	BH	Reliance	0.00	NA	NA	NA	NA	0	0.00	0.00	0.00%	NA	NA	NA	NA	98.40%	97.53%	100.00%	100.00%	
10		TTSL	0.74	100.00%	100.00%	100.00%	100.00%	0	1.9	0.00	0.00%	NA	100.00%	100.00%	100.00%	100.00%	98.00%	100.00%	100.00%	
11		Vodafone	1.97	100.00%	100.00%	NA	NA	NA	1.04	0.00	0.00%	NA	NA	NA	NA	96.00%	100.00%	100.00%	NA	
12		BSNL	4.00	97.00%	100.00%	95.00%	100%	0	4.00	0.00	0.00%	0.00	100.00%	100.00%	100.00%	98.92%	99.33%	100.00%	100.00%	
13	Chattisgarh	BSNL	4.00	97.00%	100.00%	97.00%	100%	778	6.00	0.00	0.01%	0.00	99.00%	100.00%	100.00%	96.65%	96.77%	100.00%	100.00%	
14	CN	Reliance	0.02	100.00%	100.00%	NA	NA	0	5.40	0.00	0.01%	NA	100.00%	100.00%	100.00%	98.40%	97.53%	100.00%	100.00%	
15		Vodafone	0.95	100.00%	100.00%	NA	NA	NA	6.12	0.00	0.00%	NA	NA	NA	NA	96.00%	100.00%	NA	NA	
16		BSNL	5.00	95.00%	100.00%	95.00%	100%	820	5.00	0.00	0.00%	0.00	100.00%	100.00%	100.00%	98.28%	98.03%	100.00%	100.00%	
17	DEL	Reliance	0.03	100.00%	100.00%	NA	NA	0	5.00	0.00	0.01%	NA	100.00%	100.00%	100.00%	98.40%	97.53%	100.00%	100.00%	
18		TTSL	0.00	100.00%	100.00%	100.00%	100.00%	0	2.5	0.00	0.00%	NA	100.00%	100.00%	100.00%	100.00%	91.00%	100.00%	100.00%	
19		Vodafone	0.53	100.00%	100.00%	NA	NA	NA	1.41	0.00	0.00%	NA	NA	NA	NA	96.00%	100.00%	100.00%	NA	
20		Bharti	3.82	89.15%	100.00%	NA	NA	0	4.85	0.00	0.02%	NA	100.00%	100.00%	100.00%	100.00%	82.03%	100.00%	100.00%	
21		MTNL	5.94	85.74%	98.31%	NA	NA	14542	4.70	0.00	0.02%	0.00%	99.71%	100.00%	100.00%	99.55%	99.80%	100.00%	100.00%	
22	GUJ	Reliance	0.49	100.00%	100.00%	NA	NA	0	4.40	0.00	0.01%	NA	100.00%	100.00%	100.00%	98.40%	97.53%	100.00%	100.00%	
23		TTSL	1.05	97.00%	100.00%	100.00%	100.00%	1	3.9	0.00	0.00%	NA	0.00%	0.00%	100.00%	100.00%	93.00%	100.00%	100.00%	
24		Vodafone	0.52	100.00%	100.00%	NA	NA	NA	1.35	0.00	0.00%	NA	NA	NA	NA	96.00%	100.00%	100.00%	NA	
25		Bharti	1.92	94.72%	100.00%	NA	NA	0	5.44	0.00	0.02%	NA	100.00%	100.00%	100.00%	100.00%	67.86%	100.00%	100.00%	
26		BSNL	5.00	95.00%	100.00%	94.00%	100%	551	5.00	0.00	0.02%	0.00	100.00%	100.00%	100.00%	97.75%	97.43%	100.00%	100.00%	
27	HP	Reliance	0.00	NA	NA	NA	NA	0	0.00	0.00	0.00%	NA	NA	NA	NA	98.40%	97.53%	100.00%	100.00%	
28		BSNL	5.00	91.00%	100.00%	96.00%	100%	432	6.00	0.00	0.05%	0.00	98.60%	100.00%	100.00%	96.52%	100.00%	100.00%	100.00%	

Annexure 4.3 (Contd.)

29	HR	Vodafone	0.00	NA	NA	NA	NA	NA	0.00	0.00	0.00%	NA	NA	NA	NA	96.00%	100.00%	NA	NA
30		Reliance	0.00	NA	NA	NA	NA	0	0.00	0.00	0.00%	NA	NA	NA	NA	98.40%	97.53%	100.00%	100.00%
31		TTSL	0.40	100.00%	100.00%	100.00%	100.00%	0	1.6	0.00	0.00%	NA	100.00%	100.00%	100.00%	100.00%	96.00%	100.00%	100.00%
32		Bharti	5.92	90.09%	100.00%	NA	NA	0	4.85	0.00	0.02%	NA	100.00%	100.00%	100.00%	100.00%	95.53%	100.00%	100.00%
33	J&K	BSNL	5.00	96.00%	100.00%	96.00%	100%	812	6.00	0.00	0.10%	0.00	100.00%	100.00%	100.00%	96.82%	100.00%	100.00%	100.00%
34		BSNL	5.00	94.00%	100.00%	93.00%	100%	115	6.00	0.00	0.01%	0.00	98.00%	100.00%	100.00%	97.07%	100.00%	100.00%	100.00%
35	JHAR	BSNL	2.00	96.00%	100.00%	90.00%	100%	483	6.00	0.00	0.09%	0.00	98.00%	100.00%	100.00%	99.51%	99.33%	100.00%	100.00%
36	KER	Vodafone	0.56	100.00%	100.00%	NA	NA	NA	0.24	0.00	0.00%	NA	NA	NA	NA	96.00%	100.00%	NA	NA
37		Reliance	0.13	100.00%	100.00%	NA	NA	0	4.90	0.00	0.01%	NA	100.00%	100.00%	100.00%	98.40%	97.53%	100.00%	100.00%
38		TTSL	0.00	NA	na	100.00%	100.00%	0	0	0.00	0.00%	NA	100.00%	100.00%	100.00%	100.00%	96.00%	100.00%	100.00%
39		Bharti	2.70	86.90%	100.00%	NA	NA	0	4.73	0.00	0.01%	NA	100.00%	100.00%	100.00%	100.00%	77.75%	100.00%	100.00%
40	KOL	BSNL	5.00	91.00%	100.00%	90.00%	100%	1050	8.00	0.00	0.03%	0.00	99.82%	100.00%	100.00%	96.09%	96.08%	100.00%	100.00%
41		Vodafone	0.62	100.00%	100.00%	NA	NA	NA	1.47	0.00	0.00%	NA	NA	NA	NA	96.00%	100.00%	NA	NA
42		Reliance	0.07	100.00%	100.00%	NA	NA	0	4.30	0.00	0.02%	NA	100.00%	100.00%	100.00%	98.40%	97.53%	100.00%	100.00%
43		Bharti	3.63	87.20%	100.00%	NA	NA	0	6.46	0.00	0.01%	NA	100.00%	100.00%	100.00%	98.69%	95.52%	100.00%	100.00%
44	KTK	BSNL	7.00	91.00%	100.00%	NA	NA	388	8.00	0.00	0.00%	0.00	98.48%	100.00%	100.00%	99.61%	99.33%	100.00%	100.00%
45		Vodafone	1.00	100.00%	100.00%	NA	NA	NA	1.30	0.00	0.00%	NA	NA	NA	NA	96.00%	100.00%	100.00%	NA
46		Reliance	0.02	100.00%	100.00%	NA	NA	0	4.90	0.00	0.01%	NA	100.00%	100.00%	100.00%	98.40%	97.53%	100.00%	100.00%
47		TTSL	0.49	97.00%	100.00%	100.00%	100.00%	0	4.5	0.00	0.00%	NA	100.00%	100.00%	100.00%	100.00%	94.00%	100.00%	100.00%
48	MH	Bharti	2.58	86.10%	100.00%	NA	NA	0	4.99	0.00	0.03%	NA	100.00%	100.00%	100.00%	100.00%	68.90%	100.00%	100.00%
49		BSNL	4.00	97.00%	100.00%	95.00%	100%	1944	6.00	0.00	0.10%	0.00	100.00%	100.00%	100.00%	96.96%	96.82%	100.00%	100.00%
50		Bharti	1.45	95.26%	100.00%	NA	NA	0	4.79	0.00	0.01%	NA	100.00%	100.00%	100.00%	100.00%	81.97%	100.00%	100.00%
51		BSNL	5.00	92.00%	100.00%	85.00%	100%	927	6.00	0.00	0.01%	0.00	100.00%	100.00%	100.00%	95.69%	95.71%	100.00%	100.00%
52	MP	Reliance	0.20	100.00%	100.00%	NA	NA	0	4.80	0.00	0.02%	NA	100.00%	100.00%	100.00%	98.40%	97.53%	100.00%	100.00%
53		Vodafone	0.29	100.00%	100.00%	NA	NA	NA	1.49	0.00	0.00%	NA	NA	NA	NA	96.00%	100.00%	100.00%	NA
54		TTSL	0.96	97.00%	100.00%	100.00%	100.00%	0	4.5	0.00	0.00%	NA	100.00%	100.00%	100.00%	100.00%	90.00%	100.00%	100.00%
55		Vodafone	1.21	100.00%	100.00%	NA	NA	NA	0.35	0.00	0.00%	NA	NA	NA	NA	96.00%	100.00%	NA	NA
56	MUM	Reliance	0.17	100.00%	100.00%	NA	NA	0	4.40	0.00	0.01%	NA	100.00%	100.00%	100.00%	98.40%	97.53%	100.00%	100.00%
57		TTSL	1.00	100.00%	100.00%	100.00%	100.00%	0	2.3	0.00	0.00%	NA	100.00%	100.00%	100.00%	100.00%	97.00%	100.00%	100.00%
58		Bharti	6.31	91.97%	100.00%	NA	NA	0	4.13	0.00	0.08%	NA	100.00%	100.00%	100.00%	100.00%	84.43%	100.00%	100.00%
59		BSNL	4.00	88.00%	100.00%	86.00%	100%	547	4.00	0.00	0.10%	0.00	98.00%	100.00%	100.00%	96.64%	96.58%	100.00%	100.00%
60	NE	Vodafone	0.28	100.00%	100.00%	NA	NA	NA	0.47	0.00	0.00%	NA	NA	NA	NA	96.00%	100.00%	100.00%	NA
61		Bharti	0.98	93.98%	100.00%	NA	NA	0	5.42	0.00	0.00%	NA	100.00%	100.00%	100.00%	100.00%	81.01%	100.00%	100.00%
62		MTNL	3.73	94.94%	99.93%	NA	NA	12152	5.76	0.00	0.02%	NA	99.43%	100.00%	NA	96.25%	96.16%	99.70%	100.00%
63		Reliance	0.06	100.00%	100.00%	NA	NA	0	4.20	0.00	0.01%	NA	100.00%	100.00%	100.00%	98.40%	97.53%	100.00%	100.00%
64	NE-I	TTSL	2.01	94.00%	100.00%	100.00%	100.00%	3	7.1	0.00	0.00%	NA	81.00%	81.00%	100.00%	100.00%	90.00%	100.00%	100.00%
65		Vodafone	0.00	NA	NA	NA	NA	NA	NA	0.00	0.00%	NA	NA	NA	NA	96.00%	100.00%	NA	NA
66		BSNL	4.00	92.00%	100.00%	96.00%	100%	22	6.00	0.00	0.02%	0.00	98.00%	100.00%	100.00%	98.75%	99.33%	100.00%	100.00%
67	NE-II	BSNL	3.00	98.00%	100.00%	100.00%	100%	132	2.00	0.00	0.01%	0.00	100.00%	100.00%	100.00%	100.00%	99.33%	100.00%	100.00%

Annexure 4.3 (Contd.)

68	OR	Reliance	0.00	NA	NA	NA	NA	0	0.00	0.00	0.00%	NA	NA	NA	NA	98.40%	97.53%	100.00%	100.00%
69		TTSL	0.78	98.00%	100.00%	100.00%	100.00%	0	2.9	0.00	0.00%	NA	100.00%	100.00%	100.00%	100.00%	100.00%	100.00%	100.00%
70		BSNL	6.00	94.00%	100.00%	87.00%	100%	636	5.00	0.00	0.09%	0.00	99.00%	100.00%	100.00%	99.25%	99.33%	100.00%	100.00%
71		Vodafone	1.90	100.00%	100.00%	NA	NA	NA	2.45	0.00	0.00%	NA	NA	NA	NA	96.00%	100.00%	NA	NA
72	PB	Vodafone	0.54	100.00%	100.00%	NA	NA	NA	3.07	0.00	0.00%	NA	NA	NA	NA	96.00%	100.00%	NA	NA
73		Reliance	0.13	100.00%	100.00%	NA	NA	0	4.10	0.00	0.00%	NA	100.00%	100.00%	100.00%	98.40%	97.53%	100.00%	100.00%
74		TTSL	0.23	100.00%	100.00%	100.00%	100.00%	0	2.2	0.00	0.00%	NA	100.00%	100.00%	100.00%	100.00%	95.00%	100.00%	100.00%
75		Bharti	3.74	86.53%	100.00%	NA	NA	0	5.24	0.00	0.02%	NA	100.00%	100.00%	100.00%	100.00%	95.22%	100.00%	100.00%
76		Quadrant	2.49	89.50%	100.00%	100.00%	100.00%	0	9.09	0.00	0.00%	NA	100.00%	100.00%	100.00%	95.00%	96.00%	100.00%	100.00%
77	RAJ	BSNL	5.00	91.00%	100.00%	92.00%	100%	723	6.00	0.00	0.03%	0.00	98.00%	100.00%	100.00%	95.14%	100.00%	100.00%	100.00%
78		Reliance	0.05	100.00%	100.00%	NA	NA	0	4.30	0.00	0.01%	NA	100.00%	100.00%	100.00%	98.40%	97.53%	100.00%	100.00%
79		TTSL	0.23	100.00%	100.00%	100.00%	100.00%	0	1.6	0.00	0.00%	NA	100.00%	100.00%	100.00%	100.00%	97.00%	100.00%	100.00%
80		Vodafone	0.56	100.00%	100.00%	NA	NA	NA	1.42	0.00	0.00%	NA	NA	NA	NA	96.00%	100.00%	100.00%	NA
81		Bharti	3.63	91.72%	100.00%	NA	NA	0	4.05	0.00	0.01%	NA	100.00%	100.00%	100.00%	100.00%	95.62%	100.00%	100.00%
82		Sistema	1.17	92.79%	100.00%	96.40%	100%	0	7.81	0.00	0.05%	0.00%	100.00%	100.00%	100.00%	98.74%	95.51%	100.00%	100.00%
83	TN	BSNL	5.00	96.00%	100.00%	94.00%	100%	769	6.00	0.00	0.00%	0.00	100.00%	100.00%	100.00%	97.17%	100.00%	100.00%	100.00%
84		Reliance	0.12	100.00%	100.00%	NA	NA	0	4.60	0.00	0.00%	NA	100.00%	100.00%	100.00%	98.40%	97.53%	100.00%	100.00%
85		TTSL	0.49	86.00%	100.00%	100.00%	100.00%	0	8.9	0.00	0.00%	NA	100.00%	100.00%	100.00%	100.00%	94.00%	99.00%	100.00%
86		Vodafone	3.45	100.00%	100.00%	NA	NA	NA	4.15	0.00	0.00%	NA	NA	NA	NA	96.00%	100.00%	100.00%	NA
87		Bharti	6.17	86.78%	100.00%	NA	NA	0	6.21	0.00	0.06%	NA	100.00%	100.00%	100.00%	100.00%	48.73%	100.00%	100.00%
88	UPE	BSNL	4.00	93.00%	100.00%	92.00%	100%	3408	8.00	0.00	0.10%	0.00	100.00%	100.00%	100.00%	97.78%	96.87%	100.00%	100.00%
89		Reliance	0.09	100.00%	100.00%	NA	NA	0	4.30	0.00	0.00%	NA	100.00%	100.00%	100.00%	98.40%	97.53%	100.00%	100.00%
90		TTSL	1.61	100.00%	100.00%	100.00%	100.00%	0	1.5	0.00	0.00%	NA	100.00%	100.00%	100.00%	100.00%	100.00%	100.00%	100.00%
91		Vodafone	0.35	100.00%	100.00%	NA	NA	NA	1.21	0.00	0.00%	NA	NA	NA	NA	96.00%	100.00%	NA	NA
92	UPW	Bharti	6.38	87.26%	100.00%	NA	NA	0	5.29	0.00	0.01%	NA	100.00%	100.00%	100.00%	100.00%	92.06%	100.00%	100.00%
93		BSNL	4.00	95.00%	100.00%	92.00%	100%	385	5.00	0.00	0.04%	0.00	100.00%	100.00%	100.00%	96.87%	100.00%	100.00%	100.00%
94		Reliance	0.00	NA	NA	NA	NA	0	0.00	0.00	0.00%	NA	NA	NA	NA	98.40%	97.53%	100.00%	100.00%
95		TTSL	0.10	100.00%	100.00%	100.00%	100.00%	0	0.4	0.00	0.00%	NA	100.00%	100.00%	100.00%	100.00%	100.00%	100.00%	100.00%
96		Vodafone	2.81	100.00%	100.00%	NA	NA	NA	1.10	0.00	0.00%	NA	NA	NA	NA	96.00%	100.00%	NA	NA
97	Uttaranchal	Bharti	6.57	93.85%	100.00%	NA	NA	0	3.68	0.00	0.03%	NA	100.00%	100.00%	100.00%	100.00%	93.53%	100.00%	100.00%
98		BSNL	5.00	96.00%	100.00%	95.00%	100%	595	5.00	0.00	0.04%	0.00	100.00%	100.00%	100.00%	95.88%	100.00%	100.00%	100.00%
99		BSNL	5.00	94.00%	100.00%	94.00%	100%	247	5.00	0.00	0.00%	0.00	98.00%	100.00%	100.00%	97.63%	100.00%	100.00%	100.00%
100	West Bengal	Reliance	0.00	NA	NA	NA	NA	0	0.00	0.00	0.00%	NA	NA	NA	NA	98.40%	97.53%	100.00%	100.00%
101		BSNL	5.00	91.00%	100.00%	92.00%	100%	652	6.00	0.00	0.09%	0.00	100.00%	100.00%	100.00%	99.09%	99.00%	100.00%	100.00%
102		TTSL	0.91	99.00%	100.00%	100.00%	100.00%	1	2.90	0.00	0.00%	NA	100.00%	100.00%	100.00%	100.00%	96.00%	100.00%	100.00%
103		Vodafone	1.11	100.00%	100.00%	NA	NA	NA	0.58	0.00	0.00%	NA	NA	NA	NA	96.00%	100.00%	NA	NA

Annexure 4.4: Quality of Service Performance of Broadband Service Providers

Performance Monitoring Report on Quality of Service of Service Providers providing broadband service (wireline) for Quarter Ending December, 2015																				
Sl. No.	Service Provider	Service area	Service Provisioning	Faults Repair		Billing Performance				Response Time to the Customer for assistance		Bandwidth utilisation/throughput				Service availability /uptime (for all users) in %age	Packet Loss	Network latency (for wired broadband access)		
			%age of connections provided within 15 days of registration of demand	% of faults repaired by next working day (>90%)	% of faults repaired within 3 working day	Rent Rebate	%age of bills disputed	%age of billing complaints resolved within 4 weeks	%age of cases to whom refund of deposits is made within 60 days of closures	%age of calls answered by operator (Voice to voice) within 60 sec	%age of calls answered by operator (Voice to voice) within 90 sec	No. of Intra network links having Bandwidth utilisation >90% during peak hours (TCBH)	No. of Upstream links for International connectivity having bandwidth utilisation >90% during peak hours (TCBH)	% International bandwidth utilization during peak hours (TCBH) (Enclose MRTG) <90%	Broadband Connection Speed available (download) from ISP node to user	Packet loss (for wired broadband access) in %age	User reference point at POP/ISP Gateway node to International gateway (IGSP/NIXI)	User reference point at ISP Gateway node to International nearest NAP port abroad (terrestrial)	User reference point at ISP Gateway node to International nearest NAP port abroad (satellite)	
			100%	>90%	=>99%	in nos.	<2%	100%	100% within 60 days	>60%	>80%	0	0	<90%	>80%	>98%	<1%	<120 ms	<350 ms	<800 ms
1	BSNL	All India	100.00%	94.08%	99.64%	3964	0.07%	100.00%	100.00%	97.90%	98.59%	0	0	74.40%	90.77%	99.69%	0.30%	30	181	NA
2	Bharti Airtel	Andhra Pradesh	100.00%	91.39%	99.68%	13	0.01%	100.00%	100.00%	56.00%	62.00%	0	0	59.28%	98.88%	99.99%	0.00%	38	45	NA
		Delhi	100.00%	91.58%	99.14%	1775	0.01%	100.00%	100.00%	76.00%	82.00%	0	0	79.04%	100.00%	99.98%	0.00%	29	81	NA
		Gujarat	100.00%	94.57%	99.58%	22	0.01%	100.00%	100.00%	66.00%	72.00%	0	NA	NA	100.00%	99.99%	0.00%	28	60	NA
		Haryana	100.00%	91.69%	99.28%	11	0.00%	100.00%	100.00%	91.00%	95.00%	0	NA	NA	100.00%	100.00%	0.00%	37	81	NA
		Karnataka	100.00%	90.36%	99.83%	4019	0.01%	100.00%	100.00%	64.00%	71.00%	0	0	82.50%	100.00%	99.96%	0.00%	27	37	NA
		Kerala	100.00%	92.37%	99.85%	296	0.01%	100.00%	100.00%	72.00%	78.00%	0	NA	NA	100.00%	99.99%	0.00%	49	32	NA
		Kolkata	100.00%	92.72%	99.72%	903	0.01%	100.00%	100.00%	89.00%	93.00%	0	0	81.79%	100.00%	99.99%	0.00%	33	76	NA
		Madhya Pradesh	100.00%	92.30%	99.41%	137	0.01%	100.00%	100.00%	74.00%	82.00%	0	0	71.93%	100.00%	99.97%	0.00%	65	64	NA
		Maharashtra	100.00%	96.15%	99.45%	21	0.00%	100.00%	100.00%	72.00%	78.00%	0	NA	NA	100.00%	99.97%	0.15%	45	60	NA
		Mumbai	100.00%	95.62%	99.45%	48	0.00%	100.00%	100.00%	71.00%	78.00%	0	0	70.63%	100.00%	99.99%	0.02%	24	60	NA
		Punjab	100.00%	91.25%	99.11%	51	0.00%	100.00%	100.00%	90.00%	94.00%	0	0	83.62%	100.00%	99.99%	0.00%	30	90	NA
		Rajasthan	100.00%	92.30%	100.00%	5	0.01%	100.00%	100.00%	88.00%	92.00%	0	NA	NA	100.00%	99.99%	0.00%	33	81	NA
		Tamilnadu	100.00%	93.66%	99.94%	2346	0.01%	100.00%	100.00%	44.00%	49.00%	0	0	61.62%	100.00%	99.83%	0.00%	25	32	NA
Uttar Pradesh - East	100.00%	91.14%	99.32%	31	0.01%	100.00%	100.00%	89.00%	93.00%	0	0	80.23%	100.00%	99.99%	0.00%	43	97	NA		
Uttar Pradesh - West	100.00%	92.82%	99.43%	9	0.00%	100.00%	100.00%	90.00%	94.00%	0	NA	NA	100.00%	99.99%	0.00%	32	81	NA		
3	MTNL	Delhi & Mumbai	99.93%	87.31%	97.52%	17091	0.056%	100.00%	100.00%	89.71%	91.14%	Nil	0	74.58%	89.00%	99.93%	0.56%	42	286	NA
4	Alliance Broadband	Kolkata	100.00%	91.00%	99.00%	0	1.35%	100.00%	Nil	78.00%	95.00%	0	0	76.46%	93.70%	98.00%	0.60%	114	338	783
5	Asianet Satellite	Kerala	100.00%	90.38%	99.47%	Nil	1.91%	100.00%	100.00%	60.38%	80.49%	Nil	0	72.47%	90.00%	99.63%	1.00%	50	270	NA
6	Atria Convergence	All India	97.98%	83.00%	97.00%	22081	0.36%	100.00%	Nil	62.00%	68.00%	0	0	88.26%	90.00%	99.94%	1.00%	50	300	NA
7	Broadband Pacenet India	All India	100.00%	90.40%	99.10%	201	1.00%	100.00%	Nil	82.00%	90.00%	0	0	69.60%	83.00%	99.04%	0.45%	76	265	0
8	Citycom Networks	All India	100.00%	94.10%	99.10%	672	1.01%	100.00%	100.00%	80.00%	84.00%	0	0	35.00%	88.80%	99.60%	1.00%	2	161	NA
9	DEN Networks Ltd.	All India	100.00%	90.01%	99.02%	Nil	NA	NA	NA	71.00%	83.00%	Nil	2	91.57%	94.00%	98.14%	0.00%	31	260	NA
10	Digital Network	Maharashtra & Goa	100.00%	99.43%	99.14%	Nil	0.26%	100.00%	Nil	60.14%	80.32%	Nil	0	80.00%	80.00%	99.23%	1.00%	4	255	600
11	D-VoiS Broadband	All India	100.00%	95.00%	99.00%	0	1.17%	100.00%	NA	96.00%	97.00%	0	Nil	Nil	90.00%	99.99%	0.10%	120	350	800
12	Five Networks	All India	100.00%	99.50%	100.00%	NA	0.00%	100.00%	100.00%	NA	NA	NA	0	NA	90.00%	99.00%	1.00%	NA	NA	NA
13	Gujarat Telelink Pvt.Ltd.	Gujarat	100.00%	95.00%	99.00%	337	0.08%	100.00%	NA	95.00%	99.00%	NA	0	89.48%	92.00%	98.57%	0.00%	11	300	NA
14	Hathway Cable & Dacom Ltd.	Andhra Pradesh	100.00%	99.00%	100.00%	11	1.87%	100.00%	100.00%	91.00%	98.00%	0	0	78.00%	90.00%	99.00%	1.00%	77	302	NA
		Delhi	100.00%	98.00%	99.00%	58	0.63%	100.00%	100.00%	87.00%	91.00%	0	0	77.00%	85.00%	99.00%	1.00%	95	295	NA
		Gujarat	100.00%	92.00%	99.00%	0	0.00%	100.00%	100.00%	87.00%	97.00%	0	0	78.00%	90.00%	100.00%	0.00%	92	265	NA
		Karnataka	100.00%	95.00%	100.00%	201	1.86%	100.00%	100.00%	88.00%	91.00%	0	0	78.00%	90.00%	100.00%	1.00%	80	270	NA
		Maharashtra & Goa	97.50%	93.00%	98.30%	3128	1.72%	100.00%	100.00%	77.00%	80.00%	0	0	79.00%	90.00%	99.00%	1.00%	50	280	NA
		Punjab	100.00%	97.00%	99.00%	0	1.60%	100.00%	100.00%	83.00%	99.00%	0	0	83.00%	85.00%	100.00%	1.00%	90	322	NA
		Uttar Pradesh - West	100.00%	98.00%	99.00%	0	0.86%	100.00%	100.00%	87.00%	91.00%	0	0	82.00%	85.00%	98.84%	1.00%	75	290	NA
		Kolkata	100.00%	100.00%	Nil	0	0.00%	NA	NA	100.00%	100.00%	0	0	25.00%	100.00%	100.00%	0.00%	4	238	NA

Annexure 4.4 (Contd.)

15	Home Systems	Mumbai	100.00%	95.00%	99.99%	0	0.00%	100.00%	NA	70.00%	87.00%	0	0	75.00%	95.00%	99.00%	0.01%	50	295	NA
16	Honesty Net Solutions (I) Pvt. Ltd.	Mumbai	100.00%	95.00%	100.00%	0	Nil	100.00%	Nil	67.00%	100.00%	0	NA	NA	95.00%	98.00%	0.00%	7	66	NA
17	IndusInd Media	All India	100.00%	97.00%	99.00%	34	0.00%	100.00%	100.00%	100.00%	100.00%	0	0	64.59	80.00%	98.00%	1.00%	45	260	NA
18	Meghbela Cable & Broadband Services	Kolkata	100.00%	100.00%	100.00%	0	0.00%	100.00%	100.00%	92.00%	100.00%	0	0	0.00%	100.00%	99.90%	0.00%	60	150	0
		West Bengal	100.00%	100.00%	100.00%	0	0.00%	100.00%	100.00%	93.00%	100.00%	0	0	0.00%	100.00%	99.90%	0.00%	60	150	0
19	Nextra Teleservices Pvt. Ltd.	Delhi	98.00%	96.10%	99.40%	2114	1.10%	100.00%	100.00%	92.00%	96.00%	0	0	88.00%	100.00%	100.00%	1.00%	120	350	NA
20	North East Dataa Network Pvt. Ltd.	Karnataka	100.00%	99.20%	99.99%	0	0.00%	100.00%	100.00%	99.50%	99.50%	0	0	70.00%	90.00%	99.00%	1.00%	100	300	NA
21	Ortel Communications	All India	100.00%	92.63%	99.64%	NA	NA	NA	NA	100.00%	100.00%	0	0	68.59%	92.50%	99.80%	0.00%	87	243	NA
22	Pioneer Elabs Ltd.	Hyderabad	100.00%	90.00%	99.00%	35	0.00%	100.00%	Nil	65.00%	85.00%	0	0	24.00%	60.00%	99.80%	1.00%	5	1	NA
23	Quadrant Televentures	Punjab	100.00%	91.84%	99.16%	1	0.01%	100.00%	100.00%	90.33%	94.33%	Nil	Nil	76.00%	100.00%	99.80%	0.00%	80	280	NA
24	RailTel Corporation																			
25	Rajesh Multichannel	Mumbai	100.00%	98.00%	100.00%	0	0.00%	100.00%	100.00%	97.00%	93.00%	0	0	87.00%	86.00%	99.00%	0.00%	47	250	500
26	Reliance Com. (RCL)	All India	100.00%	100.00%	100.00%	Nil	0.13%	100.00%	100.00%	97.00%	98.00%	0	0	44.00%	90.00%	99.50%	0.47%	19	20	0
27	RK Infratel Ltd.	Gujarat	100.00%	90.71%	99.07%	0	0.00%	100.00%	NA	100.00%	100.00%	0	0	88.79%	85.00%	99.69%	0.00%	120	350	NA
28	Siti Broadband	All India	100.00%	92.00%	99.00%	508	0.00%	100.00%	100.00%	82.00%	87.00%	0	0	81.00%	98.00%	98.33%	0.00%	53	280	NA
29	Southern (SOBTL)	Andhra Pradesh	100.00%	99.00%	100.00%	0	0.00%	100.00%	100.00%	95.00%	100.00%	0	0	78.00%	95.00%	99.00%	0.05%	100	300	500
		Maharashtra	100.00%	97.00%	100.00%	Nil	0.00%	100.00%	NA	76.00%	87.67%	0	0	83.33%	99.00%	100.00%	1.00%	1	47	80
30	Syscon Infoway Pvt. Ltd.	Mumbai	100.00%	96.33%	100.00%	Nil	0.00%	100.00%	NA	82.33%	88.00%	0	0	83.00%	99.00%	100.00%	0.00%	1	47	80
		All India	Nil	83.00%	91.00%	10	0.12%	100.00%	100.00%	87.00%	89.00%	Nil	Nil	51.19%	80.00%	99.20%	0.00%	15	253	NA
32	Tata (TTML)	Maharashtra & Goa	100.00%	94.48%	98.96%	NA	0.00%	85.71%	100.00%	99.00%	99.00%	0	0	78.12%	91.26%	99.09%	0.00%	59	181.36	NA
33	Tata (TTSL)	All India (Pan India)	100.00%	94.70%	98.69%	NA	0.00%	90.91%	100.00%	91.08%	93.93%	0	0	58.50%	92.00%	99.70%	0.00%	60	44.46	NA
34	Vasai Cable	Mumbai	100.00%	93.21%	99.36%	Nil	0.21%	100.00%	Nil	84.61%	91.64%	Nil	0	63.00%	90.00%	100.00%	1.00%	4	255	NA
35	Wish Net Pvt. Ltd.	West Bengal	100.00%	98.56%	100.00%	0	0.03%	100.00%	NA	81.00%	97.67%	0	0	73.39%	100.00%	99.88%	1.00%	20	NA	NA
		Kolkata	100.00%	98.89%	100.00%	0	0.01%	100.00%	NA	81.00%	97.67%	0	0	73.79%	100.00%	99.88%	1.00%	40	NA	NA
36	You Broadband	All India	99.40%	94.00%	99.00%	4617	0.00%	100.00%	100.00%	85.19%	90.45%	NA	0	76.44%	87.39%	99.47%	0.00%	8	271	NA

DNF= Data not as per Format

NR= Data not reported by the Service Provider

NA = Not Applicable

C/DNF= Complied the parameter but Data is not in the required format

Annexure 5.1: List of Multi System Operators (MSOs) who have been granted *Provisional* registration (for 10 years) by Ministry of Information & Broadcasting to operate in Digital Addressable System (DAS) as on 31.12.2015

Sl. No.	Name of MSO	Address	Place for which Provisional Registration was granted	Date of granted of Provisional Registration
1	Asiant Network Pvt. Ltd. 9/15/201 2-BP&L	Asiant Network Pvt. Ltd. IA-59, Phase –I, Ashok Vihar New Delhi-110052.	National Capital Territory of Delhi area	Provisional Registration issued on 19-06-12
2	Ashiana Communication Mcr 9/16/201 2-BP&L	Ashiana Communication Mcr KP-202, 204 Plot No. 24, Vardhman Plaza, Pitampura, Delhi-110088.	National Capital Territory of Delhi area	Provisional Registration issued on 19-06-12
3	Meghbela Cable & Broadband Services (P) Ltd 9/30/201 2-BP&L	Meghbela Cable & Broadband Services (P) Ltd Tapadar house, 48/4a, b.t. road, Kolkata-7000050 West Bengal	Kolkata Metropolitan Area Pan India under Phase – I, II, III, IV	Provisional Registration issued on 22-06-12 Areas revised on 22-06-12
4	Micro Multivision 9/37/201 2-BP&L	Micro Multivision P.O. + Vill-Mallickpur, P.S. – Baruipur, Near Balak Sangha Kolkata – 700145(W.B)	Kolkata Metropolitan Area and in the cities/areas/towns of South 24 Parganas District of the State of West Bengal	Provisional Registration issued on 29-06-12
5	Citi Link Digital Networks Private Limited 9/66/201 2-BP&L	Citi Link Digital Networks Private Limited, H. NO 11-1-888 Chintabavi Chikalguda, Secundrabad – 500061 Andhra Pradesh	Hyderabad and Ranga Reddy districts of the State of Andhra Pradesh	Provisional Registration issued on 30-07-12
6	Hyderabad Incable Digital Services Pvt. Ltd. 9/127/201 2-BP&L	Hyderabad Incable Digital Services Pvt. Ltd., 15-55, P&T Colony Sri Kodandarnagarm Hydera bad – 500060 Telangana	Hyderabad	Provisional Registration issued on 21 -02-13
7	Vaji Communications. 9/138/201 2-BP&L	Vaji Communications. D.No. 2-30-26, 2nd Floor, Sector 7, MVP Colony Visakhapatnam, Andhra Pradesh	Vishakhapatnam	Provisional Registration issued on 21-02-13

Annexure 5.1 (Contd.)

Sl. No.	Name of MSO	Address	Place for which Provisional Registration was granted	Date of granted of Provisional Registration
8	Signum Digital Networks Pvt. Ltd 9/19/201 3-BP&L	Signum Digital Networks Pvt. Ltd Door No.40-13-5, 5th Floor, Sri Rama Chandra Complex, Chandramouli Puram, Near Benz Circle, Vijayawada 520010, Andhra Pradesh	Hyderabad & Visakhapatnam	Provisional Registration issued on 26-02-13
9	Bhaskar Cable Network 9/14/2013 - BP&L	Bhaskar Cable Network 21, Betwa Apatment, T.T. Nagar, Bhopal, Madhya Pradesh	Jabalpur	Provisional Registration issued on 07-03-13
10	Spacecom 9/42/2013 - BP&L	Spacecom Kanke Road Ranchi 834008, Jharkhand	Ranchi	Provisional Registration issued on 15-03-13
11	Bhawani Rajesh Cable And Dig itech Services Pvt. Ltd 9/36/2012-BP&L	Bhawani Rajesh Cable And Digitech Services Pvt. Ltd 301/302, Runwal Centre, Premises Co-op. Society, B.K.S. Devshi Marg, Deonar, Mumbai-400088 Maharashtra	Municipal Council of Greater Mumbai area of Navi Mumbai, Mumbai, Diva and Kalyan in District Thane and Panvel, and areas of Khopoli and Karjat in Raigad District of Maharashtra Notified under Phase II and III	Provisional Registration issued on 28-06-12
12	Swami Cable TV Networks Ltd. 9/59/201 2-BP&L	Swami Cable TV Networks Ltd. E-7A/371, Sangam Vihar, New Delhi-110062	Cities/Areas/Towns of National Capital Territory of Delhi area and the cities/towns/areas of State of U.P., Punjab, Haryana, Bihar and Rajasthan occurring against Phase-II, Phase-III and IV	Provisional Registration issued on 29-06-12
13	Link Entertainment Pvt. Ltd. 9/23/201 2-BP&L	Link Entertainment Pvt. Ltd. 49/L, Dr. Abani Dutta Road Salkia, Howrah-71 1 106 West Bengal	Howrah, West Bengal	Provisional Registration issued on 22-06-12

Annexure 5.1 (Contd.)

Sl. No.	Name of MSO	Address	Place for which Provisional Registration was granted	Date of granted of Provisional Registration
14	Home Cable Network (P) Ltd. 9/33/2012-BP&L	Home Cable Network (P) Ltd. 16 & 19 CSC (DDA), Sukhdev Vihar, New Delhi- 110025	Cities/towns/areas occurring against Phase I, Phase II, Phase III and Phase IV as notified in the notification of Government	Provisional Registration issued on 18-07-12
15	Gtpl Kolkata Cable And Broadband Pri seva Ltd 9/60/201 2-BP&L	Gtpl Kolkata Cable And Broadband Pri seva Ltd 86, Golaghata Road, Ganga Apartment, 6th Floor Kolkata-700048 West Bengal	Districts of Hooghly, Howrah, Nadia and 24 Parganas (North and south	Provisional Registration issued on 30-07-12
	Ortel Communication Limited. 9/72/201 2-BP&L	Ortel Communication Limited. B-7/1 22A, Safdarjung Enclave, New Delhi - 110029	Phase I, Phase II, Phase III, Phase-IV	Provisional Registration issued on 30-07-12
17	Sri Sumangali Enterprises (Proprietorship Firm), Gulbarga, Karnataka 9/80/201 2-BP&L	Sri Sumangali Enterprises No.-4-601/21/135, 2 nd Floor, Halkatti complex, MG Roadm Badepur, Gulbarga-5851 05 Karnataka	Phase I, Phase II, Phase III, Phase-IV	Provisional Registration issued on 08-08-12
18	Digi Home Cable Entertainment India private limited, Mumbai. 9/78/201 2-BP&L	Digi Home Cable Entertainment India private limited, Unit No. 1 Chankya, Devidayal Road, Mulund West , Mumbai-400080 Maharashtra	Phase I, II, III & IV	Provisional Registration issued on 25-10-12
19	Bhagyanagar Digital Services Pvt. Ltd., Hyderabad 9/99/201 2-BP&L	Bhagyanagar Digital Services Pvt. Ltd., H. No. 5-163, Chintalkunta, Malleshwari Complex, Opp. Vishnu Theatre, LB Nagar, Hyderabad- 74. Telangana	Phase I, II, III & IV	Provisional Registration issued on 25-10-12
20	Seven Star Dot Com Private Limited. 9/71/2012-BP&L	Seven Star Dot Com Private Limited. 3, Mini Jewel, JP Road, Versova, Andheri (W) Mumbai 400061.	Notified area of Mumbai Western Suburb	Provisional Registration issued on 05-09-12
21	GTPL Hathway (Old name as Gujarat Telelink Pvt. Ltd.) 9/73/201 2-BP&L 9/587/2015 - DAS	GTPL Hathway (Old name as Gujarat Telelink Pvt. Ltd.) C- 202, 2nd Floor, Sahajanand shopping Center, Opp. Swaminarayana temple, Shahibaug Ahmedabad – 380004	PAN India	Provisional Registration issued on 30 -07-12 Areas revised on 20.08.2015 Areas re-revised on 29.12.2015

Annexure 5.1 (Contd.)

Sl. No.	Name of MSO	Address	Place for which Provisional Registration was granted	Date of granted of Provisional Registration
22	City Television Network, Coonor 9/86/201 2-BP&L	City Television Network No. 230/231, TPR Complex, Mount Road, (Opp. To Municipal office) Coonor, Nilgiri District, Tamil Nadu Pin 643 102	Notified area in State of Tamil Nadu, excluding Chennai Metropolitan area.	Provisional Registration issued on 05-09-12
23	Hathway Sai Star Cable & Datacom Private Ltd., Mumbai 9/89/201 2-BP&L	Hathway Sai Star Cable & Datacom Private Ltd., Rehejas, 4th floor, Corner of Main Avenue & V P Road, Santacruz West, Mumbai – 400054 Maharashtra	Municipal Council of Greater Mumbai	Provisional Registration issued on 27-09-12
24	Thalainagar Digital Cables (p) Ltd, Chennai 9/88/2012-BP&L	Thalainagar Digital Cables (p) Ltd, No. 16, South Park Street, Venkatapuram, Ambattur, Chennai, 600053. Tamil Nadu	Chennai Metropolitan Area	Provisional Registration issued on -10-12
25	Noida Software Technology Park Limited. 9/76/201 2-BP&L	Noida Software Technology Park Limited Scindia Villa, Sarojini Nagar Ring Road New Delhi -110023	Phase I, II, III & IV	Provisional Registration issued on 06-12-12
26	Dewshree Network Pvt. Ltd., Surat 9/98/201 2-BP&L	Dewshree Network Pvt. Ltd. , Surat 158, Kubernagar-I patel park Apartment, Katargam Surat, Kattargam. Gujarat	Phase I, II, III & IV	Provisional Registration issued on 25-10-12
27	Bharatheeya Cable Vision Ltd, 9/11 1/2012-BP&L	Bharatheeya Cable Vision Ltd 14/1729, Near Genapathy Temple, Vazhuthacaud, Thycaud. P.O, Thiruvananthapuram-1 4, Kerala	Phase-II Cities viz. Hyderabad, Visakhapatnam, Bangalore, Coimbatore & Mysore	Provisional Registration issued on 21-02-13

Annexure 5.1 (Contd.)

Sl. No.	Name of MSO	Address	Place for which Provisional Registration was granted	Date of granted of Provisional Registration
28	Darpita Trading Company Pvt. Ltd. 9/29/201 3-BP&L	Darpita Trading Company Pvt. Ltd. Siddharth Chambers, 2nd Floor, Opp. Nilkanth Chaya Building, Adharwadi Chowk, Kalyan West 421 301 Maharashtra	Bangalore, Hyderabad, Ahmedabad, Pune, Surat, Kanpur, Nagpur, Indore, Thane, Pimpri-Chinchwad, Nashik, Vadodara, Faridabad, Ghaziabad, Rajkot, Kalyan- Dombivali, Navi Mumbai, Solapur, Mysore, Jaipur, Lucknow, Bhopal, Ludhiana, Agra, Meerut & Varanasi	Provisional Registration issued on 26-02-13
29	Fastway Transmissions Private Limited 9/41/2013 - BP&L 9/353/2015 - DAS	Fastway Transmissions Private Limited SCO 16-17, Top Floor, Sector 34-A, Chandigarh	all 38 Phase II cities Under Phase – II, III & IV cities in PAN India	Provisional Registration issued on 28-03-13 Area Revised on 31.12.2015
30	Siti Vision Digital Media Pvt. Ltd. 9/62/2013 - BP&L	Siti Vision Digital Media Pvt. Ltd. B-10, Essel House, Lawrecne Road, Industrial Area, Delhi-110035	all 38 Phase II cities	Provisional Registration issued on 28-03-13
31	City Online Services Ltd, 9/108/201 2-BP&L	Citi Online Services Ltd,701, Aditya Trade Center, Ameerpet,, Hyderabad- 500038 Telanagana	Hyderabad, Vishakhapatnam, Banglore & Mysore	Provisional Registration issued on 21 -02-13
32	DL GTPL Cabnet Pvt. Ltd 9/134/2012-BP&L 9/134/201 2-DAS	DL GTPL Cabnet Pvt. Ltd DL House, 417 to 419, Intercity Complex, Near PKS petrol Pump, Puna Kumbhariya Road, Surat 395010, Gujrat	Surat & Nashik, Areas of Surat, Tapi, Navasari & Dang Districts in the State of Gujarat, Dhule, Nandurbar & Jalgaon Districts in the State of Maharashtra except Nasik and Khargon Districts in the State of Madhya Pradesh.	Provisional Registration issued on 26-02-13 Areas revised on 29.12.2015
33	ICE TV Pvt. Ltd. 9/34/2013 - BP&L	ICE TV Pvt. Ltd. 205, Lumbini Rock Castle Aartment, Road No. 6, Banzara Hills Hyderabad 500034 Telangana	Hyderabad & Vishakhapatnam	Provisional Registration issued on 15-03-13

Annexure 5.1 (Contd.)

Sl. No.	Name of MSO	Address	Place for which Provisional Registration was granted	Date of granted of Provisional Registration
34	DEN Enjoy Cable Networks Pvt. Ltd. 9/30/2013 - BP&L	DEN Enjoy Cable Networks Pvt. Ltd. C-148, Mayapuri Industrial Area, Phase II, New Delhi- 1100064	(i) Agra (ii) Allahabad (iii) Ghaziabad (iv) Kanpur (v) Lucknow (vi) Meerut (vii) Varanasi	Provisional Registration issued on 25-03-13
35	Vishal Cable Network 9/56/2013 - BP&L	Vishal Cable Network 110/187, 3rd, Aya Singh Complex, RK Nagar, GT Road, Kanpur 208012 Uttar Pradesh	(i) Agra (ii) Allahabad (iii) Ghaziabad (iv) Kanpur (v) Lucknow (vi) Meerut (vii) Varanasi	Provisional Registration issued on 25-03-13
36	CVR Cable Network Pvt. Ltd. 9/33/2013 - BP&L	CVR Cable Network Pvt. Ltd. 573J, Road No. 82, Jubilee Hills, Hyderabad – 500033 Telangana	Hyderabad & Vishakhapatnam	Provisional Registration issued on 28-03-13
37	Hathway Sukhmrit Cable & Datacom Private Limited 9/38/2013 - BP&L	Hathway Sukhmrit Cable & Datacom Private Limited “Rahejas” 4th Floor”, Corner of Main Avenue & VP Road, Santacruz (W), Mumbai	all 38 Phase II cities	Provisional Registration issued on 28-03-13
38	Reliance Jio Media Private Limited 9/60/201 5-DAS	Reliance Jio Media Private Limited Reliance Corporate Park, B Block Floor 05, Wing 01, Thane Belapur Road, Road, Ghansoli, Navi Mumbai Maharashtra	PAN India	Provisional Registration issued on 17-06-15
39	Bhorer Alo Cable & Broadband Pvt. Ltd. 9/496/2015-DAS	Bhorer Alo Cable & Broadband Pvt. Ltd., H NO.3, WARD 10, BT ROAD, BIBI BAGAN, PANIHATI, KOLKATTA West Bengal	PAN India	Provisional Registration issued on 03-07-15
40	Dausa City Cable Network 9/439/2015-DAS	Dausa City Cable Network LADLA FACTORY, OPP NEHRU PARK, DAUSA, RAJASTHAN 303303	Duasa District	Provisional Registration issued on 26-06-15
41	F.K. Cable T.V. Network 9/196/2015-DAS	F.K. Cable T.V. Network Lal Masji Road, Pheelkhana, Moradabad - 244 001 (Uttar Pradesh)	Uttar Pradesh and Uttrakhand under Phase III and IV	Provisional Registration issued on 03-07-15

Annexure 5.1 (Contd.)

Sl. No.	Name of MSO	Address	Place for which Provisional Registration was granted	Date of granted of Provisional Registration
42	Friends cable Network 09/505/201 5-DAS	Friends cable Network 21, Bhoj Hospital Complex, Dhar, Distt Dhar, 454001 Madhya Pradesh	Entire Dhar district in Madhya Pradesh	Provisional Registration issued on 08-07-15
43	Global Chapter 9/320/2015-DAS	GLOBAL CHAPTER, NAGA SHOPPING ARCADE, SC 34, DIMAPUR, NAGALAND	Dimapur City	Provisional Registration issued on 27-06-15
44	Hindaun City Plus Cable Network 9/164/201 5-DAS	Hindaun City Plus Cable Network Jat ki Sarai, Hindaun City, Karuli Rajasthan 322230	Hindaun city in Karauli district of Rajasthan	Provisional Registration issued on 07-07-15
45	India On Demand Service Pvt. Ltd. 09/330/201 5-DAS	India On Demand Service Pvt. Ltd. R-401, 4th Floor, Remi Biz, Court, Shah Industrial Estate, Opp. Veera Desai Road, Andheri (west) Mumbai	All Districts in Tamil Nadu	Provisional Registration issued on 03-07-15
46	Jagiroad Cable Communication 9/517/201 5-DAS	Jagiroad Cable Communication Morigaon Road, Jagiroad, Morigaon, Assam	Assam under Phase III and IV	Provisional Registration issued on 07-07-15
47	Khanna Star Cable Network, 9/144/2015-DAS	Khanna Star Cable Network, Khanna Bhavan, Near Monal Public School Sanjauli, Shimla, Himachal Pradesh 171006	Himachal Pradesh	Provisional Registration issued on 03-07-15
48	K-Net Private Limited 9/134/2014-BP&L	K-Net Private Limited E7, Top Floor, Kalkaji, New Delhi- 19	All cities and towns covered under Phase 1, II, III and IV	Provisional Registration issued on 03-07-15
49	Lukup Media Pvt. Ltd 9/107/2014-BP&L 9/535/201 5-DAS	Lukup Media Pvt. Ltd 25/2, Norris Road, Rechmond Town, Bangalore Karnataka	Pan India	Areas revised on 21.09.2015
50	Madura Cables 9/311/201 5-DAS	Madura Cables No 2/26, A Perumalkovil Street, Siruvachur, Perambalur, Tamil Nadu: 621212	Perambalur, Arialur and Trichy districts of Tamil Nadu	Provisional Registration issued on 30-06-15
51	Mandvi Dish Antenna 9/97/2015-DAS	Mandvi Dish Antenna KANSARA BAZAAR MANDVI, KUTCH, GUJARAT.	Gujarat, Dadra Nagar Haveli, Daman &Diu under phase III & IV	Provisional Registration issued on 08-07-15

Annexure 5.1 (Contd.)

Sl. No.	Name of MSO	Address	Place for which Provisional Registration was granted	Date of granted of Provisional Registration
52	Santosh Cable Network 09/380/201 5-DAS	Santosh Cable Network SANTOSH KUMAR SINGH VAISHNO DEVI MANDIR, RAMGARH CANTT DISTT RAMGARH, JHARKHANK 829122	Ramgarh, Hazaribagh, Koderma, Bokaro, Dhanbad, Ranchi and Ghatra	Provisional Registration issued on 01.07.2015
53	Sasi Creations 09/85/201 5-DAS	Sasi Creations, G-2, Natchathira Regent, O.A. Ramasamy Stree, Erode, Tamilnadu- 638 009	Tamil Nadu under Phase III and IV,	Provisional Registration issued on 03.07.2015
54	VXL Digital private Limited 09/512/201 5-DAS	VXL Digital private Limited SEALDAH COMMERCIAL COMPLEX, 6TH FLOOR, 1, BELIAGHATA MAIN ROAD, Kolkata West Bengal	Kolkata (phase- I), Howrah, Patna and Ranchi (Phase-II) and Phase III & IV areas of West Bengal, Assam, Bihar, Orrisa, Sikkim, Jharkhand and Tripura	Provisional Registration issued on 27.06.2015
55	Bling Ice Network Pvt. Ltd. 9/172/2015	Bling Ice Network Pvt. Ltd. 139, 2nd floor, Dwarka Complex, Ansari Road, Muzaffar Nagar, Uttar Pradesh 251001	Shamli, Muzaffarnagar, Meerut, Saharanpur, Bijnor, Haridwar & Bagpath	Provisional Registration issued on 06.07.2015
56	Sri Sai Vinayaka Cable Network 9/397/2015 - DAS	Sri Sai Vinayaka Cable Network 12/68/- upstairs, Kadapa Road, Mydukur – 516172, YSR Kadapa District Andhra Pradesh	Andhra Pradesh for Phase II, III & IV	Provisional Registration issued on 09.07.2015
57	Space Link 9/460/2015 – DAS	Space Link No.19, Kaveri Nagar, 2nd Street, Sungagate, Karur Tamilnadu	Tamil Nadu under II, III, & IV	Provisional Registration issued on 09.07.2015
58	Shimla Satellite Cable Pvt. Ltd. 9/103/2015 – DAS	Shimla Satellite Cable Pvt. Ltd. Thakur Vatika Khalini, Shimla Himachal Pradesh -171 001	Himachal Pradesh under III & IV.	Provisional Registration issued on 13.07.2015

Annexure 5.1 (Contd.)

Sl. No.	Name of MSO	Address	Place for which Provisional Registration was granted	Date of granted of Provisional Registration
59	Katni City Cable Network, 9/373/2015 – DAS	Katni City Cable Network, Gurunanak Ward, Katni (Madhya Pradesh -483501	Districts of Katni, Satna, Rewa, Jabalpur, Panna, Damoh and Sagar in Madhya Pradesh	Provisional Registration issued on 13.07.2015
60	Infiniti Television & Telecom Pvt. Ltd. 9/146/2015 – DAS	Infiniti Television & Telecom Pvt. Ltd. A-19A, 2ND FLOOR, MAYAPURI INDUSTRIAL AREAPHASE-2, NEW DELHI	All cities and towns under Phase-I, II, III & IV	Provisional Registration issued on 13.07.2015
61	City Cable Network 9/44/2015 – DAS	City Cable Network Ward No. 07, School Para, Baikunthpurt, Korea, Chhattisgarh-497 335	Chhattisgarh State	Provisional Registration issued on 13.07.2015
62	Digital Cable TV Network 9/132/2014 – DAS	Digital Cable TV Network NEXT TO SBI, AT/PO BARBIL, DISTRICT KEONJHAR, ODHISHA	Keonjhar District in Odisha	Provisional Registration issued on 13.07.2015
63	Das Broadband Digital Communication Pvt. Ltd. 9/297/2015 – DAS	Das Broadband Digital Communication Pvt. Ltd. 13, lakkad pitha nayapura road, mandsaaur, Madhya pradesh	Mandsaur, Neemuch, Ratlam & Ujjain district of Madhya Pradesh, and Distt,Pratapgarh & Chittaurgarh of Rajasthan	Provisional Registration issued on 13.07.2015
64	MGV Digital Network Pvt. Ltd 9/81/2015 – DAS	MGV Digital Network Pvt. Ltd Co-op Store Building, Muslim Bazaar, Abiramam, Ramnad Tamil Nadu	Tamil Nadu under Phase III & IV	Provisional Registration issued on 13.07.2015
65	Nakshyatra Enterprise, 9/301/2015 – DAS	Nakshyatra Enterprise, Kn complex, kk road, barpeta, Assam	Areas of entire Assam	Provisional Registration issued on 13.07.2015
66	Subhodaya Digital Entertainment Pvt, Ltd 9/46/2013 – BP & L	Subhodaya Digital Entertainment Pvt, Ltd, Plot no. 71, tarangini residency, nh-7, spring fields colony, jeedimetla village hyderabad 67 Telangana	In the State of Andhra Pradesh and Telangana under phase II, III & IV.	Provisional Registration issued on 13.07.2015 Amended issued on 31.12.2015
67	Arasan TV & Cable Network 9/163/2014 – BP&L	Arasan TV & Cable Network 26/18, Parvathavathini Street, Ramavarmapuram, Nagercoil, Kanyakumari Tamil Nadu - 629001	Kanyakumari District in Tamil Nadu	Provisional Registration issued on 15.07.2015

Annexure 5.1 (Contd.)

Sl. No.	Name of MSO	Address	Place for which Provisional Registration was granted	Date of granted of Provisional Registration
68	Sagar Cable network. 9/355/2015 – DAS	Sagar Cable network. H-35, Shantivihar Colony, Rajakhedim, Makroniya, Sagar-470002 Madhya Pradesh	Sagar Division of Madhya Pradesh under Phase III & IV	Provisional Registration issued on 21.07.2015
69	Vidarbha Chandrapur Cable Network Pvt. Ltd 9/169/2014 – BP&L	Vidarbha Chandrapur Cable Network Pvt. Ltd Ekdant Plaza, 3rd Floor, Shop No.5, Chota Bazar, Chandrapur, Maharashtra 442401	Chandrapur District in the State of Maharashtra	Provisional Registration issued on 21.07.2015
70	Triveni Digital 9/64/2015 – DAS	Triveni Digital Flat No. 104, Vibham Tower, Lisa Depo Road Indra Nagar, Rishikesh- 249201 Uttrakhand	Areas in the districts of Dehradun, Tehri Garhwal, Pauri Garhwal & Uttarkashi in Uttrakhand	Provisional Registration issued on 21 .07.2015
71	Rupnarayan Cable and Broadband Services Pvt. Ltd 9/234/2015 – DAS	Rupnarayan Cable and Broadband Services Pvt. Ltd Mouza Parbatipur, Plot No.67, JL No.143, Khaitan No.269,0629,988, 1093, Tamluk, Purba Medinapur, W.B.	City/town/areas of entire West Bengal under Phase III and IV, excluding Kolkata and Town areas of Howrah	Provisional Registration issued on 21.07.2015
72	Home Television Network Pvt. Ltd 9/162/2015 – DAS	Home Television Network Pvt. Ltd F2, Kali Das Marg, Bani Park, Jaipur 302016 Rajasthan	Pan India under Phase II, III & IV	Provisional Registration issued on 21.07.2015
73	Chhattisgarh Network 9/157/2014 – BP&L	Chhattisgarh Network Near Punjab National Bank, Raigarh, Chhattisgarh 496001	The district of Rajgarh, Bilaspur, Raipur, Champa- Janjgir, Durg, Korba and Jashpur in Chhattisgarh	Provisional Registration issued on 21.07.2015
74	Kalpana Cable Network 9/48/2015 – DAS	Kalpana Cable Network 393, Balwant Niwas, Phaltan, Distt. Satara- 419523 Maharashtra	Satara district of Maharashtra State	Provisional Registration issued on 21.07.2015

Annexure 5.1 (Contd.)

Sl. No.	Name of MSO	Address	Place for which Provisional Registration was granted	Date of granted of Provisional Registration
75	Cowmalaya Cable vision 9/171/2014 – BP&L	Cowmalaya Cable vision Sreekrishna Theatre Compound, Pallachi Main Road, Kozhinjarama 678555 Tamil Nadu	Kerala state and Coimbatore District in Tamil Nadu state	Provisional Registration issued on 21.07.2015
76	Thriuvananthapuram Entertainment Network Pvt. Ltd 9/422/2015 – DAS	Thriuvananthapuram Entertainment Network Pvt. Ltd AMC XXV 300(3), AMC XXV 300(4), Opp. Old RTO, Chiray;inkil Road, Attingal 695101 Kerala	Entire Kerala	Provisional Registration issued on 21.07.2015
77	T- Sat Relay Centre 9/331/2015 – DAS	T- Sat Relay Centre 19, Rajaji RD, Srinivasapuram, Thanjavur, Tamil Nadu 613009	Phase III & IV DAS areas in Tamil Nadu	Provisional Registration issued on 21 .07.2015
78	Tirupati Communication Pvt. Ltd 9/02/2014 – BP&L	Tirupati Communication Pvt. Ltd Bishnu Rabha Path Panigaon Chai – ali Nagaon, Assam – 782003	District of Nagaon, Morigaon, Sonitpur, Golaghat and Kamrup in Assam	Provisional Registration issued on 21 .07.2015
79	Bhosale Cable Network 9/73/2015 – DAS	Bhosale Cable Network CMC Complex, Shop No.9 and 10, 16th/17th Cross, Near Water Tank, Balulmath Layout, Vidyagiri, Bagalkot 587102 Karnataka	entire Bagalkot district in Karnataka under Phase III & IV	Provisional Registration issued on 21.07.2015
80	Subham Cable Vision 9/177/2015 – DAS	Subham Cable Vision Paikarapur, PO-Janla- 752 055, Distt- Khurdha, Odisha	Areas in Khurdha district in Odisha	Provisional Registration issued on 21.07.2015
81	Uttaranchal Cable Network 9/32/2014 – BP&L	Uttaranchal Cable Network 1, Raja Road, Opp District Court, Dehradun 248001 Uttrakhand	Dehradun, Haridwar, Tehri Garhwal, PauriGharhwal, Rudraprayag, ChamoliGarhwal and Uttarkashi district In state of Uttarakhand under Phase III & IV	Provisional Registration issued on 21.07.2015

Annexure 5.1 (Contd.)

Sl. No.	Name of MSO	Address	Place for which Provisional Registration was granted	Date of granted of Provisional Registration
82	Bengal Broadband & Cable TV Services Pvt. Ltd. 9/480/2015 – DAS	Bengal Broadband & Cable TV Services Pvt. Ltd. 200, BANGUR AVENUE, BLOCK- B KOLKAATTA West Bengal 700055	PAN India under Phase- I, II, III & IV	Provisional Registration issued on 21.07.2015
83	Rajat Sky TV, 9/466/2015 – DAS	Rajat Sky TV, Prop. Rajat Rout, Boulanga, Kanika Pada, Jajpur, Odisha	entire Odisha under Phase III & IV	Provisional Registration issued on 17.07.2015
84	Sri Uday Satvision Pvt. Ltd, 9/15/2014 – BP&L	Sri Uday Satvision Pvt. Ltd, 7/309, Nehru Street, Markarpur Mandal, Distt. Prakasham, Andhra Pradesh 523316	Phase III & IV areas of Prakasham and Guntur Districts of Andhra Pradesh	Provisional Registration issued on 21 .07.2015
85	Sai Citi Cable Network 9/482/2015 – DAS	Sai Citi Cable Network HNo.7/58,Ailapur Korutla Mandal, Karimnagar Distt. Telangana	Telangana stare under Phase II, III& IV	Provisional Registration issued on 21.07.2015
86	The Giddalur Cable Network 9/278/2015 – DAS	The Giddalur Cable Network PB Venkata Reddy Badvel Road, Giddaluru, Prakasham Distt, Andhra Pradesh	Prakasham and Medak Districts Andhra Pradesh And Telangana State respectively under phase III & IV	Provisional Registration issued on 22.07.2015
87	APK Networks 9/30/2015 – DAS	APK Networks 21 /1 028, II Mile, Gudalur, Nilgiris District, Tamilnadu-64321 2	Gudalur, Pandalur, Ooty, Coonor, Kotagiri Taluks of Nilgiris District in Tamil Nadu	Provisional Registration issued on 22.07.2015
88	Star Club 9/201/2015 – DAS	Star Club Vill. Bansihari, District Dakshin Di najpur, West Bangal	West Bengal & Bihar	Provisional Registration issued on 22.07.2015
89	Shimla Broadband Pvt. Ltd 9/150/2015 – DAS	Shimla Broadband Pvt. Ltd Ist floor, Thakur Vatika, Khalini, Shimla Himachal Pradesh	Phase III & IV of Himachal Pradesh State	Provisional Registration issued on 22.07.2015

Annexure 5.1 (Contd.)

Sl. No.	Name of MSO	Address	Place for which Provisional Registration was granted	Date of granted of Provisional Registration
90	Bhima Riddhi Infotainment Pvt. Ltd 9/102/2015 - DAS	Bhima Riddhi Infotainment Pvt. Ltd C.S. No. 446/5, E Ward, 3rd Floor, Kailash Tower, Above Komal Hospital, New Shahupuri Station Road, Kolhapur- 416001 Maharashtra	Maharashtra	Provisional Registration issued on 23.07.2015
91	OM Systems, 9/73/2014-BP&L	OM Systems, Ist Floor, Tandon Complex, Near Gayatri Gate, Civil Ward No.6, Damoh, Madhya Pradesh 470661	Madhya Pradesh under Phase II, III, and IV	Provisional Registration issued on 27.07.2015
92	Ganapati Digital Network, 9/12/2015 - DAS	Ganapati Digital Network, Behind Nagar Palika, Wool Gali, Azad Market, Baraut, Distt Bhagpat , Uttar Pradesh 250611	The district of Baghpat, Shamli, Hapur, Ghaziabad, Muzaffarnagar, Bulandshahar in Uttar Pradesh under phase III & IV	Provisional Registration issued on 27.07.2015
93	Y S Digital Networks Pvt. Ltd 9/99/2015 - DAS	Y S Digital Networks Pvt. Ltd RS No. 755/2B, H.NO. 208, Ward No. 18, Ammavari Thota, Nizuveedu Mandal-521 201 Andhra Pradesh	City/town/village in the states of Andhra Pradesh and Telangana	Provisional Registration issued on 27.07.2015
94	Sanny Digital Communications Pvt. Ltd 9/72/2015 - DAS	Sanny Digital Communications Pvt. Ltd S-87-133/3, IV Floor, Aarsita Complex, Lakshmipuram, Main Road, Guntur- 522 007 Andhra Pradesh	Telangana and Andhra Pradesh	Provisional Registration issued on 28.07.2015
95	Sri Ayyappa Swamy Siti Cable network 9/293/2015 - DAS	Sri Ayyappa Swamy Siti Cable network 9/158, Sreeramulapet, Proddatur, Kadapa Distt Andhra Pradesh	Kurnool, Chittore Anantapur, Kadappa and Prakasam district of Andhra Pradesh	Provisional Registration issued on 28.07.2015
96	Sunny Digital Home Entertainment Pvt. Ltd. 9/50/2015 - DAS	Sunny Digital Home Entertainment Pvt. Ltd., 2-22-298/1/513, 514 & 515, 4th Floor, Padmavathi Plaza, Kukatpally, Hyderabad- 500 072 Telangana	Entire Telangana and Andhra Pradesh region	Provisional Registration issued on 31 .07.2015
97	Unity Cable Operators Network LLP 9/15/2015 - DAS	Unity Cable Operators Network LLP 3rd Floor, Mangalkar Bhavan, Sharda, Central Avenue, Gandhibagh, Nagpur 440032 Maharashtra	Entire Maharashtra under Phase II, III &IV,	Provisional Registration issued on 04.08.2015

Annexure 5.1 (Contd.)

Sl. No.	Name of MSO	Address	Place for which Provisional Registration was granted	Date of granted of Provisional Registration
98	World View Broadband Pvt. Ltd 9/160/2015 - DAS	World View Broadband Pvt. Ltd Star Tract. Seauni, Ali, AT Road, Jorhat, Assam 785001	Assam under Phase III & IV	Provisional Registration issued on 04.08.2015
99	Bharath Digital Vision LLP 9/92/2015 - DAS	Bharath Digital Vision LLP B-84, Upstairs, Anna Nagar, Tennur, Tiruchirappalli, Tamilnadu- 620 017	Tamil Nadu which covers all the DAS notified areas of Phase-I, II, III & IV	Provisional Registration issued on 04.08.2015
100	Shridham Cable Network 9/63/2015 - DAS	Shridham Cable Network Azad Ward, Gotegoan, Distt. Narsinghpur Madhya Pradesh	Areas in Gotegaon Tehsil in Narsingpur district of Madhya Pradesh	Provisional Registration issued on 04.08.2015
101	Devi Cable TV Network, 9/46/2015 - DAS	Devi Cable TV Network, 17-5/1, Main Road, Devarkonda (M & V) Nalgonda Distt-508 248, Telengana	Nalagonda, Mahaboob Nagar and Rangareddy Districts in the state of Telangana	Provisional Registration issued on 04.08.2015
102	P. digital Cable Network 9/128/2015 - DAS	P. digital Cable Network Gandhi Chowk Ganpathi Ward, At/Po- Ner-Parsopant, Distt. -Yavatamal-445- 102 Maharashtra	IN Haryana	Provisional Registration issued on 04.08.2015
103	Shana Satellite Vision & TTN, 9/488/2015 - DAS	Shana Satellite Vision & TTN, 22/95, Dr. George Complex, Mettukadai, Thuckalay, Kanaya Kumari, Tami Nadu	Entire Tamil Nadu (excluding Chennai Metropolitan area and Coimbatore)	Provisional Registration issued on 04.08.2015
104	Apna Cable Network Pvt. Ltd., 9/94/2015 - DAS	Apna Cable Network Pvt. Ltd., C-8, Ocean Plaza, Shalimar Garden, Extn-II, Sahibabad, Ghaziabad Uttar Pradesh	Entire Chhattisgarh	Provisional Registration issued on 04.08.2015
105	Multi Star Digital LLP, 9/94/2013 - BP&L	Multi Star Digital LLP, No.5, Ayukulam Road, Kumbakonam, thanjavur District Tamilnadu	Tamil Nadu except Chennai and Coimbatore	Provisional Registration issued on 04.08.2015
106	Bandikui Infotainment Services, 9/62/2015 - DAS	Bandikui Infotainment Services, Plot No. 116, Jaswant Nagar, Khatipura, Jaipur- 302 012 Rajasthan	Distt. Dausa of Rajasthan	Provisional Registration issued on 04.08.2015

Annexure 5.1 (Contd.)

Sl. No.	Name of MSO	Address	Place for which Provisional Registration was granted	Date of granted of Provisional Registration
107	Raja Network, 9/117/2015 – DAS	Raja Network, GAWAIPUR, WARD NO.6, RAISEN, MADHYA PRADESH	Areas in the districts of Raisen Vidisha, Sehore and Narsingh pur in Madhya Pradesh	Provisional Registration issued on 04.08.2015
108	Shri Rahul Cable Network, 9/158/2014 – BP&L	Shri Rahul Cable Network, 179, Vidya Coloney, Ward No.19, Morshi, Amravati, Maharashtra 444905	Area in the district of Nagpur, in Maharashtra under phase II, District of Nandurbar, Dhule, Jalgaon, Buldana, Akola, Washim, Amravati, Wardha, Nagpur, Bhandara, Gondiya, Gadchiroli, Chandrapur, Yavatmal, Nanded Hingoli, parbhani, Jalna, Aurangabad, Nashik, Ahmadnagar, Bid, Latur, Osmanabad, Solapur in Maharashtra under phase III and IV, District of Betul, Harda, Chhindwara, Seoni, Balaghat, East Nimar, Burhanpur in Madhya Pradesh under Phase III and IV	Provisional Registration issued on 04.08.2015
109	Nova Digital & Broadband Pvt. Ltd., 9/107/2015 – DAS	Nova Digital & Broadband Pvt. Ltd., D-48, Krishna Nagar, Mathura Uttar Pradesh	Mathura distt, Uttar Pradesh	Provisional Registration issued on 04.08.2015
110	Shri Digital Network Pvt. Ltd 9/233/2015 – DAS	Shri Digital Network Pvt. Ltd Nr.D.No.9-208, Opp. Old Kennedy School, Chowdary Pet, Kanuru Vijayawada Andhra Pradesh	Areas in the state of Andhra Pradesh and Telangana	Provisional Registration issued on 04.08.2015
111	Jain Satellite 9/375/2015 – DAS	JAIN SATELLITE, NAZAR BAG, BOHRA GALI, PRATAPGARH Rajasthan	Partapgarh District of Rajasthan	Provisional Registration issued on 04.08.2015
112	Skynel Digital Network, 9/155/2015 – DAS	Skynel Digital Network, 65-C, Kalayarangam Street, Vallioor, Tirunelveli Distt Tamil Nadu	Entire Tamil Nadu (except Chennai Metropolitan and Coimbatore)	Provisional Registration issued on 07.08.2015

Annexure 5.1 (Contd.)

Sl. No.	Name of MSO	Address	Place for which Provisional Registration was granted	Date of granted of Provisional Registration
113	Deep Network, 9/239/2015 – DAS	Deep Network, Abishek Krupa Building, PO/Tal, Khed Distt Ratnagiri, Maharashtra	Khed, Dapoli, and Mandangad areas of Distt. Ratnagiri, Maharashtra	Provisional Registration issued on 07.08.2015
114	Star Cable Network, 9/140/2015 – DAS	Star Cable Network, Teen Batti Chowraha Aklera Distt. Jhalwar – 326001 Rajasthan	Jhalawar and Baran Distircts in Rajasthan and Rajgarh and Guan Distt, in Madhya Pradesh	Provisional Registration issued on 10.08.2015
115	Shri Badri Kedar Digital Cable Network, 9/277/2015 – DAS	Shri Badri Kedar Digital Cable Network, Karanpariyag, Distt Chamoli, Uttarakhand 246 444 Uttrakhand	Uttarakhand Phase III and IV	Provisional Registration issued on 10.08.2015
116	Eastern Media Ltd., 9/341/2015 – BP&L	Eastern Media Ltd., Sambad Bhavan, B 27, Industrial Estate Rasulgarh, Bhubneshwar 751010 Odisha	All Odisha	Provisional Registration issued on 10.08.2015
117	Morena Cable Network 9/253/2015 – DAS	Morena Cable Network Sitaram Gali, Ram Nagar, Morena, 476014 Madhya Pradesh	Areas of Ambah, Porsa, Bhind, Lahar, Datiya, Dabara, Gwalior, Guna, Shipuri, Shyopur, Sabalgarh, Joura and Kailaras	Provisional Registration issued on 10.08.2015
118	Shreeji Cable 9/86/2015 – DAS	Shreeji Cable Shanker Nivas Lodge, Azad Chowk, Kapadwanj, Distt. Kheda- 255 388 Gujarat	City/town/area in the state of Gujarat under phase II, III, & IV,	Provisional Registration issued on 10.08.2015
119	JK KTV Set, 9/413/2015 – DAS	JK KTV Set, Bungalow No.43, Kashmiri Complex, CRPF Road, Neemuch 458441 (Madhya Pradesh)	In the district of Neemuch, Mandsaur, Garoth in Madhya Pradesh and in the district of Pratapgarh, Kota, Jhalawar, Udaipur in Rajasthan	Provisional Registration issued on 10.08.2015
120	Enhance Multi Trade Pvt. Ltd., 9/169/2015 – DAS	Enhance Multi Trade Pvt. Ltd., House No.11, Shri Balaji Nagar, Narela Shankari, Bhopal, Madhya Pradesh	In Madhya Pradesh under Phase-II, III, & IV	Provisional Registration issued on 10.08.2015

Annexure 5.1 (Contd.)

Sl. No.	Name of MSO	Address	Place for which Provisional Registration was granted	Date of granted of Provisional Registration
121	LPS Vision Production 9/217/2015 – DAS	LPS Vision Production LPS, D-7, Zarkawt Aizwal, Mizoram 796007	In the State of Mizoram	Provisional Registration issued on 11.08.2015
122	Sri Shiridi Sai Baba International Dish Antenna, 9/363/2015 – DAS	Sri Shiridi Sai Baba International Dish Antenna, Door No. 3-259-1, Ist Floor, Ath maraswamy, Temple Street, Reddy Vari Palem, C.V. Road, Tadipatri- 515 411 Anathapur Distt. Andhra Pradesh.	Andhra Pradesh, Telangana, Karnataka, Tamil Nadu and Kerala for Phase II, III, IV	Provisional Registration issued on 12.08.2015
123	Cablecast New Media Pvt. Ltd 9/19/2015 – DAS	Cablecast New Media Pvt. Ltd 26/1 first floor 3rd cross street kasturibai nagar, Adyar Chennai-20	In Tamil Nadu	Provisional Registration issued on 12.08.2015
124	Sun Cable Vision 9/464/2015 – DAS	Sun Cable Vision No.46, Gopal Pillaiyar Koil Street, Thiruvannamalai, Tamil Nadu 606601	In the State of Tamil Nadu (except Chennai and Coimba- tore cities) and Chitoor District in Andhra Pradesh	Provisional Registration issued on 18.08.2015
125	Raagul Sat Vision Private Limited 9/401/2015 – DAS	Raagul Sat Vision Private Limited 1/9, Krishna Redd;iyur, Thappakuttai (Post) Elampillai (Via) Sankari (TK), Salem District, Tamil Nadu,	Tamil Nadu under Phase III & IV	Provisional Registration issued on 18.08.2015
126	Dinesh Cable Networks 9/90/2015 – DAS	Dinesh Cable Networks 23, Ram Nagar, Ist Cross, S.S. Colony Madurai-625 016 Tamil Nadu	Entire Tamil Nadu	Provisional Registration issued on 18.08.2015
127	Andaman Cable Network 9/156/2015 – DAS	Andaman Cable Network Shyam Murari Building, Lamba Line, Junglighat, Port Blair 744103 Andaman & Nicobar	Areas in the districts of South Andaman And North Middle Andaman in the U T of Andaman & Nicobar Islands	Provisional Registration issued on 18.08.2015
128	Krishna Teja Digital Cable Network 9/450/2015 – DAS	Krishna Teja Digital Cable Network D. No. 1 3-6-760B, Peddakapu Layout, TP Area Tirupati, Andhra Pradesh	Areas in Municipal Corporation and Municipalities in state of Andhra Pradesh under Phase III	Provisional Registration issued on 18.08.2015

Annexure 5.1 (Contd.)

Sl. No.	Name of MSO	Address	Place for which Provisional Registration was granted	Date of granted of Provisional Registration
129	Shree Rajrajeshwar Communications 9/36/2015 – DAS	Shree Rajrajeshwar Communications Shop No. 16, Utsav Sankul, Gandhi Road, Akola, Maharashtra- 444001	Maharashtra, Telangana, Madhya Pradesh, Chhattisgarh and Andhra Pradesh	Provisional Registration issued on 18.08.2015
130	C32 Cable Net Pvt. Ltd 9/531/2015 – DAS	C32 Cable Net Pvt. Ltd OLD NO. 284, NEW NO. 204, SHAHMUGAM SALAI, ROYAPETTAH, CHENNAI Tamil Nadu	PAN India	Provisional Registration issued on 18.08.2015
131	Reachnet Cable Services Pvt. Ltd 9/254/2015 – DAS	Reachnet Cable Services Pvt. Ltd 29/2C, Chandranath Chatterjee Street, Kolkata, West Bengal 700020	PAN India for Phase I, II, III, IV	Provisional Registration issued on 18.08.2015
132	Nagai Cable TV Communication Pvt. Ltd 9/455/2015 – DAS	Nagai Cable TV Communication Pvt. Ltd 1 B, Attaiyappar North, Madavilagam, Nagapatnam, 611001 Tamil Nadu	Tamil Nadu state Including the district of Nagapattinam Under Phase III & IV	Provisional Registration issued on 18.08.2015
133	Ram Net Com, 9/151/2014 – BP&L	Ram Net Com, 450/I, Ist floor, Opp. II Town Police Station, Adani, Kurnool Distt, Andhra Pradesh	In the district of Kurnool, Ananthapur in Andhra Pradesh, District of Mahabubnagar in Telangana and Districts of Raichur & Bellary in Karnataka	Provisional Registration issued on 18.08.2015
134	Vajras Digital Netcom Private Limited 9/152/2015 – DAS	Vajras Digital Netcom Private Limited No.66/3/15-B, 1 st Floor, Cable Office, Vaaniyar Mandapam, Opp.Govinda Chetti Street, Kaberipattinam, Krishangiri Distt	In the state of Tamil Nadu (except Chennai and Coimbatore cities)	Provisional Registration issued on 19.08.2015
135	Classic Digital Network 9/442/2015 – DAS	Classic Digital Network 30-B, Pocket-I, Mayur Vihar Phase I, Delhi: 110091	Areas of all India under Phase I, II, III, & IV	Provisional Registration issued on 19.08.2015
136	Sai Cable TV Network 9/265/2015 – DAS	Sai Cable TV Network At LIG-1 0, Housing Board Colony Charbatia, Choudwar, Cuttack: 754028	In the district of Cutack, Jagatsingpur, and Jajpur Odisha	Provisional Registration issued on 20.08.2015

Annexure 5.1 (Contd.)

Sl. No.	Name of MSO	Address	Place for which Provisional Registration was granted	Date of granted of Provisional Registration
137	Sri Vaishnavi Communication 9/305/2015 - DAS	Sri Vaishnavi Communication No. 117/18 Big Street, Tiruvannamalai - 606601 Tamil Nadu	In the state of Tamil Nadu	Provisional Registration issued on 20.08.2015
138	Sharma Cable Network 9/329/2015 - DAS	Sharma Cable Network Gangori Darwaja AVP Ke Samne Lalsot, Dausa Rajasthan - 303503	In Lalsot, Didwana, Mandawari & Ramgadh areas of district Dausa in Rajasthan	Provisional Registration issued on 20.08.2015
139	TJ Cable Network 9/411/2015 - DAS	TJ Cable Network Vill + P.O.- Helencha Dist. North 34 Pgs, P.S.-Bagdah, Pin Code -743270, West Bengal	Nadia and North 24 Parganas district in West Bengal	Provisional Registration issued on 20.08.2015
140	Alwar telelink Pvt. Ltd 9/308/2015 - DAS	Alwar telelink Pvt. Ltd 15, Kuch Marg, Alwar Rajasthan: 301001	Areas in the district of Alwar In Rajasthan	Provisional Registration issued on 20.08.2015
141	TTV Cable Network, 9/324/2015 - DAS	TTV Cable Network, At/PO: Talcher Distt. Angul, Odisha 759100	In District Angul and Dhenkanal in the state of Odisha	Provisional Registration issued on 20.08.2015
142	Abhishek Cable Network 9/327/2015 - DAS	Abhishek Cable Network Datta Niwas, Bhagyalaxmi Nagar, Chikkodi, Distt, Belgaum Karnataka- 591201	Belgaum, Bagalkot, Bijapur Districts in the state of Karnataka and Kolhapur, Sangli Districts of	Provisional Registration issued on 20.08.2015
143	Kashmir Digital Entertainment Network 9/476/2015 - DAS	Kashmir Digital Entertainment Network MR Complex, Court Road, Dewan Bagh, Baramulla, Jammu & Kashmir: 193101	In the Municipal council of Baramulla in Jammu & Kashmir	Provisional Registration issued on 20.08.2015
144	Guild Digital Network Pvt. Ltd 9/399/2015 - DAS	Guild Digital Network Pvt. Ltd 256, Karumban Krishan Complex, Lakshmanapuram Bye- Pass Road, Madurai, Tamil Nadu - 625016	Madurai District in Tamilnadu	Provisional Registration issued on 25.08.2015

Annexure 5.1 (Contd.)

Sl. No.	Name of MSO	Address	Place for which Provisional Registration was granted	Date of granted of Provisional Registration
145	South Star Digital Network Private Limited 9/74/201 – DAS	South Star Digital Network Private Limited No.20, Uppukara Street, Kumbakonam, Thanjavur District, Tamil Nadu – 612001	Phase III and IV of Tamil Nadu State	Provisional Registration issued on 31.08.2015
146	Digiana Projects Private Limited 9/412/2015 – DAS	Digiana Projects Private Limited G-1 & M-3, Sapna Chambers 12/1, South Tukoganj, Behind Hotel Shreemaya Indore: 452001, Madhya Pradesh	Areas in the State of Madhya Pradesh, Chhattisgarh, Rajasthan, Odisha, Uttarakhand and Uttar Pradesh under Phase II , III and IV	Provisional Registration issued on 31.08.2015
147	Friends Digeer Com Private Limited 9/16/2015 - DAS	Friends Digeer Com Private Limited 160, Bhavani Road, PERundurair, Erode District, Tamil Nadu – 638052	Erode, Tiruppur, Coimbatore, Nilgiris and Nammakal Districts in the State of Tamil Nadu under Phase II, III, IV and IV	Provisional Registration issued on 31 .08.2015
148	Grameena Digital Cable TV Network Pvt. Ltd. 9/134/2015 – DAS	Grameena Digital Cable TV Network Pvt. Ltd. 1st floor, D. No.4-3-12, SBI Complex, Chillakallu, Andhra Pradesh – 521178	Phase – III and Phase IV in Telanagana and Andhra Pradesh States	Provisional Registration issued on 31.08.2015
149	Next Generation CDN PVT Ltd. 9/415/2015 – DAS	Next Generation CDN PVT Ltd. 1 345, Shivaji Nagar, Pune Maharashtra	In the state of Maharashtra, Goa, Rajasthan, Gujarat, Andhra Pradesh, Karnataka, Delhi NCR, Uttaranchal, Odhisa, Uttar Pradesh and Madhya Pradesh	Provisional Registration issued on 03.09.2015
150	Vizianagar Citi Communication Pvt. Ltd. 9/3/2014 – BP&L	Vizianagar Citi Communication Pvt. Ltd. Door No.17-11/12A, Jeeyar Complex, 2 nd Floor, AG Road, Vizianagaram 535002	In District Vizianagaram, Srikakulam and Visakhapatnam in the state of Andhra Pradesh	Provisional Registration issued on 03.09.2015

Annexure 5.1 (Contd.)

Sl. No.	Name of MSO	Address	Place for which Provisional Registration was granted	Date of granted of Provisional Registration
151	Jagtial Master Channel Communications 9/113/2015 – DAS	Jagtial Master Channel Communications 1-4-190/1, Balaji Nagar, Jagital Distt. Karimnagar Telangana – 505327	Karimnagar District in the State of Telangana under Phase III & IV	Provisional Registration issued on 04.09.2015
152	Good Media News Pvt. Ltd 9/50/2014 – BP&L	Good Media News Pvt. Ltd Office Floor, Bridge View Regency, The Mail, Shimla(H.P.)-171001	Himachal Pradesh	Provisional Registration issued on 04.09.2015
153	Elegant Digital Cable Pvt. Ltd 9/108/2015 – DAS	Elegant Digital Cable Pvt. Ltd 168, New Cloth Market, Chittorgarh, Rajasthan – 312001	Entire Rajasthan under Phase III & IV	Provisional Registration issued on 04.09.2015
154	Sri Sai Digital communications, 9/52/2015 – DAS	Sri Sai Digital communications Naidupeta Bypass Road, Pudur, Vuill & Post : Naidupeta Mandal, SPSR, Nellore Distt	In entire DAS notified areas in the state of Telangana & Andhra Pradesh	Provisional Registration issued on 21.09.2015
155	Rainbow Digi Link Private Limited 9/115/2015 – DAS	Rainbow Digi Link Private Limited No.339,E/1 2, Peryra Colony, KP Road, Nagercoil Tamil Nadu – 629002	In the entire DAS notified areas in Kanyakumari and Tirunelveli District in the the state of TamilNadu	Provisional Registration issued on 21.09.2015
156	INB Telecast Pvt. Ltd., 9/419/2015 – DAS	INB Telecast Pvt. Ltd., H-189 Sector-63, Noida	PAN India	Provisional Registration issued on 22.09.2015
157	Shri Ram TV Network, 9/459/2015 – DAS	Shri Ram TV Network, Ward No.6, Near Shri Ram Janki Mandir, Sihora, Jabalpur, Madhya Pradesh :483225	In the state of Madhya Pradesh	Provisional Registration issued on 21.09.2015
158	Sristi 9/371/2015 – DAS	Sristi 11, Jagannath Bari Road Agartala, West Tripura:799001	Areas in the district of West Tripura, Sipahijala, Khowal and Dhalai in the state of Tripura	Provisional Registration issued on 21.09.2015
159	City Channel, 9/118/2015 – DAS	City Channel, C/o Hotel Banjara, Main Market, Mount Abu, Rajasthan – 307501	Entire district of Sirohi in the state of Rajasthan	Provisional Registration issued on 21.09.2015

Annexure 5.1 (Contd.)

Sl. No.	Name of MSO	Address	Place for which Provisional Registration was granted	Date of granted of Provisional Registration
160	Shiv Shakti Cable 9/522/2015 - DAS	Shiv Shakti Cable Shop No. 23, Mahalaxmi Complex Near Veg Market, Limbdi Surendranagar, Gujarat:363421	District of Surendranagar and Ahmedabad in Gujarat	Provisional Registration issued on 21 .09.2015
161	Digital Cable TV Network 9/323/2015 - DAS	Digital Cable TV Network Gayadhar Market Complex, Raj Nilgiri Balasore, Odisha : 756040	Areas in the districts of Balasore and Mayurbhanj in the state of Odisha	Provisional Registration issued on 21.09.2015
162	Cooch Behar Cable Operators Network Pvt. Ltd 9/198/2015 - DAS	Cooch Behar Cable Operators Network Pvt. Ltd H.N. Road, Patakura, Rani Bagan Ward No. 1, P.O. & Dist. - Cooch Behar West Bengal - 736101	Cooch Behar, Alipur Duar, Darjeeling, Jalpaiguri and Maida district in the State of West Bengal	Provisional Registration issued on 21.09.2015
163	Haldia CableNet Services Pvt. Ltd 9/390/2015 - DAS	Haldia CableNet Services Pvt. Ltd 29/2C, Chadranath Chaterjee Street, Kolkata - 700020	East Midnapore District in the State of West Bengal	Provisional Registration issued on 21.09.2015
164	Kollam Cable Private Limited 9/507/2015 - DAS	Kollam Cable Private Limited N J Arcada, Near Ferest Office, I Chinnakkada, Kollam, Kerala - 691001	In Kollam District of Kerala	Provisional Registration issued on 21.09.2015
165	Silver Sat 9/139/2014 - BP&L	Silver Sat 7, Andian Thoppu, Mudaliarpet, Puducherry - 605004,	Puducherry State and Villupuram & Cuddalore district in Tamil Nadu state	Provisional Registration issued on 21 .09.2015
166	Maa Kanaka Durga Vision Point, 9/529/2015 - DAS	Maa Kanaka Durga Vision Point, MM Temple, Ratneswar, Street,Girisola, Ganjam, Odisha -9	The district of Ganja in Odisha	Provisional Registration issued on 21.09.2015
167	New Tehri Cable Network 9/110/2015 - DAS	New Tehri Cable Network 8/7B Opposite Head Post Office, Moldhar, New Tehar, Distt, Tehri Garhwal, Uttarakhand - 249001	In the state of Uttarakhand under phase III& IV	Provisional Registration issued on 21.09.2015

Annexure 5.1 (Contd.)

Sl. No.	Name of MSO	Address	Place for which Provisional Registration was granted	Date of granted of Provisional Registration
168	Ashoka Cable Network, 9/471/2015 - DAS	Ashoka Cable Network, Ward No,5,Bazar Area, Jimmardeo Chi ndwara, Madhya Pradesh : 480551	Areas of entire state of Madhya Pradesh under Phase III & IV	Provisional Registration issued on 21.09.2015
169	Sai Cable Network, 9/447/2015 - DAS	Sai Cable Network, House No.21 9, Sudamapuri Ganjdundwara, Kesganj : (UP): 207242	In the districts of Kasganj, Etah, Farrukhabad and Badaun in the state of Uttar Pradesh	Provisional Registration issued on 22.09.2015
170	Kodada Communication Networks, 9/148/2014- DAS	Kodada Communication Networks, 4-83/1/3, Gudibanda Road, Kodada Nalgonda, Telangana; 508206	In the district of Nalgonda and Khammam in Telangana and Krishna district in Andhra Pradesh	Registration issued on 24.09.2015
171	Sky World Digital Pvt. Ltd 9/182/2015 - DAS	Sky World Digital Pvt. Ltd Plot No 11 Chinnayanpet Main Road Thendral Nagar, Saram Pondicherry - 605013	City/town/area under Phase III and IV in the state of Tamil Nadu and Union Territory of Pondicherry	Provisional Registration issued on 09.10.2015
172	Tejas Doordarshan Cable Network, 9/551/2015 - DAS	Tejas Dootdarshan Cable Network, 393, Gayatri Mandir,Post office Road Megharaj, District Aravalli Gujarat	In entire DAS notified areas Aravalli, Sabarkantha & Mahfisagar district of Gujarat and Dungarpur district of Rajasthan	Provisional Registration issued on 09.10.2015
173	Shivalik Digital, 9/550/2015 - DAS	Shivalik Digital, Ward No 4, Cannal Raod Town Area Herbetpur, Post Office Herbertpur Disst	Dehradun district of Uttarakhand and Simour district in Himachal Pradesh	Provisional Registration issued on 09.10.2015
174	Pahalgam Cable Network, 9/405/2015 - DAS	Pahalgam Cable Network PDA Complex, Behind J&K Bank Main Market, Pahalgam, Anantnag Distt Jammu & Kashmir	In Anantnag district Jammu & Kashmir under Phase III & IV	Provisional Registration issued on 09.10.2015

Annexure 5.1 (Contd.)

Sl. No.	Name of MSO	Address	Place for which Provisional Registration was granted	Date of granted of Provisional Registration
175	Winn Suthi Digital Network Private Limited, 9/340/2015 – DAS	Winn Suthi Digital Network Private Limited, 16/40B, Tamilan Voc Street, Simon Nagar, Nagercoil Tamil Nadu 629004	Area in the state of Tamil Nadu under Phase III & IV	Provisional Registration issued on 09.10.2015
176	Sakharkherda Cable Network 9/237/2015 – DAS	Sakharkherda Cable Network Main Road, Ganapathi Square , At. POSakharkherda, Ta. Sindhakhed Raja District Buldhana 443 202 Maharashtra	In the state of Maharashtra	Provisional Registration issued on 16.10.2015
177	Kachchh Digital Network 9/552/2015 - DAS	Kachchh Digital Network F-3 Jadya Society, Swaminarayan Nagar, Junavas, Madhapar, Bhuj Kachchh, Gujarat 370020	In the area of Gujarat	Provisional Registration issued on 16.10.2015
178	Mukand Trading Private Limited 9/556/2015 - DAS	Mukand Trading Private Limited 3rd Floor, Royale Arcade, Part II, B.Barooah Road, Ulubari Guwahati 781 007 Assam	North-Eastern States (Assam, Meghalaya, Manipur, Tripura, Nagaland, Arunachal Pradesh, Mizoram and Sikkim): Siliguri, Cooch Bihar, Jalgaon, Dinajpur, Malda, Krishna Nagar, Howrah, Purulia, Asansol, Medinapur in the state of West Bengal and Dhanbad, Bokaro in the state of Jharkhand	Provisional Registration issued on 16.10.2015
179	Pundir Star Digital 9/513/2015 – DAS	Pundir Star Digital Mussorie Road Chamba Distt Tehri Garhwal, Uttrakhand 249145	PAN INDIA	Provisional Registration issued on 16.10.2015
180	Catvision Limited 9/79/2014 – BP&L	Catvision Limited E-14 & 15, Secctor 8, Noida Uttar Pradesh – 201301	PAN INDIA	Provisional Registration issued on 16.10.2015

Annexure 5.1 (Contd.)

Sl. No.	Name of MSO	Address	Place for which Provisional Registration was granted	Date of granted of Provisional Registration
181	SMR Entertainment Pvt. Ltd 9/539/2015 - DAS	SMR Entertainment Pvt. Ltd 2284/14, Baghichi Raghunath, Sadar Bajar Thana Road Delhi - 110006	In Delhi, Uttar Pradesh, Himachal Pradesh, Uttarakhand, Rajasthan, Gujarat, Harayana, Punjab and Madhya Pradesh under all phases	Provisional Registration issued on 16.10.2015
182	Goa Digital Co – operative Society 9/205/2015- DAS	Goa Digital Co – operative Society H.No 254/1, Tarvelam, Shiroda Goa 403103	Pan India	Provisional Registration issued on 20.10.2015
183	Sundar Digital Cable Network 9/242/2015-DAS	Sundar Digital Cable Network Shri Sundar Singh Prop. Village Badmalik, Jakheri Road Biswamila, PO – RAI, Sonapat, Haryana – 131029	Sonepat District in Haryana	Provisional Registration issued on 20.10.2015
184	ABS Digital Cable Pvt. Ltd. 9/45/2014- PB&L	ABS Digital Cable Pvt. Ltd. Hari Om Chambers, 7th Floor, B-16, Veera Industrial Estate, Off Link Road, Andheri (W) Mumbai – 4000053 Maharashtra	Pan India	Provisional Registration issued on 20.10.2015
185	Broadways 9/124/2015- DAS	Broadways Tip Top Complex, Thakurdwara, Maranda Palampur, Distt. Kangra, Himachal Pradesh – 176 102	Kangra, Mandi and Hamirpur Districts in the State Himachal Pradesh	Provisional Registration issued on 20.10.2015
186	Omnero Media Private Limited 9/124/2014 – BP&L	Omnero Media Private Limited Ward No. 2, Near Gandhi Chowk, Above batta Medical Store, Hamirpur, Himachal Pradesh 177001	Himachal Pradesh	Provisional Registration issued on 20.10.2015
187	Modern Communication & Broadcasting 9/571/2015-DAS	Modern Communication & Broadcasting, Prop George Ayemi, Zhimomi Apartment, 5th Floor, Kalibari Road, Dimapur, Nagaland 797112	State of Nagaland and Districts of Karbi Anglong and Golaghat in Assam	Provisional Registration issued on 20.10.2015

Annexure 5.1 (Contd.)

Sl. No.	Name of MSO	Address	Place for which Provisional Registration was granted	Date of granted of Provisional Registration
188	Net 9 9/197/2015 - DAS	Net 9 Neelana Goudra building 1st Floor, Opp, LIC, Vidya Nagar East, Haverj, Karnataka 581110	In the State of Karnataka, Maharashtra, Kerala and Telangana under Phase III & IV	Provisional Registration issued on 20.10.2015
189	DJ World Vision 9/25/2015-DAS	DJ World Vision Prop. of Shri Ranjitsinh Vaghela 18/487, Gujarat Housing Board,B/h SNK School, University Road Rajkot, Gujarat – 360 005	In the State of Gujarat under II, III, IV	Provisional Registration issued on 20.10.2015
190	KTV Network 9/122/2015 -DAS	KTV Network Prop. Darshan Arora, Bunglow No. 43, Kashmeri Complex CRPF Road, Neemuch, Madhya Pradesh 458441	In the Districts of Neemuch, Mandsaur, Garoth in Madhya Pradesh and Pratapgarh, Chittorgarh, Kota, Jhalawar and Udaipur Districts in Rajasthan	Provisional Registration issued on 20.10.2015
191	Rachit Cable Network 9/307/2015 - DAS	Rachit Cable Network Near Quila, Jahangirabad, District buland Shahar, Uttar Pradesh 203394	Bulandshahr Districts in the State of Uttar Pradesh	Provisional Registration issued on 20.10.2015
192	Signet Digital Private Limited 9/128/014 – BP&L	Signet Digital Private Limited 126 TO 126, Golden Park Commercial Complex, Sai Nagar, Vasai (West), District – Palghar – 401202 Maharashtra	In Palghar Districts of Maharashtra	Provisional Registration issued on 20.10.2015
193	Cable Combine Communication Pvt.Ltd 9/161/2015 -DAS	Cable Combine Communication Pvt.Ltd 51, Haren Mukherjee Road, Hakimpara Sillguri, West Bengal – 734001	In the State of West Bengal Bihar, Jharkhand, Sikkim, Assam, Mizoram, Nagaland, Manipur, Arunachal Pradesh, Tripura and Meghalaya under all Phases	Provisional Registration issued on 20.10.2015
194	Rajmoti Network 9/24/2014 – BP&L	Rajmoti Network Shivalay Complex, Chara Zapa Kodi nar, Gujarat 362720	State of Gujarat and Union territories of Daman and Diu	Provisional Registration issued on 20.10.2015

Annexure 5.1 (Contd.)

Sl. No.	Name of MSO	Address	Place for which Provisional Registration was granted	Date of granted of Provisional Registration
195	Skywalk Digital Network Pvt.Ltd 9/131/2014 - BP&L	Skywalk Digital Network Pvt.Ltd No H-4, 2nd Floor TNHB Colony, Bagalur Road Housr 635109, Tamil Nadu	In the State of Tamil Nadu under Phase II , III, & IV	Provisional Registration issued on 20.10.2015
196	Soham Cable Network 9/546/2015 - DAS	Soham Cable Network Prop. Girish Dnyaneshwarrao Belsare Saibaba Colony, Ring Road Warud, Talqua warud, Amravati Maharashtra 444 906	State of Maharashtra	Provisional Registration issued on 20.10.2015
197	Kamban Digital Private Limited 9/55/2015 - DAS	Kamban Digital Private Limited No.10, RR Complex, 2nd Floor Town Extension, KVB Bank, Opp. Mayiladuthurai Tamil Nadu 609 001	Thanjavur, Thiruvarur, Nagapattinam, Ariyalur, Cuddalore and Pudukottai Districts in Tamil Nadu	Provisional Registration issued on 20.10.2015
198	Shiva Cable Network 9/267/2015- DAS	Shiva Cable Network (Prop. Mudigonda Nagender) H.N. 4-1 -133, Near M.I.G Alampally, Vikarabad, Rangareddy Districts, Telangana - 501 101	Medak & Rangareddy Districts in the State of Telangana	Provisional Registration issued on 20.10.2015
199	Tanuku Communication Network 9/125/2014 - BP&L	Tanuku Communication Network D.No. 25-8-43, Rajkamal Complex R.P. Road, Tanuku, Andhra Pradesh 534 211	West Godavari, Krishna and East Godavari Districts in Andhra Pradesh under Phase III and IV	Provisional Registration issued on 21.10.2015
200	LMO Digital Cable Net Solution Pvt. Ltd. 9/503/2015 - DAS	LMO Digital Cable Net Solution Pvt. Ltd. Zone - 1, Hanuman Ward, Warora - 442907, Maharashtra	Maharashtra under Phase II, III, IV	Provisional Registration issued on 09.10.2015
201	Entertainment T V Club, 9/370/2015 - DAS	Entertainment TV Club, Prop : S Karthigey, No.12 Edigar Street Krihanapuram, Ambur Vellore - 535802 Tamil Nadu	Vellore and Krishnagiri Districts in the State of Tamil Nadu	Provisional Registration issued on 09.10.2015

Annexure 5.1 (Contd.)

Sl. No.	Name of MSO	Address	Place for which Provisional Registration was granted	Date of granted of Provisional Registration
202	New Skylink Vision(NSV) 9/553/2015- DAS	New Skylink Vision(NSV) Prop: V Pawhla Near MTP Hall, New Colony I, Saiha District, Mizoram 796 901	Saiha District in the State of Mizoram	Provisional Registration issued on 21 .10.2015
203	Jay Ambe Cable Network 9/154/2015 - DAS	Jay Ambe Cable Network Prop: Harish Kumar Patel Village+P.O Kalinjara, Tehsil, Bagidora Districts, Banswara, Rajasthan 327606	District of Banswara of Rajasthan, District Dahod Gujarat & District Ratlam in the State of Madhya Pradesh	Provisional Registration issued on 21 .10.2015
204	Balaji Cable Network 9/187/2015 - DAS	Balaji Cable Network Gandhi Chowk, Pachora, District Chalisgaon Maharashtra - 424101	In the State of Maharashtra	Provisional Registration issued on 21 .10.2015
205	Shree Laxmi Narayan Cable Network 9/389/2015- DAS	Shree Laxmi Narayan Cable Network Prop. Mahesh Vasant Joshi Ganesh Krupa, Palshet, Taluka – Guhagar District – Ratnagiri- 415703	TalukaGuhagar in Ratnagiri Districts of Maharashtra under Phase III & IV	Provisional Registration issued on 21 .10.2015
206	Basanta Cable TV Network 9/474/2015-DAS	Basanta Cable TV Network Prop: Meera Panigrahy Near Post Office , Dist Koraput Odisha – 764 020	District Koraput in the State of Odisha	Provisional Registration issued on 21 .10.2015
207	Shiva Communication 9/40/2015-DAS	Shiva Communication Prop. Sh. A Parida At/ward No. 9, Po Udala, District Mayurbhanj, Odisha 757 041	Mayurbhanj, Balasore, bhadrak and Keonjhar District in the State of Odisha	Provisional Registration issued on 21 .10.2015
208	Dhone Communication Network 9/319/2015-DAS	Dhone Communication Network D. No. 15/117, Pathapaeta, Dhone – 518222, Kurnool (District), Andhra Pradesh	Areas of Kurnool, Cuddapah and Anathapur district in the state of Andhra Pradesh	Provisional Registration issued on 27.10.2015
209	S K Cable network 9/175/2014-BP&L	S K Cable network Prop : Sandeep Tyagi Main Bazar, siyana, Bulansahar, Uttar Pradesh	In Siyana, Bugrasi, Jahangirabad, BB nagar Khanpur and Bahadur Garh in the state of Uttar Pradesh	Provisional Registration issued on 27.10.2015

Annexure 5.1 (Contd.)

Sl. No.	Name of MSO	Address	Place for which Provisional Registration was granted	Date of granted of Provisional Registration
210	City Cable 9/410/2015-DAS	City Cable Daily Market, Kanker Distt Kanker, Chhattisgarh 494334	In Kanker, Kondagaon, Narayanpur, Dantewada and Bastar District of Chhattisgarh	Provisional Registration issued on 27.10.2015
211	Champhai Cable Network 9/532/2015-DAS	Champhai Cable Network Vengthlang, Rahsi Veng, Champhai, Mizoram State 796321	Champhai District in the State of Mizoram	Provisional Registration issued on 27.10.2015
212	Pragati City Cable 9/521/2015-DAS	Pragati City Cable Near Vaijnath, District Beed, Maharashtra – 431515	In Beed, Maharashtra	Provisional Registration issued on 27.10.2015
213	Aftab Cable Vision 9/119/2015-DAS	Aftab Cable Vision At Pipli Sasan, PO Pipli, district Puri Odisha – 752104	In Puri, khurda and Cuttack District in the state of Odisha	Provisional Registration issued on 27.10.2015
214	City Channel Cable Network, 9/435/2015-DAS	City Channel Cable Network, Mehkar At, PO. Ta. Mehkar, District Buldana, Maharashtra 443301	In entire state of Maharashtra	Provisional Registration issued on 27.10.2015
215	Udan 9/432/2015-DAS	Udan Shibbari Chechakhata, Alipurduar Junction, West Bengal: 736123	District of Alipurduar, Cooch- Behar, Jalpaiguri and Darjeeling in the State of West Bengal	Provisional Registration issued on 28.10.2015
216	Vision point 9/543/2015-DAS	Vision point Patna Street, Hinjilikatu Ganjam, Odisha: 761102	In the district of Ganjam in Odisha	Provisional Registration issued on 02.11.2015
217	Maxx Digi Net, 9/473/2015-DAS	Maxx Digi Net, 3/368 B Hospital Road, Paramakudi Ramnad, Tamil Nadu: 623707	In the state of Tamil Nadu under phase III & IV	Provisional Registration issued on 02.11.2015
218	Yadav Cable 9/404/2015-DAS	Yadav Cable 2nd Floor, Yadav Complex, Ardhana Cinema khedvrahma district Gujarat 383255	In Khedbrahma Taluka of Sabarkantha district in the state of Gujarat	Provisional Registration issued on 02.11.2015
219	L D Family Network 9/533/2015-DAS	L D Family Network Sethlum, Lunglei, Mizoram 796701	Lunglei district in the state of Mizoram	Provisional Registration issued on 02.11.2015

Annexure 5.1 (Contd.)

Sl. No.	Name of MSO	Address	Place for which Provisional Registration was granted	Date of granted of Provisional Registration
220	Atmkur Communication Network, 9/203/201 5-DAS	Atmkur Communication Network, H. No. 1-30-2-1, Sh ree Lakshmi Padmalay Ni layam, Postal colony KG Road Atmapur, District Kurnool, Andhra Pradesh 518422	Kurnool district in the state of Andhra Pradesh	Provisional Registration issued on 02.11 .2015
221	Den FK Cable TV Network Pvt Ltd 9/195/2015-DAS,	Den FK Cable TV Network Pvt Ltd C148 , Mayauri Industrial Area, Phase II, New Delhi 110064	In the state of Uttar Pradesh and Uttarakhand	Provisional Registration issued on 02.11.2015
222	CCN Mandla, 9/78/2015-DAS,	CCN Mandla, House No. 21, Ward-Azad Ward, Mandla, Madhya Pradesh: 481661	Mandla district in the state of Madhya Pradesh	Provisional Registration issued on 02.11.2015
223	Usilai Digital Cables 9/538/2015-DAS,	Usilai Digital Cables 2/151N-4, Nalluveeranpatti Road, Seemanuthu Post Usilapatti, Tamil Nadu 625532	In the state of Tami Nadu	Provisional Registration issued on 02.11.2015
224	Mehnaz Cable Network 9/65/2015-DAS,	Mehnaz Cable Network House No. -33 Ward No. 07, Mohalla – kama khan Poonch – 185101 (J&K)	Poonch district in the state of Jammu and Kashmir	Provisional Registration issued on 02.11.2015
225	Maharana Cable Network 9/255/2015-DAS,	Maharana Cable Network Gandhi Chowk, Khangaon 444303 Distt Budana, Maharashtra	In the state of Maharashtra under phase II, III, and IV	Provisional Registration issued on 03.11 .2015
226	Sun Satellite System 9/274/2015-DAS,	Sun Satellite System No,25 Chetty Street, Kattumannarkoil Taluk, Cuddalore District, Tamil Nadu	In the state of Tamil Nadu	Provisional Registration issued on 03.11.2015
227	Jaleswar Cable link 9/126/2015-DAS,	Jaleswar Cable link At-Basanti Padia, P.O Jaleswar, Distt. Balasore, Odisha – 75632	In Balasore, Mayurbhaj, & Bhadrak district in the state of Odisha	Provisional Registration issued on 03.11 .2015

Annexure 5.1 (Contd.)

Sl. No.	Name of MSO	Address	Place for which Provisional Registration was granted	Date of granted of Provisional Registration
228	Mahalakshmi Digital Cable & Communication Pvt. Ltd. 9/155/2014-BP&L,	Mahalakshmi Digital Cable & Communication Pvt. Ltd. 43-253-1 -2, Sankar Bagh, N. R peta Kurnool, Andhra Pradesh 518004	Kurnool In the state of Andhra Pradesh	Provisional Registration issued on 03.11.2015
229	Geetha Cable TV Network 9/39/2015-DAS,	Geetha Cable TV Network 15/147A, Yashodha Nagar, Sompeta, Srikakulam distt Andhra Pradesh	Srikakulam District in the state of Andhra Pradesh	Provisional Registration issued on 03.11.2015
230	Damoh Cable Network, 9/430/2015-DAS,	Damoh Cable Network, Civil ward no 4 , behind Navi-jagarati School, Damoh Madhya Pradesh: 470661	In the state of Madhya Pradesh	Provisional Registration issued on 03.11.2015
231	Mahavir Den Entertainment Pvt. Ltd 9/119/2013-DAS,	Mahavir Den Entertainment Pvt. Ltd C-148, Mayapuri Industrial Area, Phase-II, New Delhi-110064	In the state of Uttar Pradesh	Provisional Registration issued on 03.11 .2015
232	Sri Ganesh Network 9/21/2015-DAS,	Sri Ganesh Network 53/3, Maduram Complex, Officer Colony, Puthur, Tamil Nadu	Entire Tamil Nadu (Except Coimbatore and Chennai MetroPolitan)	Provisional Registration issued on 03.11 .2015
233	Mahendra Cable TV Network, 9/216/2015-DAS	Mahendra Cable TV Network, VIII. Pokhariya, East Railway Phatak, Near Power house district sahibganj Jharkhand – 616109	Areas of Sahibganj District In the state of Jharkhand	Provisional Registration issued on 03.11.2015
234	Ambara Media Souharda Sahakari Niyamitha (Ltd) 9/77/201 5-DAS	Ambara Media Souharda Sahakari Niyamitha (Ltd) Room No.20/1, 2 nd floor, New Municipal complex, Sagar Hotel Circle, J. C Road, Sagar, Shivamogga Distt., Karnataka-57740 1	Shivamogga, Uttara Kannada, Devanagara, Haveri, Hassana, Chikkamagaloru Districts in the State Karnataka	Provisional Registration issued on 04.11 .2015
235	CPC Digital Network 9/64/2014-BP&L	CPC Digital Network, D.No. 20/1075-5, Co-operative colony, Opp. Nehru Park Lane, Y.S.R. Dist, Kadapa – 516001 Andhra Pradesh	Andhra Pradesh state under Phase III & IV	Provisional Registration issued on 04.11 .2015

Annexure 5.1 (Contd.)

Sl. No.	Name of MSO	Address	Place for which Provisional Registration was granted	Date of granted of Provisional Registration
236	Bhusawal Cable Network Pvt. Ltd 9/111/2014-BP&L.	Bhusawal Cable Network Pvt. Ltd Plot No. 6,S.No 53/1/1, R.K. constructions Opp. Airtel Mobil Tower, Nr Gadkari Nagar, Khadka Square, khadka road bhusawal, Maharashtra: 425201	In the state Maharashtra and Madhya Pradesh	Provisional Registration issued on 04.11.2015
237	Sri Sai Communication Cable Networks 9/92/2014- BP&L	Sri Sai Communication Cable Networks Shop No 529, Shetkar Complex Alipur Village, Zaheerabad, medak distt Telangana – 502220	In Medak & Rangareddy districts in Telangana and Bidar district in Karnataka.	Provisional Registration issued on 04.11 .2015
238	Padmesh Citi Cable, 9/47/201 5- DAS	Padmesh Citi Cable Kali Putli chowk, Balaghat Madhya Pradesh 481001	Balaghat, sooni, chhindwara, Mendla & Dindori district of Madhya Pradesh & Gondia, Bhandara and Nagpur district in the state of Maharashtra	Provisional Registration issued on 04.11.2015
239	Satna Cable And Broadband Pvt. Ltd, 9/54/2015- DAS	Satna Cable And Broadband Pvt. Ltd, Rituraj Bhawan, Krishna Nagar Satna, Madhya Pradesh – 485001	Satna In the state of Madhya Pradesh	Provisional Registration issued on 04.11 .2015
240	Kollam Internet Cable Distribution Pvt. Ltd. 9/247/2015- DAS	Kollam Internet Cable Distribution Pvt. Ltd. Door No. XVIII/456 (2 nd Floor), Raji nivas, kollam east village Thamarakulam, Kollam, Kerala 691001	In the state of Kerala	Provisional Registration issued on 04.11 .2015
241	Baran Cable Network 9/10/2015- DAS	Baran Cable Network, Shahabad Gate, Baran District, Rajasthan – 325205	In Baran District of Rajasthan	Provisional Registration issued on 04.11.2015
242	K.T.Vision 9/566/2015- DAS	K.T.Vision Lawngtial Bazaar, Lawngtlai Mizoram: 796891	Lawngtial District in Mizoram	Provisional Registration issued on 04.11.2015

Annexure 5.1 (Contd.)

Sl. No.	Name of MSO	Address	Place for which Provisional Registration was granted	Date of granted of Provisional Registration
243	Seva Digital Network 9/352/2015- DAS	Seva Digital Network Behind Golden Star Bakery, Raushan Gate,Aurangabad district , Maharashtra- 431001	Under phase II, III & IV in the State of Maharashtra	Provisional Registration issued on 04.11.2015
244	Raj Cable Network 9/445/2015- DAS	Raj Cable Network 10, tribhuvan colony kalotinagar Old bypass, amravai, Maharashtra- 444606	Amravati & Washim District in the state of Maharashtra	Provisional Registration issued on 04.11 .2015
245	Multitech Digital Services Pvt. Ltd. 9/168/2015- DAS	Multitech Digital Services Pvt. Ltd. 59, Govindganj, Shahjahanpur-242001 (UP)	In the state of Uttar Pradesh and state of Uttarakhand	Provisional Registration issued on 04.11 .2015
246	Unique Service Alliance Data Cable Pvt. Ltd 9/518/2015- DAS	Unique Service Alliance Data Cable Pvt. Ltd A-Block, 167/333. Abh i lasha Apartment, Terrace, 501, Ulhas Nagar Maharashtra- 421004	Entire Maharashtra	Provisional Registration issued on 04.11.2015
247	Saiyam Network Pvt. Ltd 9/351/2015- DAS	Saiyam Network Pvt. Ltd Pole No. 59C VPO Malikpur, Najafghar, New Delhi – 110073	In Delhi and Gurgaon, Jhajjar district in Haryana	Provisional Registration issued on 05.11.2015
248	Idea Advertising & Cable Network, 9/396/2015- DAS	Idea Advertising & Cable Network, Chiittosa Bhawan, Opp. CISF Line, New Gothra khetri Nagar, Distt Jhunjhunu,Rajasthan – 333504	Areas in Jhunjhunu & Sikar Districts in the state of Rajasthan and Mahendragrah Districts in Haryana	Provisional Registration issued on 05.11 .2015
249	Paavani Digital Communications, 9/194/2015- DAS	Paavani Digital Communications, H.No.2-5-135, 3rd Floor, Near Markandeya, Temple,Kolkatta (Town & Mandal), DIstt, Karim Magar District Telangana 505326	Karimnagar District in the state of Telangana	Provisional Registration issued on 05.11.2015

Annexure 5.1 (Contd.)

Sl. No.	Name of MSO	Address	Place for which Provisional Registration was granted	Date of granted of Provisional Registration
250	Asad Cable Network 9/139/2015- DAS	Asad Cable Network House No.12, Peer Zada District Amroha Uttar Pradesh -24421	In Amroha, Muradabad, Sambhai, Bijnor, and Hapur districts in the state of Uttar Pradesh	Provisional Registration issued on 05.11.2015
251	V4 Digital infotech 9/91/2014- BP&L	V4 Digital infotech Laxmi Nivas, Door No. 14-3-1 82, Balmatta Road, Mangalore, Karnataka 575001	In the state of Karnataka under Phase III & IV	Provisional Registration issued on 05.11.2015
252	Sekhar Digital, 9/154/2014- DAS	Sekhar Digital Door No.20/22,Uptairs Opp. Govt. Hospital, Main Road, Guntakal, Anannthapur Distt Andhra Pradesh – 515801	In the state of Karnataka	Provisional Registration issued on 05.11.2015
253	Kota Cable Network 9/444/2015- DAS	Kota Cable Network 3rd Floor, Above PNB Bank, Rampura Bazar Kota – 324006 (Rajasthan)	Kota district of Rajasthan	Provisional Registration issued on 05.11.2015
254	Agile Broadband Pvt. Ltd. 9/244/2015- DAS	Agile Broadband Pvt. Ltd Shivaji Colony near Judji Court Haldwani, Uttarakhand– 263139	In the state of Uttarakhand and Uttar Pradesh	Provisional Registration issued on 05.11 .2015
255	Trimurty Star Vision 9/520/2015- DAS	Trimurty Star Vision c/o Little Electronics, Old Market Street, PO Bhanjanagar District Ganjam Odisha – 761126	Area of district Ganjam, Kandhamal and Nayagarh in the state of Odisha	Provisional Registration issued on 06.11 .2015
256	Lions Cable Network 9/368/2015- DAS	Lions Cable Network 4601 Viliapuram Housing Board, Madurai – II Tamil Nadu	Madurai district in the state of Tamil Nadu	Provisional Registration issued on 06.11.2015
257	SCV sky Vision 9/188/2015- DAS	SCV sky Vision 18-2-268/15/1A, Abbanna Colony Abbana Towers, Tirumala Bye Pass Road, Tirupati – 517501, Chittoor Dist, Andhra Pradesh	In chittor, nellore & Kadapa district of Andhra Pradesh	Provisional Registration issued on 06.11.2015

Annexure 5.1 (Contd.)

Sl. No.	Name of MSO	Address	Place for which Provisional Registration was granted	Date of granted of Provisional Registration
258	Surabhi Cable Network 9/501/2015- DAS	Surabhi Cable Network Achalpur Road, Paratwada TA: Achalpur – 444806 Distt. Amaravati (Maharashtra)	In Amravati, Akola & Wasim district in the state of Maharashtra and Betul, Burhanpur, Khandva, Chhindwara & Harda district in the state of Madhya Pradesh	Provisional Registration issued on 06.11 .2015
259	Nitin Digital network 9/563/2015- DAS	Nitin Digital network Nitin Complex, Kranti Chowk, Sailu, Parbhani District, Maharashtra 431503	Sailu in Paebhani in the state of Maharashtra	Provisional Registration issued on 09.11 .2015
260	Apple Network Private Limited 9/431/2015 - DAS	Apple Network Private Limited 10/B, Masilamanipuram 1st Street, Tuticorin 629008	Entire Tamil Nadu	Provisional Registration issued on 27.10.2015
261	Sreesaibaba Digital High Defination Advanced Network Pvt. Ltd 9/78/2014 – BP&L	Sreesaibaba Digital High Defination Advanced Network Pvt. Ltd Ward No 09, Above Andhra Bank 1st Floor, Door No: 228, 230, 237, 238 Siruguppa - 583 121, Bellari District Karnataka	Bellary, Koppal & Raichur Districts in the State of Karnataka	Provisional Registration issued on 28.10.2015
262	Him Cable & Broadband 9/572/2015 - DAS	Him Cable & Broadband (Prop: Narender Pandit) 89-A, The. Sadar, Bilaspur, Himachal Pradesh 174 001	State of Himachal Pradesh and Punjab	Provisional Registration issued on 05.11.2015
263	Champa Siti Cable Network, 9/80/2015 - DAS	Champa Siti Cable Network, Barpali Chowk, Amin Road, Champa, District Janjgir Champa, Chhattisgarh 495671	Janjgir-Champa in the State of Chhatisgrah	Provisional Registration issued on 17.11.2015
264	Krishna Cable Network, 9/569/2015 – DAS	Krishna Cable Network, Zila Panchayat Bhawan Gandhi Chowk Pithoragarh Uttarakhand 262501	District of Pithoragarh in Uttarakhand	Provisional Registration issued on 17.11.2015

Annexure 5.1 (Contd.)

Sl. No.	Name of MSO	Address	Place for which Provisional Registration was granted	Date of granted of Provisional Registration
265	Rizwan Cable Network, 9/176/2014 - DAS	Rizwan Cable Network, Itwara Chowk, Islam Pura KGN Complex, Yavatmal Maharashtra; 445001	District of Yavatmal, Amravati, Wardha, Nanded and Nagpur in Maharashtra	Provisional Registration issued on 17.11 .2015
266	ACN Cable Network, 9/377/2015 - DAS	ACN Cable Network, Sharma Layout, Pandharkawda Road, Yavatmal, Maharashtra - 445001	Entire Maharashtra under Phase III & IV	Provisional Registration issued on 17.11.2015
267	Universal Tele View, 9/344/2015 - DAS	Universal Tele View, Opp, Sai Theatre, Galiveedu Road Rayachoty, Kadapa Andhra Pradesh-51 6269	Kadapa District in Andhra Pradesh	Provisional Registration issued on 17.11.2015
268	Manish Bidwaik Cable Network, 9/343/2015 - DAS	Manish Bidwaik Cable Network Near SBI Colony, Ward No. 3, Nalwadi, Wardha, Maharashtra; 442001	In the state of Maharashtra under Phase II, III & IV	Provisional Registration issued on 18.11 .2015
269	Sri Satya Narayana Swamy Cable Network 9/283/2015 - DAS	Sri Satya Narayana Swamy Cable Network D.No 18/278, Tadipatri Road, Jammalamdugu 516434 Kadapa DIstt, Andhra Pradesh	In Kadapa, Anathapoor, Karnool & Chitoor district of Andhra Pradesh	Provisional Registration issued on 18.11.2015
270	Den Premium Multilink Cable Network Pvt. Ltd. 9/88/2013 - DAS	Den Premium Multilink Cable Network Pvt. Ltd, Shop No, 5 Kapote-Mehar Market, Ranuka Nagar, Wadala Naka Nashik- 422001	Entire state of Maharashtra	Provisional Registration issued on 18.11.2015
271	Best TV Digital Network, 9/554/2015 - DAS	Best TV Digital Network, Ambassador Plaza, Mal Naka, Ratnagiri Maharashtra 415612	Districts of Ratnagiri, Raigad and Sindhudurg in the state of Maharashtra	Provisional Registration issued on 18.11 .2015
272	Koshi Broadcasting Cable Network Pvt. Ltd. 9/213/2015 - DAS	Koshi Broadcasting Cable Network Pvt. Ltd. Bania Tola, Bara Bazaar Durgapur Katihar, Bihar; 854105	In the state of Bihar Phase III and IV	Provisional Registration issued on 19.11.2015

Annexure 5.1 (Contd.)

Sl. No.	Name of MSO	Address	Place for which Provisional Registration was granted	Date of granted of Provisional Registration
273	Diamond Digital Cable TV Services 9/142/2014 – BP&L	Diamond Digital Cable TV Services No.9 Threewell Plaza Street, Karaikal 609602 Tamil Nadu	Karaikal in UT of Pudhuchery and Nagapatinam, Thanjavur & Thiruvarur districts in the state of Tamil Nadu	Provisional Registration issued on 19.11.2015
274	Aaradhya Enterprises 9/406/2015 – DAS	Aaradhya Enterprises 1-1-609/1, Padma Nagar Nizamabad Town & Mandal Nizamabad District, Telangana; 503001	Areas in the state of Telangana under Phase III and IV	Provisional Registration issued on 19.11 .2015
275	Arya Associates India Pvt. Ltd.	Arya Associates India Pvt. Ltd H No4/81 5 Shastri Chowk, Ramnagar Varanasi Uttar Pradesh	Entire Uttar Pradesh, Madhya Pradesh & Bihar	Provisional Registration issued on 19.11 .2015
276	Parwanoo Satellite Services, 9/215/2015 – DAS	Parwanoo Satellite Services, Shed No.1, HPSSIEC Complex , Sector 2, Parwanoo Distt, Solan, Himachal Pradesh 173220	In the state of Himachal Pradesh and Haryana under Phase III and IV	Provisional Registration issued on 19.11.2015
277	Satpura Network 9/449/2015 – DAS	Satpura Network Ward No.10, in front of Ram Mandir, PO Parasla, District Chhindwara, Madhya Pradesh	In the state of Madhya Pradesh Under Phase III and IV	Provisional Registration issued on 19.11 .2015
278	Entertainment City Cable Network Pvt. Ltd., 9/321/2015 – DAS	Entertainment City Cable Network Pvt. Ltd, Dakbunglow Para, Ward No.6, P.O. Dhinhata, Cooch Bihar, West Bengal - 736135	Cooch Bihar District, Jalpaiguri District and Darjeeling district in West Bengal	Provisional Registration issued on 19.11 .2015
279	Amma cable 9/295/2015 – DAS	Amma cable 1/37 Bazar Street, Valaja, T.K Ammoor Vellore Distt. Tanil Nadu 632501	Areas of Tamil Nadu & Andhra Pradesh under Phase II, III, & IV	Provisional Registration issued on 19.11 .2015
280	Mokshadayini cable network Pvt. Ltd., 9/540/2015 – DAS	Mokshadayini cable network Pvt. Ltd Lal Bhadur Shastri Road, Kundan Market, Kimi Ghat Gaya, Bihar – 823001	In kamiur, Rohtas, Jehanabad, Aurangabad, Gaya ,Nalanda, Nawada, Sheikhpura, Lakhisarai, Jamui, Hazaribagh, Chatra and Kidern Districts in the State of Bihar	Provisional Registration issued on 19.11 .2015

Annexure 5.1 (Contd.)

Sl. No.	Name of MSO	Address	Place for which Provisional Registration was granted	Date of granted of Provisional Registration
281	Om cable network 9/211/2015 - DAS	Om cable network Jain mandir road, kayasthwadi, Tijara District Alwar, Rajasthan - 301411	Kaithal, Mewat, & Rewadi District in the state of Haryana, Distt. Alwar in the State of Rajasthan and Distt. Shahjapurt inthe state of Madhya Pradesh	Provisional Registration issued on 19.11.2015
282	Gadarwara Cable Network 9/302/2015 - DAS	Gadarwara Cable Network Rajendra babu ward, Near Railway Station, Gardwara Nawsi nghpur, Madhya Pradesh : 487551	Districts of Narsinghpur and Hoshangabad in the state of Madhya Pradesh	Provisional Registration issued on 19.11 .2015
283	Venus digital network Pvt. Ltd., 9/84/2015 - DAS	Venus digital network Pvt. Ltd No. 21, Muthugivindan Layout Aravind Nagar, East Pondy Road, Vi llupu ram, Tamil Nadu 605602	Ariyalur & Perambalur Districts in The state of Tamil Nadu	Provisional Registration issued on 19.11.2015
284	Skyarc Communication Pvt. Ltd., 9/158/2015 - DAS	Skyarc Communication Pvt. Ltd No. 193/10, Phase-1,8 th Cross street, Guruthoppu, Sath uvvachari Vellore - 632009	Entire state of Tamil Nadu under Phase II, III & IV	Provisional Registration issued on 19.11 .2015
285	But Bhavani Cable Network, 9/456/2015 - DAS	But Bhavani Cable Network Jain Derasar Road, Near School No.8, Joravanagar distt Surendra Nagar Gurjarat	Entire state of Gujarat	Provisional Registration issued on 19.11.2015
286	Siddartha Multi Channel Sysytems, 9/191/2015 - DAS	Siddartha Multi Channel Sysytems D.No.9/153, Laxmi Arcade, 3rd Floor Subhash Road, Guljarpet, Anantapuramu distt, Andhra Pradesh	In Anantapuramu District in the state of Andhra Pradesh And entire area in the state of Telangana	Provisional Registration issued on 19.11.2015
287	Shri Balaji Digital Cable Communication 9/202/2015 - DAS	Shri Balaji Digital Cable Communication Sai Nagar, Near Aishwarya Colony Mudhok, Distt Bagalkot,	In Bagalkot, Bijapur and Belgaum District of Karnataka	Provisional Registration issued on 19.11 .2015

Annexure 5.1 (Contd.)

Sl. No.	Name of MSO	Address	Place for which Provisional Registration was granted	Date of granted of Provisional Registration
288	Shri Basaneshwar Cable Network 9/258/2015 - DAS	Shri Basaneshwar Cable Network Basavana Gudi Nagar, Devagudda Road,Ranebennur, District - Haveri, Karnataka - 581115	In Karnataka State under Phase II, III & IV	Provisional Registration issued on 19.11 .2015
289	Sahya Digital Networks LLP 9/176/2015 - DAS	Sahya Digital Networks LLP 2/222F,PKK Tower, Near Municipality Office Nilambur, Malappuram Distt. Kerala - 679329	In the state of Kerala	Provisional Registration issued on 20.11 .2015
290	Siti Channel 9/511/2015 - DAS	Siti Channel S R Road,2 nd Cross, Gandhi Nagar, Challakere 577522	Areas in the State of Karnataka Under phase II, III and IV	Provisional Registration issued on 20.11.2015
291	Rajputana Cable Works 9/82/2015 - DAS	Rajputana Cable Works H. No - 4121 Mukari Mohalla, Nasi rabid, Ajmer, Rajasthan - 305601	District Ajmer in the of Rajasthan	Provisional Registration issued on 20.11.2015
292	Sri Maruthi Digital Network, 9/264/2015 - DAS	Sri Maruthi Digital Network #1 0-2-73,4 th Floor, Professional Plaza, Mayuri Centre, Khammam 507001 Telangana	East Godavari District of Andhra Pradesh and Yanam District of UT Puducherry	Provisional Registration issued on 20.11 .2015
293	Dharambir Digital Network, 9/557/2015 - DAS	Dharambir Digital Network, Gali No. 1 .Shiv Nagar, Bass Road Dharuhera, Rewari, Haryana; 1231 08	Districts of Rewari, Mewat, Mahendragarh, Gurgaon in the State of Haryana and the district Of Alwar in the state of Rajasthan	Provisional Registration issued on 20.11 .2015
294	Hi-Tech Communication. 9/568/2015 - DAS	Hi-Tech Communication. 13-93/16B, Madhavanagar Colony Shankarampet (A),Medak Telangana; 502271	Districts of Medhak, Rangareddy, Nizambad in the state of Telangana under Phase II,III & IV	Provisional Registration issued on 20.11.2015
295	K B K Network, 9/162/2014 - BP&L	K B K Network, Samrat Building, Near Bus Stand main Road, Kannad, District Aurangabad, Maharashtra 431103	DAS notified Areas of Aurangabad, Jalgaon and Jalna District In the State of Maharashtra	Provisional Registration issued on 20.11 .2015

Annexure 5.1 (Contd.)

Sl. No.	Name of MSO	Address	Place for which Provisional Registration was granted	Date of granted of Provisional Registration
296	Chandra Entertainment Network 9/304/2015 - DAS	Chandra Entertainment Network B- 18, Bank Colony, SBI Quarter, Bacheli District Dantewada, Chhattisgarh - 494553	Dantewade, Baster, Kondgaon, Narayanpur, Kanker,Dhamtari Bijapur and Sukma Districts in the State of Chhattisgarh	Provisional Registration issued on 20.11.2015
297	Antariksha Cable Network 9/236/2015 - DAS	Antariksha Cable Network Near Ram Temple, Sawkarpur, At/PO Anjangaon Surji, District Amravati, Maharashtra 444705	In the state of Maharashtra Under Phase III & IV	Provisional Registration issued on 20.11.2015
298	Nandyal Digital TV Communications 9/31/2014 - BP&L	Nandyal Digital TV Communications D No. 414/H/2, N K Road, Nandyal, Andhra Pradesh	Kurnool District in the State of Andhra Pradesh	Provisional Registration issued on 20.11.2015
299	Jai Bharat Cable Network, 9/170/2015 - DAS	Jai Bharat Cable Network Dhanpuri, No, 3 Shopping Complex Near SBI, Dhanpuri Madhya Pradesh ; 484114	In the state of Madhya Pradesh Under Phase III & IV	Provisional Registration issued on 20.11 .2015
300	Grand Gumber Entertainment and Events India Pvt. Ltd., 9/537/2015 - DAS	Grand Gumber Entertainment and Events India Pvt. Ltd., C-1 C-2,Plot No. 45 Kosabadi Niharika, Korba, Chhattisgarh ; 495677	In the State of Chhattisgarh	Provisional Registration issued on 20.11.2015
301	Pallava Network 9/270/2015 - DAS	Pallava Network No.5, Srinivas Complex, Neyveli, Main Road, Vadalur - 607303 Cuddalore Distt. Tamil Nadu	In the State of Tamil Nadu except Chennai	Provisional Registration issued on 20.11 .2015
302	Shivam JI Cable Network 9/565/2015 - DAS	Shivam JI Cable Network Satnali Road, Badhra Tehsil - Charkhi Dadri, District - Bhiwani Haryana -127308	Bhiwani, Mahendergarh, Jhajjar and Hissar Districts of Haryana and Jhunjhunu and Rajgarh Districts of Rajasthan	Provisional Registration issued on 20.11.2015
303	Sana Cable Network 9/547/2015 - DAS	Sana Cable Network Chunnuma Chowk, Hanuman Chowk, Kajalgaon Tq. Majalgaon, District Beed, Maharashtra	In Beed District in the state of Maharashtra	Provisional Registration issued on 20.11.2015

Annexure 5.1 (Contd.)

Sl. No.	Name of MSO	Address	Place for which Provisional Registration was granted	Date of granted of Provisional Registration
304	Mahesh Cable Network 9/558/2015 - DAS	Mahesh Cable Network Apartibhinda New Colony Bhadrak, Orissa – 756100	District Bhadrak, Balasore. Jajpur & Kendujhar in the State of Odisha	Provisional Registration issued on 23.11 .2015
305	Harika Cable Vision 9/149/2014 - BP&L	Harika Cable Vision D. No,6-3-13, Venugopala Swamy Temple Street, Ganganamma Pet Tehsil - 522201 Andhra Pradesh	Guntur District in the state of Andhra Pradesh	Provisional Registration issued on 23.11.2015
306	Singh Satellite, 9/555/2015 - DAS	Singh Satellite Shop No. 1, Sneh Complex Junavas, Madhapar, Bhuj, Kachch Gujarat ; 370020	In the State of Gujarat	Provisional Registration issued on 23.11.2015
307	Cowa Digital Communications Networks, 9/275/2015 - DAS	Cowa Digital Communications Networks, 5-10-92&93, Kishanpura, Hanamkonda, District Warangal, Telangana – 506001	Warangal District in the state of Telangana	Provisional Registration issued on 23.11.2015
308	Ganga Media Group 9/468/2015 - DAS	Ganga Media Group C/o – Chitra Tour & Travels Kailash Gate, Muni Ki Reti, District – Tehri Garhwal (U.K) Pin Code – 249137	Tehri Garhwal, Pauri Garhwal, Pauri Garhwal, Dehradun and Haridwar in the State of Uttarakhand	Provisional Registration issued on 23.11 .2015
309	Netaji & Trimurti Cable TV Network 9/53/2015 - DAS	Netaji & Trimurti Cable TV Network Plot No. 6, Subhash Colony, Shirpur, Distt. Dhule, Maharashtra – 425405	District Dhule in the State of Maharashtra	Provisional Registration issued on 23.11.2015
310	M.R. Murali, 9/285/2015 - DAS	M.R. Murali, 8/10, Thirumalai Nambi Street, Kumbakonam, Thanjavur District, Tamil Nadu – 612001	Thanjavur and Thiruvarur Districts in the state Tamil Nadu	Provisional Registration issued on 23.11 .2015
311	Sagar Cable Network 9/362/2015 - DAS	Sagar Cable Network Brahman Sawarnkar Bhavan, Pani Ki Tanki Ke Pas, Nahro Ka Dhara Merta City, Rajasthan 341510	Nagour district in the state of Rajasthan	Provisional Registration issued on 23.11.2015

Annexure 5.1 (Contd.)

Sl. No.	Name of MSO	Address	Place for which Provisional Registration was granted	Date of granted of Provisional Registration
312	J.J. Associates, 9/475/2015 - DAS	J.J. Associates, Ward No.4, Infront of Sindhi Gurdwara Pachmarhi Road, Pipariya District Hosangabad Madhya Pradesh	Hosangabad and Narsignpur Districts in the State of Madhya Pradesh	Provisional Registration issued on 23.11 .2015
313	MC & CATV Network 9/481/2015 - DAS	MC & CATV Network At kujang, Po- Kujang, Jagatsinghpur Odisha - 754141	Areas in Jagatsinghpur, Kendrapara, Jajpur And Cuttack District in Odisha	Provisional Registration issued on 23.11.2015
314	Chandrama Cable Network 9/309/2015 - DAS	Chandrama Cable Network A/P 767, Lute Wasti, Chari No,15,Chitali Road Rahata, District Ahemadnagar, Maharashtra 423107	Areas in Nasik & Aurangabad Districts in the State of Maharashtra	Provisional Registration issued on 23.11.2015
315	Bharath Dish 9/441/2015 - DAS	Bharath Dish 3/687-6, Krishnapuram,5 th Road,Tadipatri, Ananthapur Andhra Pradesh.	Areas in Anantapur, Kadapa & Kurnool Districts in the State of Andhra Pradesh	Provisional Registration issued on 23.11 .2015
316	Sky Nexus Entertainment Pvt. Ltd., 9/358/2015 - DAS	Sky Nexus Entertainment Pvt. Ltd 313, Sahodarpur West,Sita Ram Gali, Station Road, Pratapgarh Uttar Pradesh – 230001	Pratapgarh, Amethi, Sultanpur, Raebareli, Faizabad, Allahabad, Jaunpur and Bhadohi districts and in the State of Uttar Pradesh	Provisional Registration issued on 23.11 .2015
317	SRE Digital Communication 9/163/2015 - DAS	SRE Digital Communication # 9- 1- 101/1, Mathura Basthi Kothagudem, Khamam, Telangana – 507 101	Khammam Districts in the State of Telangana	Provisional Registration issued on 23.11.2015
318	Siddheswer Cable Network 9/173/2015 - DAS	Siddheswer Cable Network Hutatma Smarak Jintur Prabhani Maharashtra 431509	District od Prabhani In Maharashtra	Provisional Registration issued on 24.11.2015
319	Madhu Cable Network 9/417/2015- DAS	Madhu Cable Network Plot No 765, Aravinaka, Burande Layout, Manas Madir Post Wardha Maharashtra – 9/417/2015 - DAS	Wardha District in the State of Maharashtra	Provisional Registration issued on 24.11.2015

Annexure 5.1 (Contd.)

Sl. No.	Name of MSO	Address	Place for which Provisional Registration was granted	Date of granted of Provisional Registration
320	Space Vision Digital Network Pvt. Ltd 9/83/2015 - DAS	Space Vision Digital Network Pvt. Ltd 401, 4th Floor B wing , Akanksha Apartment, D.K Sandhu marg, Chembur, Mumbai – 400071 Maharashtra	In the State of Maharashtra, Goa, Rajasthan, Gujarat, Karnataka, Andhra Pradesh, Kerala, Madhya Pradesh & Himachal Pradesh and Hyderabad in the State of Telangana	Provisional Registration issued on 24.11 .2015
321	Vivek Cable Network 9/67/201 5- DAS	Vivek Cable Network 170/3 Mishra Market, Panagar, Jabalpur, Madhya Pradesh – 483 220	Jabalpur District in the State of Madhya Pradesh	Provisional Registration issued on 24.11.2015
322	Rudrapur Cable TV Network 9/193/2015 - DAS	Rudrapur Cable TV Network Gali No. 2, Singh Colony Rudrapur (US Nagar), Uttrakhand – 263153	In the State of Uttrakhand	Provisional Registration issued on 24.11.2015
323	Shakuntala – Karan Digital and Internet Pvt. Ltd 9/46/201 4- BP&L	Shakuntala – Karan Digital and Internet Pvt. Ltd Flat No. 171 A, Raviraja Complex, Shop No – 6, and Flat No. 7& 8, Mangalwar Peth, Ta-Bhor, Dist. – Pune Maharashtra – 412 206	Pune and Satara Districts in the State of Maharashtra	Provisional Registration issued on 27.11 .2015
324	Extreme Teleconnect Private Limited 9/342/2015 - DAS	Extreme Teleconnect Private Limited C – 99, 3rd Floor, Lajpat Nagar – 1 New Delhi – 110024	PAN India	Provisional Registration issued on 27.11.2015
325	Hindupur Cable T V Operators Welfare Association 9/357/2015 - DAS	Hindupur Cable T V Operators Welfare Association 7-2-24/1, D.L.R Buildings, Dhanalakshmi Road, Hindupur – 515201 Kothagudem, Khamam, Telangana	Ananthapur District	Provisional Registration issued on 27.11.2015

Annexure 5.1 (Contd.)

Sl. No.	Name of MSO	Address	Place for which Provisional Registration was granted	Date of granted of Provisional Registration
326	RK Digital Cable Service Pvt. Ltd 9/04/2015 - DAS	RK Digital Cable Service Pvt. Ltd 2323 Rajapurkar Colony Udyamnagar Ratnagiri, Maharashtra – 415 612	In the Districts of Ratnagiri, Sindhudurg, Raigarh, Kolhapur, Satara, Thane, Mumbai, Mumbai, Suburban, & Sangli in the State of Maharashtra, and Districts North Goa and South Goa in the Goa State	Provisional Registration issued on 02.12.2015
327	Srisivakami Amman Cable TV System 9/167/2015 - DAS	Srisivakami Amman Cable TV System 332, Main Road, Chinnamanur – 625515 State : Tamil Nadu	In Theni District of Tamil Nadu	Provisional Registration issued on 02.12.2015
328	Shri Shyam Baba Cable Network 9/339/2015 - DAS	Shri Shyam Baba Cable Network New Bus Stand Road, Near Rohtak Chowk District – Bhiwani, Haryana - 127306	Rohtak, Bhiwani ,Mehender Garh, Jhajar and Sonipat Districts of Haryana	Provisional Registration issued on 07.12.2015
329	Raj Cable Network 9/541/2015 - DAS	Raj Cable Network 2, Mahalaxmi Shopping Marjet Road Kadi, Gujarat – 382 715	District Mehsana, Ahmedabad, Surendranagar & Gandhi nagar in the State of Gujarat	Provisional Registration issued on 07.12.2015
330	Lonar Cable Network 9/57/2015 – DAS	Lonar Cable Network Hirdav Chowk, Above Vidharbh Khetriya Gramin Bank, Post / TQ – Lonar District – Buldhana, Maharashtra	Buldhana District of Maharashtra	Provisional Registration issued on 07.12.2015
331	Srivi Communication 9/246/2015 - DAS	Srivi Communication No 1, Periyar Perumal East Srivilliputhur Mada Street Srivilliputhur : 626 125, Tamil Nadu	In the State of Tamil Nadu under Phase III & IV	Provisional Registration issued on 07.12.2015
332	Matarani Cable TV Network 9/589/2015 – DAS	Matarani Cable TV Network Near Middle School Gogunda Udaipur, Rajasthan : 313 705	District of Udaipur, Rajsamand, Sirohi and Pali in Rajasthan	Provisional Registration issued on 07. 12.2015
333	Kulasekharam Television Network Pvt. Ltd 9/249/2015 - DAS	Kulasekharam Television Network Pvt. Ltd, 4/167/2 PNN Complex, Arasamoodu Junction, Kulasekharam. Kanyakumari Tamil Nadu – 629 161	District of Kanyakumari in TamiNadu	Provisional Registration issued on 07. 12.2015

Annexure 5.1 (Contd.)

Sl. No.	Name of MSO	Address	Place for which Provisional Registration was granted	Date of granted of Provisional Registration
334	Victoy Digital Network Pvt. Ltd 9/299/2015 - DAS	Victoy Digital Network Pvt. Ltd No 1946, 2nd Floor Sonalika Tractors Building , Opp Jain Bajaj, PB Road, Davanagere Karnataka 577006	In the State of Karnataka under Phase III and IV	Provisional Registration issued on 07. 12.2015
335	Jajpur Digital Network Services Private Limited 9/509/2015 - DAS	Jajpur Digital Network Services Private Limited, AT/PO/PS – Panikoili, District – Jajpur – 755043 Odisha (Near Sharma Petrol Pump)	Jajpur, Bhadrak, Keonjhar and Dhenkanal Districts in the State of Odisha	Provisional Registration issued on 07. 12.2015
336	Treeshakti Cable Network 9/583/2015 - DAS	Treeshakti Cable Network Kansari Street, Bellaguntha Po: Bellaguntha, Distt : Ganjam Odisha – 761 119	Ganjam District in the State of Odisha.	Provisional Registration issued on 07.12.2015
337	Den Discovery Digital Network Pvt. Ltd. 9/87/2013 – BP&L	Den Discovery Digital Network Pvt. Ltd., 104, 2nd Floor, Mayur Plaza Wadala Naka, Nashik - 422002 Maharashtra	In the State of Maharashtra	Provisional Registration issued on 09.12.2015
338	Triple Play Teleservices Pvt. Ltd 9/98/2015 –DAS	Triple Play Teleservices Pvt. Ltd Galleria Market (Basement), DLF Phase IV, Distt: Gurgaon Haryana – 122 009	State of Haryana, Uttar Pradesh and Delhi	Provisional Registration issued on 18.12.2015
339	Thar Media Services 9/210/2015 - DAS	Thar Media Services Shop no, 40, Jai Bhawani Colony, Khatipura Circle, Jaipur- 302 012	State of Rajasthan & Haryana	Provisional Registration issued on 29.12.2015
340	SATCO 9/570/2015 - DAS	SATCO, AT-P.O Bargarh, Ward No. 12, Bargarh, Odisha – 768028	Entire State Odisha under phase – III & IV	Provisional Registration issued on 29.12.2015
341	Bhaskar Prakashan Pvt. Ltd. 9/559/2015 - DAS	Bhaskar Prakashan Pvt. Ltd. Bishambhar Bhawan, 18, Civic Centre Jabalpur – 482002 Madhya Pradesh	State of Madhya Pradesh and Chattisgarh	Provisional Registration issued on 29.12.2015

Annexure 5.1 (Contd.)

Sl. No.	Name of MSO	Address	Place for which Provisional Registration was granted	Date of granted of Provisional Registration
342	Zonet cable TV Pvt. Ltd. 9/90/2014 - BP&L	Zonet cable TV Pvt. Ltd. Zorum, 3rd Floor, Rev, Zairema Building, Zakawat, Aizwal Mizoram – 796 001	State of Mizoram	Provisional Registration issued on 29.12.2015
343	Gentle Entertainment 9/116/2014 - BP&L	Gentle Entertainment 312, 314 & 317, Spark Plaza Telibandha, raipur	In the State of Chattisgarh	Provisional Registration issued on 31.12.2015
344	Tin Tin Cable TV Network, 9/58/2015 - DAS	Tin Tin Cable TV Network, H – 204, GF Ashok Vihar Phase I , Delhi – 52	PAN India	Provisional Registration issued on 31 .12.2015
345	BCN Cable Network 9/600/2015 - DAS	BCN Cable Network Indira Nagar, Bhoom Osmanabad, Maharashtra 413 504	State of Maharashtra under Phase III& IV	Provisional Registration issued on 31.12.2015
346	Lucky Digital Network 9/88/2015 - DAS	Lucky Digital Network Old LIC Road, Ward No 1, House No. 120 Sarni 460447, District – Betul Madhya Pradesh	In Betul District in the State of Madhya Pradesh	Provisional Registration issued on 31.12.2015
347	Seashell Networking Pvt. Ltd. 9/607/2015 - DAS	Seashell Networking Pvt. Ltd. R. No 3, Naidu House, Shipoli Village Laxman N. Bhandari Chawl Borivali West , Mumbai 400092	In the State of Maharashtra, Gujarat and Goa	Provisional Registration issued on 31.12.2015
348	Khawaja Cable Network 9/385/2015 - DAS	Khawaja Cable Network Gulmarg Road, Magam Budgam Jammu and Kashmir – 193 401	Budgam , Baramulla, Srinagar, and Bandipura Districts of Jammu and Kashmir State	Provisional Registration issued on 31 .12.2015
349	Radhika Cable Network 9/453/2015 - DAS	Radhika Cable Network Main Raod, Banosa – Daryapur, Tq. Daryapu r, Distt. Amravati Maharashtra – 444803	Amaravati and Akola District in the State of Maharashtra	Provisional Registration issued on 31.12.2015

Annexure 5.1 (Contd.)

Sl. No.	Name of MSO	Address	Place for which Provisional Registration was granted	Date of granted of Provisional Registration
350	Aadhishakti Digital Network 9/616/2015 -DAS	Aadhishakti Digital Network Plot No. 2 Sector – D, Bawadiya Kala Railway gate, Ahamadpur, Bhopal, Madhya Paradesh 462 026	In the State of Madhya Pradesh	Provisional Registration issued on 31.12.2015
351	Maruti Cable Network 9/28/2015 - DAS	Maruti Cable Network AT – Hanspal, PO- Naharakanta – 751 101, District Khurdha, Odisha	Khurda, Cuttack, Jagatsingh pur and Puri Districts in the State of Odisha	Provisional Registration issued on 31.12.2015
352	Galaxy Digital 9/398/2015 - DAS	Galaxy Digital 84/5, North Street MS Complex Tirukoilur, Villupuram Dist, Tamil Nadu : 605757	District Villupuram in Tamil Nadu	Provisional Registration issued on 31.12.2015
353	Dalora Cable Network 9/160/2014 – BP&L	Dalora Cable Network Old Sabzi Mandi, Azad Chowk Barmer, Rajasthan – 344 001	Barmer District in the State of Rajatshan	Provisional Registration issued on 31.12.2015
354	Star Vision 9/208/2015 - DAS	Star Vision At Alarpur, PO Brahamagiri District Puri, Odisha – 752 011	In Puri, Khurdha, Ganjam and Cuttack Districts in the State of Odisha	Provisional Registration issued on 31.12.2015
355	Ekta Cable Network 9/171/2015 - DAS	Ekta Cable Network Ward no. 1, Behaind Z P High School Manggrulpir, Distt: Washim Maharashtra – 444 403	Washim District in the State of Mahasrahtra	Provisional Registration issued on 31.12.2015
356	Goienkars Digital Network Pvt. Ltd. 9/560/2015 – DAS	Goienkars Digital Network Pvt. Ltd. H. No. 2/1961, Gate No 3 Kadam Compound, Behind Tata Garage, Fatorda Margao 403602 Goa	In the State of Goa	Provisional Registration issued on 31 .12.2015
357	Advance Multisystem Broadband Communications Ltd. 9/136/2014 – BP&L	Advance Multisystem Broadband Communications Ltd. Bankim Kanan, Chinsurah Station Road, P.O – Chinsural, R.S Dist – Hooghly – 712 102	In the State of Wesr Bengal under DAS Phase III and IV	Provisional Registration issued on 31 .12.2015

Annexure 5.1 (Contd.)

Sl. No.	Name of MSO	Address	Place for which Provisional Registration was granted	Date of granted of Provisional Registration
358	City Cable Network 9/477/2015 - DAS	City Cable Network Media Building . Opp D.C Office Washbugh, Pulwana Jammu and Kashmir – 192 301	Pulwana, Shopian, Budgam and Anantnag Districts of Jammu and Kashmir State	Provisional Registration issued on 31.12.2015
359	Kargil Cable Network 9/519/2015 - DAS	Kargil Cable Network Main Bazar, kargil Jammu and Kashmir 194 103	Districts of Kargil in the State of Jammu and Kashmir under Phase II, III& IV	Provisional Registration issued on 31.12.2015
360	Mahesh Satellite Communication Network 9/59/2015 - DAS	Mahesh Satellite Communication Network, Near Khandeshwar Temple Ward no.4, At/po – Nandgoan Khandeshwar, Distt.– Amaravati Maharashtra – 444 708	Phase III & IV in the State of Maharashtra	Provisional Registration issued on 31.12.2015
361	Master Channel Community Network Pvt. Ltd. 9/165/2015 - DAS	Master Channel Community Network Pvt. Ltd., D.No. 40-1-1 00A, 4th Floor , Kohinoor Plaza, Bank of Baroda Building Benz Circle, Vijayawada – 520 010	Andhra Pradesh and Telangana under Phase III and IV	Provisional Registration issued on 31.12.2015
362	JB Cable Network 9/582/2015 – DAS	JB Cable Network Chanmari – I, C-1 230 Lunglei, Mizoram – 796 701	Districts of Lunglei in Mizoram	Provisional Registration issued on 31.12.2015
363	K Channel Cable Network 9/257/2015 - DAS	K Channel Cable Network Ugam Place, Karnaja (lad), Distt: Washim, Maharashtra – 444 105	Entire State of Maharashtra under Phase II, III and IV	Provisional Registration issued on 31.12.2015
364	Sai Ganesh Media Digital Network 9/414/2015 - DAS	Sai Ganesh Media Digital Network 6- 116, Jawahar Nagar Colony, Main Road, Near SBH,Bhupal Pally, Distt : Warangal, Telangana – 506 169	State of Telangana and Maharashtra	Provisional Registration issued on 31.12.2015
365	Jayam Cables 9/112/2015 - DAS	Jayam Cables 37, Mothilal 2nd Street Near Arapalayan Busstand Madurai – 625 016, Tamil Nadu	Madurai District in the State of Tamil Nadu	Provisional Registration issued on 31 .12.2015

Annexure 5.1 (Contd.)

Sl. No.	Name of MSO	Address	Place for which Provisional Registration was granted	Date of granted of Provisional Registration
366	Multicity Digital Consortium Pvt. Ltd. 9/588/2015 - DAS	Multicity Digital Consortium Pvt. Ltd. 124, Ramasamy Layout, DPF Street Pappanaikanpalayam, Coimbatore – 641 037 Tamil Nadu	Phase – II, III and IV in the State of Tamil Nadu except Chennai	Provisional Registration issued on 31 .12.2015
367	Digital Cable TV Network 9/276/2015 - DAS	Digital Cable TV Network 2nd Floor, Kumar Tower B.H.E.L Turn Ranipur, Dist. – Haridwar – 249 407 Uttarakhand	Entire State of Uttarakhand and Saharanpur, Muzzafarnagar, Bijnore, Shamli, Meerut, Bagpat, Bareilly, Moradabad, Naziabad, Dhampur and Rampur Districts in Uttar Pradesh	Provisional Registration issued on 31.12.2015
368	Brightway Cable & Datacom Pvt. Ltd 9/06/2015- DAS	Brightway Cable & Datacom Pvt. Ltd Flat No. 502, H.No. 1-3-1 040 & 1041, Shankara Karanti Apts., Kawadiguda Hyderabad – 500080	State of Telangana	Provisional Registration issued on 31 .12.2015
369	Megaa Vision Communication 9/576/2015 - DAS	Megaa Vision Communication H. No. 1-4-388/3, Behind Bajaj Showroom Saraswathi Nagar, Bodhan, N izamabad Telangana – 503 185	State of Telangana	Provisional Registration issued on 31 .12.2015
370	Maa Patakhanda Cable Vision 9/316/2015 – DAS	Maa Patakhanda Cable Vision Ganesh Bazar, Main Road, Phulbani Odisha – 762 001	Districts of Kandhmal, Ganjam & Boudh in the State of Odisha	Provisional Registration issued on 31.12.2015
371	Star Cable Network 9/609/2015 -DAS	Star Cable Network House No. 252, VPO – Barwasni District – Sonipat, Haryana – 131001	Sonipat, Rohtak, Panipat, Karnal, Jind, Bhiwani and Kaithal Districts in the State of Haryana	Provisional Registration issued on 31.12.2015
372	Amravara Indigital Media Services Pvt. Ltd. 9/394/2015 - DAS	Amravara Indigital Media Services Pvt. Ltd., 6-3-1091/1/1, Uma Hyderabad House, 2nd Floor, Raj Bhavan Road Hyderabad Telangana	Areas in the State of Telangana	Provisional Registration issued on 31.12.2015

Annexure 5.2: List of Pay Channels as reported to TRAI

Sl. No.	Name of the broadcaster	Sl. No	Name of the channel
1	M/s 9X Media Private Limited	1	9X Jalwa
		2	9X Jhakaas
		3	9XM
		4	9XO
2	M/s AETN 18 Media Pvt Limited	5	The History Channel
3	M/s Asianet Communications Limited	6	Asianet
		7	Asianet Plus
		8	Asianet Movies
		9	Suvarna Plus
		10	Suvarna
		11	Asianet HD
4	M/s B4U Television Network India Ltd	12	B4U Movies
5	M/s Bangla Entertainment Pvt Ltd	13	AATH
6	M/s BBC Global News India Pvt Ltd	14	BBC World News
7	M/s Bennett, Coleman & Company Limited	15	Zoom
		16	Romedy Now
		17	MN +(Earlier name "Movies Now +")
		18	Magicbricks Now
		19	ET NOW
		20	Times Now
8	M/s Business Broadcast News Pvt Ltd	21	Bloomberg TV India
9	M/s Celebrities Management Pvt Ltd	22	Travel XP HD (Earlier name "Travel XP")
10	M/s Greycells18 Media Limited	23	Topper TV
11	M/s Discovery Communications India	24	Animal Planet
		25	Discovery Channel
		26	Discovery Channel – Tamil
		27	Discovery Kids Channel
		28	Discovery Science
		29	Discovery Turbo
		30	ID Investigation Discovery
		31	Discovery HD World (earlier name "Discovery HD")
		32	Animal Planet HD World (earlier name "Discovery Home and Health")
		33	TLC HD world (earlier name "Military Channel")
		34	TLC

Annexure 5.2 (Contd.)

Sl. No.	Name of the broadcaster	Sl. No	Name of the channel
12	M/s Da Vinci Media India Pvt Ltd	35	Da Vinci Learning
13	E-24 Glamour Limited	36	E 24
14	M/s Eenadu Televisoin Private Limited	37	ETV Telugu
		38	ETV Andhra Pradesh (earlier name "ETV-2")
		39	ETV - Telangana (earlier name "ETV-3")
		40	ETV Cinema
		41	ETV Life
		42	ETV Plus
		43	ETV Abhiruchi
15	M/s EPIC Television Networks Pvt Ltd	44	EPIC TV (HD Distribution)
16	M/s Fox Channels (India) Private Limited	45	Nat Geo Wild
		46	Nat Geo People (Earlier name "Nat Geo Adventure")
		47	National Geographic HD
		48	Nat Geo Music (HD Distribution)
		49	Nat Geo Wild HD
		50	Nat Geo People HD (Earlier name "Nat Geo Adventure HD")
17	M/s Genx Entertainment Limited	51	Baby TV (HD Distribution)
		52	UTV Bindass
		53	UTV Action
18	M/s IBN Lokmat News Private Ltd	54	IBN Lokmat
19	M/s Mavis Satcom Limited	55	J Movies
		56	Jaya Max
		57	Jaya Plus
		58	Jaya TV
20	M/s ABP News Network Pvt Limited	59	ABP Ananda
		60	ABP Majha
21	M/s Sony Pictures Networks India Private Limited	61	Animax
		62	AXN
		63	SET MAX
		64	MIX
		65	SAB
		66	SONY ENTERTAINMENT CHANNEL (SET)
		67	PIX
		68	SIX
		69	MAX 2 (Earlier name "MAX HD")

Annexure 5.2 (Contd.)

Sl. No.	Name of the broadcaster	Sl. No	Name of the channel
		70	PAL (Earlier Name "SAB HD")
		71	SET HD
		72	SIX HD
		73	PIX HD
		74	MAX HD
22	M/s NDTV Life style Limited	75	NDTV Good Times
23	M/s Neo Sports Broadcast Pvt Limited	76	NEO Prime (Earlier name "Neo Cricket")
		77	Neo Sports
24	M/s New Delhi Television Limited	78	NDTV 24*7
		79	NDTV India
		80	NDTV Profit
25	M/s NGC Network (India) Pvt Limited	81	Fox Life (earlier name "Fox Traveller")
		82	National Geographic Channel (NGC)
		83	Fox Life HD (Earlier name "Fox Traveller HD")
26	M/s Odisha Television Limited	84	Prarthana
		85	Tarang
		86	Tarang Music
		87	Alankar
27	M/s Panorama Television Private Limited	88	ETV Bihar Jharkhand
		89	ETV MP Chattisgarh
		90	ETV Rajasthan
		91	ETV Uttar Pradesh Uttarachal
		92	ETV Urdu
		93	ETV News Kannada
		94	ETV News Bangla
		95	ETV Haryana / Himanchal Pradesh
		96	ETV News Gujarati
		97	ETV News Odia
28	M/s Paul Entertainments Pvt Limited	98	9X Tashan (Earlier name "Purvaiya")
29	M/s Prism Television Private Limited	99	Colors Bangla (Earlier name "ETV Bangla")
		100	Colors Guarati (Earlier name "ETV Gujarati")
		101	Colors Kannada (Earlier name "ETV Kannada")
		102	Colors Marathi (Earlier name "ETV Marathi")
		103	Colors Oriya (Earlier name "ETV Oriya")

Annexure 5.2 (Contd.)

Sl. No.	Name of the broadcaster	Sl. No	Name of the channel
30	M/s Raj Television Network Limited	104	Raj Musix Kannada
		105	Raj Digital Plus
		106	Raj Musix
		107	Raj News
		108	Raj TV
		109	Vissa TV
31	M/s Reliance BIG Broadcasting Pvt Limited	110	BIG MAGIC
		111	Big Ganga (Earliar name "Big Magic Ganga")
32	M/s Sahara India Commercial Corporation Ltd	112	Sahara Filmy
		113	Sahara One
33	M/s Sarthak Entertainment Pvt Ltd	114	Sarthak TV
34	M/s Silverstar Communications Limited	115	Mega 24
		116	Mega Musiq
		117	Mega TV
35	M/s Star India Private Limited	118	Channel (V)
		119	Star Sports 4
		120	FX
		121	Life Ok (earlier name "Star One")
		122	Movies OK (earlier name "Gold Action")
		123	Star Sports 3
		124	Star Gold
		125	Star Jalsha
		126	Star Movies
		127	Star Movies Action
		128	Star Plus
		129	Star Pravah
		130	Star Sports 1
		131	Star Sports 2
		132	Star World
		133	Jalsha Movies (Earlier name "Star Bengali")
134	Star Sports HD 2		
135	Star Sports HD 1		
136	Life Ok HD		
137	Star Gold HD		
138	Star Movies HD		
139	Star Plus HD		

Annexure 5.2 (Contd.)

Sl. No.	Name of the broadcaster	Sl. No	Name of the channel
		140	Star World Prmiere HD
		141	Star Sports HD 3
		142	Star Sports HD 4
		143	Star Movies Select HD
		144	Star World HD
		145	FX HD
		146	MAA Gold (Earlier name "MAA Junior")
		147	MAA Movies (Earlier name "MAA Pooja")
		148	MAA Music
		149	MAA TV
36	M/s SUN TV Network Limited	150	Adithya TV
		151	Chintu TV
		152	Chutti TV
		153	Gemini Comedy
		154	Gemini Life
		155	Gemini Movies
		156	Gemini Music
		157	Gemini News
		158	Gemini TV
		159	KTV
		160	Kiran TV
		161	Kushi TV
		162	SUN Life
		163	Sun Music
		164	Sun News
		165	Surya Music (Earlier name "Sun News English")
		166	SUN TV
		167	SUN TV RI
		168	Surya TV
		169	Udaya Comedy
		170	Udaya Movies
		171	Udaya Music
		172	Udaya News
		173	Udaya TV
		174	Kochu TV
		175	Sun TV HD

Annexure 5.2 (Contd.)

Sl. No.	Name of the broadcaster	Sl. No	Name of the channel
		176	KTV HD
		177	Sun Music HD
		178	Gemini TV HD
		179	Sun Action
		180	Gemini Action
		181	Surya Action
		182	Suriyan Tv
37	M/s Taj Television India Private Limited	183	Ten Action
		184	Ten Sports
		185	Ten Golf HD
		186	Ten HD
38	M/s Turmeric Vision Private Limited	187	Food Food TV
39	M/s Turner International India Pvt Ltd	188	Cartoon Network
		189	CNN International
		190	HBO
		191	POGO
		192	Toonami (Earlier name "Boomerang")
		193	WB
		194	HBO Hits HD
40	M/s TV 18 Broadcast Limited	195	CNN-IBN
		196	IBN 7
		197	CNBC Bazaar
		198	CNBC TV 18 Prime HD
		199	CNBC Awaaz
		200	CNBC TV 18
41	M/s TV Today Network Limited	201	Aaj Tak
		202	Delhi Aaj Tak
		203	Headlines Today
		204	Aaj Tak Tez
42	M/s United Home Entertainment Pvt Limited	205	Hungama TV
43	M/s Disney Broadcasting (India) Limited	206	Disney Junior (Earlier name "UTV Comedy")
		207	UTV Movies
		208	Disney XD (Earlier name "UTV World Movies")
		209	Bindass Play (Earlier name "UTV Stars")
		210	The Disney Channel

Annexure 5.2 (Contd.)

Sl. No.	Name of the broadcaster	Sl. No	Name of the channel
44	M/s Viacom 18 Media Private Limited	211	Colors
		212	Comedy Central (HD Distribution)
		213	MTV
		214	NICK
		215	Nick Jr / Teen Nick
		216	SONIC
		217	VH 1 (HS Distribution)
		218	Colors Infinity HD
		219	Colors Infinity
		220	Colors HD
		221	NICKS HD+
		222	MTV Indies (HD Distribution)
45	M/s Vijay Television Pvt Limited	223	Vijay TV
46	M/s Zee Akaash News Private Limited	224	24 Ghanta
47	M/s Zee Entertainment Enterprises Limited	225	Zee ETC Bollywood (Earlier name "Zee Bollywood")
		226	Action Cinema
		227	Zee Bangla Cinema
		228	Zee Café HD
		229	Zee Café
		230	Zee Cinema
		231	Classic Cinema
		232	Zee Salaam
		233	Zee Smile
		234	Zee Studio
		235	Zee Talkies
		236	Zee TV
		237	Zing
		238	Zindagi
		239	& Picture
		240	Zee Q
		241	Zee Bangla
242	Zee Marathi		
243	Living Foodz (earlier name "Zee Khana Khazana")		
244	Zee TV HD		
245	Zee Cinema HD		

Annexure 5.2 (Contd.)

Sl. No.	Name of the broadcaster	Sl. No	Name of the channel
		246	Zee Studio HD
		247	& TV
		248	& TV HD
		249	& Pictures HD
		250	Ten Cricket (earlier name "Play TV")
48	M/s Zee Media Corporation Limited	251	Zee 24 Taas
		252	Zee Kalinga (Earlier name "Zee 24 Ghantalu)
		253	Zee Business
		254	Zee Kannada
		255	Zee News
		256	Zee Punjab Haryana Himachal (Earlier name "Zee Punjabi")
		257	Zee Telugu
		258	Zee Madhya Pradesh Chattisgarh
		259	Zee Rajasthan News (Earliner name "Zee Marudhara" and "Zee Rajasthan Plus")
49	M/s Zoom Entertainment Network Limited	260	Movies Now (HD)
50	M/s AXN Networks India Private Limited	261	SONY ESPN (Earlier name "SONY KIX")
		262	AXN HD

Annexure 5.3: List of 86 existing cities with operational FM Radio channels in India

S.No.	Name of City	Category	Number of operational channels
1	Agartala	D	1
2	Agra	B	2
3	Ahmedabad	A	5
4	Ahmednagar	C	2
5	Aizwal	D	1
6	Ajmer	C	2
7	Akola	C	1
8	Aligarh	C	1
9	Allahabad	B	2
10	Amritsar	B	3
11	Asansol	B	2
12	Aurangabad	C	2
13	Bareilly	C	2
14	Bengaluru	A	7
15	Bhopal	B	4
16	Bhubaneswar	C	3
17	Bikaner	C	1
18	Bilaspur	C	1
19	Chandigarh	C	2
20	Chennai	A+	8
21	Coimbatore	B	4
22	Delhi	A+	8
23	Dhule	C	1
24	Gangtok	D	3
25	Gorakhpur	C	1
26	Gulbarga	C	1
27	Guwahati	C	3
28	Gwalior	C	4
29	Hissar	D	3
30	Hyderabad	A	4
31	Indore	B	4
32	Itanagar	D	1
33	Jabalpur	B	4
34	Jaipur	A	5
35	Jalandhar	C	4

Annexure 5.3 (Contd.)

S.No.	Name of City	Category	Number of operational channels
36	Jalgaon	C	2
37	Jammu	C	1
38	Jamshedpur	B	3
39	Jhansi	C	1
40	Jodhpur	C	3
41	Kannur	C	4
42	Kanpur	A	3
43	Karnal	D	2
44	Kochi	B	3
45	Kolhapur	C	2
46	Kolkata	A+	9
47	Kota	C	3
48	Kozhikode	C	2
49	Lucknow	A	3
50	Madurai	B	3
51	Mangalore	C	3
52	Mumbai	A+	7
53	Muzaffarpur	C	1
54	Mysore	C	2
55	Nagpur	A	4
56	Nanded	C	1
57	Nasik	C	2
58	Panaji	D	3
59	Patiala	C	3
60	Patna	B	1
61	Puducherry	C	3
62	Pune	A	4
63	Raipur	C	4
64	Rajahmundry	C	1
65	Rajkot	B	3
66	Ranchi	C	4
67	Rourkela	C	2
68	Sangli	C	2
69	Shillong	D	1
70	Shimla	D	3
71	Sholapur	C	2
72	Siliguri	C	3
73	Srinagar	C	1

Annexure 5.3 (Contd.)

S.No.	Name of City	Category	Number of operational channels
74	Surat	A	4
75	Thiruvananthapuram	C	4
76	Thrissur	C	4
77	Tiruchy	C	2
78	Tirunelveli	C	2
79	Tirupati	C	2
80	Tuticorin	C	2
81	Udaipur	C	3
82	Vadodra	B	4
83	Varanasi	B	3
84	Vijayawada	B	2
85	Vishakapatnam	B	4
86	Warrangal	C	1
Total			243

Source: Ministry of Information & Broadcasting (MIB)

Annexure 5.4 : List of pay DTH Operators

- 1. M/s. Tata Sky Ltd.,**
3rd Floor, C-1, Wadia International Centre (Bombay Dyeing)
Pandurang Budhkar Marg, Worli,
Mumbai – 400 025
Tel: 022-6613 3000
Fax-022-6613 3030
Website : www.tatasky.com

- 2. M/s Dish TV India Ltd.**
FC-19, Sector-16A, Film City,
Noida-201301
Tel: 91-120-2467005 / 2467000
Fax: 91-120-4357082
Website : www.dishtv.in

- 3. SUN Direct TV(P) Ltd.**
Murasoli Maran Towers, 73, MRC Nagar,
Main Road, MRC Nagar, Chennai – 28
PH: 044-44676767, Fax No 044-40679191
Website : www.sundirect.in

- 4. Bharti Telemedia Ltd.**
Airtel Centre, Plot No 16,
Udyog Vihar Phase IV,
Gurgaon – 122 015
Ph: 0124-4222222
Fax : 0124-4248063
Website : www.airtel.in

- 5. Reliance Big TV Pvt. Ltd.**
3rd Floor, A-Wing,
Reliance Centre, Maharaja Ranjit Singh Marg,
New Delhi – 110 002
Ph: 011-30331012
Fax : 011-30331781
Website : www.rcom.co.in

- 6. M/s Videocon d2h Limited
(Formerly Bharat Business Channel Limited)**
Plot No 1D, Udyog Vihar Industrial Area,
Surajpur, Greater NOIDA,
Distt, Gautam Budh Nagar- 201 306
Ph: 0120-6141000
Fax : 0120-6141250
Website : www.vedeocond2h.com

**Annexure 5.5: List of permitted teleports as downloaded from the website of
Ministry of Information & Broadcasting**

Sr. No	Name of Teleport	Address	Location	Date of Permission
1	TV TODAY NETWORK LIMITED	TV TODAY NETWORK LIMITED FC-8, SECTOR-16A, NOIDA(UP)	NEW DELHI	22-Nov-2000
2	SUN TV LTD.	R S NO. 4288/72, 73 & 116, BLOCK NO. 94, MRC NAGAR CHENNAI-600018	CHENNAI	12-Mar-01
3	ENTERTAINMENT TELEVISION NETWORK PVT. LTD	7B, SHAH INDUSTRIAL ESTATE, OFF VEERA DESAI ROAD, ANDHERI W , MUMBAI-400053	MUMBAI	23-May-01
4	USHODAYA ENTERPRISES LTD.	6-3-570, EENADU COMPLEX, SOMAJIGUDA, HYDERABAD- 500082	HYDERABAD	23-May-01
5	ESSEL SHYAM COMMUNICATION LIMITED	C-34, SECTOR-62, ELECTRONIC CITY, NOIDA-201307	NOIDA	3-Sep-01
6	ASIANET INFRASTRUCTURE PVT. LTD.	ASIANET STUDIO/COMPLEX, PULIYARAKONAM P.O. THIRUVANANTHAPURAM KERALA	THIRUVANANTHAPURAM	17-Oct-01
7	ESSEL SHYAM COMMUNICATION LTD	C-34, ELECTRONIC CITY, SECTOR-62, NOIDA-201307	NOIDA-2	7-Feb-02
8	SAHARA SANCHAR LIMITED	SAHARA INDIA COMPLEX, C-2, C-3, SECTOR-XI NOIDA-201301	NOIDA	12-Feb-02
9	TELEVISION EIGHTEEN INDIA LIMITED	VIDEOCON TOWER, E-1 RANI JHANSI ROAD, JHANDEWALAN EXTN., NEW DELHI-110055	NEW DELHI	18-Mar-02
10	NEW DELHI TELEVISION LTD. (NDTV)	ARCHANA COMPLEX, GREATER KAILASH-I, NEW DELHI-110048	NEW DELHI	11-Jun-02
11	INDIAVISION COMMUNICATIONS LTD.	SATELLITE TATU'S TOWER, 32/1787, PADIVATTOM, NH BY-PASS ROAD, KOCHI (KERALA) 682024	KOCHI -KERALA	7-Nov-02
12	NOIDA SOFTWARE TECHNOLOGY PARK LTD.	B-23-25, POCKET-C, SURAJPUR INDUSTRIAL AREA, GREATER NOIDA(U.P)	GREATER NOIDA	27-Jan-03
13	DISH TV INDIA LIMITED (Formerly known ASC Enterprises Ltd.)	FC-19, SECTOR-16A, NOIDA- 201301 (U.P.)	NOIDA	2-Apr-03
14	POSITIVE TELEVISION PVT. LTD.	7 C, DOCTORS LANE, GOL MARKET, NEW DELHI-110001	GUWAHATI	9-Jun-03
15	CHANNEL GUIDE INDIA LTD.	BOKADIA MANSION, 3RD FLOOR,229, PRINCESS STREET, MUMBAI	MUMBAI	15-Sep-03
16	INDIASIGN PVT. LTD.	A-49, SECTOR-18, ELECTRONICS CITY, HARTRON COMPLEX, GURGAON(HARYANA)	GURGAON	18-Nov-03
17	ASSOCIATED BROADCASTING PVT. LTD.	CO.NO.97, ROAD NO.3, BANJARA HILLS, HYDERABAD- 500034	HYDERABAD	24-Nov-03
18	AV ENTERTAINMENT PVT. LTD.	240, ZONE-I, M.P.NAGER, BHOPAL(M.P)	BHOPAL	15-Dec-03

Annexure 5.5 (Contd.)

Sr.No	Name of Teleport	Address	Location	Date of Permission
19	TELEVISION EIGHTEEN INDIA LIMITED	EMPIRE COMPLEX, 414, SENAPATI BAPAT MARG, LOWER PAREL, MUMBAI-400013	MUMBAI	19-Mar-04
20	AMRITA ENTERPRISES PVT. LTD.	TCNO.15/1069, AMRITA, GANDHI NAGER, VAZHUTHANCADU, THIRUVANANTHAPURAM-695014	THIRUVANANTHAPURAM	20-Apr-04
21	MAVIS SATCOM LIMITED	NO.48 NP, JAWAHARLAL NEHRU ROAD, EKKATUTHANGAL, CHENNAI-600092	CHENNAI	22-Apr-04
22	TATA COMMUNICATIONS LTD.VSNL	VSNL, TECHNICAL COMPLEX, SDF BUILDING, SALT LAKE, KOLKATTA-700091	KOLKATTA	14-May-04
23	TATA COMMUNICATIONS LTD. VSNL	VSNL, VSB, KAKKANAD, THIRKKAKARA, ERNAKULAM, COACHIN-682030	COCHIN	14-May-04
24	TATA COMMUNICATIONS LTD., VSNL,	THIRUVELLUVAR SATELLITE VSNL EARTH STATION, REDHILLS ROAD, AMBATTUR, CHENNAI-600053	CHENNAI	14-May-04
25	TATA COMMUNICATIONS LTD., VSNL	VSNL, VSB, BANGLA SAHAB ROAD, NEW DELHI-110001	NEW DELHI	14-May-04
26	TATA COMMUNICATIONS LTD., VSNL	VSNL,VSB, FORT, MG ROAD, MUMBAI-400001	MUMBAI	14-May-04
27	LAMHAS SATELLITE LTD.	SERVICES 161, TOWER-I, INTERNATIONAL INFOTECH PARK, VASHI, NAVI MUMBAI	MUMBAI	10-Aug-04
28	MALAYALAM COMMUNICATIONS LTD.	MALAYALAM COMMUNICATIONS LTD. CHANDRAGIRI 61, VIKRAMPURAM HILLS,KOWDIAR P.O., THIRUVANANTHAPURAM-695003	THIRUVANANTHAPURAM	22-Dec-04
29	SANSKAR INFO TV PVT. LTD.	B-10, MELKAY BUILDING, OPP. MAROL TELEPHONE EXCHANGE, CENTRAL ROAD, MIDC, ANDHERI E, MUMBAI-400093	MUMBAI	23-Feb-05
30	BENNETT COLEMAN AND CO. LTD.	BENNETT, COLEMAN & CO. LTD., THE TIMES OF INDIA BUILDING, DR. D.N ROAD, MUMBAI-400001	MUMBAI	2-May-05
31	SENIOR MEDIA LTD.	SENIOR MEDIA LTD NO.3, SIRI FORT ROAD, NEW DELHI-49	NEW DELHI	5-May-05
32	LOK PRAKASHAN LTD.	LOK PRAKASHAN LTD. 57 CHOWRINGHEE ROAD, HORIZON, 3RD FLOOR, KOLKATA-700071	AHMEDABAD	6-May-05
33	CALCUTTATELEVISION NETWORK PVT. LTD.	CALCUTTA TELEVISION NETWORK PVT. LTD. 89 M.B.ROAD BIRATI, KOLKATA-70051	KOLKATA	22-Aug-05
34	KOHINOOR CORPORATION LTD.	BROADCASTING KOHINOOR BROADCASTING CORPORATION LTD. TAGORE COMPLEX, MODEL TOWN, PATIALA-147001, PUNJAB	RAJPURA - PUNJAB	9-Sep-05

Annexure 5.5 (Contd.)

Sr.No	Name of Teleport	Address	Location	Date of Permission
35	TELEVISION EIGHTEEN INDIA LIMITED	VIDEOCON TOWER, E-1 RANI JHANSI ROAD, JHANDEWALAN EXTN., NEW DELHI-110055	NOIDA	14-Sep-05
36	KAMYAB TV PVT. LTD. (Formerly known as MD TV Pvt. Ltd.)	KAMYAB TV PVT. LTD. 168, EKAMRA MARG, UNIT-6 BHUBANESWER-751001	BHUBANESHWER	30-Sep-05
37	KASTURI MEDIA PVT. LTD.	KASTHURI MEDIAS PVT. LTD. NO.286, 3RD MAIN ROAD, J.P. NAGER, BANGLORE-560078	BANGALORE	10-Nov-05
38	SST MEDIA PVT. LTD.	57 J.L NEHRU ROAD HORIZON, 3RD FLOOR, KOLKATA-700071	KOLKATA	30-Nov-05
39	ESSEL SHYAM COMMUNICATION LTD.	ROYAL PALAMS, SURVEY NO. 169, NEAR UNIT 26, AAREY MILK COLONY GOREGAON EAST, MUMBAI- 400065	MUMBAI	2-Dec-05
40	MM TV LTD.	MM TV LTD. POST BOX NO. 106, KANDATHIL VARGHESE MAPPILLAI MEMORIAL SOCIETY BUILDING K.K.ROAD, KOTTAYAM-686001, KERALA	ALAPUZZA	2-Mar-06
41	IN CABLENET ANDHRA LTD.	IN CABLENET ANDHRA LTD. 98, OM PLAZA, DOMALGUDA, HYDERABAD-500029	HYDERABAD	9-Mar-06
42	INDRA TELEVISION LTD.	INDRA TELEVISION LTD. MEGA CITY NO. 338, ROAD NO.3, ARORA COLONY BANJARA HILLS HYDERABAD-500034	HYDERABAD	7-Jun-06
43	SUN TV LTD.	R S NO. 4288/72,73 & 116, BLOCK NO. 94, MRC NAGAR CHENNAI-600018	CHENNAI	14-Jul-06
44	MEDIA CONTENT AND COMMUNICATION INDIA PRIVATE LIMITED	DLF CNTRE, 7TH FLOOR, 4 SNANSAD SERVICESMARG, NEW DELHI-110001	NOIDA	20-Sep-06
45	TATA SKY LIMITED	TATA SKY LTD. 3RD FLOOR,C-1, WADIA INTERNATIONAL CENTRE BOMBAY DYEING, PANDURANG BUDHAR MARG, WORLI, MUMBAI-400025	NEW DELHI	20-Sep-06
46	SATISH SUGERS LTD.	VAISHNAVI BHAVANA, 89/1, 1ST A MAIN ROAD, INDUSTRIAL SUBRUB, 2ND STAGE, YESHWANTHPUR, BANGLORE-560022	BANGALORE	26-Sep-06
47	SHITAL FIBRES LTD.	SHITAL FIBRES LTD. A-17, FOCAL POINT EXTENSION, P.O.BOX NO. 407 AND 449, JALLANDHAR-144004	JALANDHAR	29-Sep-06
48	MH ONE TV NETWORK LTD.	MH ONE TV NETWORK LTD. 2,SSI INDUSTRIAL AREA, GT KARNAL ROAD, DELHI-33	DELHI	23-Nov-06
49	STV ENTERPRISES LTD.	268 MASJID KOTH, NEAR UDAI PARK MARKET, NEW DELHI-110049	NEW DELHI	11-Jan-07
50	AIRR X MEDIA LTD.	502 ASHWIN ATHWA LINES SURAT GUJARAT	SURAT	13-Mar-07

Annexure 5.5 (Contd.)

Sr.No	Name of Teleport	Address	Location	Date of Permission
51	BROADCAST EQUIPMENTS INDIA PVT. LTD.	370-371/2, FIRST FLOOR, HOSPITAL ROAD, JANGPURA, NEW DELHI-110014	NEW DELHI	21-May-07
52	WINNING COMMUNICATIONS LTD.	EDGEWINNING EDGE COMMUNICATIONS LTD. 301, SWARNA JAYANTHI COMPLEX, AMEERPET, HYDERABAD-500038	HYDERABAD	25-May-07
53	INDIASIGN PVT. LTD.	GL-34/1 SALLAKE ELECTRONIC COMPLEX SECTOR-5, KOLKATA WEST BANGAL	KOLKATA	15-Jun-07
54	INDIASIGN PVT. LTD.		CHENNAI	15-Jun-07
55	RACHANA TELEVISION PVT. LTD.	PLOT NO. 564-A-19-III, ROAD NO.92, JUBILEE HILLS, HYDERABAD-500033	HYDERABAD	15-Jun-07
56	ORTEL COMMUNICATIONS LTD.	ORTEL COMMUNICATIONS LTD. B-7/122 A, SAFDARJUNG ENCLAVE, NEW DELHI-110029	BHUBANESHWER	25-Jun-07
57	SOWBHAGYA EXPORTS LTD.	SOWBHAGYA EXPORTS LTD. 77/14 SKD NAGER, SRINAGER COLONY HYDERABAD-500073 ANDHRA PRADESH	HYDERABAD	4-Jul-07
58	ESSEL SHYAM COMMUNICATION LTD.	C-138, NARAINA INDUSTRIAL AREA-I, AROOR NEW DELI-28	KERALA	5-Jul-07
59	PRAGYA VISION PVT. LTD.	FC-13, SECTOR 16A, FILM CITY, NOIDA-201301	NOIDA	5-Sep-07
60	BRAHMAPUTRA TELE-PRODUCTIONS PVT. LTD.	13 TH MILE TAMULIKUCHI BYRNIHAT RI -BHOI MEGHALAYA	GUWAHATI	25-Sep-07
61	G. NEXT MEDIA PVT. LTD.	78, OKHALA INDUSTRIAL ESTATE PHASE-III, NEW DELHI-110020	NEW DELHI	5-Oct-07
62	INDIASIGN PVT. LTD.	1343, ROAD NO. 67, JUBILEE HILL, HYDERABAD	HYDERABAD	14-Mar-08
63	TATA COMMUNICATIONS LIMITED	THIRUVALLUR SATELLITE EARTH STATION, 226, RED HILLS ROAD, AMBATTUR, CHENNAI-600053	CHENNAI-2	6-May-08
64	POSITIVE TELEVISION PVT. LTD.	POSSITIVE TELEVISION PVT. LTD. DOCTOR'S LANE, GOL MARKET, NEW DELHI-110001	7C,NOIDA	23-May-08
65	EASTERN MEDIA LTD.	A/62,NAYAPALLI, BHUBANESWAR-751003, ORISSA	BHUBANESHWER	2-Jul-08
66	RAJASTHAN PATRIKA PRIVATE LIMITED	KESARGARH, JLN MARG, JAIPUR-302004	JAIPUR	5-Aug-08
67	PRIDE EAST ENTERTAINMENT PVT. LIMITED	NEWS LIVE, 558, G.S.ROAD, CHRISTIAN BARTI, DISPUR, GUWAHATI-78	GUWAHATI	13-Aug-08
68	INDIASIGN PVT. LTD.	1343, ROAD NO. 67, JUBILEE HILL, HYDERABAD	HYDERABAD (Location Shifted from Noida)	17-Sep-08
69	VINTAGE STUDIO PVT. LTD.	23/24, EAST PATEL NAGAR, NEW DELHI-110008	NEW DELHI	5-Jan-09
70	SKYLINE TELE MEDIA SERVICES PVT. LTD.	C-4,SHIVALIK, NEAR MALVIYA NAGAR MARKET, NEW DELHI-110017	NOIDA	27-May-09
71	INFORMATION TV PVT. LTD.	275, CAPTAIN GAUR MARG, SRINIVASPURI, NEW DELHI-110065	NEW DELHI	3-Jun-09

Annexure 5.5 (Contd.)

Sr.No	Name of Teleport	Address	Location	Date of Permission
72	UNILAZER EXPORTS AND MANAGEMENT CONSULTANTS LIMITED	PARIJAT HOUSE, 1076, DR. E.MOSES ROAD, WORLI, NAKA, MUMBAI-400018	MUMBAI	26-Jun-09
73	COMSAT SYSTEM PVT. LTD.	PLOT NO.22/A, IDA, MALLAPUR, HYDERABAD-50076	HYDERABAD	14-Oct-09
74	BHARTI TELEPORTS LIMITED	THE GRAND HOTEL, VASANT KUNJ, PHASE-II, NELSON MANDELA ROAD, NEW DELHI-110070	Noida	11-Nov-09
75	SRI VENKATESWARA CHANNEL PVT. LTD.	BHAKTITHIRUNILAYAM, HIMAYATH NAGAR, HYDERABAD	TIRUPATI	11-Nov-09
76	TATA COMMUNICATIONS LIMITED	THIRUVALLUVAR SATELLITE EARTH STATION, 226, RED HILLS ROAD, AMBATTUR, CHENNAI-600053	CHENNAI -3	13-Jan-10
77	ROYS INSTITUTE OF COMPETITIVE EXAMINATION PVT LTD	11/1 B.T ROAD BELGHORIA KOLKATA-700056 24 PARGANAS NORTH WEST BENGAL	KOLKATA	1-Apr-10
78	INDEPENDENT NEWS SERVICES PVT. LTD.	PLOT NO. 17B & 17C, SECTOR 16A, FILM CITY NOIDA(UP)	NOIDA -2	28-Apr-10
79	RAJ TELEVISION NETWORK LTD.	32, POES ROAD, 2ND STREET, TEYNAMPET, CHENNAI-600018	CHENNAI	5-May-10
80	ESSEL SHYAMCOMMUNICATION LTD.	C-138, NARAINA INDUSTRIAL AREA-I, NEW DELHI-28	NOIDA -3	12-May-10
81	KANSANNEWS PRIVATE LIMITED	HOUSE NO. 18, SECTOR-18, CHANDIGARH	CHANDIGARH	13-May-10
82	TATA COMMUNICATIONS LTD. VSNL	TATA COMMUNICATIONS LTD. VIDESH SANCHAR BHAWAN MAHATMA GANDHI ROAD, MUMBAI-400001	CHENNAI -4	4-Jun-10
83	DISH TV INDIA LTD.	PLOT NO.18, SECTOR-16A, NOIDA-201301	NOIDA	6-Apr-11
84	AASTHA BROADCASTING NETWORK LIMITED	AATHA BHAWAN, A-105, SECTOR-5, NOIDA-201301	NOIDA	2-May-11
85	MAHUA MEDIA PRIVATE LIMITED	FC 17A & 17B, SECTOR 16A, FILM CITY, NOIDA-201301	NOIDA	25-May-11
86	RTR Broadcast Pvt. Ltd.	D-38, RDC, Raj Nagar, Ghaziabad	Ghaziabad	7-Sep-11
87	Silver Star Communication Ltd.	NO. 24, VI MAIN ROAD, KASTURIBA NAGAR, ADYAR, CHENNAI-600020 INDIA	CHENNAI	2-Nov-11
88	Lamha Satellite Services Ltd	TOWER-I, 6TH FLOOR, INTERNATIONAL INFOTECH PARK, ABOVE VASI RAILWAY STATION, VASI, NAVI MUMBAI-400703.	MUMBAI	13-Feb-12
89	Skyline Tele Media Services Ltd.	FC-23, SECTOR-16A, FILM CITY, NOIDA-201305	NOIDA-2	02-Jul-12
90	Bharti Teleports Limited	Plot No 192, Block B, Phase II, NOIDA - 201 305	NOIDA-2	29-Oct-12

Source: Ministry of Information & Broadcasting

Index of Tables & Charts

Tables

Table 1.1: Subscriber Base & Teledensity - Rural & Urban.....	2
Table 1.2: Service Area wise Access (Wireless+Wireline) Subscribers	5
Table 1.3: Service Area wise Rural-Urban Subscribers	6
Table 1.4: Service Area wise Teledensity	7
Table 1.5: Growth/Decline in Subscribers	9
Table 1.6: Market Share of the operators in total rural subscriber base for the Q.E. Mar-15.....	9
Table 1.7: List of Cellular Mobile (GSM & CDMA) Service Providers currently providing service...10	
Table 1.8: Wireless Subscriber Base & Teledensity - Rural & Urban.....	11
Table 1.9: Growth in Wireless Subscribers.....	12
Table 1.10: Service Area wise Wireless Subscribers.....	13
Table 1.11: Service Area wise Wireless Rural-Urban Subscribers	13
Table 1.12: Service Area wise Wireless Teledensity.....	15
Table 1.13: Rural Wireless Subscribers and Market Share	16
Table 1.14: Group-wise Market Share (in terms of subscription) within GSM Service	17
Table 1.15: Market Share (in terms of subscription) within CDMA Service.....	18
Table 1.16: Service Providers providing Wireline service	19
Table 1.17: Wireline Subscriber Base & Teledensity - Rural & Urban	20
Table 1.18: Service Provider wise Subscribers (Rural & Urban) & Share of Rural Subscription ...20	
Table 1.19: Service Provider wise growth in Subscribers	21
Table 1.20: Service Area wise Wireline Subscribers	21
Table 1.21: Service Area wise Wireline Rural-Urban	21
Table 1.22: Service Area wise Wireline Teledensity	24
Table 1.23: Rate of change & Market share of PCOs.....	25
Table 1.24: Trend of Internet subscriber base	28
Table 1.25: Break up Urban-Rural internet subscribers.....	29
Table 1.26: Internet Subscriber Base & Market share of top 10 SPs	30
Table 1.27: Service area wise number of internet subscribers per 100 population	34
Table 1.28: PMRTS Subscriber base - Service Provider wise	38
Table 1.29: VSAT Service Providers currently providing service & their subscriber base	39
Table 2.1: Key Indicators - GSM Service.....	42
Table 2.2: Monthly ARPU - GSM Service	43
Table 2.3: Composition of ARPU (%) - GSM Service	44
Table 2.4: MOU per subscriber per month - GSM Service.....	45
Table 2.5: Outgoing SMS per subscriber per month - GSM Service.....	45
Table 2.6: %Break-up of Outgoing minutes from Home Service Area (HSA)- GSM Service	45
Table 2.7: Average subscriber outgo per outgoing minute from HSA - GSM Service	48
Table 2.8: Trends of Key Parameters - GSM Service	49
Table 2.9: Key Indicators - CDMA Full Mobility Service	50
Table 2.10: Monthly ARPU - CDMA Full Mobility Service.....	51
Table 2.11: Composition of ARPU (%) - CDMA Full Mobility Service.....	52
Table 2.12: MOU per subscriber per month - CDMA Full Mobility Service	53
Table 2.13: Outgoing SMS per subscriber per month - CDMA Service	54
Table 2.14: %Break-up of Outgoing minutes from Home Service Area (HSA) - CDMA Full Mobility Service	54
Table 2.15: Average subscriber outgo per outgoing minute from HAS - CDMA Full Mobility Service	56
Table 2.16: Trends of Key Parameters - CDMA Full Mobility Service.....	56
Table 3.1: Gross Revenue (GR), Adjusted Gross Revenue (AGR), License Fee (LF) & Spectrum Charges.....	58
Table 3.2: Service-wise Gross Revenue, Adjusted Gross Revenue, License Fee and Spectrum Charges.....	58
Table 3.3: Access Services - Service Provider wise Adjusted Gross Revenue.....	60
Table 3.4: Category-wise share in Access Services Adjusted Gross Revenue (AGR)	60
Table 4.1: QoS Summary - 2G Wireless Service.....	62
Table 4.2: Parameter wise Analysis of Non-compliance of QoS Benchmarks for 2G Wireless Service Providers	65

Table 4.3 : QoS Summary - 3G Wireless Service	70
Table 4.4: Parameter wise Analysis of Non-compliance of QoS Benchmarks for 3G Wireless Service Providers.....	71
Table 4.5: QoS Summary - Wireline Service	74
Table 4.6: Parameter wise Analysis of Non-compliance of QoS Benchmarks for Wireline Service Providers	75
Table 4.7: Summary of Performance of Broadband Service Providers against identified parameters	77
Table 4.8: Parameter-wise Analysis of non-compliance of QoS benchmarks for Broadband Service Providers	79
Table 5.1: Key Parameters - Broadcasting & Cable Services	81
Table 5.2: No. of applications received/ letter of Intend issued/ Licenses issued in respect of Community Radio Stations	87

Charts

Chart 1.1: Trends in Telephone Subscribers and Teledensity in India	2
Chart 1.2: Market Share - Rural & Urban	3
Chart 1.3: Composition of Access subscription - Wireline & Wireless	4
Chart 1.4: Composition of Telephone Subscribers at the end of the quarter	4
Chart 1.5: Net Addition/decline in Telephone Subscription	7
Chart 1.6: Wireless Subscriber Base and Teledensity	11
Chart 1.7: Wireless Market Share - Rural & Urban	12
Chart 1.8: Wireless Subscription: GSM vs CDMA	16
Chart 1.9: Wireline Subscriber Base and Teledensity	20
Chart 1.10: Composition of Wireline Subscribers - Rural & Urban	21
Chart 1.11: Number of PCOs	25
Chart 1.12: Growth in VPTs	26
Chart 1.13: Composition of Internet subscription	28
Chart 1.14 : Composition of Broadband & Narrowband subscription	29
Chart 1.15: Subscriber base of top ten ISPs	31
Chart 1.16: Composition of Wired Internet Subscribers	32
Chart 1.17: Composition of Wireless Internet Subscribers	32
Chart 1.18: Technology Trend for Wireless Internet Access	33
Chart 1.19: Technology Trend for Wired Internet Access	33
Chart 1.20: Trend in MoU for Internet Telephony	35
Chart 1.21: Composition of Broadband Subscription – Technology wise	36
Chart 1.22: Composition of Narrowband Subscription – Technology wise	37
Chart 1.23: Number of PMRTS subscribers & Rate of Growth (%)	38
Chart 1.24: Number of VSAT Subscribers & Rate of Growth (%)	40
Chart 2.1: Break-up of Outgoing minutes from Home Service Area (HSA) – GSM Service	42
Chart 2.2: Proportion of prepaid subscribers - GSM Service	43
Chart 2.3: Minutes of Usage by Outroamers as a % of Total Minutes of Usage - GSM Service	46
Chart 2.4: Outgoing SMS Usage by Outroamers as a % of Total Outgoing SMS Usage – GSM Service	46
Chart 2.5: % Subscribers who availed roaming services during the quarter – GSM Service	47
Chart 2.6: % Break-up of minutes of usage of outroamers (usage from outside the Home Service Area) – GSM Service	48
Chart 2.7: % Break-up of outgoing minutes from Home Service Area (HSA) – CDMA Full Mobility Service	50
Chart 2.8: Proportion of prepaid subscribers - CDMA Full Mobility Service	51
Chart 2.9: Minutes of Usage by Outroamers as a % of Total Minutes of Usage - GSM Service	54
Chart 2.10: Percentage of subscribers who availed roaming service during the quarter – CDMA Full Mobility Service	55
Chart 2.11: Percentage break-up of minutes of usage of outroamers (usage from outside the Home Service Area) – CDMA Full Mobility Service	55
Chart 3.1: Composition of Gross Revenue	59
Chart 3.2: Trend in ARPU per month for Access Services	59
Chart 5.1 : Comparative position of Revenue from FM Radio Stations as reported to TRAI	85
Chart 5.2 : Net Active DTH Subscriber Base and quarterly growth rate	86