

## **Information Note to the Press (Press Release No. 28 /2010)**

### **TELECOM REGULATORY AUTHORITY OF INDIA**

New Delhi, 28th June 2010

**For Immediate release**

**Website :- [www.trai.gov.in](http://www.trai.gov.in)**

#### **Telecom Subscription Data as on 31st May 2010**

- ❖ **Total Telephone subscriber base reaches 653.92 Million**
  - **Wireless subscription reaches 617.53 Million**
  - **Wireline subscription declines to 36.39**
- ❖ **16.30 Million new additions in wireless**
- ❖ **Overall Tele-density reaches 55.38**
- ❖ **Broadband subscription is 9.24 million**

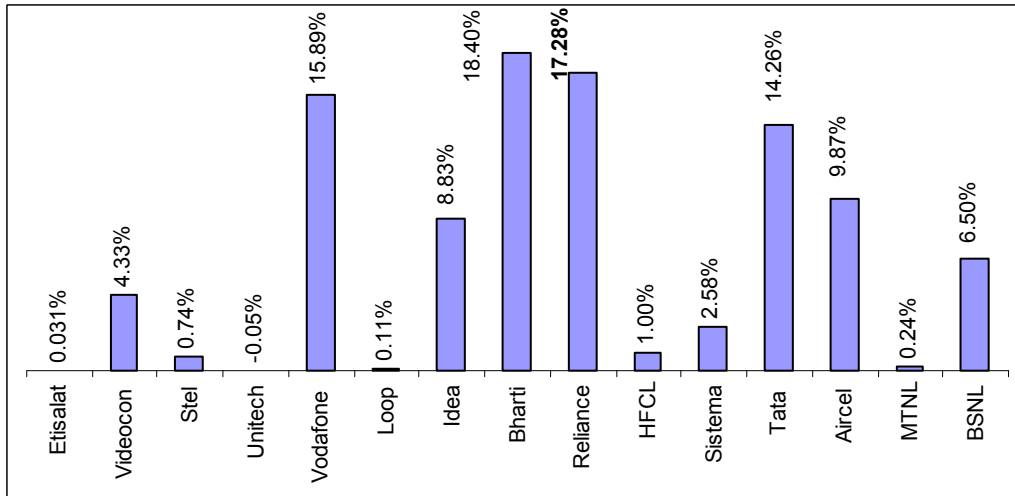
The number of telephone subscribers in India increased to **653.92** Million at the end of May-2010 from **638.05** Million in April-2010, thereby registering a growth rate of 2.49%. With this, ***the overall Tele-density in India reaches 55.38***

#### **Wireless Segment (GSM, CDMA & FWP)**

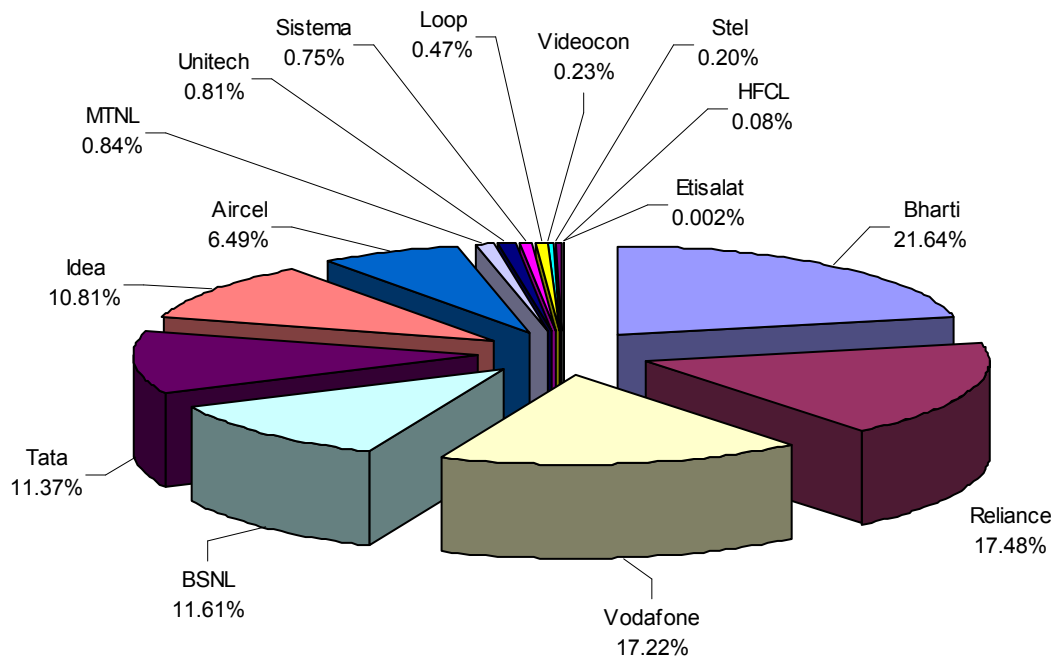
Wireless subscriber base increased from 601.22 Million in April-2010 to 617.53 Million at the end of May-2010 registering a growth of 2.71%. Wireless Tele-density stands at 52.30. Detailed statistics is at Annexure-I.

## Wireless Service:

### A. Service Providers' share in net additions during the month of May-2010



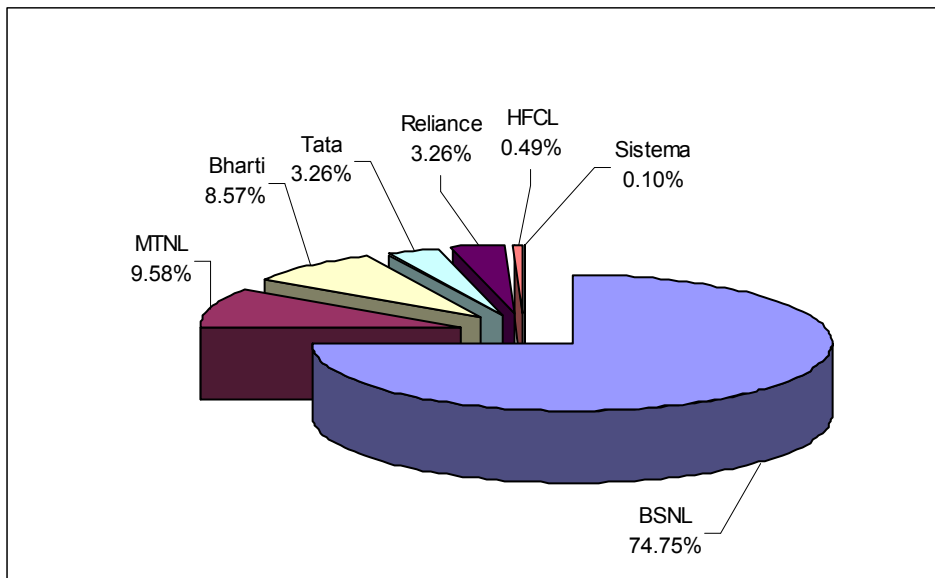
### B. Service Provider wise Market Share as on 31-5-2010



## **Wireline Segment**

Wireline subscriber base declined from 36.83 Million in April-2010 to 36.39 Million at the end of May-2010. BSNL/MTNL, two PSU operators hold 84.32% of the Wireline market share. Overall Wireline teledensity is 3.08. Detailed statistics is at Annexure-II.

## **Service Provider wise Market Share as on 31-5-2010**



**Category wise Net Additions during the Month of May-2010**

Category	Net Additions	
	Wireline	Wireless
Circle A	-42859	5349667
Circle B	-397992	6319620
Circle C	-15224	2485077
Metro	17087	2150005
<b>All India</b>	<b>-438988</b>	<b>16304369</b>

**Category-wise Growth Rate in Access Service**

Category	Monthly Rate of Growth (April-2010 to May-2010)		Yearly rate of growth (May-2009 to May-2010)	
	Wireline	Wireless	Wireline	Wireless
Circle A	-0.31%	2.4%	-3.0%	45.4%
Circle B	-3.15%	2.7%	-6.8%	51.8%
Circle C	-0.47%	3.1%	-3.3%	63.0%
Metro	0.24%	2.9%	2.4%	36.3%
<b>All India</b>	<b>-1.19%</b>	<b>2.71%</b>	<b>-3.4%</b>	<b>48.7%</b>

**Broadband ( $\geq$  256 Kbps download)**

Total Broadband subscriber base has increased from 9 million in April-2010 to 9.24 million in May-2010, there by showing a growth of 2.67%.

Note: Information in the Press Release is based on the data provided by the Service Providers/  
Service Providers' Association.

---

Contact details in case of any clarification:

Raj Pal, Advisor (ER), TRAI  
Mahanagar Doorsanchar Bhawan  
Jawahar Lal Nehru Marg,  
New Delhi – 110002  
Ph: 011-23230752  
Fax: 011-23236650  
E-mail: [adveco@traigov.in](mailto:adveco@traigov.in)

Authorised to issue.

(Raj Pal)

**Wireless Subscriber Base**  
Page 1 of 3

Circle	Group													
	Vodafone		Loop		Idea		Bharti		Reliance		HFCL		Sistema	
	Apr-10	May-10	Apr-10	May-10	Apr-10	May-10	Apr-10	May-10	Apr-10	May-10	Apr-10	May-10	Apr-10	May-10
Andhra Pradesh	6,019,425	6,175,850	-	-	6,404,805	6,497,952	13,273,578	13,547,616	7,130,707	7,312,719	-	-	-	6,911
Assam	854,106	890,226	-	-	86,074	96,642	2,497,414	2,570,283	1,761,818	1,812,070	-	-	-	-
Bihar	3,452,359	3,664,639	-	-	3,130,481	3,237,896	11,400,807	11,652,206	7,072,582	7,088,993	-	-	328,599	352,523
Delhi	5,240,785	5,416,687	-	-	2,665,427	2,751,588	5,953,440	6,204,025	5,928,405	6,169,869	-	-	300,945	378,059
Gujarat	11,110,052	11,304,719	-	-	5,491,606	5,527,480	5,708,906	5,760,204	5,818,899	5,996,480	-	-	-	-
Himachal Pradesh	181,878	197,440	-	-	266,293	267,763	1,329,234	1,346,666	1,175,146	1,193,857	-	-	-	-
Haryana	3,004,522	3,056,743	-	-	2,190,241	2,236,132	1,544,754	1,554,034	2,448,704	2,609,836	-	-	22,157	37,819
J & K	210,307	242,387	-	-	70,723	71,874	1,836,378	1,976,568	281,871	300,944	-	-	-	-
Karnataka	5,277,714	5,405,997	-	-	2,672,601	2,802,370	12,887,296	13,209,270	6,072,647	6,376,775	-	-	285,463	337,329
Kerala	4,287,777	4,357,308	-	-	5,486,071	5,588,865	3,147,086	3,185,876	3,470,444	3,556,936	-	-	211,748	225,355
Kolkata	3,598,747	3,657,252	-	-	602,728	604,650	2,821,065	2,844,709	3,645,177	3,748,028	-	-	366,126	393,164
Madhya Pradesh	1,960,708	2,048,312	-	-	7,527,124	7,800,385	6,912,924	7,202,200	8,658,982	8,802,372	-	-	-	-
Maharashtra	7,395,688	7,580,180	-	-	9,556,791	9,754,424	6,654,899	6,701,424	7,475,986	7,843,854	-	-	5,156	16,510
Mumbai	5,167,092	5,223,050	2,894,511	2,911,685	1,552,510	1,562,675	3,066,905	3,109,236	5,977,868	6,159,034	-	-	126,212	184,724
North East	527,052	553,482	-	-	32,775	40,465	1,493,659	1,538,853	517,550	522,474	-	-	-	-
Orissa	1,204,637	1,212,187	-	-	603,738	604,876	4,263,603	4,373,802	2,721,832	2,787,388	-	-	-	-
Punjab	3,177,639	3,246,338	-	-	3,347,864	3,406,761	4,859,480	4,921,266	2,739,964	2,868,191	358,177	520,820	-	-
Rajasthan	7,569,119	7,634,793	-	-	2,402,073	2,404,693	10,467,211	10,802,138	5,324,358	5,443,954	-	-	1,319,257	1,388,413
Tamil Nadu	9,122,958	9,280,523	-	-	790,388	800,053	11,046,394	11,127,769	6,765,008	6,870,757	-	-	607,612	615,177
U.P.(E)	10,376,629	10,781,644	-	-	3,813,096	3,985,584	9,370,395	9,671,973	8,909,597	9,083,428	-	-	-	-
U.P.(W)	6,549,425	6,769,802	-	-	5,951,025	6,019,847	4,209,928	4,317,918	6,417,035	6,404,737	-	-	-	-
West Bengal	7,467,359	7,647,809	-	-	643,814	664,427	5,874,131	6,001,669	4,841,174	5,020,126	-	-	642,324	700,062
<b>Total</b>	<b>103,755,978</b>	<b>106,347,368</b>	<b>2,894,511</b>	<b>2,911,685</b>	<b>65,288,248</b>	<b>66,727,402</b>	<b>130,619,487</b>	<b>133,619,705</b>	<b>105,155,754</b>	<b>107,972,822</b>	<b>358,177</b>	<b>520,820</b>	<b>4,215,599</b>	<b>4,636,046</b>
<b>Net Additions during May-2010</b>		<b>2,591,390</b>		<b>17,174</b>		<b>1,439,154</b>		<b>3,000,218</b>		<b>2,817,068</b>		<b>162,643</b>		<b>420,447</b>

**Wireless Subscriber Base**  
Page 2 of 3

Circle	Group											
	Tata		Aircel / Dishnet		Stel		Unitech		Videocon		Etisalat/Allianz	
	Apr-10	May-10	Apr-10	May-10	Apr-10	May-10	Apr-10	May-10	Apr-10	May-10	Apr-10	May-10
Andhra Pradesh	7,487,409	7,616,969	1,038,569	1,130,484	-	-	722,784	878,722	0	0	217	367
Assam	91,474	97,986	2,564,584	2,677,323	-	-	-	-	0	0	0	0
Bihar	3,689,306	3,902,072	3,440,960	3,559,461	505,049	560,187	696,917	674,316	0	0	324	707
Delhi	5,241,852	5,259,139	1,216,975	1,285,615	-	-	-	-	0	0	1314	2605
Gujarat	1,999,429	2,199,602	-	-	-	-	-	-	407	87,267	210	519
Himachal Pradesh	163,576	184,465	516,534	560,372	212,150	237,218	-	-	0	0	0	0
Haryana	2,488,268	2,567,243	-	-	-	-	-	-	69,303	235,191	200	362
J & K	106,408	103,150	1,749,089	1,805,681	-	-	-	-	0	0	0	0
Karnataka	5,537,149	5,835,443	825,535	905,887	-	-	641,203	429,770	0	0	270	519
Kerala	2,202,888	2,245,739	1,292,054	1,380,098	-	-	319,055	273,355	0	2,723	211	356
Kolkata	2,442,321	2,530,221	1,296,105	1,362,341	-	-	-	-	0	0	0	0
Madhya Pradesh	3,857,450	3,852,665	-	-	-	-	-	-	0	0	366	794
Maharashtra	7,962,366	8,194,089	420,987	506,374	-	-	-	-	0	0	231	525
Mumbai	4,586,912	4,716,119	956,585	998,229	-	-	-	-	35,622	60,213	374	684
North East	69,659	73,682	1,745,180	1,767,790	-	-	-	-	0	0	0	0
Orissa	1,973,330	2,140,033	1,802,993	1,883,271	395,192	435,842	285,343	339,136	0	0	0	0
Punjab	2,404,418	2,543,866	-	-	-	-	-	-	0	0	188	365
Rajasthan	2,733,728	2,749,898	-	-	-	-	-	-	0	0	258	556
Tamil Nadu	4,564,277	4,607,345	15,549,285	15,992,057	-	-	698,346	535,682	26,313	46,722	262	491
U.P.(E)	3,031,936	3,321,225	948,195	1,020,312	-	-	1,007,208	1,226,331	0	0	315	721
U.P.(W)	3,467,968	3,619,435	822,575	888,979	-	-	650,795	655,617	0	0	250	551
West Bengal	1,781,918	1,847,858	2,283,336	2,355,257	-	-	-	-	0	0	0	0
<b>Total</b>	<b>67,884,042</b>	<b>70,208,244</b>	<b>38,469,541</b>	<b>40,079,531</b>	<b>1,112,391</b>	<b>1,233,247</b>	<b>5,021,651</b>	<b>5,012,929</b>	<b>689,072</b>	<b>1,394,543</b>	<b>4,990</b>	<b>10,122</b>
<b>Net Additions during May-2010</b>		<b>2,324,202</b>		<b>1,609,990</b>		<b>120,856</b>		<b>-8,722</b>		<b>705,471</b>		<b>5,132</b>

Circle	MTNL		BSNL		Circle-wise Total		
	Apr-10	May-10	Apr-10	May-10	Apr-10	May-10	Net Addition
Andhra Pradesh	-	-	4,593,582	4,657,106	46,671,076	47,824,696	1153620
Assam	-	-	1,155,212	1,168,328	9,010,682	9,312,858	302176
Bihar	-	-	4,771,411	4,798,276	38,488,795	39,491,276	1002481
Delhi	2,421,885	2,443,115	-	-	28,971,028	29,910,702	939674
Gujarat	-	-	3,310,320	3,318,554	33,439,829	34,194,825	754996
Himachal Pradesh	-	-	1,286,811	1,300,070	5,131,622	5,287,851	156229
Haryana	-	-	2,608,268	2,632,946	14,376,417	14,930,306	553889
J & K	-	-	967,227	1,003,002	5,222,003	5,503,606	281603
Karnataka	-	-	4,082,392	4,163,263	38,282,270	39,466,623	1184353
Kerala	-	-	4,217,750	4,259,044	24,635,084	25,075,655	440571
Kolkata	-	-	1,896,693	1,937,972	16,668,962	17,078,337	409375
Madhya Pradesh	-	-	4,269,469	4,302,856	33,187,023	34,009,584	822561
Maharashtra	-	-	4,989,137	5,131,295	44,461,241	45,728,675	1267434
Mumbai	2,704,958	2,723,539	-	-	27,390,154	28,191,110	800956
North East	-	-	1,104,065	1,130,105	5,489,940	5,626,851	136911
Orissa	-	-	2,592,723	2,672,533	15,843,391	16,449,068	605677
Punjab	-	-	3,707,502	3,740,727	20,595,232	21,248,334	653102
Rajasthan	-	-	4,581,204	4,660,402	34,397,208	35,084,847	687639
Tamil Nadu	-	-	6,104,878	6,204,726	55,512,543	56,501,807	989264
U.P.(E)	-	-	8,393,898	8,585,462	45,851,269	47,676,680	1825411
U.P.(W)	-	-	3,581,604	3,570,536	31,650,605	32,247,422	596817
West Bengal	-	-	2,413,529	2,450,007	25,947,585	26,687,215	739630
<b>Total</b>	<b>5,126,843</b>	<b>5,166,654</b>	<b>70,627,675</b>	<b>71,687,210</b>	<b>601,223,959</b>	<b>617,528,328</b>	<b>16304369</b>
<b>Net Additions during May-2010</b>		<b>39,811</b>		<b>1,059,535</b>		<b>16,304,369</b>	



## Wireline Subscriber Base

Page 1 of 1

GROUP																	
Circle	Bharti		Reliance		HFCL		Sistema		Tata		MTNL		BSNL		Circle-wise Total		
	Apr-10	May-10	Apr-10	May-10	Apr-10	May-10	Apr-10	May-10	Apr-10	May-10	Apr-10	May-10	Apr-10	May-10	Apr-10	May-10	Net Addition
Andhra Pradesh	117,573	118,058	83,443	83,450	-	-	-	-	152,110	152,320	-	-	2,089,829	2,080,118	2,442,955	2,433,946	-9,009
Assam	-	-	-	-	-	-	-	-	620	653	-	-	305,139	303,487	305,759	304,140	-1,619
Bihar	-	-	3,178	3,245	-	-	-	-	6,972	7,127	-	-	1,371,153	1,365,698	1,381,303	1,376,070	-5,233
Delhi	965,852	975,758	172,638	172,777	-	-	-	-	46,089	47,223	1,538,037	1,538,809	-	-	2,722,616	2,734,567	11,951
Gujarat	47,899	48,616	115,872	116,124	-	-	-	-	53,918	54,584	-	-	1,861,297	1,855,531	2,078,986	2,074,855	-4,131
Himachal Pradesh	-	-	3,364	3,365	-	-	-	-	1,251	1,413	-	-	350,937	348,715	355,552	353,493	-2,059
Haryana	22,249	22,387	3,046	2,863	-	-	-	-	10,613	10,918	-	-	780,042	770,854	815,950	807,022	-8,928
J & K	-	-	8	8	-	-	-	-	59	69	-	-	231,360	229,112	231,427	229,189	-2,238
Karnataka	469,031	471,922	100,083	100,340	-	-	-	-	107,004	107,850	-	-	2,087,009	2,076,825	2,763,127	2,756,937	-6,190
Kerala	51,889	52,215	53,403	53,389	-	-	-	-	9,660	9,706	-	-	3,338,084	3,327,814	3,453,036	3,443,124	-9,912
Kolkata	76,552	78,068	93,794	93,542	-	-	-	-	22,895	23,770	-	-	1,265,274	1,260,405	1,458,515	1,455,785	-2,730
Madhya Pradesh	306,091	306,292	32,619	32,816	-	-	-	-	3,828	4,120	-	-	1,224,119	1,212,762	1,566,657	1,555,990	-10,667
Maharashtra	62,547	63,343	82,087	82,942	-	-	-	-	173,672	175,997	-	-	2,670,323	2,645,218	2,988,629	2,967,500	-21,129
Mumbai	309,597	312,883	193,761	197,482	-	-	-	-	493,940	499,660	1,950,309	1,945,448	-	-	2,947,607	2,955,473	7,866
North East	-	-	-	-	-	-	-	-	85	96	-	-	324,449	323,420	324,534	323,516	-1,018
Orissa	-	-	3,414	3,440	-	-	-	-	5,388	5,494	-	-	603,071	599,882	611,873	608,816	-3,057
Punjab	96,935	97,776	40,179	40,009	174,667	176,501	-	-	12,246	12,619	-	-	1,271,505	1,261,276	1,595,532	1,588,181	-7,351
Rajasthan	36,368	36,559	21,521	21,472	-	-	36,528	37,011	4,044	4,048	-	-	1,403,299	1,391,195	1,501,760	1,490,285	-11,475
Tamil Nadu	459,216	463,306	136,931	137,162	-	-	-	-	52,182	53,170	-	-	2,913,065	2,905,356	3,561,394	3,558,994	-2,400
U.P.(E)	46,867	47,420	34,094	34,071	-	-	-	-	8,991	9,413	-	-	1,407,459	1,404,975	1,497,411	1,495,879	-1,532
U.P.(W)	23,343	23,433	6,893	6,583	-	-	-	-	4,949	5,261	-	-	1,287,817	950,428	1,323,002	985,705	-337,297
West Bengal	-	-	1,114	559	-	-	-	-	2,320	2,400	-	-	894,775	884,420	898,209	887,379	-10,830
<b>Operator-wise Total</b>	<b>3,092,009</b>	<b>3,118,036</b>	<b>1,181,442</b>	<b>1,185,639</b>	<b>174,667</b>	<b>176,501</b>	<b>36,528</b>	<b>37,011</b>	<b>1,172,836</b>	<b>1,187,911</b>	<b>3,488,346</b>	<b>3,484,257</b>	<b>27,680,006</b>	<b>27,197,491</b>	<b>36,825,834</b>	<b>36,386,846</b>	<b>-438,988</b>
<b>Net Additions during May-2010</b>		<b>26,027</b>		<b>4,197</b>		<b>1,834</b>		<b>483</b>		<b>15,075</b>		<b>-4,089</b>		<b>-482,515</b>		<b>-438,988</b>	