



# **Telecom Regulatory Authority of India**

## **The Indian Telecom Services Performance Indicators**

July–September, 2024

New Delhi, India

1<sup>st</sup> January, 2025

WORLD TRADE CENTRE,  
Tower-F, Nauroji Nagar  
New Delhi – 110029  
Website: [www.trai.gov.in](http://www.trai.gov.in)

## **Disclaimer**

The Information and Statistics contained in this report are derived from variety of sources, but are mainly reliant on data obtained from Service Providers. This report does not constitute any commercial or other advice. No warranty, representation or undertaking of any kind, expressed or implied, is given in relation to the information and statistics contained in this report.

## Table of Contents

<b>Snapshot .....</b>	<b>i</b>
<b>Executive Summary.....</b>	<b>iii</b>
<b>Trends at a Glance .....</b>	<b>xii</b>
<b>Introduction .....</b>	<b>xiv</b>
<b>Chapter 1 : Subscription Data .....</b>	<b>1</b>
Section A : Access Services - An Overview .....	2
Section B : Wireless Services.....	13
Section C : Wireline Services.....	23
Section D : Internet Services .....	34
Section E : Other Value Added Services - PMRTS & VSAT .....	49
<b>Chapter 2 : Revenue and Usage of Wireless Services.....</b>	<b>53</b>
<b>Chapter 3 : Financial Data of Telecom Services Sector.....</b>	<b>61</b>
<b>Chapter 4 : Quality of Service (QoS).....</b>	<b>66</b>
Section A: Quality of Service Performance of Wireless Service Providers.....	67
Section B: Quality of Service Performance of Wireline Service Providers.....	72
Section C: Quality of Service Performance of Broadband Service Providers .....	77
<b>Chapter 5 : Performance of Cable TV, DTH and Radio Broadcasting Services.....</b>	<b>82</b>
<b>Annexures .....</b>	<b>94</b>
Annexure 1.1: Wireless Subscriber Base .....	95
Annexure 1.2: Wireline Subscriber Base.....	96
Annexure 1.3: Service Area and Operator-wise details of PCOs.....	97
Annexure 1.4: Service Provider-wise details of Village Public Telephones.....	98
Annexure 1.5: Internet Service Provider(ISP)-wise Internet Subscriber base.....	99
Annexure 1.6: List of Telecom Service Area-wise Public Wi-Fi Hotspots.....	134
Annexure 1.7: List of Service Providers which reported IP Telephony Minutes.	135
Annexure 1.8: Service Area-wise PMRTS subscriber Base.....	136
Annexure 2.1: Revenue & Usage of Wireless Services – License Service Area wise Statistics.....	137
Annexure 4.1: Performance of QoS Parameters for Cellular Mobile Services .....	138
Annexure 4.2: Performance of QoS Parameters for Basic (Wire-line) Services..	140
Annexure 4.3: Performance of QoS Parameters for Wireline Broadband Services .....	142
Annexure 5.1: MRP of pay channels, offered by broadcasters to subscribers .....	145
Annexure 5.2: List of Major MSOs / HITS Operators .....	157
Annexure 5.3: List of Pay DTH Operators .....	160
Annexure 5.4: List of Pay IPTV Operators.....	161
Annexure 5.5: List of existing 113 cities with operational FM Radio Stations ..	162
<b>Index of Tables &amp; Charts.....</b>	<b>166</b>

## Snapshot

(Data as on Q.E. 30<sup>th</sup> September, 2024)

(Data as on Q.E. 30 <sup>th</sup> September, 2024)	
Telecom Subscribers (Wireless+Wireline)	
Total Subscribers	1,190.66 Million
% change over the previous quarter	-1.24%
Urban Subscribers	662.15 Million
Rural Subscribers	528.51 Million
Market share of Private Operators	91.36%
Market share of PSU Operators	8.64%
Tele-density	84.69%
Urban Tele-density	131.86%
Rural Tele-density	58.48%
Wireless Subscribers	
Total Wireless Subscribers	1,153.72 Million
% change over the previous quarter	-1.44%
Urban Subscribers	628.12 Million
Rural Subscribers	525.60 Million
Market share of Private Operators	91.85%
Market share of PSU Operators	8.15%
Tele-density	82.07%
Urban Tele-density	125.08%
Rural Tele-density	58.16%
Total Wireless Data Usage during the quarter	56,174 PB
Number of Public Mobile Radio Trunk Services (PMRTS)	66,066
Number of Very Small Aperture Terminals (VSAT)	2,52,183
Wireline Subscribers	
Total Wireline Subscribers	36.93 Million
% change over the previous quarter	5.20%
Urban Subscribers	34.03 Million
Rural Subscribers	2.90 Million
Market share of PSU Operators	23.95%
Market share of Private Operators	76.05%
Tele-density	2.63%
Rural Tele-density	0.32%
Urban Tele-density	6.78%
No. of Village Public Telephones (VPT)	68,606
No. of Public Call Office (PCO)	15,374

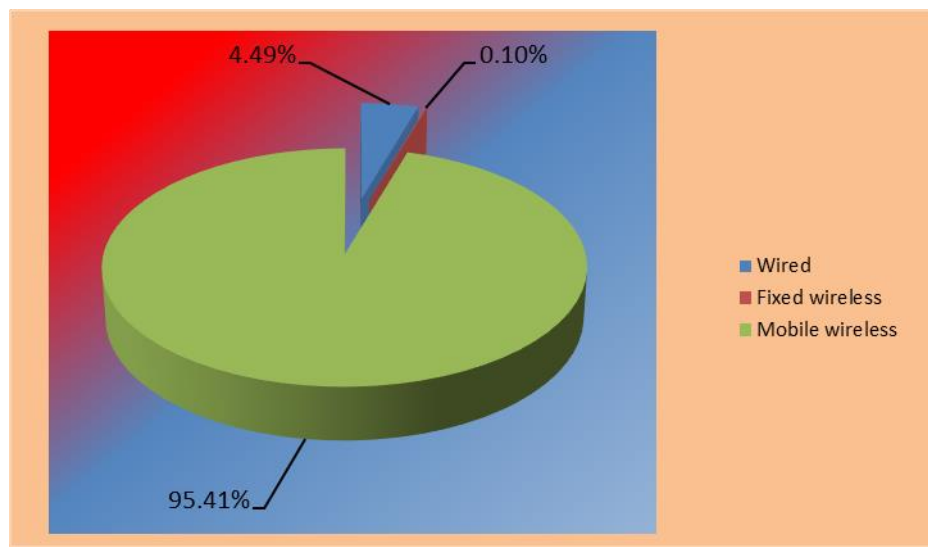
<b>Telecom Financial Data</b>	
Gross Revenue (GR) during the quarter	Rs. 91,426/- crore
% change in GR over the previous quarter	6.27%
Applicable Gross Revenue (ApGR) during quarter	Rs. 88,236/- crore
% change in ApGR over the previous quarter	6.20%
Adjusted Gross Revenue (AGR) during the quarter	Rs.75,310/- crore
% change in AGR over the previous quarter	6.74%
Share of Public sector undertakings in Access AGR	3.41%
<b>Internet/Broadband Subscribers</b>	
Total Internet Subscribers	971.50 Million
% change over previous quarter	0.20%
Narrowband subscribers	27.11 Million
Broadband subscribers	944.39 Million
Wired Internet Subscribers	43.64 Million
Wireless Internet Subscribers	927.86 Million
Urban Internet Subscribers	566.16 Million
Rural Internet Subscribers	405.33 Million
Total Internet Subscribers per 100 population	69.10
Urban Internet Subscribers per 100 population	112.74
Rural Internet Subscribers per 100 population	44.85
Total Outgoing Minutes of Usage for Internet Telephony	84.21 Million
No. of Public Wi-Fi Hotspots	1,64,803
Aggregate Data Consumed (TB) for Wi-Fi Hotspots	18,431
<b>Broadcasting &amp; Cable Services</b>	
Number of private satellite TV channels permitted by the Ministry of I&B for uplinking only/downlinking only/both uplinking and downlinking	912
Number of Pay TV Channels as reported by broadcasters	362
Number of private FM Radio Stations (excluding All India Radio)	388
Number of total active subscribers with pay DTH operators	59.91 Million
Number of Operational Community Radio Stations	513
Number of pay DTH Operators	4
<b>Revenue &amp; Usage Parameters</b>	
Monthly ARPU of Wireless Service	Rs.172.57
Minutes of Usage (MOU) per subscriber per month - Wireless Service	974
<b>Wireless Data Usage</b>	
Average Wireless Data Usage per wireless data subscriber per month	21.10 GB
Average revenue realization per GB for wireless data usage during the quarter	Rs.9.08

\* For ARPU explanation please refer to footnote on Page 52

## Executive Summary

1. Total number of Internet<sup>1</sup> subscribers increased from 969.60 million at the end of Jun-24 to 971.50 million at the end of Sep-24, registering a quarterly rate of growth 0.20%. Out of 971.50 million internet subscribers, number of Wired Internet subscribers are 43.64 million and number of Wireless Internet subscribers are 927.86 million.

### Composition of internet subscription



2. The Internet subscriber base is comprised of Broadband<sup>2</sup> Internet subscriber base of 944.39 million and Narrowband Internet subscriber base of 27.11 million.
3. The broadband Internet subscriber base increased by 0.39% from 940.75 million at the end of Jun-24 to 944.39 million at the end of Sep-24. The narrowband Internet subscriber base decreased from 28.85 million at the end of Jun-24 to 27.11 million at the end of Sep-24.

---

<sup>1</sup> Internet: Interconnected global networks that use the internet protocol.

<sup>2</sup> Broadband: Broadband is a data connection that is able to support interactive services including Internet access and has the capability of the minimum download speed of 2 Mbps to an individual subscriber from the point of presence (POP) of the service provider intending to provide Broadband service..

4. Wireline subscribers increased from 35.11 million at the end of Jun-24 to 36.93 million at the end of Sep-24 with a quarterly rate of growth 5.20% and, on Y-O-Y basis, wireline subscriptions also increased by 19.22% at the end of QE Sep-24.
5. Wireline Tele-density increased from 2.50% at the end of Jun-24 to 2.63% at the end of Sep-24 with quarterly rate of growth 4.96%.
6. Monthly Average Revenue per User (ARPU)<sup>3</sup> for wireless service increased by 9.60%, from Rs.157.45 in QE Jun-24 to Rs.172.57 in QE Sep-24. On Y-O-Y basis, monthly ARPU for wireless service increased by 15.31% in this quarter.
7. The ARPU per month for the pre-paid segment is Rs.171 and for the post-paid segment is Rs.190.67 in Q.E. Sep-2024.
8. On an all-India average, there is no change in overall MOU per subscriber per month and is the same 974 in QE Sep-2024 which was in Q.E. Jun-2024.
9. Prepaid MOU per subscriber is 1012 and Postpaid MOU per subscriber per month is 534 in QE Sep-24.
10. Gross Revenue<sup>4</sup> (GR), Applicable Gross Revenue (ApGR) and Adjusted Gross Revenue<sup>5</sup> (AGR) of Telecom Service Sector for the

---

<sup>3</sup> ARPU per month is calculated by dividing net subscribers' revenue by average number of subscribers.

<sup>4</sup> Gross Revenue is inclusive of installation charges, late fees, sale proceeds of handsets (or any other terminal equipment etc.), revenue on account of interest, dividend, value added services, supplementary services, access or interconnection charges, roaming charges, revenue from permissible sharing of infrastructure and any other miscellaneous revenue, without any set-off for related item of expense etc.

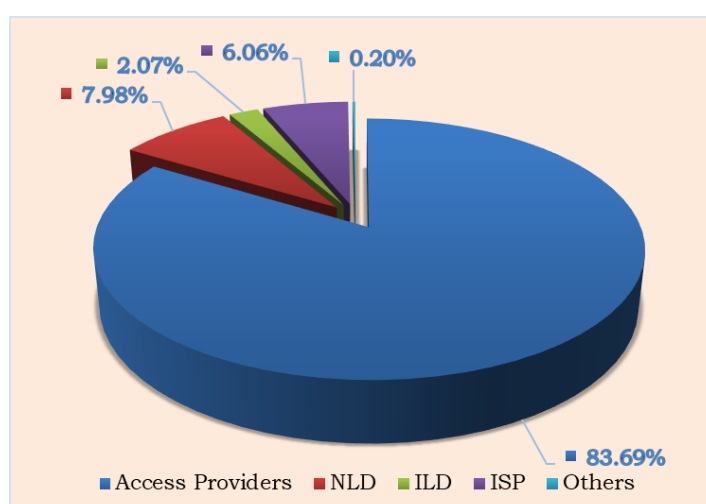
<sup>5</sup> Adjusted Gross Revenue: The following shall be excluded from the Gross Revenue to arrive at the AGR:

- I. PSTN related call charges (Access Charges) actually paid to other eligible/entitled telecommunication service providers within India;
- II. Roaming revenues actually passed on to other eligible/entitled telecommunication service providers; and

Q.E. Sep-24 has been Rs.91,426 Crore, Rs.88,236 crore and Rs.75,310 Crore respectively. GR increased by 6.27%, ApGR increased by 6.20% and AGR increased by 6.74% in Q.E. Sep-24, as compared to previous quarter.

11. The Y-O-Y rate of growth in GR, ApGR and AGR in Q.E. Sep-24 over the same quarter in last year has been 10.50%, 10.64% and 13.11% respectively.
12. Pass Through Charges increased from Rs.12,561 Crore in QE Jun-24 to Rs.12,926 Crore in QE Sep-24 with quarterly rate of growth by 2.91%. The Y-O-Y rate of decline 3.71% has been recorded in pass-through charges for QE Sep-24.
13. The License Fee<sup>6</sup> increased from Rs.5,645 Crore for the QE Jun-24 to Rs.6,023 Crore for the QE Sep-24. The quarterly and the Y-O-Y rates of growth in license fees are 6.69% and 13.09% respectively in this quarter.

### Service-wise composition of Adjusted Gross Revenue




---

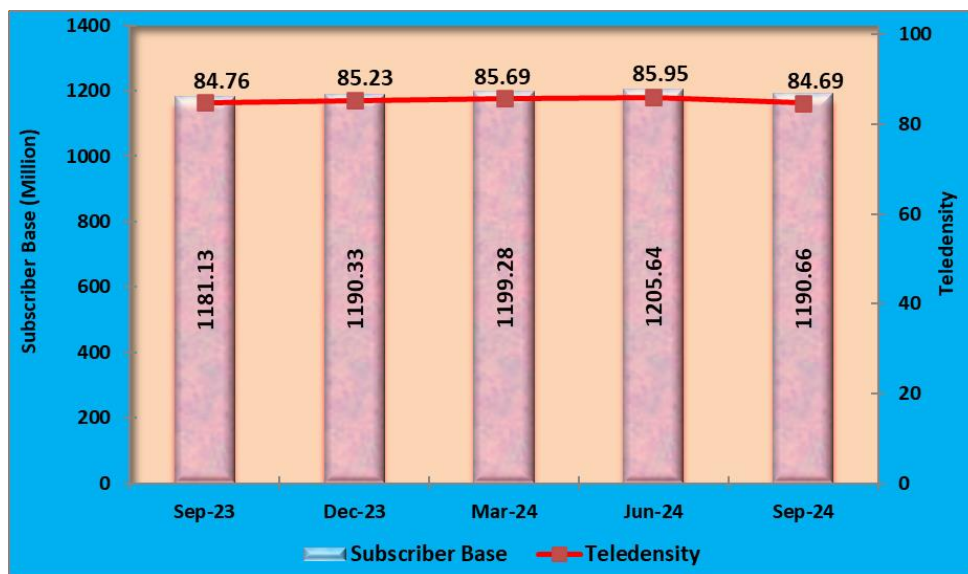
III. Service Tax on provision of service and Sales Tax actually paid to the Government if gross revenue had included as component of Sales Tax and Service Tax

<sup>6</sup> License Fee means a fee payable by Licensee at prescribed intervals and rates for the period of the Licence.



14. Access services contributed 83.69% of the total Adjusted Gross Revenue of telecom services. In Access services, Gross Revenue (GR), Applicable Gross Revenue (ApGR), Adjusted Gross Revenue (AGR), License Fee, Spectrum Usage Charges (SUC)<sup>7</sup> and Pass Through Charges increased by 8.21%, 7.31%, 8.41%, 8.43%, 8.50% and 0.71% respectively in QE Sep-24.
15. The number of telephone subscribers in India decreased from 1,205.64 million at the end of Jun-24 to 1,190.66 million at the end of Sep-24, registering a rate of decline 1.24% over the previous quarter. This reflects Year-On-Year (Y-O-Y) rate of growth 0.81% over the same quarter of the last year. The overall Tele-density in India decreased from 85.95% as in QE Jun-24 to 84.69% as in QE Sep-24.

**Trends in Telephone subscribers and Tele-density in India**



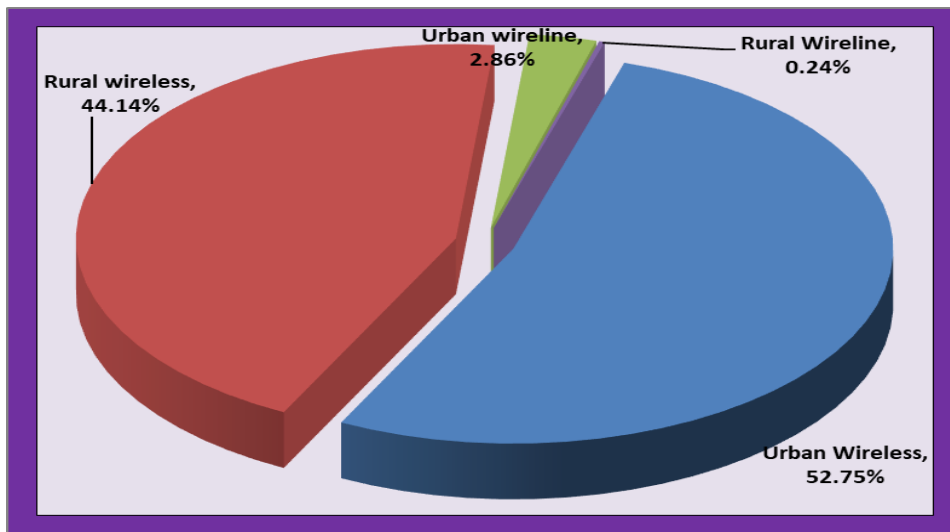
16. Telephone subscribers in Urban areas decreased from 667.13 million at the end of Jun-24 to 662.15 million at the end of Sep-24 and Urban Tele-density also decreased from 133.46% to 131.86% during the same period.

<sup>7</sup> Spectrum Usage Charge is payable by the licensees providing mobile access services, as a percentage of their Adjusted Gross Revenue (AGR).

(Source – DoT License Agreement)

17. Rural telephone subscribers decreased from 538.51 million at the end of Jun-24 to 528.51 million at the end of Sep-24 and Rural Tele-density also decreased from 59.65% to 58.48% during the same period.
18. Out of the total subscription, the share of Rural subscription decreased from 44.67% at the end of Jun-24 to 44.39% at the end of Sep-24.

**Composition of Telephone Subscribers**



19. With a net loss of 16.80 million subscribers during the quarter, the total wireless subscriber base decreased from 1,170.53 million at the end of Jun-24 to 1,53.72 million at the end of Sep-24, registering a rate of decline 1.44% over the previous quarter. On Y-O-Y basis, wireless subscriptions increased at the rate of 0.31% during the year.
20. Wireless Tele-density decreased from 83.45% at the end of Jun-24 to 82.07% at the end of Sep-24 with quarterly rate of decline of 1.65%.
21. During this quarter, the following parameters in terms of QoS benchmarks have been fully complied by wireline service providers: -

- i. Fault incidences (No. of faults per 100 subs/month) ( $\leq 7$ )
- ii. % Fault repaired by next working day (for rural and hilly areas) ( $\geq 75\%$ )
- iii. % Fault repaired within 7 days (for rural and hilly areas) (100%)
- iv. Point of Interconnection (POI) Congestion (No. of POIs not meeting benchmark) ( $\leq 0.5\%$ )
- v. Metering and billing credibility- post-paid ( $\leq 0.1\%$ )
- vi. Metering and billing credibility- pre-paid ( $\leq 0.1\%$ )
- vii. Resolution of billing/charging/credit & validity complaints within 4 weeks (98% within 4 weeks)
- viii. Resolution of billing/charging/credit & validity complaints within 6 weeks (100% within 6 weeks)
- ix. Period of applying credit/waiver/adjustment to customer's account from the date of resolution of complaints (100% within 1 week of resolution of complaint)

22. The following parameters have shown deterioration, as compared to the previous quarter, in QoS by wireline service providers: -

- i. % Fault repaired within 5 days (for urban areas)  $\geq 100\%$
- ii. Accessibility of call centre/ customer care  $\geq 95\%$
- iii. %age of calls answered by the operators (voice to voice) within ninety seconds  $\geq 95\%$

23. During this quarter, list of Parameters which are fully complied, as compared to the previous quarter, by all the Cellular Mobile service providers: -

- i. Call Set-up Success Rate and Session Establishment Success Rate for Circuit Switched Voice or VoLTE as applicable (within licensee's own network)  $\geq 95\%$
- ii. TCH, RAB and E-RAB Congestion (%age)  $\leq 2\%$

- iii. Network QoS DCR Temporal Distribution Measure [Network\_ QTD (97,90)]  $\leq 3\%$
  - iv. Connections with good voice quality, Circuit Switched Voice Quality and VoLTE quality  $\geq 95\%$
  - v. Down Link (DL) Packet Drop Rate or DL-PDR  $\leq 2\%$
  - vi. Up Link (UL) Packet Drop Rate or UL-PDR  $\leq 2\%$
  - vii. Point of Interconnection (POI) Congestion (No. of POIs not meeting the benchmark)  $\leq 0.5\%$
  - viii. Metering and billing credibility - postpaid  $\leq 0.1\%$
  - ix. Metering and billing credibility – prepaid  $\leq 0.1\%$
  - x. Resolution of billing/charging/validity complaints - 98% within 4 weeks
  - xi. Resolution of billing/charging/validity complaints - 100% within 6 weeks
  - xii. Period of applying credit/ waiver/ adjustment to customer's account from the date of resolution of complaints - 100% within 1 week of resolution of complaint
  - xiii. Termination / Closure of service  $\leq 7$  days
  - xiv. Time taken for refund of deposits after closures (100% within 60 days)
24. The following parameters have shown improvement, as compared to the previous quarter, in QoS by Cellular Mobile service providers: -
- i. SDCCH/ Paging Channel Congestion/ RRC Congestion (%age)  $\leq 1\%$
  - ii. TCH, RAB and E-RAB Congestion (%age)  $\leq 2\%$
  - iii. Period of applying credit/ waiver/ adjustment to customer's account from the date of resolution of complaints - 100% within 1 week of resolution of complaint

25. The following parameters have shown deterioration, as compared to the previous quarter, in QoS by Cellular Mobile service providers: -
- i. Network QoS DCR Spatial Distribution Measure [Network\_QSD(90,90)]  $\leq 2\%$
  - ii. Accessibility of call centre/customer care  $\Rightarrow 95\%$
  - iii. Percentage of calls answered by the operators (voice to voice) within ninety seconds  $\Rightarrow 95\%$
26. A total of approximately 912 private satellite TV channels have been permitted by the Ministry of Information and Broadcasting (MIB) for uplinking only/downlinking only/both uplinking & downlinking.
27. As per the reporting done by broadcasters in pursuance of the Tariff Order dated 3<sup>rd</sup> March 2017, as amended, out of 902 permitted satellite TV channels which are available for downlinking in India, there are 362 satellite pay TV channels as on 30<sup>th</sup> September, 2024. Out of 362 pay channels, 258 are SD satellite pay TV channels and 104 are HD satellite pay TV channels.
28. During the QE 30<sup>th</sup> September 2024, there were 4 pay DTH service providers in the country.
29. Pay DTH has attained total active subscriber base of around 59.91 million. This is in addition to the subscribers of the DD Free Dish (free DTH services of Doordarshan). The total active subscriber base has decreased from 62.17 million in June, 2024 to 59.91 million in September 2024.
30. Apart from the radio channels operated by All India Radio – the public broadcaster, as per the data reported by FM Radio operators to TRAI, as on 30<sup>th</sup> September 2024, there are 388

operational private FM Radio channels in 113 cities operated by 36 private FM Radio operators. As compared to the previous quarter, there is no change in the number of operational private FM Radio channels, cities and FM Radio operators.

31. The advertisement revenue reported by FM Radio operators during the quarter ending 30<sup>th</sup> September 2024 in respect of 388 private FM Radio channels is Rs.423.52 crore as against Rs.428.45 crore in respect of 388 private FM Radio channels for the previous quarter.
32. As on 30<sup>th</sup> September, 2024, 513 Community Radio stations are operational.

## Trends at a Glance

<b>A. Access Service (Wireline + Wireless)</b>									
	QE Sep 2023	QE Dec 2023	QE Mar 2024	QE Jun 2024	QE Sep 2024	%age change over Sep-2023	%age change over Dec-2023	%age change over Mar-2024	%age change over Jun-2024
						(12 months)	(9 months)	(6 months)	(3 months)
<b>1) Subscriber Base (in million)</b>									
Wireline	30.98	31.84	33.79	35.11	36.93	19.22%	15.99%	9.30%	5.20%
Wireless	1150.15	1158.49	1165.49	1170.53	1153.72	0.31%	-0.41%	-1.01%	-1.44%
<b>Total</b>	<b>1181.13</b>	<b>1190.33</b>	<b>1199.28</b>	<b>1205.64</b>	<b>1190.66</b>	<b>0.81%</b>	<b>0.03%</b>	<b>-0.72%</b>	<b>-1.24%</b>
Rural	522.66	527.77	533.90	538.51	528.51	1.12%	0.14%	-1.01%	-1.86%
Urban	658.46	662.56	665.38	667.13	662.15	0.56%	-0.06%	-0.49%	-0.75%
<b>2) Tele-density</b>									
Wireline	2.22	2.28	2.41	2.50	2.63	18.17%	15.22%	8.81%	4.96%
Wireless	82.54	82.95	83.27	83.45	82.07	-0.58%	-1.07%	-1.45%	-1.65%
<b>Total</b>	<b>84.76</b>	<b>85.23</b>	<b>85.69</b>	<b>85.95</b>	<b>84.69</b>	<b>-0.08%</b>	<b>-0.64%</b>	<b>-1.16%</b>	<b>-1.46%</b>
Rural	58.05	58.56	59.19	59.65	58.48	0.75%	-0.13%	-1.19%	-1.95%
Urban	133.54	133.76	133.72	133.46	131.86	-1.26%	-1.42%	-1.39%	-1.20%
<b>3) Service Provider wise Subscribers Base (in Million) (wireless+wireline)</b>									
Reliance Jio	459.67	470.86	481.77	489.72	478.78	4.16%	1.68%	-0.62%	-2.23%
Bharti Airtel	385.71	390.04	394.54	398.07	392.80	1.84%	0.71%	-0.44%	-1.32%
Vodafone Idea	228.19	223.74	220.60	218.12	213.32	-6.52%	-4.66%	-3.30%	-2.20%
BSNL	99.92	98.10	94.75	92.14	98.23	-1.69%	0.14%	3.68%	6.62%
MTNL	4.20	4.15	4.10	4.06	3.98	-5.16%	-4.15%	-3.01%	-1.99%
Tata Tele.	2.27	2.24	2.29	2.31	2.36	4.30%	5.58%	3.37%	2.26%
Reliance Com.	0.14	0.13	0.13	0.12	0.12	-14.81%	-12.34%	-7.49%	-5.02%
Quadrant	0.37	0.39	0.41	0.38	0.36	-5.12%	-9.93%	-13.55%	-5.84%
VMIPL	0.02	0.02	0.05	0.07	0.06	265.24%	198.41%	20.24%	-5.73%
APFSPL	0.65	0.65	0.64	0.64	0.64	-1.86%	-1.46%	-0.84%	-0.14%
<b>Total</b>	<b>1181.13</b>	<b>1190.33</b>	<b>1199.28</b>	<b>1205.64</b>	<b>1190.66</b>	<b>0.81%</b>	<b>0.03%</b>	<b>-0.72%</b>	<b>-1.24%</b>

<b>B. Internet Services</b>									
	QE Sep 2023	QE Dec 2023	QE Mar 2024	QE Jun 2024	QE Sep 2024	%age change over Sep-2023 (12 months)	%age change over Dec-2023 (9 months)	%age change over Mar-2024 (6 months)	%age change over Jun-2024 (3 months)
<b>1) Subscriber's Base (in million)</b>									
<b>A. Wired Internet Subscribers</b>	37.11	38.57	40.27	42.04	43.64	17.60%	13.13%	8.36%	3.80%
<b>B. Wireless Internet Subscribers</b>	881.08	897.59	914.13	927.56	927.86	5.31%	3.37%	1.50%	0.03%
i. Mobile Wireless (Mobile & Dongle)	880.11	896.68	913.34	926.86	926.87	5.31%	3.37%	1.48%	0.00%
ii. Fixed Wireless (Wi-Fi, Wi-Max, Point-to-Point Radio & VSAT)	0.97	0.91	0.79	0.70	0.99	2.07%	8.84%	24.77%	40.63%
<b>Total Internet Subscribers</b>	<b>918.19</b>	<b>936.16</b>	<b>954.40</b>	<b>969.60</b>	<b>971.50</b>	<b>5.81%</b>	<b>3.77%</b>	<b>1.79%</b>	<b>0.20%</b>
<b>2) No. of Internet Subs per 100 Population</b>	65.89	67.03	68.19	69.12	69.10	4.87%	3.09%	1.34%	-0.03%
<b>C. Usage and Revenue for Wireless Services</b>									
Traffic (MOU) (minutes of uses/subscriber/month)	948	955	995	974	974	2.73%	2.02%	-2.11%	0.05%
ARPU (Rs./sub/month)	149.66	152.55	153.54	157.45	172.57	15.31%	13.12%	12.40%	9.60%
<b>D. Telecom Financial Data</b>									
	QE Sep 2023	QE Dec 2023	QE Mar 2024	QE Jun 2024	QE Sep 2024	%age change over Sep-2023 (12 months)	%age change over Dec-2023 (9 months)	%age change over Mar-2024 (6 months)	%age change over Jun-2024 (3 months)
<b>1. Telecom Sector</b>									
i) Gross Revenue (Rs.in Crores)	82741	84500	87926	86031	91426	10.50%	8.20%	3.98%	6.27%
ii) Applicable Gross Revenue (ApGR)	79747	81101	83945	83087	88236	10.64%	8.80%	5.11%	6.20%
ii) Adjusted Gross Revenue (Rs. in Crores)	66583	67835	70462	70555	75310	13.11%	11.02%	6.88%	6.74%
<b>2. Access Services</b>									
Adjusted Gross Revenue (Rs. in Crores)	54376	55670	56540	58140	63028	15.91%	13.22%	11.47%	8.41%



## **Introduction**

This Report presents the Key Parameters and growth trends for the Telecom Services in India for the quarter ending 30<sup>th</sup> September, 2024. It provides a broad perspective on the Telecom Services to serve as a reference document for various stakeholders, research agencies and analysts. Chapter-1 depicts the growth pattern, in terms of Subscriber base and Tele-density of Wireline, Wireless, Internet and Value Added Services (VAS) as well as Wireless Data Usage. Chapter-2 covers the key revenue and usage parameters. Chapter-3 gives the financial and accounting data. Chapter-4 covers performance of various telecom service providers in terms of QoS. The information relating to Cable TV, DTH & Radio Broadcast services is provided in Chapter-5.

2. The Report has been prepared based on the information furnished by the Service Providers. It is also available on TRAI's website ([www.trai.gov.in](http://www.trai.gov.in) and under the link <http://www.trai.gov.in/release-publication/reports/performance-indicators-reports>). Any suggestion or any clarification pertaining to this report, Advisor (F&EA), TRAI may be contacted on Tel. +91-20907772 and e-mail: [advfea2@traigov.in](mailto:advfea2@traigov.in).

# **Chapter 1 :**

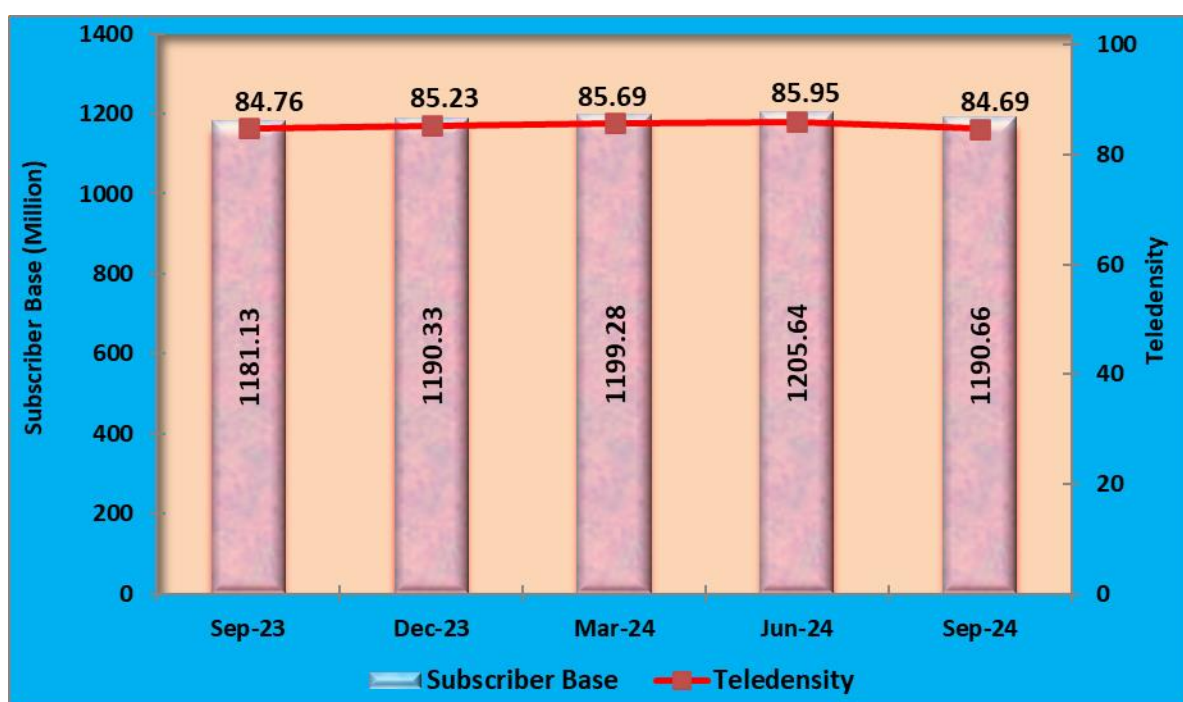
# **Subscription Data**

- 
- In this report, Tele-density figures are derived from the subscriber data provided by the operators and projection of population from the 'Report of the Technical Group on Population Projections for India and States 2011–2036', which is available under the link [https://main.mohfw.gov.in/sites/default/files/Population%20Projection%20Report%20011-2036%20-%20upload\\_compressed\\_0.pdf](https://main.mohfw.gov.in/sites/default/files/Population%20Projection%20Report%20011-2036%20-%20upload_compressed_0.pdf)

## Section A : Access Service - An Overview

1.1 The number of telephone subscribers in India decreased from 1,205.64 million at the end of June-24 to 1,190.66 million at the end of Sep-24, registering a rate of decline 1.24% over the previous quarter. This reflects year-on-year (Y-O-Y) rate of growth 0.81% over the same quarter of last year. The overall Tele-density in India decreased from 85.95% as on 30<sup>th</sup> June, 2024 to 84.69% as on 30<sup>th</sup> September, 2024 with quarterly rate of decline 1.46%.

**Chart 1.1: Trends in Telephone Subscribers and Tele-density in India**

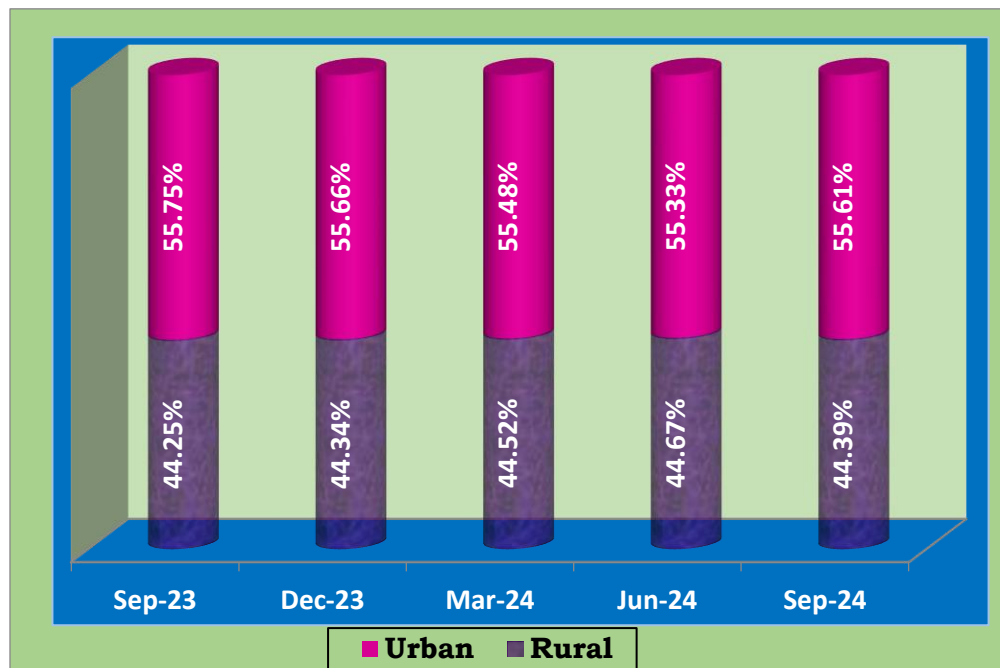


**Table 1.1: Subscriber Base & Tele-density - Rural & Urban**

Quarter ending	Subscriber Base (million)		Tele-density (%)	
	Rural	Urban	Rural	Urban
Sep-23	522.66	658.46	58.05	133.54
Dec-23	527.77	662.56	58.56	133.76
Mar-24	533.90	665.88	59.19	133.72
Jun-24	538.51	667.13	59.65	133.46
Sep-24	528.51	662.15	58.48	131.86

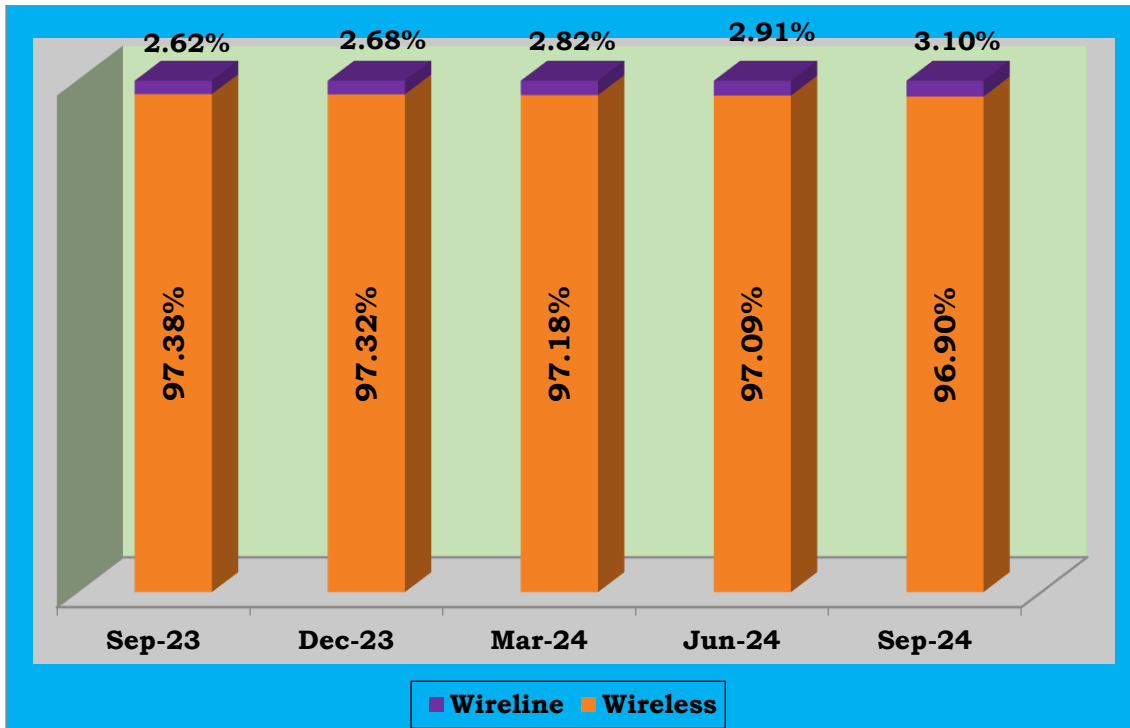
- 1.2 Telephone subscription in Urban areas decreased from 667.13 million at the end of Jun-24 to 662.15 million at the end of Sep-24 and Urban Tele-density also decreased from 133.46% to 131.86% at the end of the quarter.
- 1.3 Rural telephone subscription decreased from 538.51 million at the end of Jun-24 to 528.51 million at the end of Sep-24 and Rural Tele-density also decreased from 59.65% to 58.48% at the end of the quarter.
- 1.4 The Y-O-Y rates of growth in Urban and Rural telephone subscriptions from Sep-23 to Sep-24 are 0.56% and 1.12% respectively. The Y-O-Y rates of growth in Urban and Rural Tele-density from Sep-23 to Sep-24 are -1.26% and 0.75% respectively.

**Chart 1.2: Market Share - Rural & Urban Subscribers**



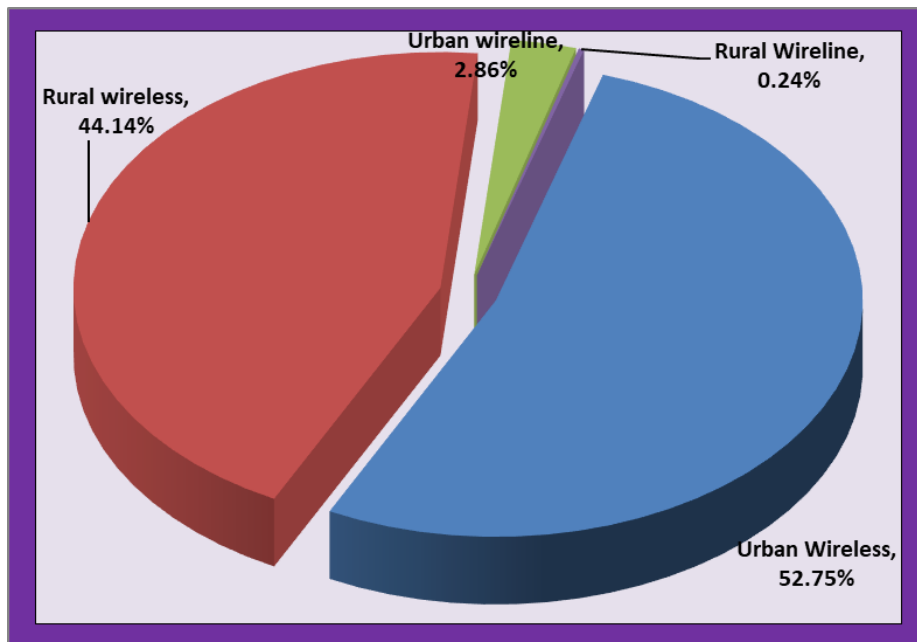
- 1.5 Share of subscriptions of rural areas in the total telephone subscriptions decreased from 44.67% at the end of Jun-24 to 44.39% at the end of Sep-24.

**Chart 1.3: Composition of Access subscription - Wireline & Wireless**



1.6 Share of wireline subscription in total telephone subscription increased from 2.91% at the end of Jun-24 to 3.10% at the end of Sep-24.

**Chart 1.4: Composition of Rural-Urban Telephone Subscription at the end of the quarter**



**Table 1.2: Service Area wise Access (Wireless+Wireline) Subscriber base**

Service Area	Subscribers (million)			
	Jun-24	Sep-24	Net Additions	Rate of Growth
Andhra Pradesh	87.95	86.58	-1.37	-1.56%
Assam	26.85	26.35	-0.49	-1.84%
Bihar	97.23	95.84	-1.39	-1.43%
Delhi	61.61	61.23	-0.38	-0.61%
Gujarat	67.35	66.89	-0.45	-0.67%
Haryana	27.21	26.83	-0.38	-1.40%
Himachal Pradesh	9.01	9.02	0.02	0.20%
Jammu & Kashmir	12.84	12.81	-0.03	-0.25%
Karnataka	70.98	70.61	-0.37	-0.52%
Kerala	43.57	43.09	-0.48	-1.09%
Madhya Pradesh	82.31	82.07	-0.24	-0.29%
Maharashtra	95.06	93.71	-1.36	-1.43%
Mumbai	37.89	37.36	-0.53	-1.40%
North East	13.01	12.70	-0.31	-2.35%
Odisha	34.70	34.65	-0.05	-0.14%
Punjab	36.71	36.04	-0.67	-1.82%
Rajasthan	67.93	65.95	-1.99	-2.92%
Tamil Nadu	81.72	80.85	-0.87	-1.06%
Uttar Pradesh(E)	103.86	102.44	-1.42	-1.36%
Uttar Pradesh(W)	64.91	64.06	-0.85	-1.30%
Kolkata	24.26	23.86	-0.39	-1.62%
West Bengal	58.69	57.69	-1.00	-1.70%
<b>All India</b>	<b>1,205.64</b>	<b>1,190.66</b>	<b>-14.98</b>	<b>-1.24%</b>

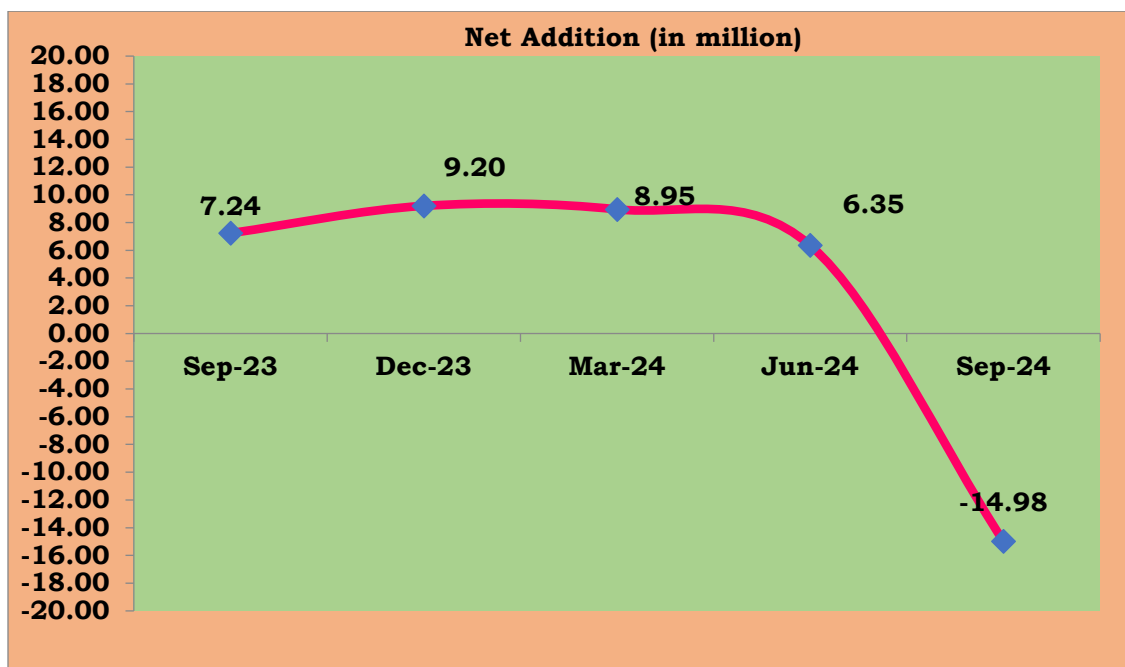
1.7 Except Himachal Pradesh, all service areas have shown declined rate in their subscriber base during the quarter ending Sep-24. Rajasthan service area showed maximum decline of 2.92% during the quarter ending Sep-24.

**Table 1.3: Service Area wise Rural-Urban Subscribers at QE Sep-24**

Service Area	Number of Subscribers (in million)			
	Total	Rural	Urban	% of Rural Subscribers
Andhra Pradesh	86.58	40.99	45.59	47.34%
Assam	26.35	16.91	9.45	64.15%
Bihar	95.84	63.24	32.60	65.98%
Delhi	61.23	1.91	59.32	3.12%
Gujarat	66.89	25.08	41.81	37.49%
Haryana	26.83	12.00	14.83	44.72%
Himachal Pradesh	9.02	5.82	3.21	64.45%
Jammu & Kashmir	12.81	6.14	6.66	47.97%
Karnataka	70.61	25.54	45.07	36.17%
Kerala	43.09	18.87	24.23	43.78%
Madhya Pradesh	82.07	38.16	43.91	46.49%
Maharashtra	93.71	41.36	52.34	44.14%
Mumbai	37.36	1.42	35.94	3.80%
North East	12.70	6.52	6.18	51.34%
Odisha	34.65	22.65	12.00	65.37%
Punjab	36.04	11.78	24.26	32.69%
Rajasthan	65.95	35.22	30.73	53.41%
Tamil Nadu	80.85	24.58	56.27	30.41%
U.P.(E)	102.44	63.08	39.36	61.58%
U.P.(W)	64.06	30.74	33.32	47.99%
Kolkata	23.86	1.64	22.23	6.86%
West Bengal	57.69	34.86	22.84	60.42%
<b>All India</b>	<b>1,190.66</b>	<b>528.51</b>	<b>662.15</b>	<b>44.39%</b>

1.8 Only eight service areas have more than 50% share of rural subscribers in their total number of subscribers. Bihar service area has maximum share of rural subscribers of 65.98% in its total telephone subscribers.

**Chart 1.5: Trend of Net Addition/decline in Telephone Subscription**



- 1.9 The net decrease in telephone subscription is 14.98 million during QE Sep-24 as compared to the net increase of 6.35 million during QE Jun-24.

**Table 1.4 : Service Area wise Tele-density**

Service Area/ States	As on 30 <sup>th</sup> June, 2024			As on 30 <sup>th</sup> September, 2024		
	Rural Tele-density (%)	Urban Tele-density (%)	Total Tele-density (%)	Rural Tele-density (%)	Urban Tele-density (%)	Total Tele-density (%)
Andhra Pradesh	79.25	118.71	95.87	77.36	117.39	94.29
Assam	56.47	169.54	74.25	55.37	165.48	72.72
Bihar	45.37	122.07	57.42	44.16	121.97	56.40
Delhi	-	-	281.52	-	-	278.55
Gujarat	68.68	113.23	90.96	67.73	112.26	90.06
Haryana	69.69	113.89	88.64	68.39	111.98	87.14
Himachal Pradesh	86.07	412.20	119.81	86.19	411.92	119.90



Service Area/ States	As on 30 <sup>th</sup> June, 2024			As on 30 <sup>th</sup> September, 2024		
	Rural Tele-density (%)	Urban Tele-density (%)	Total Tele-density (%)	Rural Tele-density (%)	Urban Tele-density (%)	Total Tele-density (%)
J&K	64.08	152.72	91.48	63.30	153.01	91.09
Karnataka	68.63	147.12	103.99	68.14	145.95	103.29
Kerala	-	-	120.90	-	-	119.46
Madhya Pradesh	45.20	129.46	69.41	45.04	128.35	69.01
Maharashtra (incl. Mumbai)*	66.48	140.35	102.85	65.17	138.24	101.20
North East	65.36	111.05	81.58	63.43	108.44	79.48
Orissa	63.41	139.88	78.05	63.00	140.56	77.88
Punjab	68.88	169.89	113.87	65.90	168.32	111.61
Rajasthan	60.55	143.03	82.66	58.42	138.93	80.03
Tamil Nadu	68.89	132.49	103.63	68.81	130.25	102.44
Uttar Pradesh (incl. UPE & UPW)*	50.94	117.03	67.33	49.67	116.45	66.26
West Bengal (incl. Kolkata)*	59.21	120.75	82.27	57.92	118.77	80.79
<b>All India</b>	<b>59.65</b>	<b>133.46</b>	<b>85.95</b>	<b>58.48</b>	<b>131.86</b>	<b>84.69</b>

\* Population data/projections are available state-wise only.

**Notes:-**

1. Tele-density figures are derived from the subscriber data provided by the operators and the population projections, for Urban and Rural areas, of the country are taken from projection of population from the 'Report of the Technical Group on Population Projections for India and States 2011 – 2036', which is available under the link [https://main.mohfw.gov.in/sites/default/files/Population%20Projection%20Report%202011-2036%20-%20upload\\_compressed\\_0.pdf](https://main.mohfw.gov.in/sites/default/files/Population%20Projection%20Report%202011-2036%20-%20upload_compressed_0.pdf)
2. Delhi Service area, apart from the State of Delhi, includes wireless subscribers of the areas served by the local exchanges of Ghaziabad & Noida (in UP) and Gurgaon & Faridabad (in Haryana).
3. Data/information for Andhra Pradesh includes Telengana, Madhya Pradesh includes Chhatishgarh, Bihar includes Jharkhand, Maharashtra includes Goa, Uttar Pradesh includes Uttarakhand, West Bengal includes Sikkim and North-East includes Arunachal Pradesh, Manipur, Meghalaya, Mizoram, Nagaland & Tripura states.

1.10 Himachal Pradesh service area has the highest Rural Tele-density of 86.19 followed by Andhra Pradesh service area of 77.36. Bihar service area has the lowest Rural Tele-density of 44.16 followed by Madhya Pradesh service area with rural tele-density of 45.04 in QE Sep-24.

**Table 1.5 : State/UT wise subscriber base (wireline+wireless)**

Sl. No.	States/UT	Total Telephone Subscription (million)		
		Total	Rural	Urban
1	Andhra Pradesh	44.64	24.38	20.26
2	Arunachal Pradesh	1.27	0.83	0.44
3	Assam	26.35	16.91	9.45
4	Bihar	71.04	49.53	21.51
5	Chhattisgarh	21.14	10.43	10.71
6	Goa	2.49	0.69	1.80
7	Gujarat	65.96	24.75	41.20
8	Haryana	36.00	12.39	23.61
9	Himachal Pradesh	9.02	5.82	3.21
10	Jharkhand	24.80	13.71	11.09
11	Karnataka	70.61	25.54	45.07
12	Kerala	43.02	18.84	24.18
13	Madhya Pradesh	60.93	27.73	33.20
14	Maharashtra Incl. Mumbai	128.58	42.09	86.49
15	Manipur	2.45	0.97	1.48
16	Meghalaya	2.64	1.64	1.00
17	Mizoram	1.41	0.53	0.88
18	Nagaland	1.70	0.86	0.84
19	Odisha	34.65	22.65	12.00
20	Punjab	33.85	11.71	22.14
21	Rajasthan	65.95	35.22	30.73
22	Sikkim	0.80	0.49	0.31
23	Tamil Nadu	79.66	24.22	55.45
24	Telangana	41.94	16.61	25.33
25	Tripura	3.24	1.69	1.55
26	Uttar Pradesh (UPE + UPW)	165.73	88.51	77.22
27	Uttarakhand	12.60	6.34	6.27
28	West Bengal Incl. Kolkata	80.23	35.75	44.47
<b>Union Territories</b>				
1	Andaman & Nicobar Islands	0.53	0.25	0.28
2	Chandigarh	2.06	0.06	2.00
3	Dadra and Nagar Haveli and Daman and Diu	0.94	0.33	0.61
4	Delhi	40.36	0.50	39.86
5	Jammu & Kashmir	12.21	5.81	6.41
6	Ladakh	0.59	0.34	0.26
7	Lakshdweep	0.07	0.02	0.05
8	Puduchery	1.19	0.37	0.82
<b>Total</b>		<b>1190.66</b>	<b>528.51</b>	<b>662.15</b>

**Table 1.6: State/UT wise total Tele-density**

Sl.No.	State/UT	Total Tele-density (%)		
		Total	Rural	Urban
1	Andhra Pradesh	83.53	72.91	101.28
2	Arunachal Pradesh	80.09	70.93	106.15
3	Assam	72.72	55.37	165.48
4	Bihar	54.79	43.61	133.74
5	Chhattisgarh	68.82	46.91	126.21
6	Goa	156.52	192.05	146.17
7	Gujarat	90.51	67.28	114.20
8	Haryana	116.94	70.66	178.24
9	Himachal Pradesh	119.90	86.19	411.92
10	Jharkhand	61.62	46.31	104.19
11	Karnataka	103.29	68.14	145.95
12	Kerala	119.49	244.36	85.45
13	Madhya Pradesh	69.07	44.38	129.05
14	Maharashtra Incl. Mumbai	100.51	64.47	138.09
15	Manipur	74.83	44.10	137.65
16	Meghalaya	77.72	60.94	141.96
17	Mizoram	112.10	93.88	126.77
18	Nagaland	74.86	73.14	76.73
19	Odisha	77.88	63.00	140.56
20	Punjab	109.05	65.51	168.19
21	Rajasthan	80.03	58.42	138.93
22	Sikkim	114.57	146.58	85.36
23	Tamil Nadu (incl. Chennai)	103.16	68.76	132.02
24	Telangana	109.27	84.97	134.51
25	Tripura	77.04	68.20	89.75
26	Uttar Pradesh (UPE +UPW)	69.21	48.79	132.95
27	Uttarakhand	106.56	84.55	144.63
28	West Bengal Incl. Kolkata	80.35	57.25	118.94
<b>Union Territories</b>				
1	Andaman & Nicobar Islands	130.83	113.54	152.04
2	Chandigarh	165.17	-	-
3	Dadra and Nagar Haveli and Daman and Diu	66.56	135.20	52.44
4	Delhi	183.59	-	-
5	Jammu & Kashmir	88.78	61.12	150.49
6	Ladakh	195.77	163.91	263.30
7	Lakshdweep	104.62	-	-
8	Puduchery	69.64	72.94	68.25
<b>Total</b>		<b>84.69</b>	<b>58.48</b>	<b>131.86</b>

**Table 1.7 : Service Provider wise Growth in Subscriber base**

Service Provider	Subscriber base (millions)			Rate of Growth (%)	Market Share in QE Jun-24 (%)	Market Share in QE Sep-24 (%)
	Jun-24	Sep-24	Net Additions			
Reliance Jio	489.72	478.78	-10.94	-2.23%	40.62%	40.21%
Bharti Airtel	398.07	392.80	-5.27	-1.32%	33.02%	32.99%
Vodafone Idea Ltd	218.12	213.32	-4.80	-2.20%	18.09%	17.92%
BSNL	92.14	98.23	6.10	6.62%	7.64%	8.25%
MTNL	4.06	3.98	-0.08	-1.99%	0.34%	0.33%
Tata Teleservices	2.31	2.36	0.05	2.26%	0.19%	0.20%
Quadrant	0.38	0.36	-0.022	-5.84%	0.03%	0.03%
Reliance Com.	0.12	0.12	-0.01	-5.02%	0.01%	0.01%
APSFL	0.64	0.64	0.001	-0.14%	0.05%	0.05%
VMIPL	0.07	0.06	-0.004	-5.73%	0.006%	0.005%
<b>Total</b>	<b>1,205.64</b>	<b>1,190.66</b>	<b>-14.98</b>	<b>-1.24%</b>	<b>100</b>	<b>100</b>

Note: M/s BSNL includes number of subscribers of its Virtual Network Operator (VNO).

1.11 M/s Reliance Jio Infocomm Ltd is the market leader with 40.21% in the access segment in terms of number of subscribers with 478.78 million subscribers at the end of Sep-24 followed by M/s Bharti Airtel Ltd with 392.80 million subscribers.

1.12 In term of net addition, BSNL became the biggest gainer with net addition of 6.10 million telephone subscribers during the QE Sep-24.

**Table 1.8: Market Share of the service providers in total rural subscriber base**

<b>Service Provider</b>	<b>No. of Total Subscribers (in millions)</b>	<b>No. of Rural Subscribers (in millions)</b>	<b>Percentage of Rural subscribers</b>	<b>Market share of Rural subscribers</b>
Reliance Jio	478.78	206.06	43.04%	38.99%
Bharti Airtel	392.80	186.79	47.55%	35.34%
Vodafone Idea Ltd	213.32	103.24	48.40%	19.53%
BSNL	98.23	31.85	32.42%	6.03%
MTNL	3.98	0.04	0.95%	0.01%
Tata Teleservices	2.36	0.01	0.28%	0.001%
Quadrant	0.36	0.06	16.93%	0.011%
Reliance Com.	0.12	0.0003	0.25%	0.0001%
APSFL	0.64	0.47	74.00%	0.09%
VMIPL	0.06	-	0.00%	0.00%
<b>Total</b>	<b>1,190.66</b>	<b>528.51</b>	<b>44.39%</b>	<b>100.00%</b>

1.13 M/s APSFL is the telecom service provider with highest proportion of rural telephone subscribers of 74% followed by Vodafone Idea Ltd of 48.40% to their total telephone subscribers at the end of Sep-24.

## Section B : Wireless Service

**Table 1.9: List of Wireless Access Service Providers currently providing service**

**[As on 30<sup>th</sup> September, 2024]**

Sl.No.	Service Provider	Licensed Service Areas
1	Reliance Jio Infocom Ltd	All India
2	Bharti Airtel Ltd	All India
3	Vodafone Idea Ltd	All India
4	BSNL	All India (except Delhi & Mumbai)
5	MTNL	Delhi & Mumbai
6	Reliance Communications Ltd	All India (except Assam & NE)

*Source : DoT website*

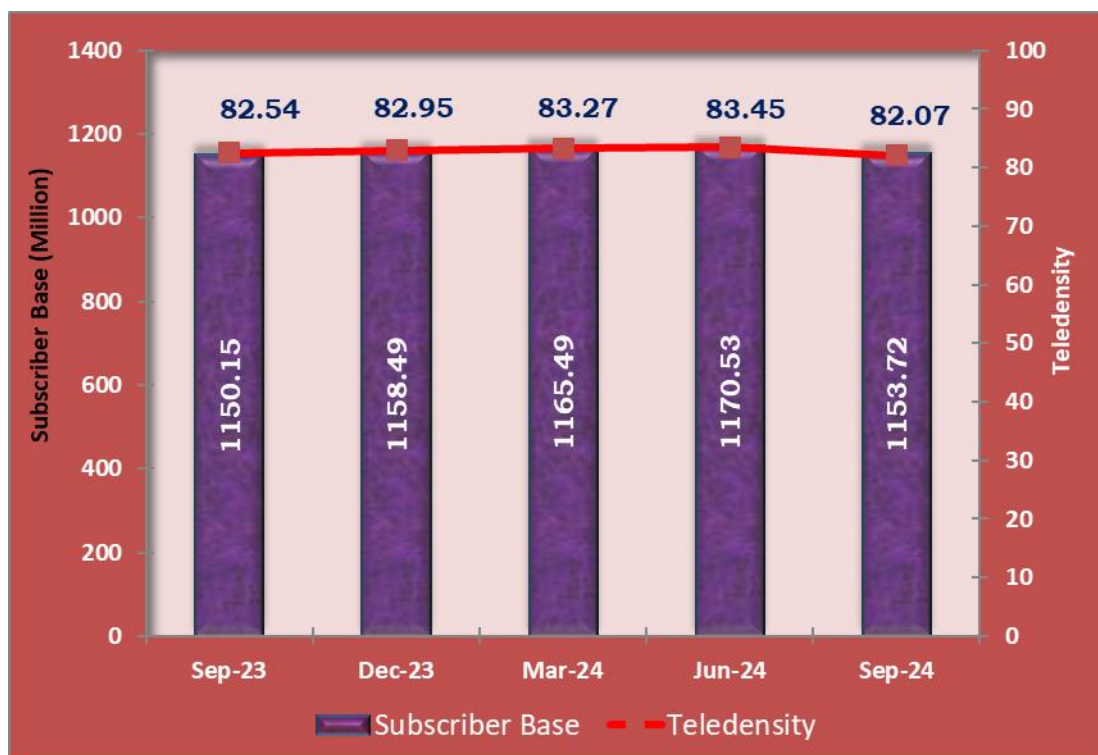
### **UL Access Services Licensees Virtual Network Operators (VNOs) who are providing services as on 30<sup>th</sup> September, 2024**

1	AdPay Mobile Payment India Pvt. Ltd	Tamil Nadu
2	Plintron India	Tamil Nadu

*Source : As reported by telecom service providers*

- 1.14 Number of wireless subscriber base has decreased from 1,170.53 million at the end of Jun-24 to 1,153.72 million at the end of Sep-24, thereby showing a quarterly rate of decline 1.44%. During the quarter, net decreased of 16.80 million wireless subscribers has been recorded.
- 1.15 The wireless subscriber base recorded a Y-O-Y rate of growth 0.31% in QE Sep-24 over the same quarter in the previous year.
- 1.16 Wireless Teledensity in the country decreased from 83.45% at the end of Jun-24 to 82.07% at the end of Sep-24.

**Chart 1.6: Wireless Subscriber Base and Teledensity**



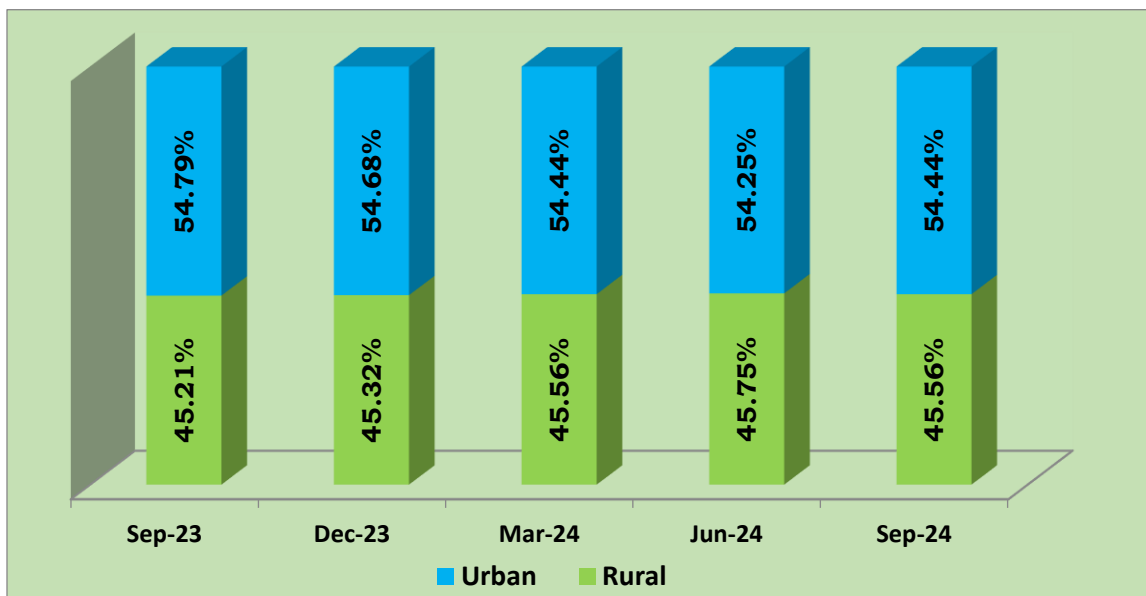
**Table 1.10: Wireless Subscriber Base & Tele-density - Rural & Urban**

Quarter ending	Subscriber Base (million)		Tele-density (%)	
	Rural	Urban	Rural	Urban
Sep-23	519.99	630.17	57.75	127.81
Dec-23	525.05	633.44	58.26	127.88
Mar-24	531.02	634.47	58.87	127.51
Jun-24	535.53	635	59.32	127.03
Sep-24	525.60	628.12	58.16	125.08

1.17 Number of Rural Wireless subscribers decreased from 535.53 million at the end of Jun-24 to 525.60 million at the end of Sep-24 and number of urban wireless subscribers also decreased from 635 million to 628.12 million during the quarter. Quarterly rate of decline of Rural and Urban wireless subscriptions are 1.85% and 1.08% respectively during QE Sep-24.

1.18 The share of rural wireless subscription decreased from 45.75% million at the end of Jun-24 to 45.56% million at the end of Sep-24.

**Chart 1.7: Wireless Market Share - Rural & Urban**



**Table 1.11: Growth in Wireless Subscriber base**

Service Provider	Subscriber Base (millions)			Rate of Growth	Market Share Jun-24	Market Share Sep-24
	Jun-24	Sep-24	Net Addition			
Reliance Jio	476.53	463.78	-12.75	-2.68%	40.71%	40.20%
Bharti Airtel	389.02	383.48	-5.54	-1.42%	33.23%	33.24%
Vodafone Idea Ltd	217.30	212.45	-4.84	-2.23%	18.56%	18.41%
BSNL	85.77	92.10	6.33	7.38%	7.33%	7.98%
MTNL	1.91	1.91	-0.01	-0.41%	0.16%	0.17%
<b>Total</b>	<b>1170.53</b>	<b>1,153.72</b>	<b>-16.80</b>	<b>-1.44%</b>	<b>100</b>	<b>100</b>

1.19 M/s Reliance Jio Infocom Ltd. is the market leader with a wireless subscriber base of 463.78 million which translates into market share of 40.20% and M/s Bharti Airtel Ltd. is at 2<sup>nd</sup> position with a total subscriber base of 383.48 million and market share of 33.24%.



1.20 In terms of net additions during QE Sep-24 except M/s BSNL, all other service providers showed negative growth in their wireless subscribers.

**Table 1.12: Service Area wise Wireless Subscriber base**

Service Area	Subscriber base (in million)			
	Jun-24	Sep-24	Net Additions	Rate of change (%)
Andhra Pradesh	84.15	82.61	-1.54	-1.83%
Assam	26.50	25.99	-0.51	-1.94%
Bihar	96.16	94.65	-1.51	-1.57%
Delhi	57.05	56.52	-0.53	-0.93%
Gujarat	65.67	65.09	-0.58	-0.88%
Haryana	26.59	26.15	-0.44	-1.67%
Himachal Pradesh	8.83	8.83	0.01	0.07%
Jammu & Kashmir	12.42	12.36	-0.06	-0.48%
Karnataka	67.51	66.99	-0.52	-0.77%
Kerala	42.01	41.49	-0.52	-1.23%
Madhya Pradesh	80.49	80.14	-0.35	-0.44%
Maharashtra	93.34	91.88	-1.46	-1.57%
Mumbai	34.34	33.79	-0.55	-1.60%
North East	12.74	12.41	-0.32	-2.55%
Orissa	34.17	34.08	-0.09	-0.27%
Punjab	34.97	34.21	-0.76	-2.17%
Rajasthan	66.86	64.77	-2.09	-3.13%
Tamil Nadu	78.73	77.78	-0.94	-1.20%
U.P.(E)	102.83	101.29	-1.54	-1.50%
U.P.(W)	63.84	62.87	-0.97	-1.52%
Kolkata	23.22	22.77	-0.45	-1.94%
West Bengal	58.14	57.07	-1.07	-1.84%
<b>All India</b>	<b>1,170.53</b>	<b>1,153.72</b>	<b>-16.80</b>	<b>-1.44%</b>

**Table 1.13: Service Area wise Wireless Rural-Urban Subscriber base**

Service Area	Subscriber base (in million)			
	Total	Rural	Urban	% of Rural Subscribers
Andhra Pradesh	82.61	40.30	42.31	48.79%
Assam	25.99	16.89	9.10	64.99%
Bihar	94.65	63.15	31.50	66.72%
Delhi	56.52	1.90	54.61	3.37%
Gujarat	65.09	25.00	40.09	38.41%
Haryana	26.15	11.85	14.29	45.33%
Himachal Pradesh	8.83	5.76	3.07	65.22%
Jammu & Kashmir	12.36	6.13	6.23	49.58%
Karnataka	66.99	25.45	41.54	37.99%
Kerala	41.49	18.28	23.21	44.07%
Madhya Pradesh	80.14	38.08	42.06	47.52%
Maharashtra	91.88	41.22	50.66	44.87%
Mumbai	33.79	1.40	32.38	4.16%
North East	12.41	6.51	5.91	52.42%
Orissa	34.08	22.61	11.47	66.35%
Punjab	34.21	11.46	22.76	33.49%
Rajasthan	64.77	35.15	29.62	54.27%
T.N. (incl. Chennai)	77.78	24.36	53.42	31.32%
U.P.(E)	101.29	63.04	38.26	62.23%
U.P.(W)	62.87	30.67	32.20	48.79%
Kolkata	22.77	1.63	21.13	7.18%
West Bengal	57.07	34.75	22.32	60.88%
<b>All India</b>	<b>1,153.72</b>	<b>525.60</b>	<b>628.12</b>	<b>45.56%</b>

1.21 Detailed table on service provider wise wireless subscriber base in each service area is at **Annexure-1.1**.

**Table 1.14: Service Area wise Wireless Tele-density**

Service Area	As on 30 <sup>th</sup> June, 2024			As on 30 <sup>th</sup> September, 2024		
	Rural Tele-density (%)	Urban Tele-density (%)	Total Tele-density (%)	Rural Tele-density (%)	Urban Tele-density (%)	Total Tele-density(%)
A.P.	77.93	110.68	91.73	76.06	108.93	89.96
Assam	56.39	163.83	73.29	55.31	159.36	71.70
Bihar	45.31	118.36	56.79	44.10	117.85	55.70
Delhi	-	-	260.70	-	-	257.11
Gujarat	68.47	108.90	88.69	67.50	107.64	87.63
Haryana	68.97	110.19	86.64	67.58	107.93	84.94
H.P.	85.26	396.30	117.44	85.39	394.48	117.38
J&K	63.90	143.35	88.45	63.11	143.05	87.87
Karnataka	68.37	136.14	98.90	67.90	134.51	97.99
Kerala	235.25	83.32	116.56	237.10	81.82	115.01
M.P.	45.11	124.34	67.87	44.95	122.91	67.38
Maharashtra (incl. Mumbai)*	66.26	132.29	98.77	64.93	130.03	97.03
North East	65.21	106.53	79.88	63.28	103.63	77.67
Orissa	63.29	134.15	76.85	62.88	134.34	76.59
Punjab	67.18	159.89	108.48	64.08	157.90	105.95
Rajasthan	60.44	138.45	81.35	58.30	133.91	78.59
Tamil Nadu	68.15	126.15	99.83	68.20	123.66	98.55
Uttar Pradesh (incl. UPE&UPW)*	50.88	113.83	66.49	49.61	112.88	65.33
West Bengal (incl. Kolkata)*	59.03	116.82	80.69	57.74	114.54	79.09
<b>All India</b>	<b>59.32</b>	<b>127.03</b>	<b>83.45</b>	<b>58.16</b>	<b>125.08</b>	<b>82.07</b>

\* Population data/projections are available state-wise only.

**Notes:**

1. Tele-density figures are derived from the subscriber data provided by the operators and the projection of population from the 'Report of the Technical Group on Population Projections for India and States 2011 – 2036', which is available under the link [https://main.mohfw.gov.in/sites/default/files/Population%20Projection%20Report%202011-2036%20-%20upload\\_compressed\\_0.pdf](https://main.mohfw.gov.in/sites/default/files/Population%20Projection%20Report%202011-2036%20-%20upload_compressed_0.pdf)
2. Delhi Service area, apart from the State of Delhi, includes wireless subscribers of the areas served by the local exchanges of Ghaziabad & Noida (in UP) and Gurgaon & Faridabad (in Haryana).
3. Data/information for Andhra Pradesh includes Telengana, Madhya Pradesh includes Chhatishgarh, Bihar includes Jharkhand, Maharashtra includes Goa, Uttar Pradesh includes Uttarakhand, West Bengal includes Sikkim and North-East includes Arunachal Pradesh, Manipur, Meghalaya, Mizoram, Nagaland & Tripura states.

**Table 1.15 : State/UT wise Wireless Subscriber Base**

Sl. No.	States/UT	Wireless Subscribers (in million)		
		Total	Rural	Urban
1	Andhra Pradesh	42.19	23.75	18.43
2	Arunachal Pradesh	1.25	0.83	0.42
3	Assam	25.99	16.89	9.10
4	Bihar	70.26	49.46	20.79
5	Chhattisgarh	20.71	10.41	10.30
6	Goa	2.42	0.67	1.75
7	Gujarat	64.16	24.67	39.49
8	Haryana	35.12	12.25	22.87
9	Himachal Pradesh	8.83	5.76	3.07
10	Jharkhand	24.39	13.68	10.71
11	Karnataka	66.99	25.45	41.54
12	Kerala	41.42	18.27	23.16
13	Madhya Pradesh	59.42	27.67	31.76
14	Maharashtra	123.25	41.96	81.29
15	Manipur	2.38	0.96	1.41
16	Meghalaya	2.57	1.64	0.93
17	Mizoram	1.37	0.53	0.84
18	Nagaland	1.66	0.86	0.80
19	Odisha	34.08	22.61	11.47
20	Punjab	32.31	11.42	20.89
21	Rajasthan	64.77	35.15	29.62
22	Sikkim	0.79	0.49	0.31
23	Tamil Nadu	76.66	24.01	52.65
24	Telangana	40.42	16.55	23.87
25	Tripura	3.19	1.69	1.50
26	Uttar Pradesh	163.47	88.43	75.04
27	Uttarakhand	12.19	6.30	5.88
28	West Bengal	78.55	35.66	42.89
<b>Union Territories</b>				
1	Andaman & Nicobar Islands	0.49	0.23	0.26
2	Chandigarh	1.78	0.03	1.75
3	Dadra and Nagar Haveli and Daman and Diu	0.93	0.32	0.61
4	Delhi	36.18	0.50	35.68
5	Jammu & Kashmir	11.77	5.79	5.98
6	Ladakh	0.59	0.34	0.25
7	Lakshdweep	0.06	0.02	0.05
8	Puduchery	1.12	0.35	0.77
<b>Total</b>		<b>1153.72</b>	<b>525.60</b>	<b>628.12</b>

**Table 1.16 : State/UT wise Wireless Tele-density**

Sl.No.	State/UT	Wireless Tele-density (%)		
		Total	Rural	Urban
1	Andhra Pradesh	78.93	71.03	92.13
2	Arunachal Pradesh	78.95	70.85	101.98
3	Assam	71.70	55.31	159.36
4	Bihar	54.18	43.55	129.27
5	Chhattisgarh	67.42	46.83	121.36
6	Goa	152.64	187.29	142.55
7	Gujarat	88.05	67.06	109.45
8	Haryana	114.08	69.82	172.69
9	Himachal Pradesh	117.38	85.39	394.48
10	Jharkhand	60.60	46.22	100.59
11	Karnataka	97.99	67.90	134.51
12	Kerala	115.05	236.86	81.85
13	Madhya Pradesh	67.36	44.28	123.42
14	Maharashtra	96.34	64.26	129.78
15	Manipur	72.68	43.92	131.47
16	Meghalaya	75.69	60.83	132.55
17	Mizoram	108.85	93.76	121.00
18	Nagaland	73.13	73.12	73.14
19	Odisha	76.59	62.88	134.34
20	Punjab	104.08	63.86	158.71
21	Rajasthan	78.59	58.30	133.91
22	Sikkim	113.49	146.26	83.59
23	Tamil Nadu	99.28	68.17	125.36
24	Telangana	105.32	84.66	126.78
25	Tripura	75.81	67.96	87.13
26	Uttar Pradesh	68.26	48.75	129.21
27	Uttarakhand	103.06	84.10	135.86
28	West Bengal	78.67	57.10	114.70
<b>Union Territories</b>				
1	Andaman & Nicobar Islands	121.63	104.23	142.97
2	Chandigarh	142.44	-	-
3	Dadra and Nagar Haveli and Daman and Diu	65.94	134.62	51.80
4	Delhi	164.58	-	-
5	Jammu & Kashmir	85.52	60.93	140.38
6	Ladakh	194.49	163.67	259.84
7	Lakshdweep	93.97	-	-
8	Puduchery	65.81	70.15	63.98
<b>All India Tele-density</b>		<b>82.07</b>	<b>58.16</b>	<b>125.08</b>

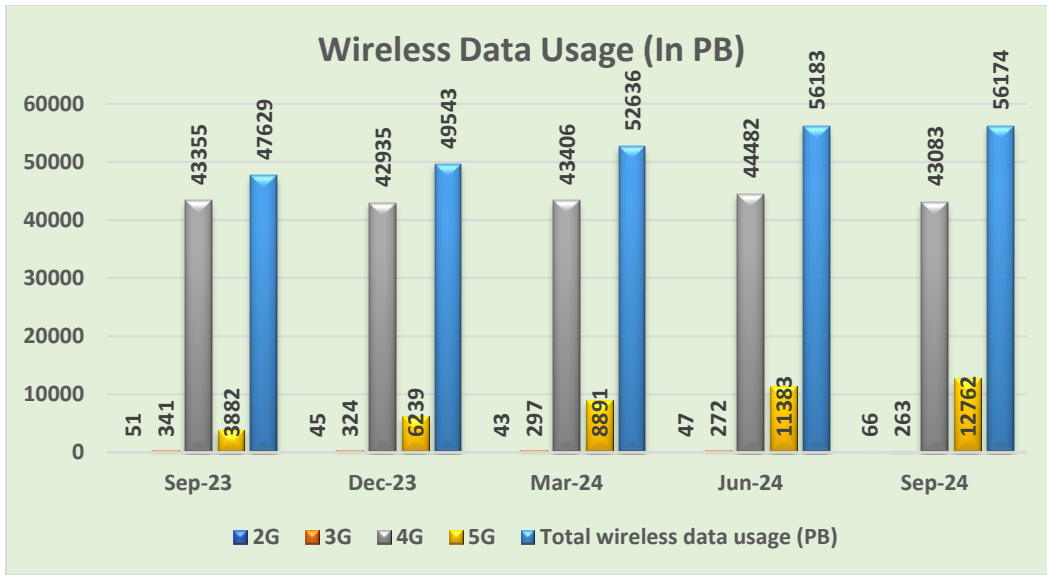
**Table 1.17 : Rural Wireless Subscriber base and Market Share  
(as on 30.09.2024)**

<b>Service Provider</b>	<b>Total number of wireless Subscribers (in millions)</b>	<b>Rural Subscribers (in millions)</b>	<b>% of Rural subscribers in total</b>	<b>Market Share of Rural Subscribers</b>
Reliance Jio	463.78	205.67	44.35%	39.13%
Bharti Airtel	383.48	186.78	48.71%	35.54%
Vodafone Idea Ltd	212.45	103.24	48.60%	19.64%
BSNL	92.10	29.87	32.43%	5.68%
MTNL	1.91	0.04	1.85%	0.01%
<b>Total</b>	<b>1,153.72</b>	<b>525.60</b>	<b>45.56%</b>	<b>100%</b>

### Wireless Data Usage

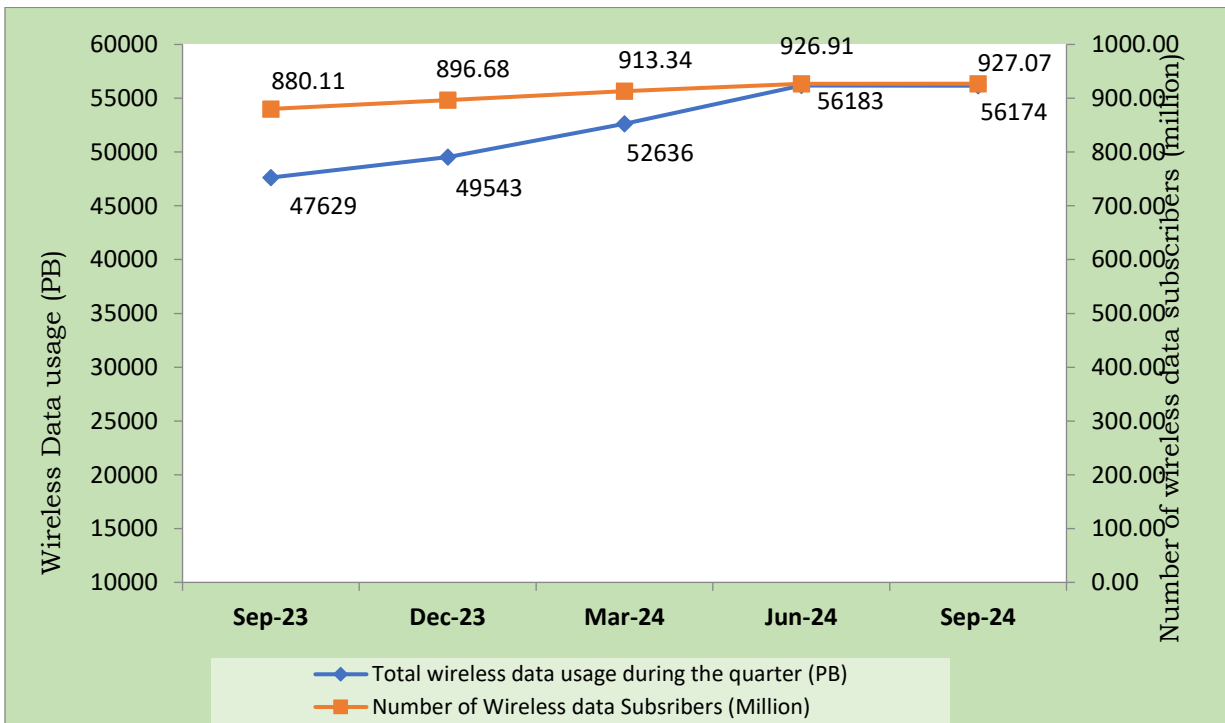
- 1.22 Volume of total wireless data usage decreased from 56,183 PB during Q.E. Jun-24 to 56,174 PB during Q.E. Sep-24 with quarterly rate of decline 0.02%. Out of total data wireless usage, 2G data usage was 66 PB, 3G data usage was 263 PB, 4G data usage was 43,083 PB and 5G data usage was 12,762 PB during the quarter.
- 1.23 Total number of wireless data subscribers increased from 926.91 million at the end of Jun-24 to 927.07 million at the end of Sep-24.
- 1.24 The contribution of 2G, 3G, 4G and 5G data usage in total volume of wireless data usage are about 0.12%, 0.47%, 76.70% and 22.72% respectively during the QE Sep-24.
- 1.25 Technology-wise trend of growth in volume of wireless data usage is depicted in the following chart: -

**Chart 1.8: Trend of technology wise wireless data usease (in PB)**



1.26 The following chart depicts the trend of number of wireless data subscribers and volume of wireless data usage in QE Sep-24.

**Chart 1.9: Trend of Wireless data subscribers (million) and volume of wireless data usage (PB)**



## Section C : Wireline Service

**\*Table 1.18 : Service Providers providing Wireline Service**

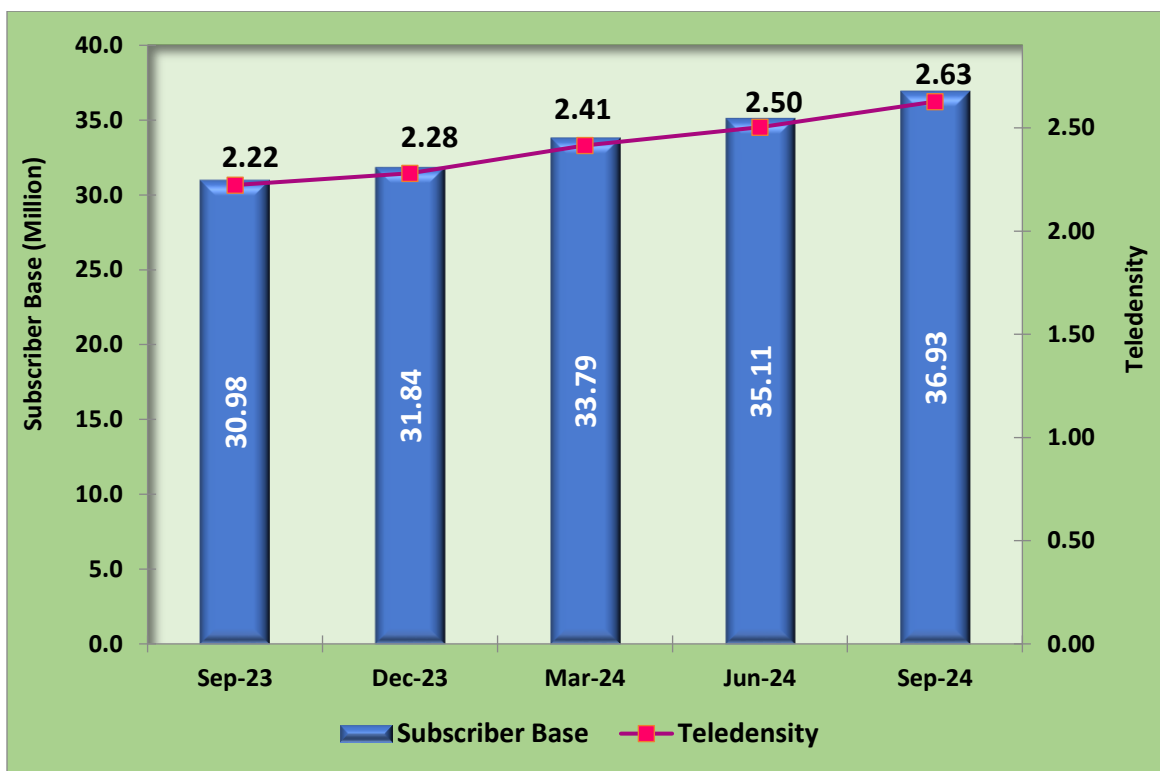
[As on 30<sup>th</sup> September, 2024]

Sl. No.	Name of the Service Provider	Area of Operation
1	Bharti Airtel Ltd	Andhra Pradesh, Assam, Bihar, Delhi, Gujarat, Haryana, Himachal Pradesh, Jammu & Kashmir, Karnataka, Kerala, Kolkata, Madhya Pradesh, Maharashtra, Mumbai, Punjab, Rajasthan, Tamil Nadu (including Chennai), UP-East, UP-West and West Bengal.
2	BSNL	All India except Delhi & Mumbai
3	MTNL	Delhi & Mumbai
4	Quadrant Televentures Ltd.	Punjab
5	Reliance Communications Ltd.	Andhra Pradesh, Bihar, Delhi, Gujarat, Karnataka, Kerala, Kolkata, Madhya Pradesh, Maharashtra, Mumbai, Odisha, Punjab, Rajasthan, Tamil Nadu (including Chennai), UP-East, UP-West and West Bengal
6.	Tata Teleservices Ltd. & Tata Teleservices (Maharashtra) Ltd.	Andhra Pradesh, Bihar, Delhi, Gujarat, Haryana, Himachal Pradesh, Karnataka, Kerala, Kolkata, Madhya Pradesh, Maharashtra, Mumbai, Odisha, Punjab, Rajasthan, Tamil Nadu (including Chennai), UP-East, UP-West and West Bengal.
7	Vodafone Idea Ltd	Andhra Pradesh, Assam, Bihar, Delhi, Gujarat, Haryana, Himachal Pradesh, Jammu & Kashmir, Karnataka, Kerala, Kolkata, Madhya Pradesh, Maharashtra, Mumbai, North-East, Odisha, Punjab, Rajasthan, Tamil Nadu (including Chennai), UP-East, UP-West and West Bengal.
8	Reliance Jio Infocomm Ltd.	Andhra Pradesh, Assam, Bihar, Delhi, Gujarat, Haryana, Himachal Pradesh, Jammu & Kashmir, Karnataka, Kerala, Kolkata, Madhya Pradesh, Maharashtra, Mumbai, North-East, Odisha, Punjab, Rajasthan, Tamil Nadu (including Chennai), UP-East, UP-West and West Bengal.
9.	V-CON Mobile & Infra Pvt. Ltd. (VMIPL)	Punjab
10.	Andhra Pradesh State Fibernet Pvt. Ltd. (APFPL)	Andhra Pradesh

1.27 Wireline subscribers base increased from 35.11 million at the end of Jun-24 to 36.93 million at the end of Sep-24 with quarterly rate of growth 5.20%. Overall Wireline Teledensity in the country increased from 2.50% at the end of Jun-24 to 2.63% at the end of Sep-24.



**Chart 1.10: Wireline Subscriber Base and Tele-density**



1.28 Urban wireline subscriber base increased by 5.93% from 32.13 million at the end of Jun-24 to 34.03 million at the end of Sep-24 however rural wireline subscription decreased by 2.66%, from 2.98 million to 2.90 million during the same period.

**Table 1.19: Wireline Subscriber Base & Tele-density - Rural & Urban**

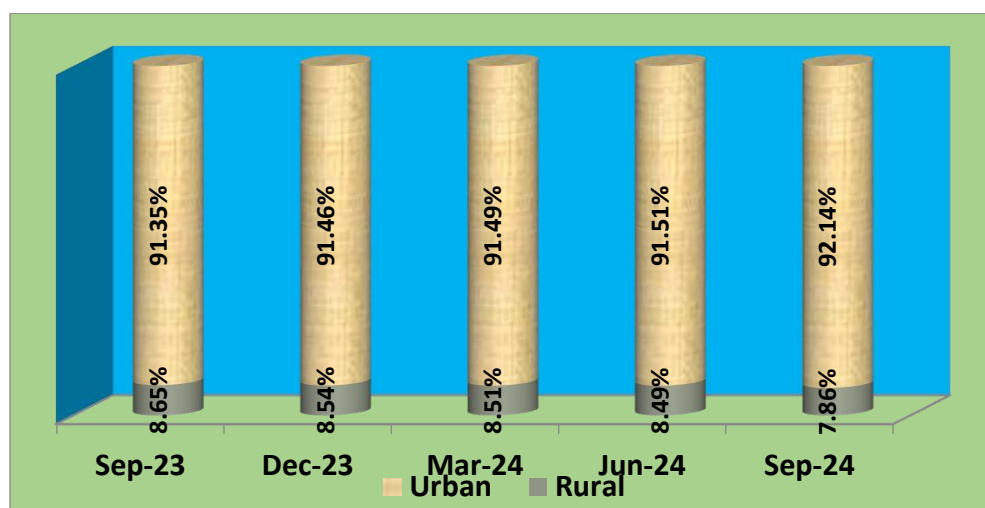
Quarter ending	Subscriber Base (million)		Tele-density (%)	
	Rural	Urban	Rural	Urban
Sep-23	2.68	28.30	0.30	5.74
Dec-23	2.72	29.12	0.30	5.88
Mar-24	2.88	30.92	0.32	6.21
Jun-24	2.98	32.13	0.33	6.43
Sep-24	2.90	34.03	0.32	6.78

**Table 1.20 : Service Provider wise Wireline Subscriber base  
(Rural - Urban) – As on 30.09.2024**

Service Provider	Subscriber Base (million)			Percentage of Rural subscribers	Share of Rural subscription
	Rural	Urban	Total		
BSNL	1.98	4.16	6.13	32.25%	68.15%
Bharti	0.003	9.32	9.32	0.03%	0.09%
MTNL	0.00003	2.07	2.07	0.001%	0.00%
Tata	0.01	2.36	2.36	0.28%	0.23%
Reliance Com	0.0003	0.12	0.12	0.25%	0.01%
Quadrant	0.06	0.30	0.36	16.93%	2.07%
Vodafone Idea	0.00	0.86	0.86	0.00	0.00%
Reliance Jio	0.38	14.62	15.00	2.55%	13.18%
VMIPL	0.00	0.06	0.06	0.00%	0.00%
APSFL	0.47	0.17	0.64	74.00%	16.27%
<b>Total</b>	<b>2.90</b>	<b>34.03</b>	<b>36.93</b>	<b>7.86%</b>	<b>100.00%</b>

1.29 Detailed table on service provider wise wireline subscriber base in each service area is at **Annexure-1.2**.

**Chart 1.11: Composition of Wireline Subscriber base - Rural & Urban**



1.30 Market Share of Rural wireline subscription decreased from 8.49% in QE Jun-24 to 7.86% in QE Jun-24.

**Table 1.21 : Service Provider wise growth in Wireline Subscriber base**

Service Provider	Subscriber Base (million)			Rate of change (%)	Market share-Jun-24	Market share-Sep-24
	Jun-24	Sep-24	Net Addition			
BSNL	6.37	6.13	-0.24	-3.70%	18.14%	16.61%
Bharti	9.05	9.32	0.27	2.97%	25.79%	25.24%
MTNL	2.15	2.07	-0.07	-3.41%	6.11%	5.61%
Tata	2.31	2.36	0.05	2.26%	6.58%	6.40%
Reliance Com	0.12	0.12	-0.006	-5.02%	0.35%	0.32%
Quadrant	0.38	0.36	-0.02	-5.84%	1.08%	0.96%
Vodafone Idea	0.82	0.86	0.04	5.02%	2.35%	2.34%
Reliance Jio	13.20	15.00	1.80	13.67%	37.59%	40.61%
VMIPL	0.07	0.06	-0.004	-5.73%	0.19%	0.17%
APSFL	0.64	0.64	-0.001	-0.14%	1.82%	1.73%
<b>Total</b>	<b>35.11</b>	<b>36.93</b>	<b>1.82</b>	<b>5.20%</b>	<b>100</b>	<b>100</b>

**Table 1.22: Service Area wise Wireline Subscriber base & Net Additions (in million)**

Service Area	Jun-24	Sep-24	Net Additions	Rate of Change (%)
Andhra Pradesh	3.80	3.97	0.17	4.53%
Assam	0.35	0.37	0.02	5.77%
Bihar	1.07	1.19	0.12	11.33%
Delhi	4.56	4.71	0.16	3.43%
Gujarat	1.68	1.80	0.12	7.22%
Haryana	0.62	0.68	0.06	10.18%
Himachal Pradesh	0.18	0.19	0.01	6.41%
Jammu & Kashmir	0.42	0.45	0.03	6.62%
Karnataka	3.47	3.62	0.15	4.33%

Service Area	Jun-24	Sep-24	Net Additions	Rate of Change (%)
Kerala	1.56	1.60	0.04	2.66%
Madhya Pradesh	1.82	1.94	0.12	6.44%
Maharashtra	1.72	1.82	0.10	6.00%
Mumbai	3.56	3.58	0.02	0.52%
North East	0.27	0.29	0.02	6.66%
Odisha	0.53	0.57	0.04	8.19%
Punjab	1.74	1.83	0.09	5.11%
Rajasthan	1.08	1.18	0.10	9.71%
Tamil Nadu	2.99	3.07	0.07	2.46%
U.P.(E)	1.03	1.15	0.12	11.91%
U.P.(W)	1.06	1.19	0.12	11.70%
Kolkata	1.04	1.10	0.06	5.31%
West Bengal	0.56	0.63	0.07	12.41%
<b>All India</b>	<b>35.11</b>	<b>36.93</b>	<b>1.82</b>	<b>5.20%</b>

1.31 West Bengal service area showed maximum growth of 12.41% in their wireline subscriber base during the quarter ending Sep-24.

**Table 1.23: Service Area wise Wireline Rural-Urban  
Subscriber Base (in million)**

<b>Service Area</b>	<b>Total Subscribers</b>	<b>Rural Subscribers</b>	<b>Urban Subscribers</b>	<b>% of Rural Subscribers</b>
Andhra Pradesh	3.97	0.69	3.29	17.32%
Assam	0.37	0.02	0.35	5.04%
Bihar	1.19	0.09	1.10	7.55%
Delhi	4.71	0.006	4.71	0.13%
Gujarat	1.80	0.08	1.72	4.57%
Haryana	0.68	0.14	0.54	20.82%
Himachal Pradesh	0.19	0.05	0.14	28.34%
Jammu & Kashmir	0.45	0.02	0.43	4.04%
Karnataka	3.62	0.09	3.53	2.47%
Kerala	1.60	0.58	1.02	36.28%
Madhya Pradesh	1.94	0.08	1.86	4.01%
Maharashtra	1.82	0.14	1.68	7.62%
Mumbai	3.58	0.01	3.56	0.40%
North East	0.29	0.01	0.27	5.12%
Odisha	0.57	0.04	0.53	7.35%
Punjab	1.83	0.33	1.50	17.82%
Rajasthan	1.18	0.07	1.11	6.16%
Tamil Nadu	3.07	0.22	2.85	7.17%
U.P.(E)	1.15	0.04	1.11	3.66%
U.P.(W)	1.19	0.07	1.12	5.77%
Kolkata	1.10	0.003	1.09	0.29%
West Bengal	0.63	0.11	0.51	18.10%
<b>All India</b>	<b>36.93</b>	<b>2.90</b>	<b>34.03</b>	<b>7.86%</b>

1.32 Kerala service area has the maximum share 36.28% of rural wireline subscriber in its total wireline subscriber base at the end of Sep-24.

**Table 1.24: Service Area wise Wireline Tele-density**

Service Area	As on 30 <sup>th</sup> June, 2024			As on 30 <sup>th</sup> September, 2024		
	Rural Tele-density (%)	Urban Tele-density (%)	Total Tele-density (%)	Rural Tele-density (%)	Urban Tele-density (%)	Total Tele-density (%)
Andhra Pradesh	1.32	8.02	4.14	1.30	8.46	4.33
Assam	0.08	5.71	0.96	0.06	6.13	1.02
Bihar	0.06	3.71	0.63	0.06	4.13	0.70
Delhi	-	-	20.82	-	-	21.44
Gujarat	0.21	4.33	2.27	0.22	4.62	2.43
Haryana	0.73	3.71	2.00	0.80	4.05	2.20
Himachal Pradesh	0.81	15.90	2.37	0.80	17.45	2.52
Jammu & Kashmir	0.18	9.37	3.02	0.19	9.97	3.22
Karnataka	0.25	10.98	5.09	0.24	11.44	5.30
Kerala	8.44	3.19	4.33	7.54	3.60	4.45
Madhya Pradesh	0.09	5.12	1.53	0.09	5.43	1.63
Maharashtra (incl. Mumbai)*	0.23	8.06	4.08	0.23	8.21	4.17
North East	0.15	4.52	1.70	0.14	4.81	1.81
Odisha	0.12	5.73	1.19	0.12	6.22	1.29
Punjab	1.69	10.00	5.39	1.82	10.42	5.66
Rajasthan	0.12	4.57	1.31	0.12	5.01	1.43
Tamil Nadu (incl. Chennai)	0.74	6.33	3.80	0.62	6.59	3.89
Uttar Pradesh (incl. UPE & UPW)*	0.05	3.20	0.83	0.06	3.57	0.93
West Bengal (incl. Kolkata)*	0.18	3.93	1.59	0.18	4.23	1.71
<b>All India</b>	<b>0.33</b>	<b>6.43</b>	<b>2.50</b>	<b>0.32</b>	<b>6.78</b>	<b>2.63</b>

\* Population data/projections are available state-wise only

Note: - 1. Tele-density figures are derived from the subscriber data provided by the operators and projection of population from the 'Report of the Technical Group on Population Projections for India and States 2011 – 2036', which is available under the link [https://main.mohfw.gov.in/sites/default/files/Population%20Projection%20Report%202011-2036%20-%20upload\\_compressed\\_0.pdf](https://main.mohfw.gov.in/sites/default/files/Population%20Projection%20Report%202011-2036%20-%20upload_compressed_0.pdf)  
2. Data/information for Andhra Pradesh includes Telengana, Madhya Pradesh includes Chhatishgarh, Bihar includes Jharkhand, Maharashtra includes Goa, Uttar Pradesh includes Uttarakhand, West Bengal includes Sikkim and North-East includes Arunachal Pradesh, Manipur, Meghalaya, Mizoram, Nagaland & Tripura states.

**Table 1.25: State/UT wise Wireline Subscriber base**

Sl. No.	States/UT	Wireline Subscribers (in million)		
		Total	Rural	Urban
1	Andhra Pradesh	2.46	0.63	1.83
2	Arunachal Pradesh	0.02	0.001	0.02
3	Assam	0.37	0.02	0.35
4	Bihar	0.78	0.06	0.72
5	Chhattisgarh	0.43	0.02	0.41
6	Goa	0.06	0.02	0.04
7	Gujarat	1.79	0.08	1.71
8	Haryana	0.88	0.15	0.73
9	Himachal Pradesh	0.19	0.05	0.14
10	Jharkhand	0.41	0.03	0.38
11	Karnataka	3.62	0.09	3.53
12	Kerala	1.60	0.58	1.02
13	Madhya Pradesh	1.51	0.06	1.45
14	Maharashtra Incl. Mumbai	5.34	0.14	5.20
15	Manipur	0.07	0.004	0.07
16	Meghalaya	0.07	0.003	0.07
17	Mizoram	0.04	0.001	0.04
18	Nagaland	0.04	0.0002	0.04
19	Odisha	0.57	0.04	0.53
20	Punjab	1.54	0.30	1.25
21	Rajasthan	1.18	0.07	1.11
22	Sikkim	0.01	0.001	0.01
23	Tamil Nadu	3.00	0.21	2.80
24	Telangana	1.52	0.06	1.46
25	Tripura	0.05	0.01	0.05
26	Uttar Pradesh (UPE+UPW)	2.25	0.08	2.18
27	Uttarakhand	0.41	0.03	0.38
28	West Bengal Incl. Kolkata	1.68	0.09	1.58
<b>Union Territories</b>				
1	Andaman & Nicobar Islands	0.04	0.02	0.02
2	Chandigarh	0.28	0.030	0.25
3	Dadra and Nagar Haveli and Daman and Diu	0.01	0.001	0.01
4	Delhi	4.18	0.0003	4.18
5	Jammu & Kashmir	0.45	0.02	0.43
6	Ladakh	0.004	0.001	0.003
7	Lakshdweep	0.007	0.004	0.003
8	Puduchery	0.07	0.01	0.05
<b>Total</b>		<b>36.93</b>	<b>2.90</b>	<b>34.03</b>

**Table 1.26: State/UT wise Wireline Tele-density**

Sl.No.	State/UT	Wireline Tele-density		
		Total (%)	Rural (%)	Urban (%)
1	Andhra Pradesh	4.60	1.88	9.15
2	Arunachal Pradesh	1.14	0.08	4.17
3	Assam	1.02	0.06	6.13
4	Bihar	0.60	0.06	4.47
5	Chhattisgarh	1.40	0.08	4.85
6	Goa	3.88	4.76	3.62
7	Gujarat	2.46	0.22	4.75
8	Haryana	2.86	0.84	5.55
9	Himachal Pradesh	2.52	0.80	17.45
10	Jharkhand	1.02	0.09	3.60
11	Karnataka	5.30	0.24	11.44
12	Kerala	4.43	7.49	3.60
13	Madhya Pradesh	1.71	0.10	5.63
14	Maharashtra Incl. Mumbai	4.17	0.21	8.30
15	Manipur	2.16	0.18	6.19
16	Meghalaya	2.03	0.11	9.40
17	Mizoram	3.25	0.12	5.77
18	Nagaland	1.73	0.02	3.59
19	Odisha	1.29	0.12	6.22
20	Punjab	4.97	1.65	9.48
21	Rajasthan	1.43	0.12	5.01
22	Sikkim	1.08	0.32	1.77
23	Tamil Nadu	3.89	0.58	6.66
24	Telangana	3.95	0.31	7.73
25	Tripura	1.22	0.25	2.63
26	Uttar Pradesh (UPE + UPW)	0.94	0.04	3.75
27	Uttarakhand	3.50	0.45	8.78
28	West Bengal incl. Kolkata	1.68	0.15	4.23
<b>Union Territories</b>				
1	Andaman & Nicobar Islands	9.20	9.31	9.07
2	Chandigarh	22.72	-	20.32
3	Dadra and Nagar Haveli and Daman and Diu	0.63	0.57	0.64
4	Delhi	19.01	0.45	19.07
5	Jammu & Kashmir	3.26	0.19	10.11
6	Ladakh	1.28	0.25	3.46
7	Lakshdweep	10.65	-	5.02
8	Puduchery	3.83	2.79	4.27
<b>Total</b>		<b>2.63</b>	<b>0.32</b>	<b>6.78</b>



## Public Call Offices (PCO)

1.33 Total number of PCOs in the country decreased from 17,955 at the end of Jun-24 to 15,374 at the end of Sep-24. Detailed table of service provider wise PCOs is available at **Annexure-1.3**.

**Chart 1.12: Trend of Number of PCOs**



1.34 Number of PCOs continued show declining trend over the year. It has recorded an overall quarterly rate of decline 14.37% and on Y-O-Y basis rate of decline of 49.83% at the QE Sep-24.

**Table 1.27: Rate of change & Market share of PCOs**

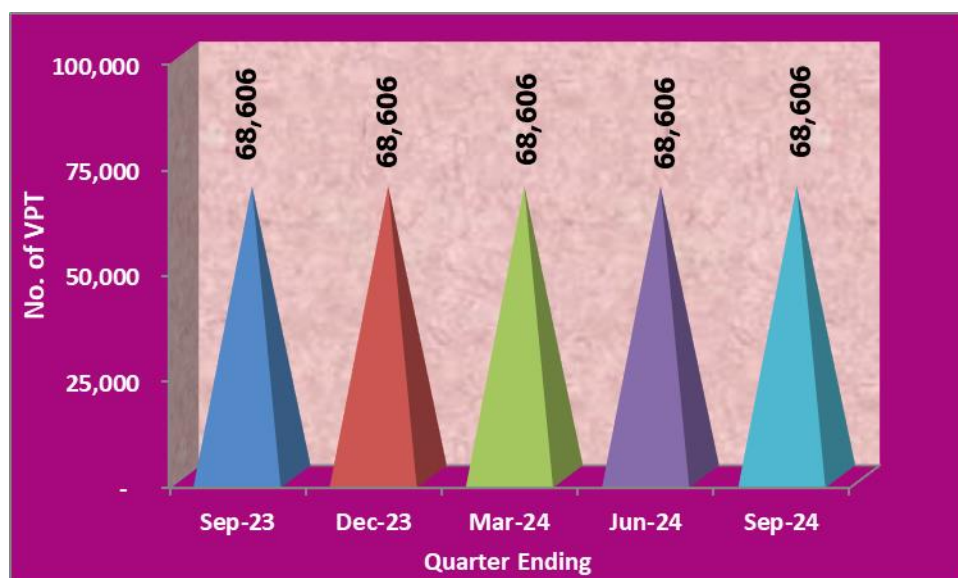
Service Provider	Jun-24	Sep-24	Rate of change (%)	Market share (%) (Sep-24)
BSNL	13,315*	11,199	-15.89%	72.84%
MTNL	4,374	3,922	-10.33%	25.51%
Quadrant	266	253	-4.89%	1.65%
<b>Total</b>	<b>17955</b>	<b>15374</b>	<b>-14.37%</b>	<b>100%</b>

\* BSNL has revised No. of PCO in KTK LSA from 432 to 1429 in QE Jun-24.

## Village Public Telephones (VPTs)

- 1.35 There are 6,40,930 inhabited villages in India as per census 2011. During the Q.E. Sep-24, there are 68,606 villages having Village Public Telephones (VPTs).
- 1.36 Number of VPTs remained same i.e. 68,606 at the end of Sep-24, as were at the end of Jun-24.
- 1.37 As per the information received in TRAI, at the end of Sep-24, only M/s BSNL was providing VPT in the country. Service area wise detailed table of VPT is available at **Annexure-1.4**.

**Chart 1.13: Trend of number of VPTs**



## Section D: Internet Service

1.38 This section summarizes information submitted by internet service providers for the quarter ending Sep-24. **Part-I** consists of information of Internet service (narrowband+broadband), **Part-II** consists of broadband service and **Part-III** covers narrowband service.

### **Part-I: Internet Service (broadband + narrowband)**

1.39 This report is compiled on the revised definition of Broadband speed i.e.  $\geq 2$ Mbps, as notified by DoT on 25.01.2023. As per reports received from 1184 operators, total number of internet subscribers increased from 969.60 million at the end of Jun-24 to 971.50 million at the end of Sep-24 with quarterly rate of growth 0.20%. Out of total 971.50 million internet subscribers, 944.39 million were broadband subscribers and 27.11 million were narrowband subscribers.

1.40 Wired Internet subscribers increased from 42.04 million at the end of Jun-24 to 43.64 million at the end of Sep-24 with quarterly growth rate of 3.80%. Wireless Internet subscribers increased from 927.56 million at the end of Jun-24 to 927.86 million at the end of Sep-24 with quarterly rate of growth 0.03%.

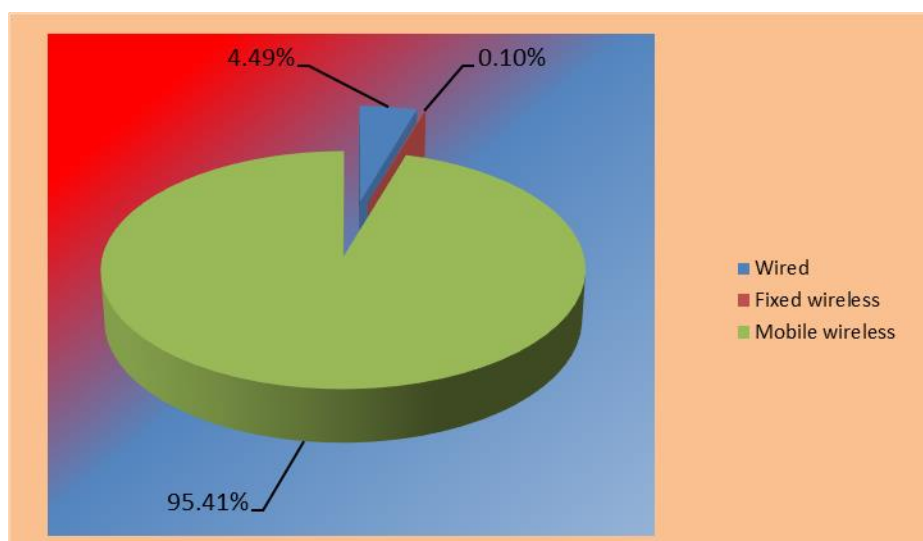
1.41 The number of Broadband subscribers increased from 940.75 million at the end of Jun-24 to 944.39 million at the end of Sep-24 with quarterly rate of growth 0.39%. Number of Narrowband subscribers decreased from 28.85 million at the end of Jun-24 to 27.11 million at the end of Sep-24 with quarterly rate of decline by 6.05%.

**Table 1.28: Trend of Internet subscriber base**

Segment	Mode of Access								Total Subscribers (in million)	
	Wired Subscribers (in million)		Wireless Subscribers (in million)							
			Fixed Wireless (Wi-Fi, Wi-Max, Radio & VSAT)		Mobile Wireless (Phone + Dongle)		Total Wireless			
	Jun-24	Sep-24	Jun-24	Sep-24	Jun-24	Sep-24	Jun-24	Sep-24	Jun-24	Sep-24
Broadband	41.83	43.62	0.70	0.99	898.22	899.78	898.92	900.77	940.75	944.39
Narrowband	0.21	0.02	0.004	0.001	28.64	27.08	28.64	27.09	28.85	27.11
<b>Total</b>	<b>42.04</b>	<b>43.64</b>	<b>0.70</b>	<b>0.99</b>	<b>926.86</b>	<b>926.87</b>	<b>927.56</b>	<b>927.86</b>	<b>969.60</b>	<b>971.50</b>

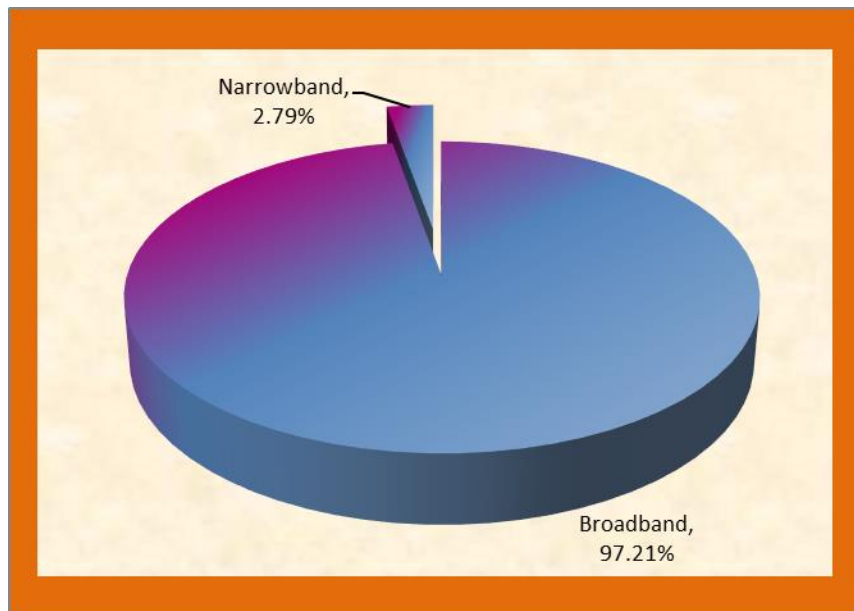
1.42 The following charts present the composition of Internet Subscribers by mode of access and composition of Broadband & Narrowband subscription as on 30<sup>th</sup> September, 2024.

**Chart 1.14: Composition of Internet subscription**



1.43 Out of total internet subscribers, 95.41% subscribers are using Mobile devices for access of internet service. Wired internet subscribers are only 4.49% in total internet subscribers at the end of Sep-24.

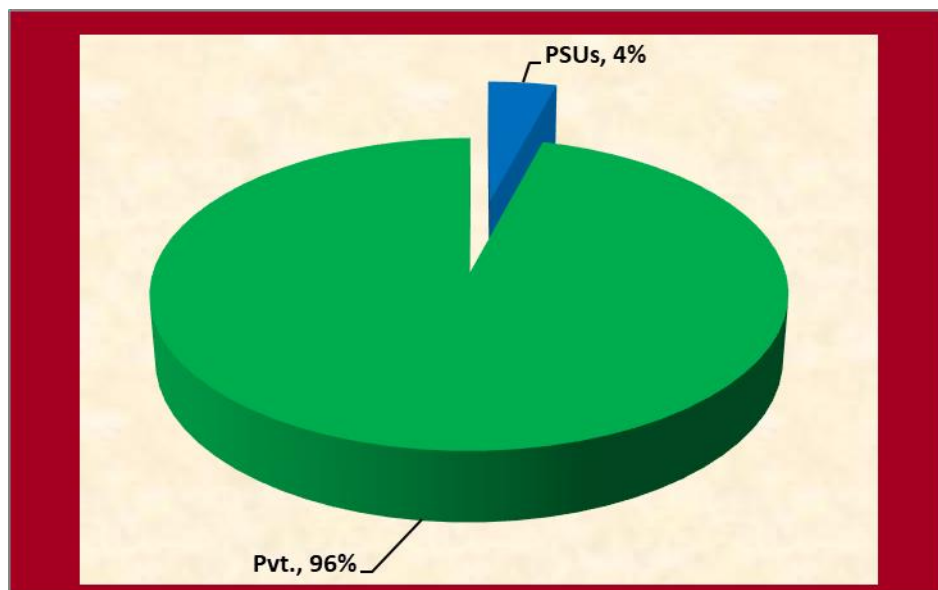
**Chart 1.15 : Composition of Broadband & Narrowband subscription**



1.44 Out of total internet subscribers, 97.21% subscribers are using broadband for access of internet.

1.45 Share of private internet service providers in total internet subscriber base is 96%, at QE Sep-24. The following charts present the composition of market share of PSUs and Private Internet service providers.

**Chart 1.16 : Market share of PSUs and Private Internet Service Providers**



1.46 The urban/rural break up of internet subscribers are as per the following table:

**Table 1.29: Service Area wise Break up of Rural-Urban internet subscriber base (in millions)**

Telecom Service Area	Narrowband		Broadband		Total (Sep-2024)		Total (Jun-2024)	
	Rural	Urban	Rural	Urban	Rural	Urban	Rural	Urban
Andhra Pradesh	0.86	0.87	30.31	40.88	31.17	41.75	31.21	40.90
Assam	0.16	0.09	13.11	6.99	13.28	7.08	13.21	7.03
Bihar	1.27	0.44	47.10	25.46	48.37	25.90	48.91	26.24
Delhi	0.08	5.34	1.37	50.11	1.46	55.45	1.33	55.63
Gujarat	0.28	0.47	18.99	37.07	19.27	37.55	19.33	37.90
Haryana	0.20	0.82	9.42	10.37	9.63	11.19	9.77	10.93
Himachal Pradesh	0.05	0.05	3.97	2.70	4.02	2.74	4.07	2.62
Jammu & Kashmir	0.11	0.06	4.87	5.57	4.97	5.63	4.81	5.47
Karnataka	1.19	2.49	20.05	36.11	21.23	38.59	21.00	37.70
Kerala	0.41	0.52	17.21	17.51	17.61	18.03	16.70	18.11
Kolkata	0.02	0.31	1.37	18.01	1.39	18.33	1.43	18.11
Madhya Pradesh	0.58	0.48	29.21	37.79	29.79	38.27	29.38	37.79
Maharashtra	0.66	0.75	32.75	46.29	33.41	47.05	33.89	46.70
Mumbai	0.02	0.78	1.29	30.49	1.31	31.27	1.33	31.31
North East	0.06	0.06	5.35	4.96	5.41	5.02	5.52	5.04
Orissa	0.27	0.10	16.64	8.67	16.91	8.77	16.75	8.49
Punjab	0.18	0.39	9.35	18.81	9.53	19.21	9.92	19.21
Rajasthan	0.49	0.60	25.33	25.99	25.83	26.59	26.47	26.74
Tamil Nadu	0.60	0.99	17.12	45.22	17.72	46.21	17.82	45.68
UP (East)	1.47	0.62	44.59	32.56	46.05	33.18	46.49	32.67
UP (West)	0.37	0.62	22.16	26.83	22.53	27.46	23.24	27.36
West Bengal	0.61	0.31	23.82	20.58	24.42	20.89	24.75	20.64
<b>Grand Total</b>	<b>9.94</b>	<b>17.17</b>	<b>395.40</b>	<b>548.99</b>	<b>405.33</b>	<b>566.16</b>	<b>407.33</b>	<b>562.27</b>
	<b>27.11</b>		<b>944.39</b>		<b>971.50</b>		<b>969.60</b>	

\*The information is compiled based on the reports being received from the Internet Service Providers.

**Table 1.30: State/UT wise Break up of Rural-Urban internet subscriber base (in millions)**

S.No.	State(s)	Narrowband		Broadband		Total (Sep-2024)	
		Rural	Urban	Rural	Urban	Rural	Urban
1	Andhra Pradesh	0.49	0.48	17.47	18.05	17.97	18.53
2	Arunachal Pradesh	0.01	0.01	0.53	0.38	0.54	0.39
3	Assam	0.16	0.09	13.11	6.99	13.28	7.08
4	Bihar	1.06	0.29	36.31	17.04	37.37	17.33
5	Chattisgarh	0.12	0.10	8.53	8.95	8.65	9.05
6	Goa	0.04	0.07	0.64	1.73	0.68	1.80
7	Gujarat	0.25	0.44	18.53	35.45	18.77	35.89
8	Haryana	0.21	1.63	9.73	18.55	9.95	20.18
9	Himachal Pradesh	0.05	0.05	3.97	2.70	4.02	2.74
10	Jharkhand	0.20	0.15	10.80	8.42	11.00	8.57
11	Karnataka	1.19	2.49	20.05	36.11	21.23	38.59
12	Kerala	0.38	0.52	17.17	17.50	17.55	18.02
13	Madhya Pradesh	0.46	0.38	20.68	28.85	21.15	29.22
14	Maharashtra incl. Mumbai	0.63	1.46	33.40	75.05	34.03	76.52
15	Manipur	0.01	0.01	0.95	1.32	0.96	1.33
16	Meghalaya	0.01	0.01	1.32	0.75	1.34	0.76
17	Mizoram	0.004	0.01	0.53	0.71	0.53	0.72
18	Nagaland	0.01	0.01	0.96	0.68	0.97	0.69
19	Odisha	0.27	0.10	16.64	8.67	16.91	8.77
20	Punjab	0.18	0.34	9.31	17.43	9.49	17.77
21	Rajasthan	0.49	0.60	25.34	25.99	25.83	26.59
22	Sikkim	0.01	0.00	0.36	0.29	0.37	0.29
23	Tamil Nadu incl. Chennai	0.59	0.98	16.88	44.76	17.46	45.74
24	Telangana	0.37	0.38	12.84	22.84	13.21	23.22
25	Tripura	0.02	0.02	1.05	1.12	1.06	1.14
26	Uttar Pradesh (UPE+UPW)	1.80	2.45	62.84	64.47	64.64	66.93
27	Uttarakhand	0.07	0.07	4.68	5.08	4.75	5.15
28	West Bengal incl. Kolkata	0.62	0.57	24.65	38.13	25.27	38.70
<b>Union Territories</b>							
1	Andaman & Nicobar Islands	0.01	0.05	0.17	0.20	0.18	0.25
2	Chandigarh	0.0003	0.02	0.03	1.32	0.03	1.33
3	Dadar & Nagar Haweli (incl. Daman & Diu)	0.03	0.03	0.47	1.63	0.50	1.66
4	Delhi	0.05	3.28	0.29	31.83	0.34	35.11
5	Jammu & Kashmir	0.10	0.06	4.55	5.45	4.65	5.51
6	Ladakh	0.002	0.004	0.32	0.11	0.32	0.12
7	Lakshdweep	0.02	0.00002	0.04	0.003	0.06	0.003
8	Puduchery	0.01	0.01	0.25	0.45	0.26	0.45
	<b>Total</b>	<b>9.94</b>	<b>17.17</b>	<b>395.40</b>	<b>548.99</b>	<b>405.33</b>	<b>566.16</b>
	<b>Grand Total</b>	<b>27.11</b>		<b>944.39</b>		<b>971.50</b>	

**Table 1.31: Internet Subscriber Base and Market Share of top 10 Service Providers**

S.No	ISP	No. of Subscribers (In million)	Share (%)
1	Reliance Jio Infocomm Ltd	477.94	49.20%
2	Bharti Airtel Ltd.	300.36	30.92%
3	Vodafone Idea Ltd	134.89	13.89%
4	Bharat Sanchar Nigam Ltd.	41.09	4.23%
5	Atria Convergence Technologies Limited	2.27	0.23%
6	Kerala Vision Broadband Ltd.	1.22	0.13%
7	Hathway Cable And Datacom Limited	1.09	0.11%
8	ONEOTT iNTERTAINMENT LIMITED	1.04	0.11%
9	Excitel Broadband Private Limited	0.97	0.10%
10	GTPL Broadband Pvt. Ltd.	0.79	0.08%
<b>Total of Top 10 ISPs</b>		<b>961.67</b>	<b>98.99%</b>
<b>Others</b>		<b>9.82</b>	<b>1.01%</b>
<b>Grand Total</b>		<b>971.50</b>	<b>100</b>

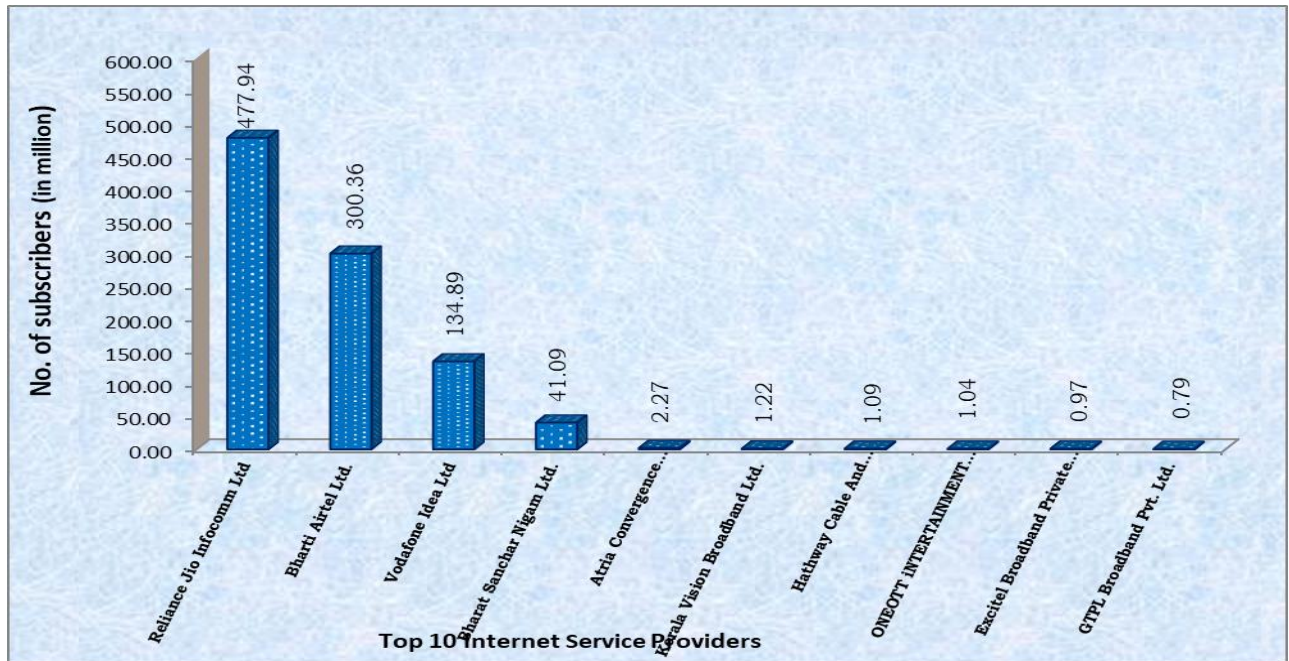
1.47 Reliance Jio holds the top position with 49.20% of market share of internet subscribers followed by Bharti Airtel Ltd with 30.92% at the QE Sep-24. M/s Vodafone Idea Ltd held the third position in respect of internet subscriber base with market share of 13.89%.

1.48 Out of total 1184 internet service providers, top 10 Service Providers together hold 98.99% of total internet subscriber base at the QE Sep-24. Detailed table of number of internet subscriber base (broadband and narrowband) of all the service providers is available at **Annexure-1.5**.

1.49 The following chart depicts the internet subscriber base of top ten Internet Service Providers (ISPs) in the QE Sep-24.

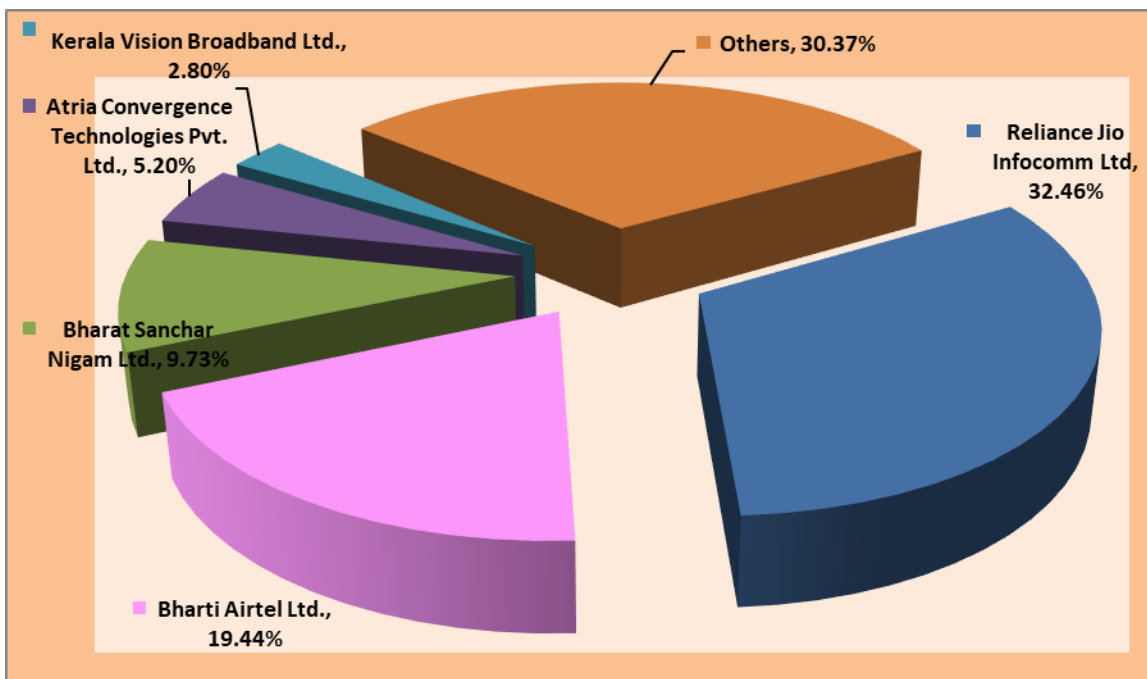


**Chart 1.17 : Subscriber base of top ten ISPs**



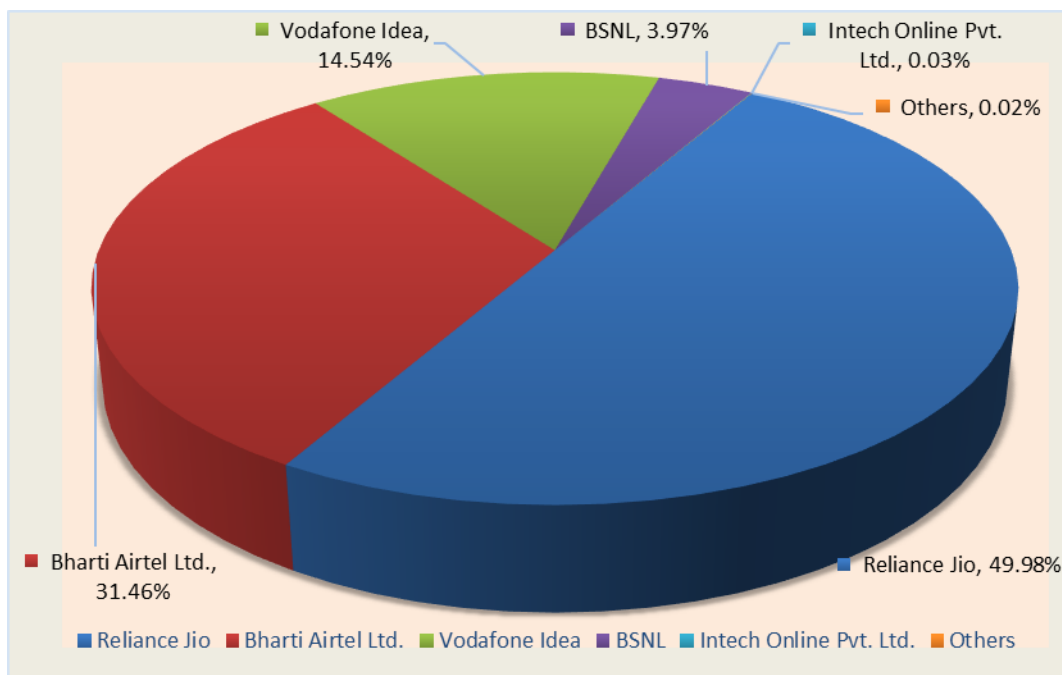
1.50 Out of total 43.64 million wired internet subscribers, Reliance Jio Infocomm Ltd holds 32.46% market share with 14.16 million subscribers, followed by Bharti with 8.48 million subscribers.

**Chart 1.18: Composition of Wired Internet subscribers**

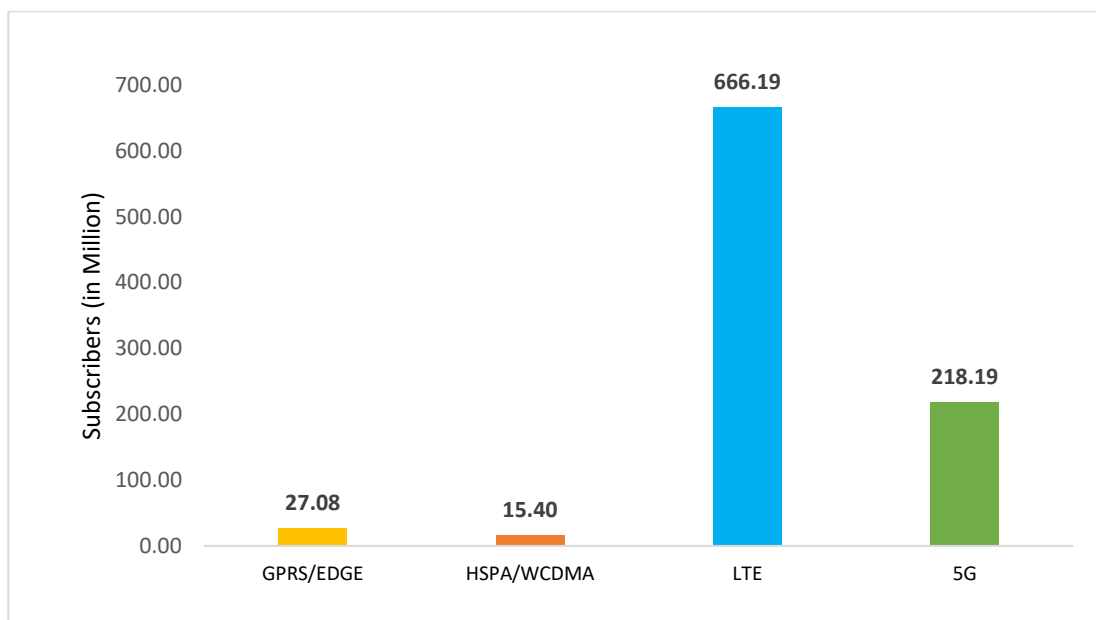


1.51 In wireless internet segment, Reliance Jio holds 49.98% market share with 463.78 million subscribers followed by Bharti Airtel Ltd with 31.46% and 291.88 million wireless internet subscribers at the QE Sep-24.

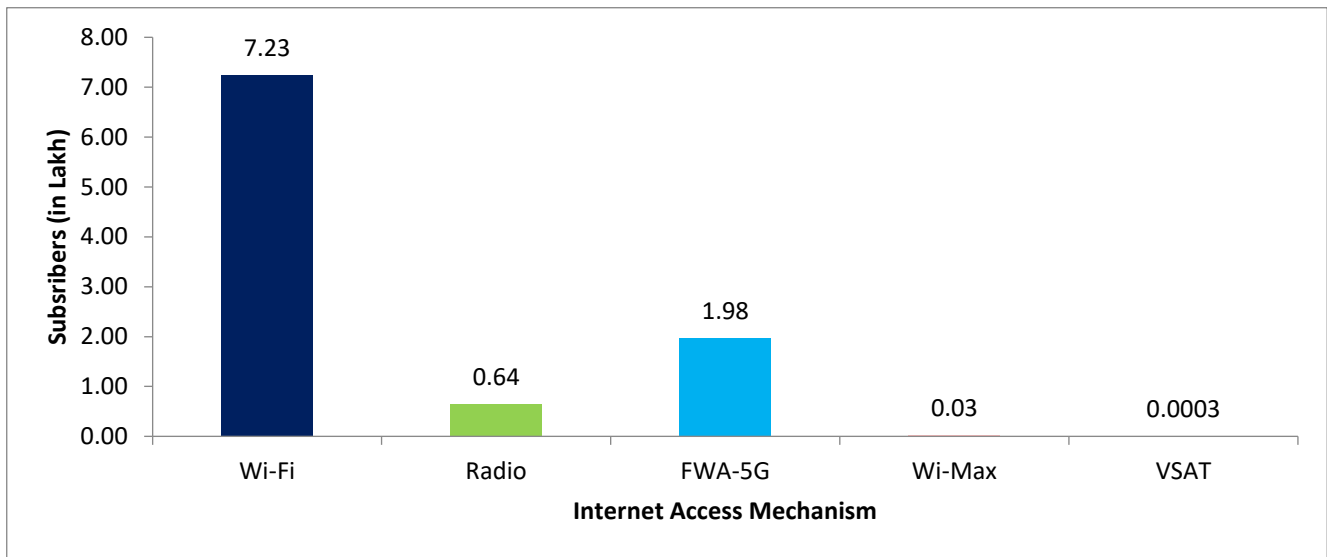
**Chart 1.19: - Composition of Wireless Internet subscription**



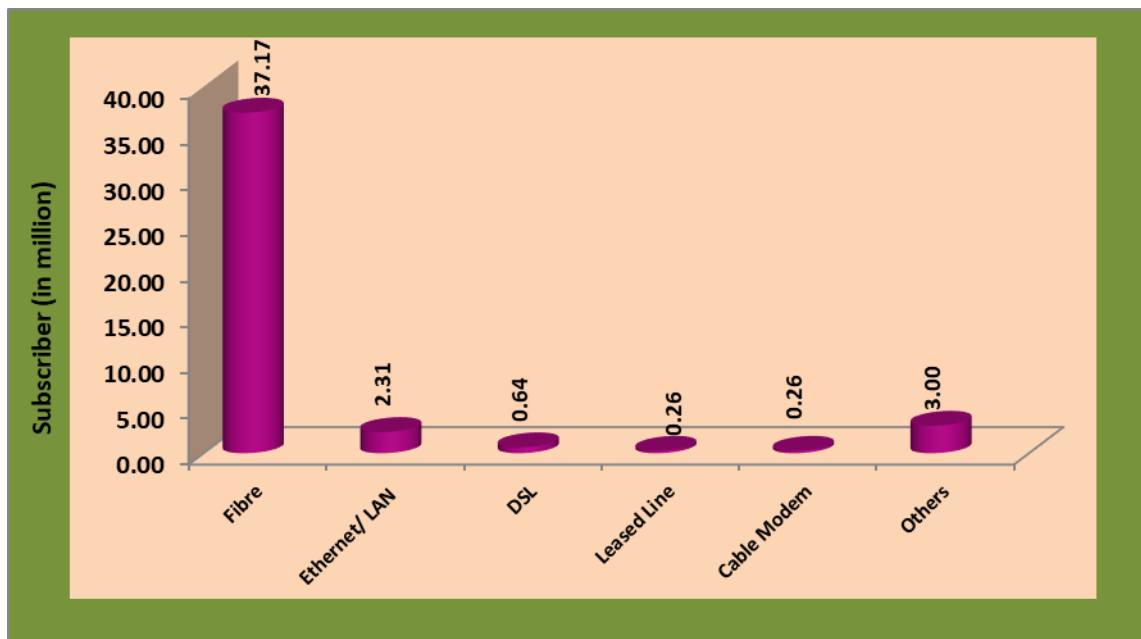
**Chart 1.20 : Technology trend for Mobile Devices (Phone+Dongle)**



**Chart 1.21 : Technology trend for Fixed Wireless:  
(Wi-Fi, Wi-Max, Radio & FWA-5G etc.)**



**Chart 1.22: Technology trend for Wired Internet Access**



1.52 Top five Telecom Service Areas in terms of internet subscriptions (wired+wireless) are: -

<b>S. No.</b>	<b>Telecom Service Area</b>	<b>Sep-24</b>
1	Maharashtra	80.46
2	Uttar Pradesh East	79.24
3	Bihar	74.27
4	Andhra Pradesh	72.93
5	Madhya Pradesh	68.07

**Table 1.32 : Service Area wise number of Internet Subscribers per 100 population at the end of Sep-24**

Service Area	Internet Subscribers (in million)			No. of Internet subscribers per 100 population		
	Rural	Urban	Total	Rural	Urban	Total
Andhra Pradesh	31.17	41.75	72.93	58.83	107.50	79.42
Assam	13.28	7.08	20.36	43.48	124.03	56.17
Bihar	48.37	25.90	74.27	33.78	96.89	43.71
Delhi	1.46	55.45	56.91	-	-	258.89
Gujarat	19.27	37.55	56.82	52.04	100.81	76.49
Haryana	9.63	11.19	20.82	54.88	84.51	67.63
Himachal Pradesh	4.02	2.74	6.76	59.59	352.22	89.88
Jammu & Kashmir	4.97	5.63	10.60	51.24	129.21	75.39
Karnataka	21.23	38.59	59.83	56.65	124.98	87.52
Kerala	17.61	18.03	35.64	228.41	63.57	98.81
Madhya Pradesh	29.79	38.27	68.07	35.17	111.86	57.23
Maharashtra	33.41	47.05	80.46	52.88	122.62	87.27
Mumbai	1.31	31.27	32.57			
North East	5.41	5.02	10.43	52.60	88.15	65.28
Orissa	16.91	8.77	25.68	47.04	102.69	57.72
Punjab	9.53	19.21	28.74	53.32	133.27	89.00
Rajasthan	25.83	26.59	52.42	42.84	120.23	63.61
Tamil Nadu	17.72	46.21	63.94	49.61	106.98	81.01
UP (East)	46.05	33.18	79.24	36.31	97.16	51.42
UP (West)	22.53	27.46	49.99			
Kolkata	1.39	18.33	19.72	40.98	103.38	64.43
West Bengal	24.42	20.89	45.32			
<b>Total</b>	<b>405.33</b>	<b>566.16</b>	<b>971.50</b>	<b>44.85</b>	<b>112.74</b>	<b>69.10</b>

\* Population data/projections are available state-wise only.

**Notes:**

- No. of total internet subscribers per 100 population is derived from the subscriber data provided by the operators and the and the projection of population from the 'Report of the Technical Group on Population Projections for India and States 2011 - 2036', which is available under the link [https://main.mohfw.gov.in/sites/default/files/Population%20Projection%20Report%202011-2036%20-%20upload\\_compressed\\_0.pdf](https://main.mohfw.gov.in/sites/default/files/Population%20Projection%20Report%202011-2036%20-%20upload_compressed_0.pdf)
- Data/information for Andhra Pradesh includes Telengana, Madhya Pradesh includes Chhatishgarh, Bihar includes Jharkhand, Maharashtra includes Goa, Uttar Pradesh includes Uttarakhand, West Bengal includes Sikkim and North-East includes Arunachal Pradesh, Manipur, Meghalaya, Mizoram, Nagaland & Tripura states.

**Table 1.33 : State/UT wise number of Internet Subscribers per 100 population at the end of Sep-24**

S.N.	State(s)	Total Subscribers (In million)			Tele-density (%)		
		Rural	Urban	Total	Rural	Urban	Total
1	Andhra Pradesh	17.97	18.53	36.50	53.73	92.61	68.28
2	Arunachal Pradesh	0.54	0.39	0.93	46.02	94.76	58.69
3	Assam	13.28	7.08	20.36	43.48	124.03	56.17
4	Bihar	37.37	17.33	54.70	32.90	107.75	42.19
5	Chattisgarh	8.65	9.05	17.70	38.89	106.60	57.59
6	Goa	0.68	1.80	2.48	190.67	146.34	156.34
7	Gujarat	18.77	35.89	54.66	51.02	99.48	75.02
8	Haryana	9.95	20.18	30.13	56.72	152.39	97.88
9	Himachal Pradesh	4.02	2.74	6.76	59.59	352.21	89.87
10	Jharkhand	11.00	8.57	19.57	37.16	80.47	48.61
11	Karnataka	21.23	38.59	59.83	56.65	124.98	87.52
12	Kerala	17.55	18.02	35.57	227.55	63.71	98.80
13	Madhya Pradesh	21.15	29.22	50.37	33.85	113.59	57.10
14	Maharashtra	34.03	76.52	110.55	52.12	122.16	86.42
15	Manipur	0.96	1.33	2.29	43.77	124.00	70.13
16	Meghalaya	1.34	0.76	2.10	49.62	107.85	61.68
17	Mizoram	0.53	0.72	1.25	95.43	102.87	99.55
18	Nagaland	0.97	0.69	1.66	82.55	63.31	73.30
19	Odisha	16.91	8.77	25.68	47.04	102.69	57.72
20	Punjab	9.49	17.77	27.26	53.09	135.04	87.84
21	Rajasthan	25.83	26.59	52.42	42.84	120.23	63.61
22	Sikkim	0.37	0.29	0.66	110.81	79.46	94.42
23	Tamil Nadu incl. Chennai	17.46	45.74	63.21	49.59	108.92	81.85
24	Telangana	13.21	23.22	36.43	67.56	123.32	94.92
25	Tripura	1.06	1.14	2.20	42.89	65.88	52.31
26	Uttar Pradesh (UPE+UPW)	64.64	66.93	131.57	35.64	115.23	54.94
27	Uttarakhand	4.75	5.15	9.90	63.35	118.89	83.70
28	West Bengal incl. Kolkata	25.27	38.70	63.97	40.46	103.49	64.07
<b>Union Territories</b>							
1	Andaman & Nicobar Islands	0.18	0.25	0.43	80.77	138.98	106.92
2	Chandigarh	0.03	1.33	1.37	-	-	109.57
3	Dadar & Nagar Haweli (incl. Daman & Diu)	0.50	1.66	2.16	206.32	142.10	153.06
4	Delhi	0.34	35.11	35.46	-	-	161.29
5	Jammu & Kashmir	4.65	5.51	10.16	48.96	129.37	73.84
6	Ladakh	0.32	0.12	0.44	156.55	122.38	145.59
7	Lakshdweep	0.06	0.003	0.07	-	-	97.90
8	Puduchery	0.26	0.45	0.71	51.57	37.76	41.84
<b>Total</b>		<b>405.33</b>	<b>566.16</b>	<b>971.50</b>	<b>44.85</b>	<b>112.74</b>	<b>69.10</b>

## ISP Connectivity

1.53 The International Internet bandwidth owned by various service providers is reported to be 49,351 Gbps during the quarter ending Sep-24 as compared to 49,523 Gbps during the previous quarter.

## Public WiFi Hotspot

1.54 A public Wi-Fi hotspot is an area where you can access Wi-Fi enabled internet. These areas are usually created in places such as malls, coffee shops, airports, stadiums, and parks to name a few. As per the information furnished by operators, the details as on 30<sup>th</sup> Sep, 2024 as tabulated below. State/UT wise information on Public Wi-Fi Hotspots, as on 30<sup>th</sup> September, 2024, available at **Annexure-1.6.**

**Table 1.34 : No. of Public Wi-Fi Hotspots, Access Points, Wi-Fi Users and Aggregate Data Consumed, at the end of Sep-24**

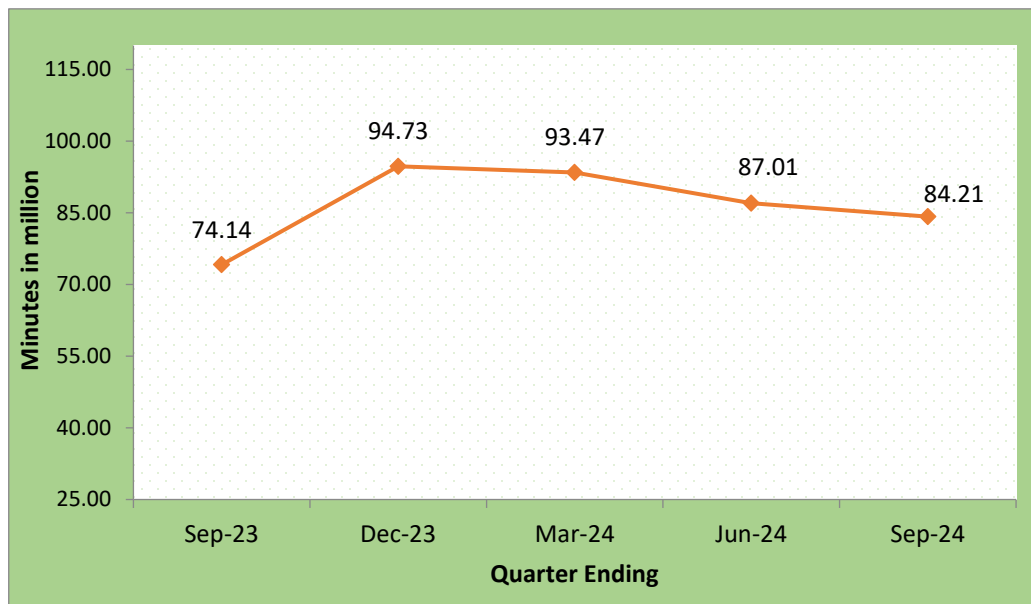
S. No.	Category	Jun-24	Sep-24	Growth (%)
1.	Public Wi-Fi Hotspots	164909	164803	-0.06%
2.	Number of Access Points	385321	385154	-0.04%
3.	Number of unique Wi-Fi Users	6744732	8345556	23.73%
4.	Aggregate Data Consumed (TB) during the quarter	13094	18431	40.76%

## Internet Telephony

1.55 As per the reports received from 14 service providers, providing Internet Telephony services, the total outgoing minutes of usage for internet telephony decreased from 87.01 million minutes at the end of Jun-24 to 84.21 million

minutes at the end of Sep-24. List of Internet Telephony Service providers is available at **Annexure-1.7**.

**Chart 1.23 : Trends in MOU for Internet Telephony**



## **Part-II : Broadband Service (Download Speed >=2Mbps)**

1.56 The total number of broadband subscribers increased from 940.75 million at the end of Jun-24 to 944.39 million at the end of Sep-24. Out of which number of wired broadband subscribers are 43.62 million and wireless broadband subscribers are 900.77 million.

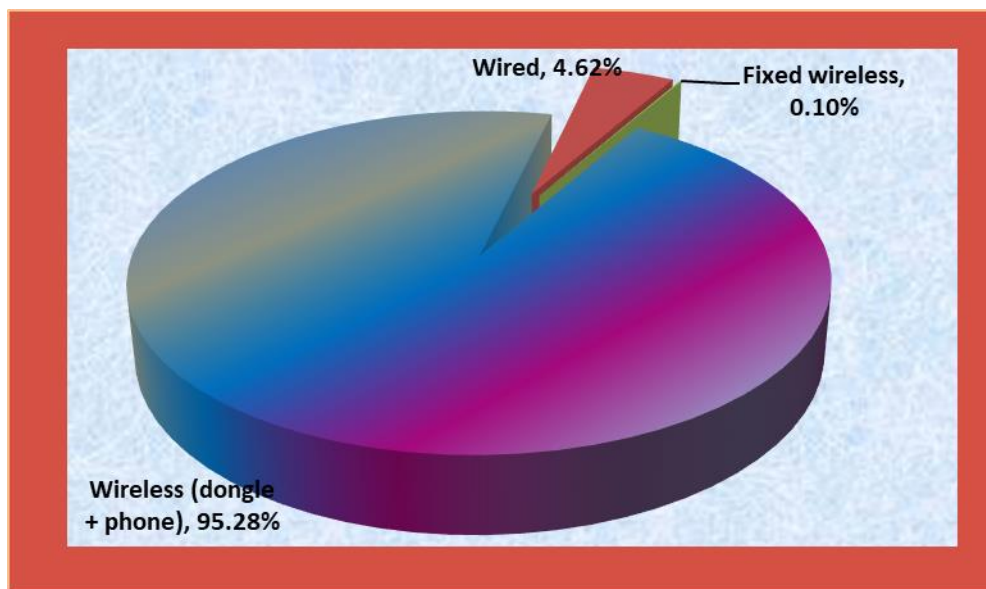
1.57 Top five broadband (wired+wireless) service providers in term of subscribers are Reliance Jio 477.94 million, Bharti Airtel 285.17 million, Vodafone Idea Ltd 126.36 million, BSNL 37.73 million and Atria Convergence 2.27 million.

1.58 In wired broadband segment, Reliance Jio Infocomm Ltd. holds 32.47% market share with 14.16 million subscribers followed by Bharti Airtel Ltd. with 8.48 million subscribers in QE Sep-24.



- 1.59 In wireless broadband segment, Reliance Jio holds 51.49% market share with 463.78 million subscribers followed by Bharti Airtel Ltd 30.72% with 276.68 million subscribers in QE Sep-24.
- 1.60 Top five service areas in respect of broadband subscriptions at Q.E. Sep-24 are Maharashtra 79.05 million, U.P.-East 77.14 million, Bihar 72.56 million, Andhra Pradesh 71.19 million and Madhya Pradesh 67.01 million.

**Chart 1.24 : Composition of Broadband subscription – Technology wise**



- 1.61 Mobile Device Users (dongle+phone) constitute 95.28% of total broadband subscribers at the end of Sep-24.

**Part-III : Narrowband Service (Download Speed <2 Mbps)**

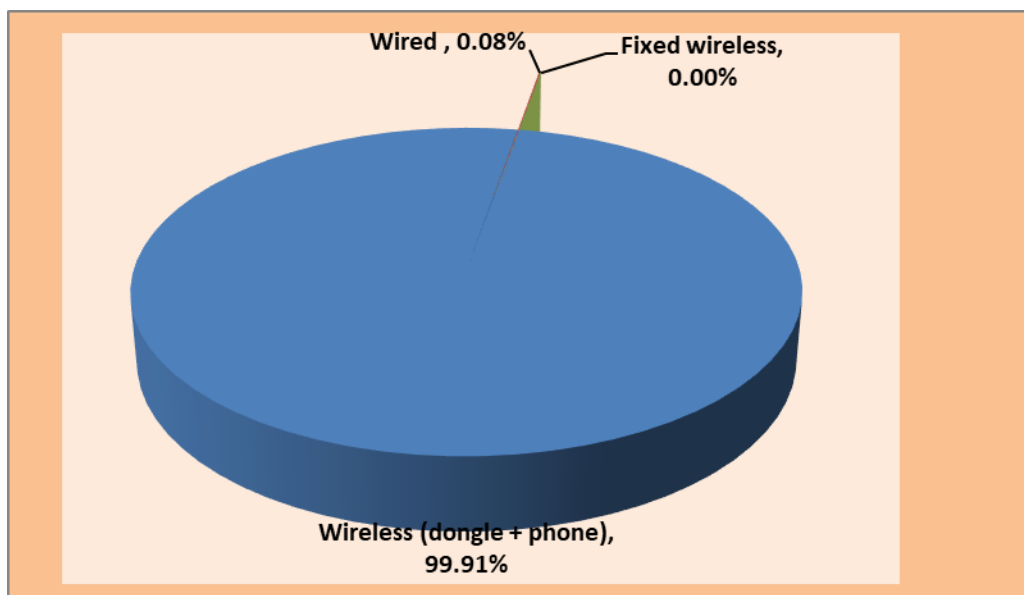
- 1.62 Total number of narrowband subscribers decreased from 28.85 million at the end of Jun-24 to 27.11 million at the end of Sep-24 with the quarterly rate of decline 6.05%. Out of 27.11 million narrowband subscribers, Wired Narrowband subscribers are 0.02 million and Wireless Narrowband subscribers are 27.09 million.

1.63 The top five narrowband (wired+wireless) service providers in term of subscriber base are Bharti Airtel 15.19 million, Vodafone Idea Ltd 8.53 million, BSNL 3.37 million, MTNL 0.01 million and Om Internet Broadband Service Pvt. Ltd. 0.001 million at the end of Sep-24.

1.64 In wired narrowband segment, BSNL hold 77.98% market share with 0.017 million subscribers followed by Om Internet Broadband Service Pvt. Ltd. with 0.001 million subscribers.

1.65 In wireless narrowband segment, Bharti Airtel holds 56.08% market share with 15.19 million subscribers followed by Vodafone Idea Ltd with 8.53 million subscribers at the end of Sep-24.

**Chart 1.25 : Composition of Narrowband subscription – Technology wise**



## Section E: - Other Value Added Services - PMRTS & VSAT

### Public Mobile Radio Trunk Services (PMRTS)

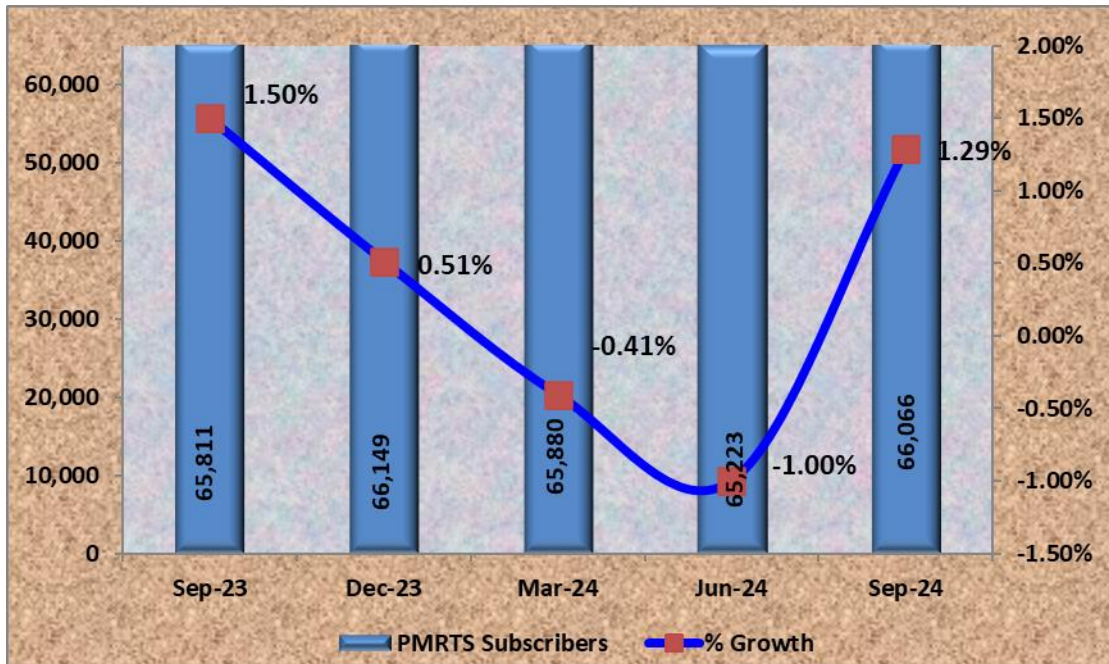
1.66 The subscriber base of PMRTS increased from 65,223 at the end of Jun-24 to 66,066 at the end of Sep-24 with quarterly rate of growth 1.29%.

**Table 1.35: PMRTS Subscriber base - Service Provider wise**

Sl. No	Name of the Service Provider	Subscriber Base as on 30.06.2024	Subscriber Base as on 30.09.2024	Net Addition	% Growth in subscribers in QE Sep-24
1	Arya Omnitalk Radio Trunking Services Pvt. Ltd.	52,544	53,231	687	1.31%
2	Procall Ltd.	4,167	4,069	-98	-2.35%
3	Quick Call	1,948	2,032	84	4.31%
4	Inative Networks Pvt Ltd	1,820	1,820	0	0.00%
5	Smartalk Pvt Ltd	1,385	1,477	92	6.64%
6	Bhilwara Telenet Services Pvt Ltd	843	891	48	5.69%
7	Wiwonet Solutions Pvt Ltd	1,146	1,146	0	0.00%
8	Airtalk Solutions & Services Pvt Ltd	1,370	1,400	30	2.19%
<b>Total</b>		<b>65,223</b>	<b>66,066</b>	<b>843</b>	<b>1.29%</b>

1.67 Detailed table on Service Area wise subscriber base of PMRTS as on 30<sup>th</sup> September, 2024 is available at **Annexure-1.8**.

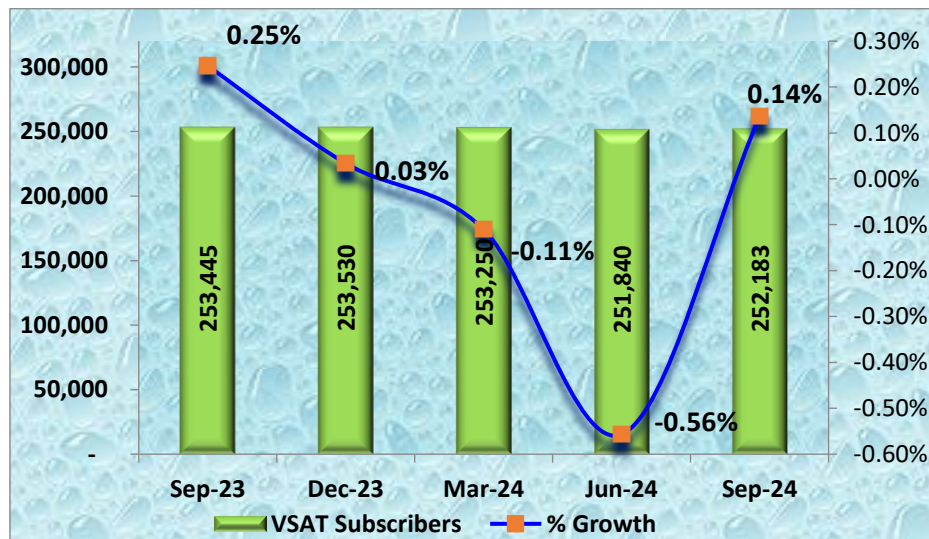
**Chart 1.26 : Number of PMRTS subscribers & Rate of Growth (%)**



**Very Small Aperture Terminal (VSAT)**

1.68 The total number of VSAT subscribers increased from 2,51,840 at the end of Jun-24 to 2,52,183 at the end of Sep-24. Net increase during the quarter has been 343 at the rate of growth of 0.14%.

**Chart 1.27 : Number of VSAT Subscribers & Rate of Growth (%)**



**Table 1.36: - VSAT Service Providers currently providing service & their subscriber base**

Sr. No	Name of Service Providers	Subscriber base at the Quarter ending		Net Addition	%age Growth	Market Share (%) Sep-24
		Jun-24	Sep-24			
1	Hughes Communications Ltd.	1,80,349	1,81,006	657	0.36%	71.78%
2	Nelco Ltd.	63,588	63,623	35	0.06%	25.23%
3	BSNL	5,212	4,816	-396	-7.60%	1.91%
4	Infotel Satcom	2,684	2,686	2	0.07%	1.07%
5	JIO-VSAT	0	45	45	0.00%	0.02%
6	Cloudcast Digital	7	7	0	0.00%	0.00%
<b>Total</b>		<b>2,51,840</b>	<b>2,52,183</b>	<b>343</b>	<b>0.14%</b>	<b>100</b>

1.69 Hughes Communications Ltd. is the market leader having 1,81,006 subscribers with market share of 71.78% followed by Nelco Ltd. having 63,623 subscribers with market share of 25.23% at the end of Sep-24.

1.70 In term of net addition except BSNL all other service providers have registered growth in their VSAT subscribers during this quarter.

# **Chapter 2 :**

# **Revenue and Usage**

# **Wireless Services**

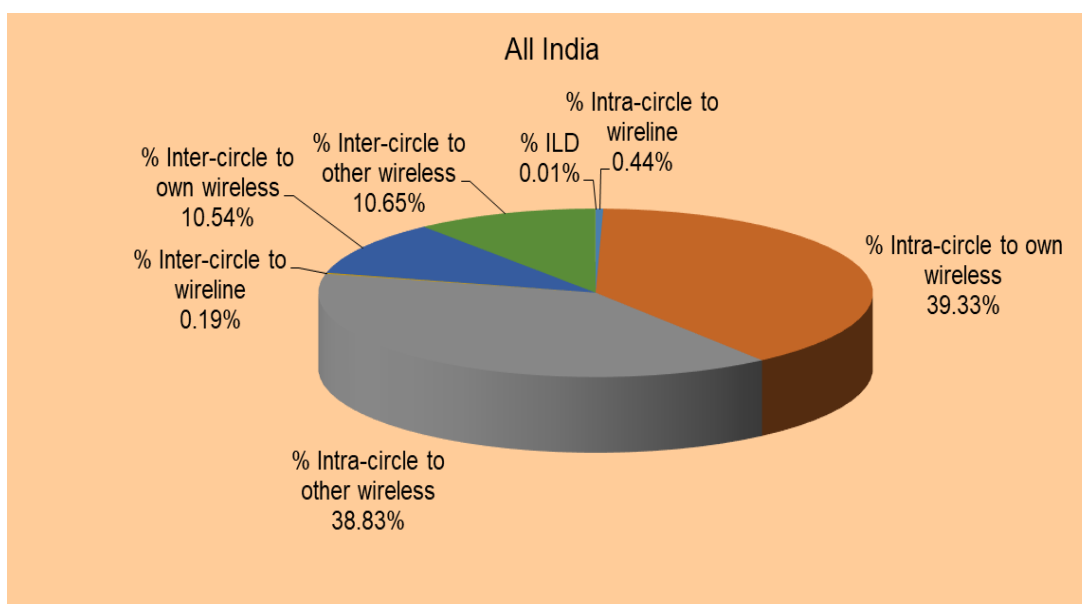
- 
- For all the parameters, Metros indicate data for Delhi, Mumbai & Kolkata. Data for Chennai service area has been included in Circle A, as part of TN.
  - ARPU arrived after adjusting interconnect usage charges and roaming settlement charges.
  - The data contained in this section covers the licensees, who have been providing service during the entire period from 1<sup>st</sup> July, 2024 to 30<sup>th</sup> September, 2024 in the various service areas.

**Table 2.1: Key Indicators – Wireless Services**

Parameter	Sep-24	Jun-24	Sep-23	QoQ %age change	YoY %age change
Share of Prepaid (%)	91.83%	92.20%	91.62%	-0.41%	0.23%
Incoming MOU per subscriber per month	486.63	486.77	473.76	-0.03%	2.71%
Outgoing MOU per subscriber per month	487.49	486.83	474.33	0.13%	2.77%
No. of Outgoing SMS per subscriber per month	11.18	10.90	11.76	2.52%	-4.96%
Average Revenue Per User (ARPU) per month (Rs.)	172.57	157.45	149.66	9.60%	15.31%

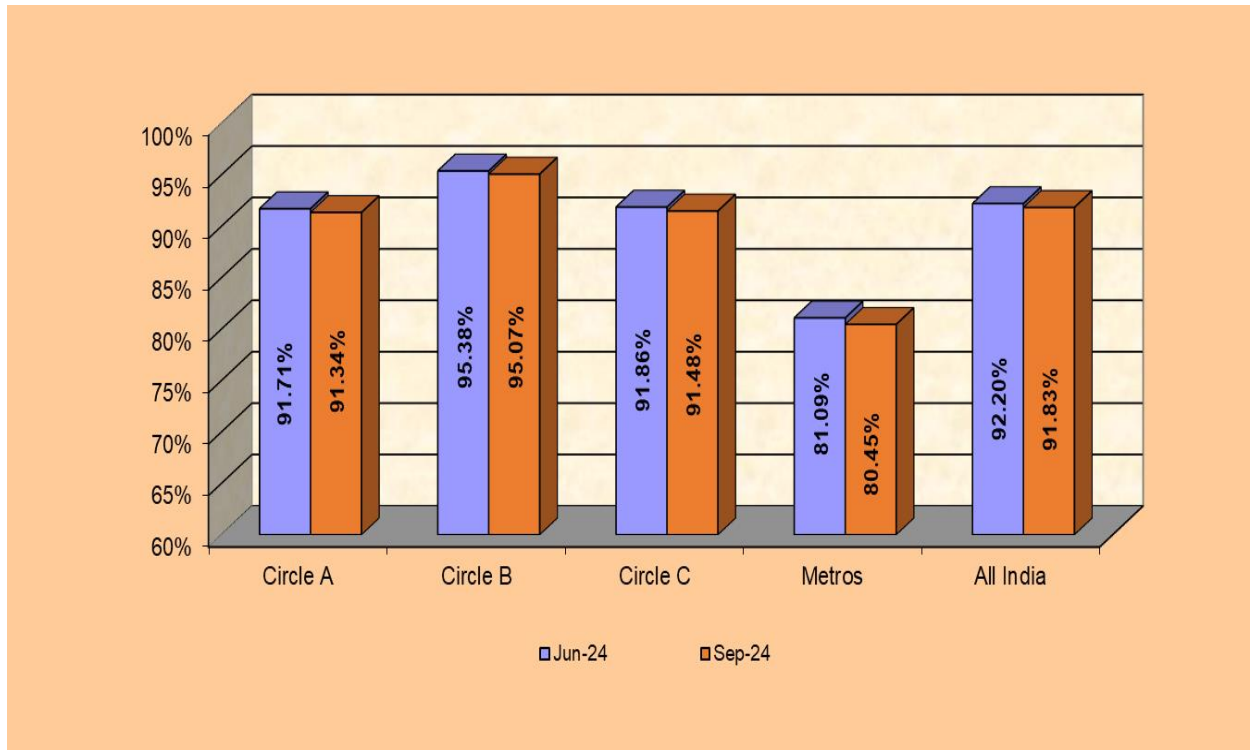
2.1 The following chart presents % break-up of outgoing minutes from Home Service Area (HSA) in the QE Sep-24.

**Chart 2.1: % Break-up of Outgoing minutes from Home Service Area (HSA) during Q.E. Sep-2024**



2.2 The following chart presents pre-paid subscribers as a % of total subscribers as on the last day of the respective quarters for various categories of circles.

**Chart 2.2: Pre-paid subscribers as a percent of total subscribers**



*Note: Based on subscriber figures as on the last day of the quarter.*

- 2.3 The Market share of pre-paid segment has decreased from 92.20% at the end of June-2024 to 91.83% at the end of Sep-2024.
- 2.4 Overall blended ARPU increased by 9.60% from Rs.157.45 in Q.E. June-2024 to Rs.172.57 in Q.E. Sep-2024. The ARPU for private service providers increased by 9.15% from Rs.164.60 in Q.E. Jun-2024 to Rs. 179.67 in Q.E. Sep-2024 and for PSU increased by 0.46% from Rs.68.48 in Q.E. Jun-2024 to Rs.87.32 in Q.E. Sep-2024.
- 2.5 The ARPU per month for the pre-paid segment is Rs.171 and for the post-paid segment is Rs.190.67 for Q.E. Sep-2024.
- 2.6 The following table presents the ARPU per month for various categories of circles and platforms for payment viz. post-paid and pre-paid.



**Table 2.2: Monthly ARPU – Wireless Services in QE Sep-24**

Circle Category	ARPU per month (in Rs.)		
	Post-paid	Pre-paid	Blended
Circle A	219.09	194.06	196.17
Circle B	160.85	160.56	160.58
Circle C	165.20	164.64	164.69
Metros	197.52	144.91	155.03
<b>All India</b>	<b>190.67</b>	<b>171.00</b>	<b>172.57</b>
All private SPs	194.95	178.30	179.67
BSNL/MTNL	107.65	86.23	87.32

2.7 The following table presents the composition of ARPU per month for QE Sep-24.

**Table 2.3: Composition of ARPU per month - Wireless Services**

S.No.	Item	Revenue (excl. service tax) per subscriber per month (in Rs.)	% Share of total revenue per subscriber per month
<b>1</b>	<b>Usage from Home Service Area</b>		
1.1.	Rental Revenue	0.88	0.50
1.2.	Revenue from calls	14.79	8.36
1.3.	Revenue from SMS	0.18	0.10
1.4.	Revenue from data usage	153.29	86.63
1.5.	Revenue from Other VAS	1.19	0.67
1.6.	Other revenue	5.05	2.85
<b>2</b>	<b>B. Usage outside Home Service Area</b>		
2.1	Revenue from outroamers	1.57	0.89
<b>3</b>	<b>C. Total revenue from home subscribers (A+B)</b>	<b>176.96</b>	<b>100.00</b>
<b>4</b>	<b>D. Revenue from inroamers and interconnect charges received</b>	<b>24.55</b>	
<b>5</b>	<b>E. Total Gross Revenue (C+D)</b>	<b>201.51</b>	
<b>6</b>	<b>F. Net inter-operable settlement charges payable</b>	<b>-28.94</b>	
<b>7</b>	<b>Net Revenue (ARPU) (E+F)</b>	<b>172.57</b>	

\* includes Interconnect Usages Charges (IUC) and Roaming Settlement Charges (RSC).

#There is a difference in ARPU calculated by TRAI and the figures published by TSPs in their financial statements. This is because each TSP has a different methodology to calculate the ARPU. For example, one of the TSPs calculated ARPU by dividing the service revenue by the average number of subscribers during the quarter. Another TSP calculated ARPU by dividing operating revenue as given in the P&L account for the quarter by the average subscriber base for the current and previous quarters. Further, TRAI calculates ARPU per month as Quarterly Revenue adjusted for interconnect usage charges and roaming settlement charges divided by average subscribers during the quarter for its own regulatory analysis. Therefore, the different methods result in a TRAI ARPU figure being less than what a TSP would declare in its quarterly financial results or presents to investors/Credit rating agencies.

2.8 On an all-India average, the overall MOU per subscriber per month remained same i.e. 974 at the end of Sep-24, as was at the end of June-2024.

2.9 The following table presents the total MOU (usage from, and outside, the home service area) per subscriber per month for various categories of circles and various platforms for payment viz. post-paid and pre-paid during Q.E. Sep-24.

**Table 2.4: MOU per subscriber per month - QE Sep-24**

Circle category	MOU per subscriber per month								
	Post-paid			Pre-paid			Blended		
	Outgoing MOU	Incoming MOU	Total MOU	Outgoing MOU	Incoming MOU	Total MOU	Outgoing MOU	Incoming MOU	Total MOU
Circle A	272	259	531	462	459	921	446	442	888
Circle B	259	259	519	500	501	1001	488	489	978
Circle C	322	317	640	620	637	1258	596	611	1206
Metro	249	229	478	490	466	956	444	420	864
<b>All India</b>	<b>272</b>	<b>262</b>	<b>534</b>	<b>506</b>	<b>506</b>	<b>1012</b>	<b>487</b>	<b>487</b>	<b>974</b>

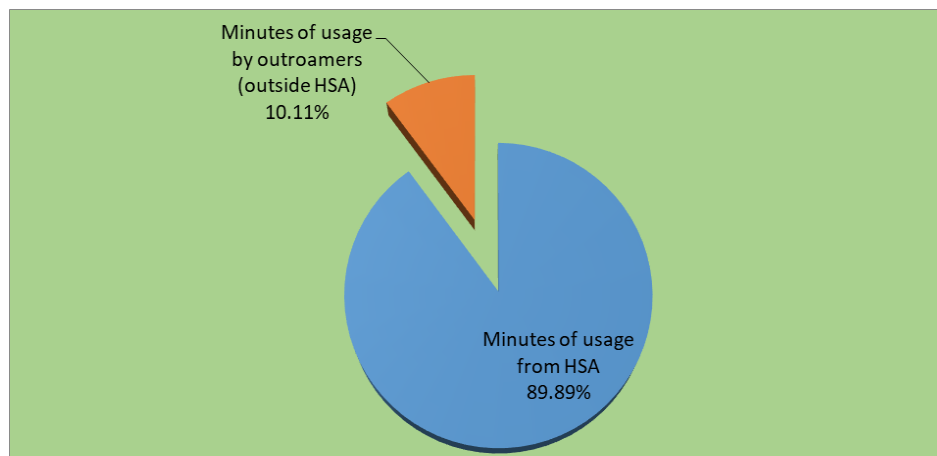
2.10 The overall ratio of incoming MOUs and outgoing MOUs for the Q.E. Sep-2024 is 50:50.

2.11 Average number of Outgoing SMS per subscriber per month is 11 in Q.E. Sep - 2024. The following table presents the outgoing SMS usage (usage from and outside, the home service area) per subscriber per month for various categories of circles and various categories of subscribers viz. post-paid and pre-paid during Q.E. Sep-2024.

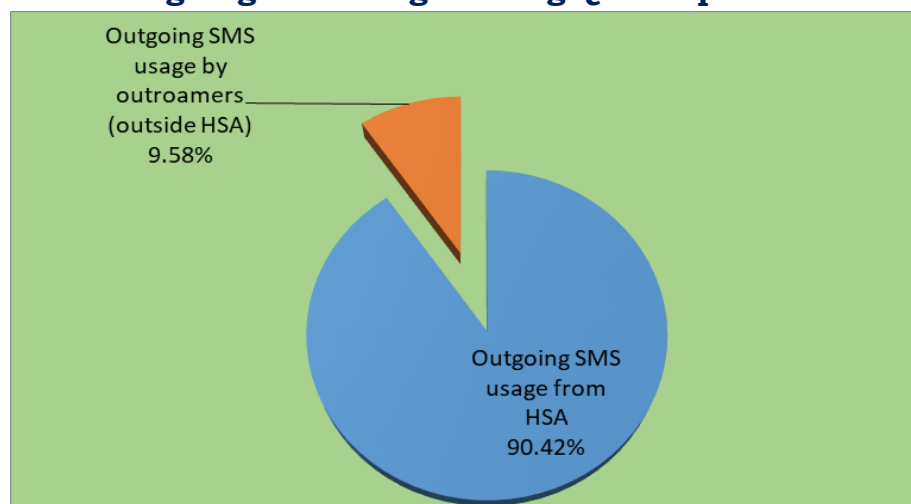
**Table 2.5: No. of Outgoing SMS per subscriber per month during QE Sep-24**

Circle category	Outgoing SMS per subscriber per month		
	Post-paid	Pre-paid	Blended
Circle A	14	11	11
Circle B	5	11	10
Circle C	10	16	15
Metro	8	8	8
<b>All India</b>	<b>10</b>	<b>11</b>	<b>11</b>

**Chart 2.3 : Minutes of Usage by Out-roamers as a % of Total Minutes of Usage during Q.E. Sep-2024**



**Chart 2.4: Outgoing SMS Usage by Out-roamers as a % of Total No. of Outgoing SMS Usage during Q.E. Sep-2024**



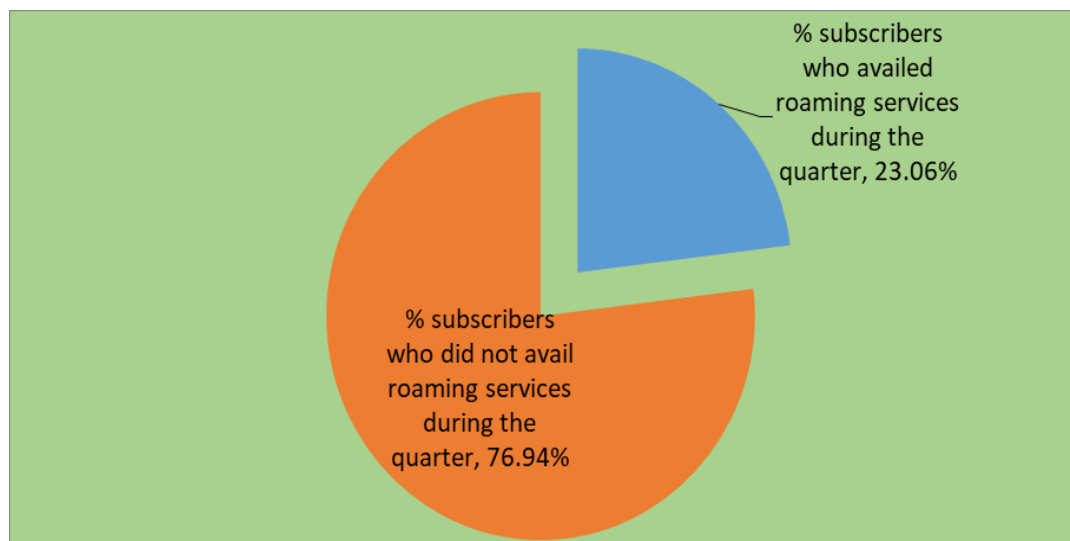
2.12 The following table presents the percentage break-up of outgoing minutes of usage from home service area between various categories of termination networks in the Q.E. Sep-24.

**Table 2.6: % Break-up of Outgoing minutes from Home Service Area (HSA) during the Q.E. Sep-2024**

Category	% Intra-circle to wireline	% Intra-circle to own wireless	% Intra-circle to other wireless	% Inter-circle to wireline	% Inter-circle to own wireless	% Inter-circle to other wireless	% ILD
Circle A	0.43%	42.20%	43.02%	0.17%	7.00%	7.16%	0.01%
Circle B	0.45%	37.94%	40.11%	0.17%	10.47%	10.87%	0.01%
Circle C	0.33%	41.94%	32.67%	0.18%	13.04%	11.83%	0.00%
Metros	0.74%	28.84%	30.93%	0.43%	18.66%	20.37%	0.03%
All India	0.44%	39.33%	38.83%	0.19%	10.54%	10.65%	0.01%

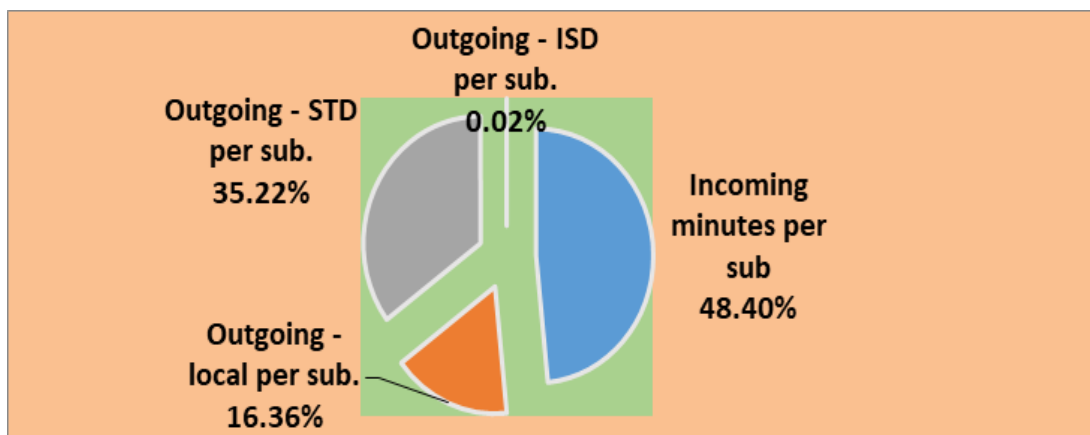
2.13 The following chart presents the share of outroamers (who had availed roaming services) as a percentage of total subscribers during Q.E. Sep-24.

**Chart 2.5: % Share of outroamers as a percentage of total subscribers during Q.E. Sep-2024**



2.14 The usage pattern of outroamers i.e. usage from outside the home service area shows that incoming minutes accounts for 48.40% of the total minutes of usage by outroamers in Q.E. Sep-2024 as against 48.20% in the Q.E. June-2024. The chart given below presents the break-up of minutes of usage of outroamers.

**Chart 2.6: % Break-up of minutes of usage (MOU) of out-roamers (usage from outside the Home Service Area)**



**Table 2.7: Trends of Key Parameters - Wireless Services**

Parameter	Sep-23	Dec-23	Mar-24	Jun-14	Sep-14
<b>1. ARPU (Rs. Per month)</b>	150	153	154	157	173
<b>2. Average revenue Realization per subscriber per GB wireless data (in Rs.)</b>	9.22	9.13	8.74	8.31	9.08
<b>3. MOU per subscriber per month</b>	948	955	995	974	974
<b>4. Outgoing MOU per subscriber per month</b>					
4.1 Local (Intra-circle)	350	356	366	361	359
4.2 NLD (inter-circle)	124	126	131	126	128
4.3 ILD	0.04	0.04	0.04	0.04	0.04
<b>5. Average no. of Outgoing SMS per subscriber per month</b>	12	11	11	11	11

2.15 Service Area wise statistics are available at **Annexure-2.1**.

# **Chapter 3 :**

# **Financial Data of Telecom Service Sector**

**Table 3.1: Gross Revenue (GR), Applicable Gross Revenue (ApGR), Adjusted Gross Revenue (AGR), License Fee (LF) & Spectrum Charges**

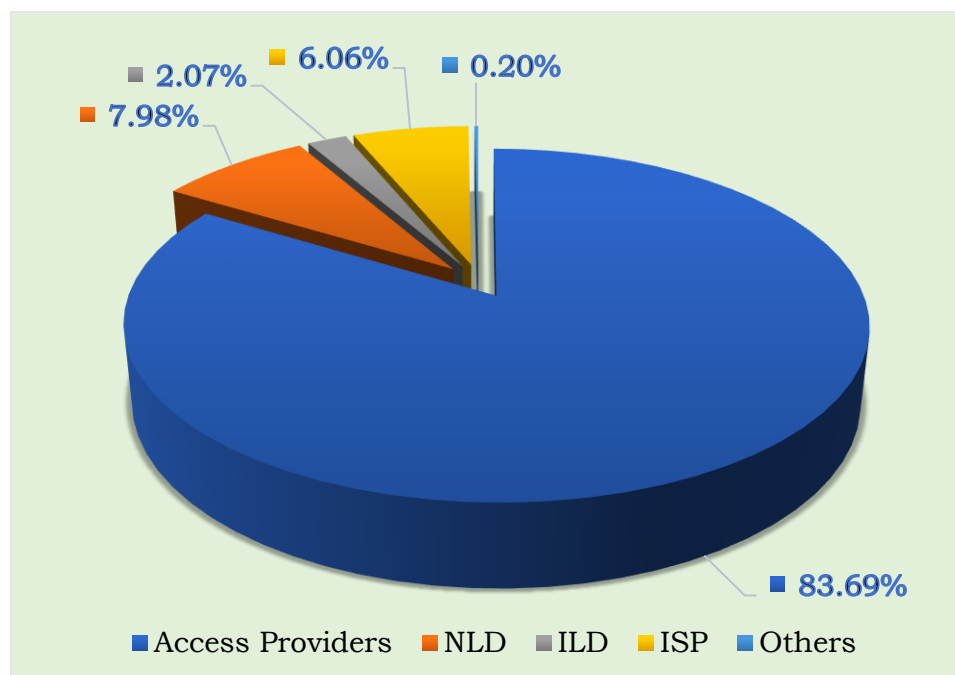
Particulars	QE Sep-23 (Rs. in Crore)	QE Jun-24 (Rs. in Crore)	QE Sep-24 (Rs. in Crore)	Q-O-Q % Change	Y-O-Y % Change
Gross Revenue (GR)	82741	86031	91426	6.27%	10.50%
Applicable Gross Revenue (ApGR)	79747	83087	88236	6.20%	10.64%
Adjusted Gross Revenue (AGR)	66583	70555	75310	6.74%	13.11%
Pass Through Charges (PTC)	13425	12561	12926	2.91%	-3.71%
License Fee (LF)	5326	5645	6023	6.69%	13.09%
Spectrum Usage Charges (SUC)	836	873	946	8.37%	13.07%

- 3.1 Gross Revenue (GR) increased by 6.27%, Applicable Gross Revenue (ApGR) increased by 6.20% and Adjusted Gross Revenue (AGR) increased by 6.74% during QE Sep-24. On YoY basis GR increased by 10.50%, ApGR increased by 10.64% and AGR increased by 13.11% in QE Sep-24.
- 3.2 Pass through charges increased by 2.91% in QE Sep-24 however on YoY basis it declined by 3.71%.
- 3.3 Pass-through charges as a percentage of Gross Revenue are 14.14% in QE Sep-24 as against 14.60% in the previous quarter.

**Table 3.2: Financial performance of service segments in Q.E. Sep, 24  
(in Rs. Crore)**

Service	GR	ApGR	AGR	LF	SUC	PTC
<b>Access Providers</b>	75,467.66	72,758.17	63,027.57	5,043.80	941.21	9,730.59
<b>NLD</b>	6,736.57	6,288.37	6,011.74	480.86	-	276.63
<b>ILD</b>	3,369.73	3,313.56	1,560.66	124.59	-	1,752.90
<b>ISP</b>	5,688.50	5,714.71	4,562.39	363.70	-	1,152.31
<b>Others</b>	163.74	161.21	147.39	10.12	4.36	13.83
<b>Total</b>	<b>91,426.20</b>	<b>88,236.02</b>	<b>75,309.75</b>	<b>6,023.07</b>	<b>945.57</b>	<b>12,926.26</b>

**Chart 3.1: Composition of Adjusted Gross Revenue**



3.4 Access services contributed 83.69% of the total Adjusted Gross Revenue of telecom services. In Access services, Gross Revenue (GR), Applicable Gross Revenue (ApGR), Adjusted Gross Revenue (AGR), License Fee, Spectrum Usage Charges (SUC)<sup>8</sup> and Pass Through Charges increased by 8.21%, 7.31%, 8.41%, 8.43%, 8.50% and 0.71% respectively in QE Sep-24.

**Table 3.3: Access Services - Service Provider wise Adjusted Gross Revenue**  
(Rs.in Crore)

Service Provider	AGR			Q-o-Q Growth (%)	Y-o-Y Growth (%)
	Rs. In Crore				
	QE Sep-23	QE Jun-24	QE Sep-24		
Reliance Jio Infocomm Ltd	24217.13	25891.37	27652.68	6.80	14.19
Bharti Airtel Ltd.	19840.84	22209.15	24632.84	10.91	24.15
Vodafone Idea Ltd	7507.65	7271.01	7836.98	7.78	4.39
BSNL	1966.44	1905.91	1996.77	4.77	1.54

<sup>8</sup> Spectrum Usage Charge is payable by the licensees providing mobile access services, as a percentage of their Adjusted Gross Revenue (AGR).

(Source – DoT License Agreement)



Service Provider	AGR			Q-o-Q Growth (%)	Y-o-Y Growth (%)
	Rs. In Crore				
	QE Sep-23	QE Jun-24	QE Sep-24		
Tata Teleservices Ltd./ Tata Teleservices (Maharashtra) Ltd.	617.17	658.77	689.26	4.63	11.68
MTNL	168.69	146.40	152.81	4.38	-9.41
Reliance Communication Ltd./ Reliance Telecom Ltd.	47.84	43.43	42.47	-2.21	-11.22
V-CON Mobile & Infra Private Limited	3.50	7.11	14.55	104.77	315.89
GPX Services Pvt. Ltd	3.42	2.72	3.22	18.57	-5.71
Quadrant Televentures Ltd.	2.66	2.99	3.14	5.00	18.13
Webex Communication India Pvt. Ltd	0.00	0.00	0.86	-	-
Tata Play Broadband Pvt. Ltd.	0.51	0.81	0.70	-14.09	36.37
ZVC India Pvt. Ltd.	0.00	0.03	0.59	1781.80	-
Telangana Fiber Grid Corporation Limited	0.00	0.00	0.46	-	-
Shyam Spectra Pvt. Ltd	0.20	0.26	0.24	-8.53	20.50
Sify Technologies Ltd.	0.00	0.00	0.04	-	-
Alliance Broadband Services Pvt. Ltd.	0.00	0.00	0.01	-	-
Fusionnet Web Services Pvt. Ltd	-0.04	-0.01	-0.02	-101.56	-55.14
Ishan Netsol Pvt Ltd	-0.01	0.00	-0.04	-	-431.62
<b>Total</b>	<b>54376.00</b>	<b>58139.95</b>	<b>63027.57</b>		

3.5 Public Sector Undertakings' share in the Access AGR of telecom services is 3.41% in the QE Sep-24.

**Table 3.4: Category-wise share in Adjusted Gross Revenue (AGR) of Access Services**

<b>LSA</b>	<b>Q.E. Sept 2023</b>		<b>Q.E. June 24</b>		<b>Q.E. Sep 24</b>	
<b>Category</b>	<b>AGR</b>	<b>% share of AGR</b>	<b>AGR</b>	<b>% share of AGR</b>	<b>AGR</b>	<b>% share of AGR</b>
	(Rs. in crore)		(Rs. In crore)		(Rs. In crore)	
<b>Metro</b>	5,854.69	10.77	6,050.81	10.41	6,443.69	10.22
<b>A</b>	20,084.18	36.94	20,811.06	35.79	22,774.81	36.13
<b>B</b>	20,257.43	37.25	22,254.27	38.28	24,144.38	38.31
<b>C</b>	8,179.71	15.04	9,023.81	15.52	9,664.22	15.33
<b>Total</b>	<b>54,376.00</b>		<b>58,139.95</b>		<b>63,027.10</b>	

**Notes: -**

1. Figures are **un-audited** and as submitted by the TSPs.
2. A copy of quarterly Statement(s) of Revenue and Licence Fee and Spectrum Charges filed with the licensor (DoT) is submitted by Telecom Service Providers to TRAI reference to TRAI's Order No.RP-5/13/(8)/2022/FEA-II, dated 12th December, 2022.
3. The figures have been re-grouped wherever considered necessary for analysis purpose.
4. Percentage of contribution of Six TSPs of Public Sector (BSNL, MTNL, Rail Tel, Power Grid, Oil India and Bharat Broadband) to AGR in NLD Service and two TSPs of Public Sector (BSNL, Rail Tel) in Access Services and two TSPs of Public Sector (BSNL, Rail Tel) in ILD Services and Five TSPs of Public Sector (BSNL, MTNL, Rail Tel, Power Grid, Bharat Broadband Network India) in ISP Services.
5. For all the parameters metros indicate data for Delhi, Mumbai and Kolkata. Data for Chennai Service Area has been included as part of Tamil Nadu.

# **Chapter 4 : Quality of Service (QoS)**

## Section A: Quality of Service of Cellular Mobile Service Providers

**Table 4.1: QoS Summary - Cellular Mobile Service**

**Summary of Performance of Service providers against prescribed parameters**

S. No.	Parameters	Benchmark	No of PMRs where Service Providers are not meeting the benchmarks			
			QE June, 2024		September, 2024	
			Out of 88 PMRs		Out of 88 PMRs	
			Nos.	%age	Nos.	%age
<b>I. Network Related Parameters</b>						
<b>1</b>	<b>Network Availability</b>					
(a)	BS Accumulated down-time (not available for service) (%age)	≤ 2%	1	1.14%	1	1.14%
(b)	Worst affected BS due to down-time (%age)	≤ 2%	1	1.14%	1	1.14%
<b>2</b>	<b>Connection Establishment (Accessibility)</b>					
(a)	Call Set-up Success Rate and Session Establishment Success Rate for Circuit Switched Voice or VoLTE as applicable (within licensee's own network)	≥ 95%	0	0.00%	0	0.00%
(b)	SDCCH/ Paging Channel Congestion/ RRC Congestion (% age)	≤ 1%	2	2.27%	1	1.14%
(c)	TCH, RAB and E-RAB congestion (%age)	≤ 2%	1	1.14%	0	0.00%
<b>3</b>	<b>Connection Maintenance (Retain ability)</b>					
(a)	Network QoS DCR Spatial Distribution Measure [Network_ QSD (90,90)]	≤ 2%	0	0.00%	1	1.14%
(b)	Network QoS DCR Temporal Distribution Measure [Network_ QTD (97,90)]	≤ 3%	0	0.00%	0	0.00%
(c)	Connections with good voice quality, Circuit Switched Voice Quality and VoLTE quality	≥ 95%	0	0.00%	0	0.00%
(d)	Down Link (DL) Packet Drop Rate or DL-PDR	≤ 2%	0	0.00%	0	0.00%

(e)	Up Link (UL) Packet Drop Rate or UL-PDR	$\leq 2\%$	0	0.00%	0	0.00%
4	Point of Interconnection (POI) Congestion (No. of POIs not meeting the benchmark)	$\leq 0.5\%$	0	0.00%	0	0.00%
<b>II. Customer Service Quality Parameters</b>						
5	Metering and billing credibility - post paid	$\leq 0.1\%$	0	0.00%	0	0.00%
6	Metering and billing credibility - prepaid	$\leq 0.1\%$	0	0.00%	0	0.00%
7 (a)	Resolution of billing/charging/validity complaints	98% within 4 weeks	0	0.00%	0	0.00%
	Resolution of billing/charging/validity complaints	100% within 6 weeks	0	0.00%	0	0.00%
(b)	Period of applying credit/waiver/ adjustment to customer's account from the date of resolution of complaints	within 1 week of resolution of complaint	1	1.14%	0	0.00%
8	Response time to the customer for assistance					
(a)	Accessibility of call centre/ customer care	$\geq 95\%$	0	0.00%	3	3.41%
(b)	Percentage of calls answered by the operators (voice to voice) within ninety seconds	$\geq 95\%$	5	5.68%	34	38.64%
9	Termination / Closure of service	$\leq 7$ days	0	0.00%	0	0.00%
10	Time taken for refund of deposits after closures	100% within 60 days	0	0.00%	0	0.00%

#### 4.1 Comparison of Performance with the last quarter: -

(a) The performance has improved in this quarter, as compared to the previous quarter in respect of the following parameter: -

- SDCCH/ Paging Channel Congestion/ RRC Congestion (%age)  $\leq 1\%$
- TCH, RAB and E-RAB Congestion (%age)  $\leq 2\%$
- Period of applying credit/ waiver/ adjustment to customer's account from the date of resolution of complaints - 100% within 1 week of resolution of complaint

(b) The performance has deteriorated in this quarter, as compared to the previous quarter in respect of the following parameter: -

- Network QoS DCR Spatial Distribution Measure [Network\_QSD(90,90)]  $\leq 2\%$
- Accessibility of call centre/ customer care  $\Rightarrow 95\%$
- Percentage of calls answered by the operators (voice to voice) within ninety seconds  $\Rightarrow 95\%$

**Table 4.2: Parameter wise analysis of non-compliance of service providers**

Parameter	Benchmark	Service Provider	Service Area	Performance in Parameters not met
BS Accumulated down-time (not available for service) (%age)	$\leq 2\%$	BSNL	North East	8.77%
Worst affected BSs due to down-time (%age)	$\leq 2\%$	BSNL	North East	10.87%
SDCCH/ Paging Channel Congestion/ RRC Congestion (%age)	$\leq 1\%$	BSNL	North East	2.36%
Network QoS DCR Spatial Distribution Measure [Network_QSD(90,90)]	$\leq 2\%$	BSNL	Kerala	2.16%
Accessibility of call centre/ customer care	$\Rightarrow 95\%$	BSNL	Assam	58.47%
			Karnataka	92.72%
			North East	54.34%
Percentage of calls answered by the operators (voice to			Andhra Pradesh	85.35%
			Assam	90.33%
			Bihar	90.15%
			Delhi	93.93%

<b>Parameter</b>	<b>Benchmark</b>	<b>Service Provider</b>	<b>Service Area</b>	<b>Performance in Parameters not met</b>			
voice) within ninety seconds	=> 95%	AIRTEL	Gujarat	91.86%			
			Haryana	92.41%			
			Himachal Pradesh	93.04%			
			Jammu & Kashmir	94.40%			
			Karnataka	92.58%			
			Kerala	81.00%			
			Kolkata	88.37%			
			Madhya Pradesh	92.17%			
			Maharashtra	89.82%			
			Mumbai	92.40%			
	=> 95%	AIRTEL	North East	89.73%			
			Odisha	89.04%			
			Punjab	93.88%			
			Rajasthan	92.83%			
			Tamilnadu including Chennai	78.56%			
			Uttar Pradesh (East)	89.88%			
			Uttar Pradesh (West)	92.77%			
			West Bengal	86.44%			
			Percentage of calls answered by the operators (voice to voice) within ninety seconds	=> 95%	BSNL	Andhra Pradesh	16.60%
						Assam	5.04%
Himachal Pradesh	54.31%						
Jammu & Kashmir	91.80%						
Karnataka	16.54%						
Kerala	47.66%						
North East	38.69%						
Odisha	36.48%						
Rajasthan	48.02%						
Tamilnadu including Chennai	41.85%						
Uttar Pradesh (West)	53.45%						
West Bengal	28.08%						

4.2 **List of Parameters which are fully complied by all the Service providers: -**

- a. Call Set-up Success Rate and Session Establishment Success Rate for Circuit Switched Voice or VoLTE as applicable (within licensee's own network)  $\geq 95\%$
- b. TCH, RAB and E-RAB Congestion (%age)  $\leq 2\%$
- c. Network QoS DCR Temporal Distribution Measure [Network\_ QTD (97,90)]  $\leq 3\%$
- d. Connections with good voice quality, Circuit Switched Voice Quality and VoLTE quality  $\geq 95\%$
- e. Down Link (DL) Packet Drop Rate or DL-PDR  $\leq 2\%$
- f. Up Link (UL) Packet Drop Rate or UL-PDR  $\leq 2\%$
- g. Point of Interconnection (POI) Congestion (No. of POIs not meeting the benchmark)  $\leq 0.5\%$
- h. Metering and billing credibility - postpaid  $\leq 0.1\%$
- i. Metering and billing credibility – prepaid  $\leq 0.1\%$
- j. Resolution of billing/charging/validity complaints - 98% within 4 weeks
- k. Resolution of billing/charging/validity complaints - 100% within 6 weeks
- l. Period of applying credit/ waiver/ adjustment to customer's account from the date of resolution of complaints - 100% within 1 week of resolution of complaint
- m. Termination / Closure of service  $\leq 7$  days
- n. Time taken for refund of deposits after closures (100% within 60 days)

4.3 The detailed table on Service Provider wise performance of QoS parameters for Cellular Mobile Services is available at **Annexure-4.1.**



## **Section B: Quality of Service of Basic Telephone Service (Wire Line) Providers**

**Table 4.3: QoS Summary - Wireline Service**

**Summary of Performance of service providers against identified parameters**

S.No	Parameters	Benchmarks	No of PMRs where Service Providers are not meeting the benchmarks			
			QE Jun, 2024		QE Sep, 2024	
			Out of 109 PMRs		Out of 109 PMRs	
			Nos.	%age	Nos.	%age
(i)	Fault incidences No. of faults per 100 subs/month)	≤ 7	0	0.00%	0	0.00%
(ii)	% Fault repaired by next working day (for urban areas)	≥ 85%	1	0.92%	1	0.92%
	% Fault repaired within 5 days (for urban areas)	100%	2	1.83%	5	4.59%
(iii)	% Fault repaired by next working day (for rural and hilly areas)	≥ 75%	0	0.00%	0	0.00%
	% Fault repaired within 7 days (for rural and hilly areas)	100%	0	0.00%	0	0.00%
(iv)	'Mean time to Repair' (MTTR)	≤ 10 Hrs	1	0.92%	1	0.92%
(v)	'Point of Interconnection'(POI) Congestion (No. of PoIs not meeting benchmark)	≤ 0.5%	0	0.00%	0	0.00%
(vi)	Metering and billing credibility- post-paid	≤ 0.1%	0	0.00%	0	0.00%
	Metering and billing credibility- pre-paid	≤ 0.1%	0	0.00%	0	0.00%
(vii)	Resolution of billing/charging/Credit & validity complaints	98% within 4 weeks	0	0.00%	0	0.00%
	Resolution of billing/charging Credit & validity complaints	100% within 6 weeks	0	0.00%	0	0.00%
(viii)	Period of applying credit/waiver/adjustment to customer's	100% within 1 week of	0	0.00%	0	0.00%

		resolution of complaint				
	Accessibility of call centre/ customer care	≥ 95%	0	0.00%	21	19.27%
(ix)	%age of calls answered by the operators (voice to voice) within ninety seconds	≥ 95%	4	3.67%	20	18.35%
(x)	Termination / closure of service	≤ 7 days	1	0.92%	1	0.92%
(xi)	Time taken for refund of deposits after closures	100% within 60 days	1	0.92%	1	0.92%

**NOTE:**

- Most of the SPs have not reported for the parameter “Metering and billing credibility – pre paid” due to not providing pre-paid service in Basic (Wire line) service.

4.4 The performance has deteriorated in this quarter as compared to the previous quarter in respect of the following parameters: -

- % Fault repaired within 5 days (for urban areas)  $\geq 100\%$
- Accessibility of call centre/ customer care  $\geq 95\%$
- %age of calls answered by the operators (voice to voice) within ninety seconds  $\geq 95\%$

**Table 4.4: Parameter wise analysis of non-compliance of Service Providers**

Parameter	Benchmark	Service Provider	Service Area	Performance in Parameters not met
% of faults repaired by next working day- Urban	For urban areas by next working day $\geq 85$	MTNL	Mumbai	39.30%
% of faults repaired within 5 days - Urban	For urban areas $\geq 100$	MTNL	Delhi	99.62%
			Mumbai	55.30%
		TATA	Andhra Pradesh	99.92%
			Maharashtra	99.87%
			Mumbai	98.37%

Mean Time to Repair (MTTR)	<= 10 hrs	MTNL	Mumbai	310
Accessibility of call centre/customer care	>= 95%	BSNL	Andhra Pradesh	85.58%
			Assam	74.57%
			Bihar	77.66%
			Gujarat	89.64%
			Haryana	90.11%
			Himachal Pradesh	84.98%
			Jammu & Kashmir	87.20%
			Karnataka	87.19%
			Kerala	94.66%
			Kolkata	68.24%
			Madhya Pradesh	88.26%
			Maharashtra	87.15%
			North East	79.59%
			Odisha	75.79%
			Punjab	89.09%
			Rajasthan	89.73%
			Tamilnadu including Chennai	93.69%
			Uttar Pradesh (East)	90.92%
			Uttar Pradesh (West)	88.45%
		West Bengal	70.69%	
		TATA	Maharashtra	85.71%
Percentage of calls answered by the operators (voice to voice) within ninety seconds	>= 95%	BSNL	Andhra Pradesh	78.64%
			Assam	65.06%
			Bihar	64.88%
			Gujarat	83.80%
			Haryana	81.49%
			Himachal Pradesh	74.92%
			Jammu & Kashmir	76.02%
			Karnataka	78.03%
			Kerala	94.11%

			Kolkata	59.50%
			Madhya Pradesh	82.78%
			Maharashtra	81.07%
			North East	68.21%
			Odisha	67.53%
			Punjab	79.51%
			Rajasthan	79.68%
			Tamilnadu including Chennai	92.51%
			Uttar Pradesh (East)	81.18%
			Uttar Pradesh (West)	76.41%
			West Bengal	60.81%
Termination / Closure of service	$\leq 7$ days	MTNL	Mumbai	99.15%
Time taken for Refund of deposits after closures- within 60 days	100% within 60 days	MTNL	Mumbai	50.37%

#### 4.5 List of Parameters which are fully complied by all the Service providers\_

- a. Fault incidences (No. of faults per 100 subs/month) ( $\leq 7$ )
- b. % Fault repaired by next working day (for rural and hilly areas) ( $\geq 75\%$ )
- c. % Fault repaired within 7 days (for rural and hilly areas) (100%)
- d. Point of Interconnection (POI) Congestion (No. of POIs not meeting benchmark) ( $\leq 0.5\%$ )
- e. Metering and billing credibility- post-paid ( $\leq 0.1\%$ )
- f. Metering and billing credibility- pre-paid ( $\leq 0.1\%$ )
- g. Resolution of billing/charging/credit & validity complaints within 4 weeks (98% within 4 weeks)

- h. Resolution of billing/charging/credit & validity complaints within 6 weeks (100% within 6 weeks)
- i. Period of applying credit/waiver/adjustment to customer's account from the date of resolution of complaints (100% within 1 week of resolution of complaint)

4.6 **Detailed** table containing QoS parameters for all the Wireline Service Providers is given in **Annexure-4.2**.

## **Section C : Quality Of Service Of Service Providers Providing Broadband Service (WIRELINE)**

- 4.7 There are 1143 Service Providers providing broadband (wireline) service at the end of September, 2024. Total number of broadband (wireline) subscriber base of all the broadband service providers is 4,36,15,195 in quarter ending September, 2024 as compared to 4,18,31,527 in quarter ending June, 2024.
- 4.8 Out of 1143 broadband service providers providing broadband (wireline) service, only 99 service providers are having subscriber base more than 10,000 subscribers and share 97.51% of total subscriber base in this quarter. The total number of broadband subscribers (wireline) of service providers having more than 10,000 subscriber base, has increased from 4,07,71,577 at the end of June, 2024 (for 99 service providers) to 4,25,28,712 at the end of September, 2024 (for 99 service providers).
- 4.9 This report covers performance of 99 broadband service providers' vis-à-vis the QoS benchmarks prescribed by TRAI. The summary of performance of the service providers who have not met the benchmarks in this quarter and performance of previous quarter is given in the table below: -

**Table 4.5: Summary of Performance of Broadband Service Providers against identified parameters**

S.No	Parameters	Benchmarks	No. of PMRs where service providers are not meeting the benchmarks			
			QE June, 2024		QE September, 2024	
			Out of 137	Out of 137	Out of 133	Out of 133*
			Nos.	%age	Nos.	%age
<b>1</b>	<b>Service Provisioning / Activation Time</b>	100% in =< 15 working days				
1.2	%age of connections provided within 15 Days of registration of demand	100%	0	<b>0.00%</b>	0	<b>0.00%</b>
<b>2</b>	<b>Faults Repair/Restoration Time</b>					
2.2	% of faults repaired by next working day (>90%)	>90%	1	<b>0.73%</b>	4	<b>3.01%</b>
2.3	% of faults repaired within 3 working day	=>99%	1	<b>0.73%</b>	2	<b>1.50%</b>
<b>3</b>	<b>Billing Performance</b>					
3.3	%age of bills disputed	<2%	0	<b>0.00%</b>	0	<b>0.00%</b>
3.4	%age of billing complaints resolved within 4 weeks	100% within 4 weeks	0	<b>0.00%</b>	0	<b>0.00%</b>
3.5	%age of cases to whom refund of deposits is made within 60 days of closures	100% within 60 days	1	<b>0.73%</b>	1	<b>0.75%</b>
<b>4</b>	<b>Response Time to the Customer for assistance</b>					
4.2	%age of calls answered by operator (Voice to voice) within 60 sec	>60%	0	<b>0.00%</b>	0	<b>0.00%</b>
4.3	%age of calls answered by operator (Voice to voice) within 90 sec	>80%	1	<b>0.73%</b>	2	<b>1.50%</b>
<b>5</b>	<b>Bandwidth utilisation/throughput</b>					
5.2	No. of Intra network links having Bandwidth utilisation >90% during peak hours (TCBH)	0	0	<b>0.00%</b>	0	<b>0.00%</b>
5.4	No. of Upstream links for International connectivity having bandwidth utilisation >90% during peak hours (TCBH)	0	0	<b>0.00%</b>	0	<b>0.00%</b>

5.7	% International bandwidth utilization during peak hours (TCBH) (Enclose MRTG) <90%	<90%	0	<b>0.00%</b>	0	<b>0.00%</b>
5.8	Broadband Connection Speed available (download) from ISP node to user	>80%	0	<b>0.00%</b>	0	<b>0.00%</b>
<b>6</b>	<b>Service availability /uptime (for all users) in %age</b>					
6.3	Service availability /uptime (for all users) in %age	>98%	0	<b>0.00%</b>	0	<b>0.00%</b>
7	<b>Packet loss (for wired broadband access) in %age</b>	<1%	0	<b>0.00%</b>	0	<b>0.00%</b>
<b>8</b>	<b>Network latency (for wired broadband access)</b>					
8.1	User reference point at POP/ISP Gateway node to (IGSP/NIXI)	<120ms	0	<b>0.00%</b>	0	<b>0.00%</b>
8.2	User reference point at ISP Gateway node to International nearest NAP port abroad (terrestrial)	<350ms	0	<b>0.00%</b>	0	<b>0.00%</b>
8.3	User reference point at ISP Gateway node to International nearest NAP port abroad (satellite)	<800ms	0	<b>0.00%</b>	0	<b>0.00%</b>



**Table 4.6: Parameter-wise analysis of non-compliance of QoS benchmarks for Broadband Service Providers**

S.No	Parameters		Benchm arks	Service Provider	LSA	Performance in QE Sep.2024
2.2	Fault Repair/ Restoration Time	% of faults repaired by next working day (>90%)	>90%	Mahanagar Telephone Nigam Ltd.	All India	64.43
				Tata Teleservices Limited	Delhi	87.10
					Gujarat	89.41
					Karnataka	76.47
2.3	Fault Repair/ Restoration Time	% of faults repaired within 3 working day	=>99%	K NET Solutions Private Limited	Tamilnadu	98.09
				Mahanagar Telephone Nigam Ltd.	All India	74.16
3.5	Billing Performance	%age of cases to whom refund of deposits is made within 60 days of closures	100% within 60 days	Mahanagar Telephone Nigam Ltd.	All India	75.24
4.3	Response Time to the Customer for assistance	%age of calls answered by operator (Voice to voice) within 90 sec	>80%	Atria Convergence Technologies Ltd.	All India	72.00
				Bharat Sanchar Nigam Ltd	All India	71.57

4.10 List of parameters which are fully complied by all service providers: -

S. No.	Parameter	Benchmark
1	Service provisioning/ Activation time - %age of connections provided within 15 days of registration of demand	100%
2	Billing Performance - %age of Bills Disputed	<2%
3	Billing Performance -%age of Billing Complaints Resolved Within 4 Weeks	100% within 4 weeks
4	Response Time to the Customer for assistance - %age of calls answered by operator (Voice to voice) within 60 sec	>60%
5	Bandwidth utilisation/ throughput - No. of Intra network links having Bandwidth utilisation >90% during peak hours (TCBH)	0

<b>S. No.</b>	<b>Parameter</b>	<b>Benchmark</b>
6	Bandwidth utilisation/ throughput - No. of Upstream links for International connectivity having bandwidth utilisation >90% during peak hours (TCBH)	0
7	Bandwidth utilisation/ throughput - % International bandwidth utilization during peak hours (TCBH)	<90%
8	Bandwidth utilisation/ throughput - Broadband Connection Speed available (download) from ISP node to user	>80%
9	Service availability /uptime (for all users) in %age	>98%
10	Packet loss (for wired broadband access) in %age	<1%
11	Network latency (for wired broadband access) - User reference point at POP/ISP Gateway node to (IGSP/NIXI)	<120ms
12	Network latency (for wired broadband access) - User reference point at ISP Gateway node to International nearest NAP port abroad (terrestrial)	<350ms
13	Network latency (for wired broadband access) - User reference point at ISP Gateway node to International nearest NAP port abroad (satellite)	<800ms

4.11 Detailed table containing QoS parameters for all the Broadband Service Providers is given in **Annexure-4.3**.

# **Performance of Cable TV, DTH and Radio Broadcasting Services**

**Table 5.1: Key Parameters - Broadcasting & Cable TV Services**

S.No	Parameter	Jun-24	Sep-24
1	Number of Private satellite TV channels permitted by the Ministry of Information and Broadcasting (MIB) for uplinking only/downlinking only/both uplinking and downlinking	912	912*
2	Number of Pay TV Channels as reported by broadcasters	362	362
3	Total number of Multi System Operators (MSOs), who have been granted Permanent Registration (for 10 years) by the Ministry of I&B for providing Cable TV services through Digital Addressable Systems	880	845#
4	Number of FM Radio Stations (excluding All India Radio)	388	388
5	Number of pay DTH Operators	4	4
6	Number of existing cities with operational FM Radio channels (excluding All India Radio)	113	113
7	Number of Operational Community Radio Stations	499	513
8	Number of total active Subscribers with pay DTH operators (in million)	62.17	59.91

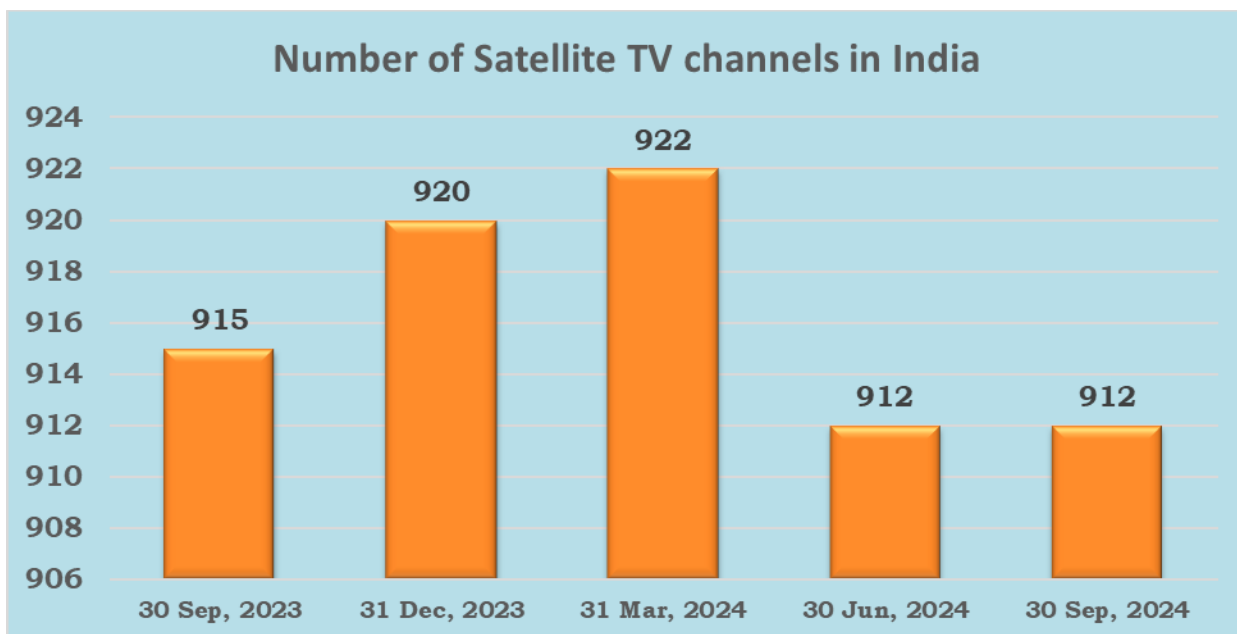
\* <https://new.broadcastseva.gov.in/digigov-portal-web-app/webHP?requestType=ApplicationRH&actionVal=userInformationSystem&screenId=2>

# Source- [https://mib.gov.in/all\\_broadcasting\\_documents](https://mib.gov.in/all_broadcasting_documents)

## A. Satellite TV Channels

5.1 A total of approximately 912 private satellite TV channels have been permitted by the Ministry of Information and Broadcasting (MIB) for uplinking only/downlinking only/both uplinking & downlinking. The total number of satellite TV channels is depicted in **Chart 5.1**. Further, the permission-wise number of permitted satellite TV channels is given in the **Table 5.2**.

**Chart5.1- : Number of Satellite TV channels in India**



Source: Ministry of I&B (broadcastseva.gov.in)

**Table 5.2: Permission-wise number of permitted satellite TV channels**

Type of Permission	Number of channels	Remarks
Uplinking only	10	TV channels uplinked from India but downlinked abroad only
Downlinking only	64	TV channels uplinked from abroad but downlinked only in India
Both Uplinking & downlinking	838	TV channels uplinked from India and also downlinked only in India
<b>Total</b>	<b>912</b>	

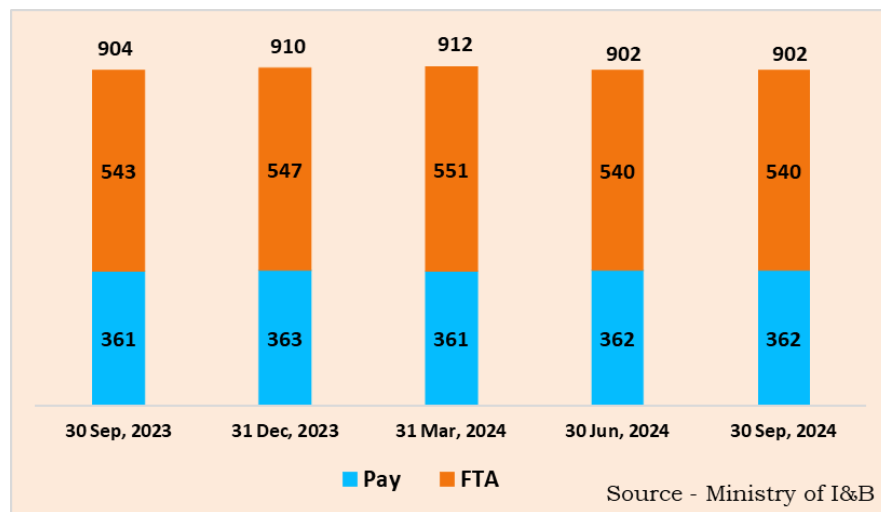
Out of 912 permitted satellite TV channels, 902 channels are available for downlinking in India.

### **Pay TV Channels**

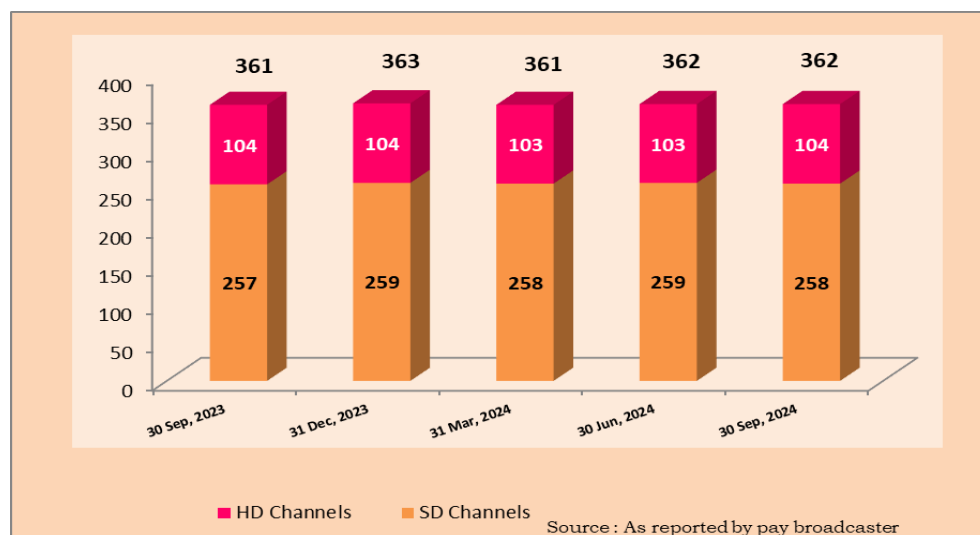
5.2 As per the reporting done by broadcasters in pursuance of the Tariff Order dated 3<sup>rd</sup> March 2017 as amended, out of 902 permitted satellite TV channels that are available for downlinking in India, there are 362 satellite pay TV channels as on 30<sup>th</sup> September 2024. Out of 362 pay channels, 258 are SD satellite pay TV channels and 104 are HD satellite

pay TV channels. A list of pay TV channels offered by broadcasters for subscribers as reported to TRAI is attached as **Annexure-5.1**. Apart from these pay channels reported to TRAI, all other channels, available for downlinking in India, are considered as Free to Air (FTA) channels. **Chart-5.2** depicts total number of Pay satellite TV channels and FTA satellite TV channels available for downlinking in India during last one year. **Chart-5.3** depicts total number of SD satellite Pay TV channels and HD satellite Pay TV channels during last one year.

**Chart5.2: Number of Pay and FTA channels available for downlinking in India**



**Chart 5.3 : Numbers of SD satellite pay TV channels and HD satellite pay TV channels**



**Table 5.3: Price-Range wise Analysis of Pay Channels as reported by the broadcaster to TRAI**

<b>Price range</b>	<b>Number of SD channels</b>	<b>Number of HD channels</b>
Less than 1	62	--
1 to 5	88	13
5 to 12	49	22
12 to 15	06	03
15 to 19	10	07
19	42	54
>19	01	05
<b>Total</b>	<b>258</b>	<b>104</b>

**Table 5.4: Genre wise Analysis of Pay Channels**

<b>S.No</b>	<b>Genre</b>	<b>Number of channels</b>
1	General Entertainment	115
2	Movies	72
3	News and Current Affairs	66
4	Sports	33
5	Kids	24
6	Infotainment	25
7	Music	22
8	Devotional	04
9	Miscellaneous	01
	<b>Total</b>	<b>362</b>

**Table 5.5: Broadcaster wise number of pay channels as reported to TRAI**

<b>S.No</b>	<b>Name of Broadcaster</b>	<b>Number of channel(s)</b>
1	Star India Private Limited	64
2	Zee Entertainment Enterprises Limited	49
3	Viacom 18 Media Private Limited	39
4	SUN TV Network Limited	31
5	Culver Max Entertainment Private Limited	22
6	TV 18 Broadcast Limited	19
7	Eenadu Television Private Limited	14
8	Zee Media Corporation Limited	16
9	Discovery Communications India	14
10	Bennett, Coleman & Company Limited	12
11	Disney Broadcasting (India) Limited	7
12	NGC Network (India) Pvt Limited	6
13	IN 10 Media Private Limited	6
14	Kalaighar TV Pvt Limited	5
15	Mavis Satcom Limited	4
16	Raj Television Network Limited	6
17	Polimer Media Private Limited	1
18	Tarang Broadcasting Company Limited	4
19	TV Today Network Limited	4
20	Warner Media India Private Limited	4
21	Celebrities Management Pvt Limited	3
22	New Delhi Television Limited	3
23	Sarthak Music Private Limited	3
24	Silverstar Communications Limited	3
25	AETN 18 Media Pvt Limited	2
26	Bangla Entertainment Private Limited	2
27	BBC Global News India Private Limited	2
28	MSM World Wide Factual Media Private Limited	2
29	Media World Wide Limited	2
30	CSL Info Media Private Limited	1
31	Direct New Private Limited	2
32	Fame Media Private Limited	1
33	Greycells18 Media Limited	1
34	IBN Lokmat News Private Ltd	1
35	Information TV Private Limited	1
36	Lifestyle and Media Broadcasting Limited	1
37	Odisha Television Limited	1
38	Sidharth Broadcasting Private Limited	1
39	Suryansh Broadcasting Private Limited	1
40	Zee Akaash News Private Limited	1
41	Zoom Entertainment Network Limited	1
	<b>Total</b>	<b>362</b>



## B. Cable TV Sector

5.3 There are 845 MSOs and 1 HITS operator registered with MIB as on 30.09.2024. As per the data reported by MSOs and HITS operator, as on 30<sup>th</sup> September 2024, there are 11 MSOs & 1 HITS operator who have subscriber base greater than one million. A list of such major MSOs and HITS operators is attached as **Annexure 5.2**. Details of subscriber base of major MSO and HITS Operators (greater than one million) are given in following **Table 5.6:** -

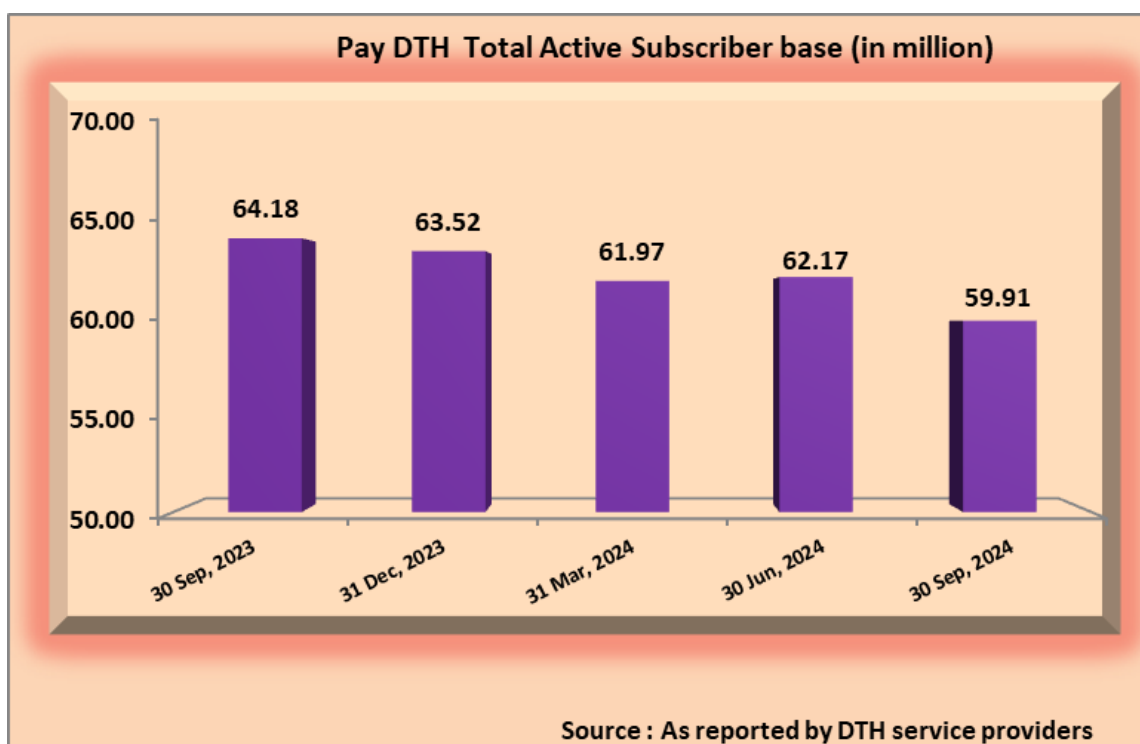
**Table 5.6: Subscriber base of major MSOs/HITS operators at the end of September, 2024 (more than one million subscribers)**

Sl. No.	Name of the operator	Total Active Subscriber Base (includes subscribers who have been inactive or temporarily suspended for not more than last 90 days)
1	GTPL Hathway	89,74,192
2	Hathway Digital Ltd.	51,74,077
3	Siti Networks Ltd.	48,10,710
4	Thamigzha Cable TV Communication Ltd.	38,03,451
5	Kerala Communicators Cable Ltd	36,48,628
6	Den Networks Ltd.	32,52,764
7	NXT Digital Ltd. (HITS operator)	24,39,067
8	KAL Cables	19,50,373
9	VK Digital	15,60,585
10	Tamil Nadu Arasu Cable TV	14,78,718
11	Fastway Transmission Pvt. Ltd	13,15,751
12	NXT Digital Ltd	12,33,233

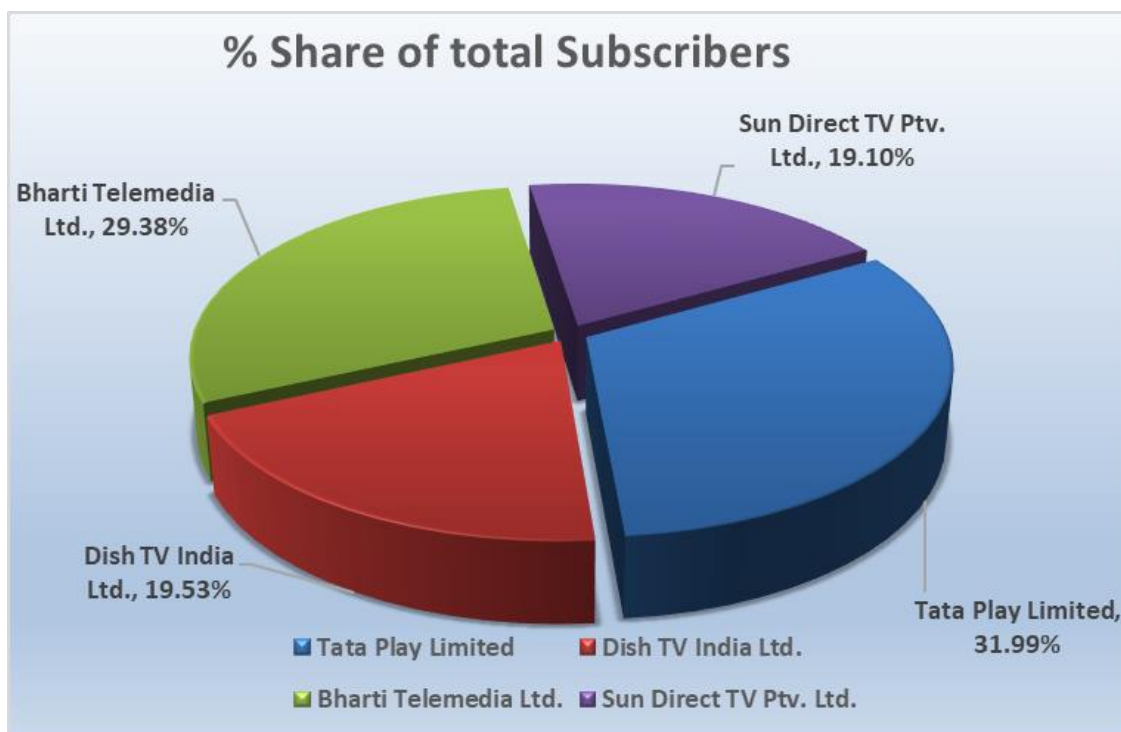
### C. Direct-to-Home (DTH) Sector

- 5.4 During the quarter ending 30<sup>th</sup> September 2024, there are 4 pay DTH service providers. A list of DTH Operators is attached as **Annexure 5.3**.
- 5.5 Pay DTH has attained total active subscriber base of around 59.91 million. This is in addition to the subscribers of the DD Free Dish (free DTH services of Doordarshan). The total active subscriber base has decreased from 62.17 million in June 2024 to 59.91 million in September 2024.
- 5.6 Quarterly growth in the DTH sector in terms of the total active subscriber base and market share of DTH operators in terms of percentage of total active subscribers during the quarter ending 30<sup>th</sup> September, 2024 is depicted in the following charts: -

**Chart 5.4: - Total active subscriber base of pay DTH sector (in millions)**



**Chart 5.5 : Market share of DTH Operators**



Source : As reported by DTH service providers

#### **D. IPTV**

At present, as per the reported subscriber figures, the details in respect of IPTV operators who are operational is as under: -

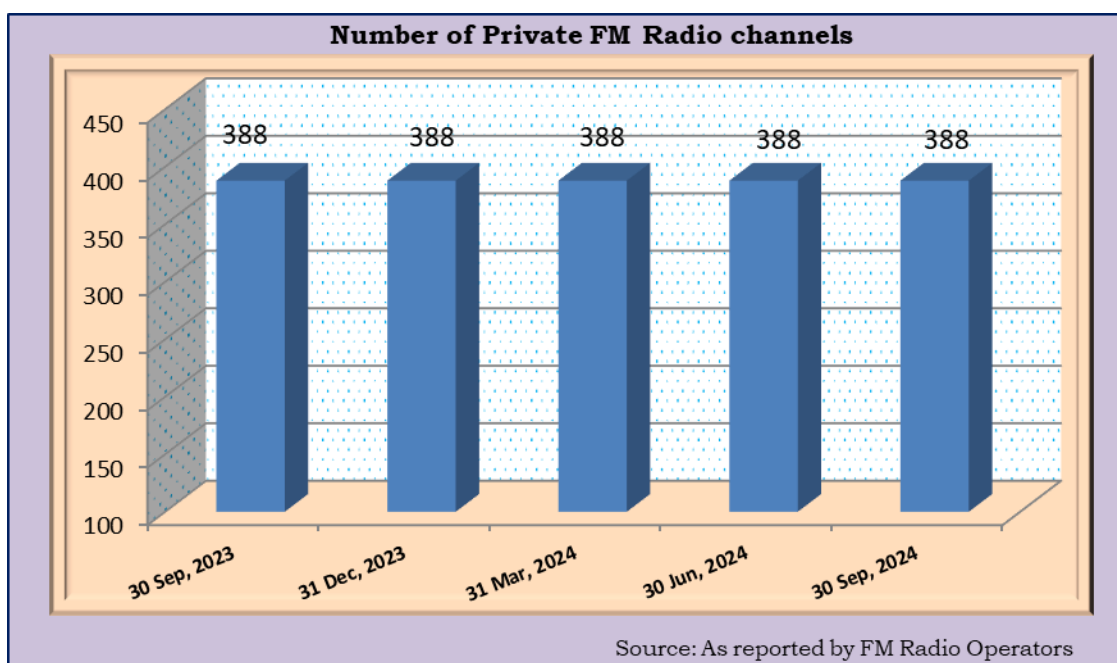
<b>S.No.</b>	<b>Name of IPTV Operator</b>	<b>Total Active Subscriber Base as on Sep 2024</b>
1.	M/s Andhra Pradesh State Fibernet Ltd (APSFL)	5,34,643
2.	M/s City Online Media Pvt. Ltd	8,189
3.	M/s Wi-bro Solutions Pvt. Ltd	1,253
4.	M/s E2 Info Solutions	1,919
5.	M/s V.K. Digital Network Pvt. Ltd	690
6.	M/s Meghbela Cable & Broadband Service Pvt. Ltd.	159
7.	M/s Hathway Digital Ltd.	143

A list of IPTV Operators is attached as **Annexure 5.4.**

## E. FM Radio Services

5.7 Apart from the radio channels operated by All India Radio – the public broadcaster, as per the data reported by FM Radio operators to TRAI, as on 30<sup>th</sup> September 2024, there are 388 operational private FM Radio channels in 113 cities operated by 36 private FM Radio operators. As compared to the previous quarter, there is no change in the number of operational private FM Radio channels, cities and FM Radio operators. A list of 113 existing cities with operational private FM radio channels in India, as on 30<sup>th</sup> September, 2024 is attached at **Annexure 5.5**. The following **chart 5.6** depicts the quarterly growth in private FM Radio stations.

**Chart 5.6 : Number of Private FM Radio channels**

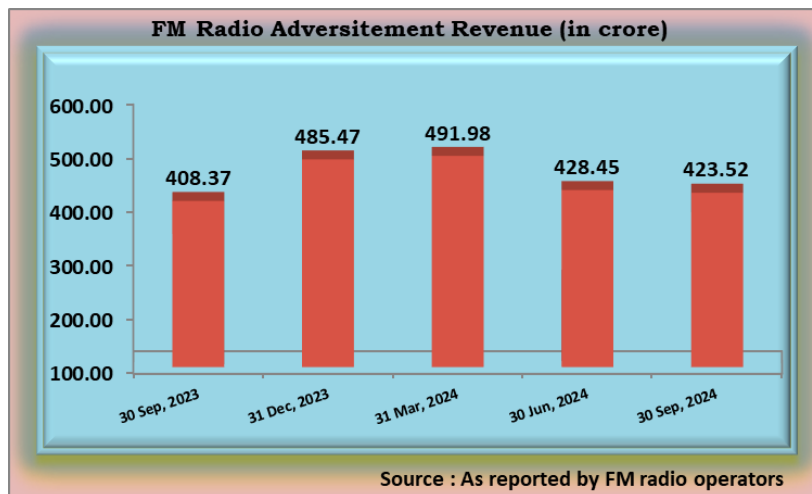


**Table 5.7: FM Radio operators in terms of number of FM Radio channels they possess.**

<b>S.No.</b>	<b>Name of FM Operator</b>	<b>Number of Channels</b>
1	Entertainment Network (India) Limited	73
2	Reliance Broadcast Network Limited	58
3	Music Broadcast Limited (MBL)	39
4	South Asia FM Limited	35
5	D B Corp Limited (Radio Division)	30
6	KAL Radio Limited	24
7	Rajasthan Patrika Pvt. Ltd	18
8	HT Media Ltd	14
9	Sambhaav Media Limited	13
10	Malar Publications Ltd.	10
11	Skyline Radio Network	10
12	Next Radio Limited	7
13	The Mathrubhumi Printing & Publishing Co.	6
14	The Malayala Manorama Co. Ltd.	5
15	Purvy Broadcasting Pvt Ltd	5
16	Ushodaya Enterprises Pvt Ltd	4
17	Digital Radio (Delhi) Broadcasting Ltd	3
18	SUN TV Network Ltd	3
19	TV Today Network Limited	3
20	Abhijit Realtors & Infra P Ltd	3
21	Digital Radio (Mumbai) Broadcasting Ltd	2
22	India Radio Ventures Pvt. Ltd.	2
23	Eastern Media Ltd	2
24	Pudhari Publicattions Pvt. Ltd.	2
25	Neutral Publishing House Ltd	2
26	PCM Cement Concrete Pvt Ltd	2
27	JCL Infra Limited	4
28	Digital Radio (Kolkata) Broadcasting Ltd	1
29	Clear Media (India) Pvt Limited	1
30	Ananda Offset Pvt Ltd.	1
31	HT Music & Entertainment Company Ltd	1
32	Udaya FM Pvt. Ltd.	1
33	Sarthak Films Private Limited	1
34	ITM Software & Entertainment Pvt Ltd	1
35	Gwalior Farms Private Limited	1
36	Renderlive Films and Entertainment Pvt. Ltd	1
	<b>Total Number of Channels</b>	<b>388</b>

5.8 The advertisement revenue reported by FM Radio operators during quarter ending 30<sup>th</sup> September 2024 in respect of 388 private FM Radio channels is Rs 423.52 crore as against Rs 428.45 crore in respect of 388 private FM Radio channels for the previous quarter i.e. 30<sup>th</sup> June 2024.

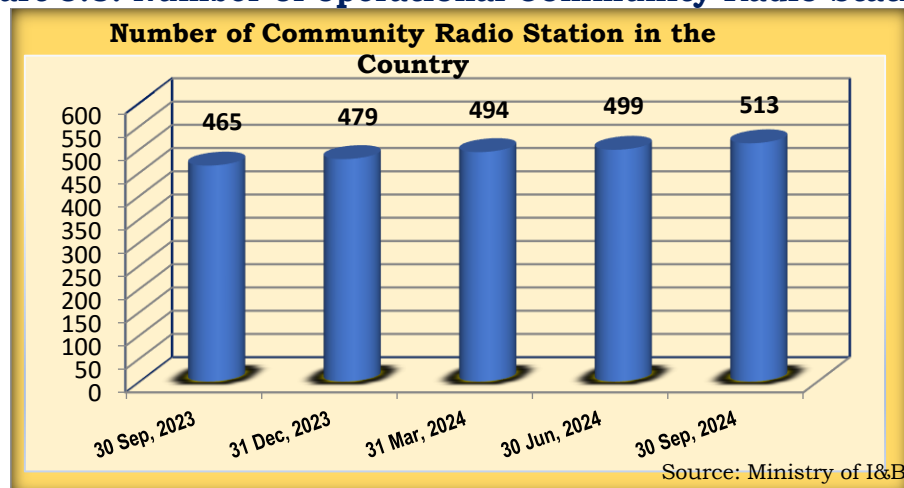
**Chart 5.7: Details of Advertisement Revenue submitted by the private FM Radio broadcasters**



## F. Community Radio

5.9 As on 30<sup>th</sup> September 2024, 513 Community Radio stations are operational. The quarterly growth in the number of operational community radio stations during last one year is depicted in the following **chart 5.8**.

**Chart 5.8: Number of operational Community Radio Stations**



# **ANNEXURE**

### Annexure 1.1: Wireless Subscriber Base

Service Area	Vodafone Idea		Bharti Airtel		Reliance Com.		BSNL		MTNL		Reliance Jio		Total		Net Additions
	Jun-24	Sep-24	Jun-24	Sep-24	Jun-24	Sep-24	Jun-24	Sep-24	Jun-24	Sep-24	Jun-24	Sep-24	Jun-24	Sep-24	
Andhra Pradesh	10689294	10,317,179	34108778	33,608,237			6279421	6,748,163			33070341	31,933,802	84,147,834	82,607,381	-1540453
Assam	1523045	1,471,300	11966802	11,754,115			2976580	2,963,211			10032509	9,796,756	26,498,936	25,985,382	-513554
Bihar	7651158	7,521,467	41485026	40,272,539			5201342	6,022,905			41820105	40,831,802	96,157,631	94,648,713	-1508918
Delhi	16594301	16,744,837	18306388	18,343,793	0	0			1684323	1,684,335	20464520	19,743,455	57,049,532	56,516,420	-533112
Gujarat	20379486	20,108,619	11944421	12,046,106	0	0	2679193	3,262,611			30661946	29,672,226	65,665,046	65,089,562	-575484
Haryana	6717606	6,599,715	7091863	7,041,795	0	0	4055837	4,090,143			8728108	8,417,076	26,593,414	26,148,729	-444685
Himachal Pradesh	392830	384,694	3595981	3,543,951	0	0	1513110	1,648,951			3326252	3,257,181	8,828,173	8,834,777	6604
Jammu & Kashmir	286760	270,706	6179394	6,101,622	0	0	778473	918,356			5170633	5,064,598	12,415,260	12,355,282	-59978
Karnataka	6468809	6,398,356	32470623	32,032,297	0	0	4120157	4,505,377			24446440	24,050,978	67,506,029	66,987,008	-519021
Kerala	13463485	13,240,071	8806722	8,765,522	0	0	8586971	8,705,813			11148150	10,777,151	42,005,328	41,488,557	-516771
Madhya Pradesh	15365624	14,826,930	16303993	16,194,135	0	0	4696704	5,103,966			44122953	44,011,162	80,489,274	80,136,193	-353081
Maharashtra	21905959	21,454,681	22077455	22,167,747	0	0	5676824	5,755,259			43684161	42,505,258	93,344,399	91,882,945	-1461454
Mumbai	10715322	10,719,976	10141827	10,037,605	0	0			230443	222,576	13248435	12,807,250	34,336,027	33,787,407	-548620
North East	725562	686,784	6363875	6,220,020	0	0	1,228,962	1,288,485			4417294	4,216,092	12,735,693	12,411,381	-324312
Orissa	1398255	1,405,342	11681370	11,713,511	0	0	5,326,387	5,514,987			15765603	15,446,786	34,171,615	34,080,626	-90989
Punjab	6411404	6,266,553	12593886	12,343,209	0	0	3,714,894	4,149,718			12250641	11,452,678	34,970,825	34,212,158	-758667
Rajasthan	10485204	9,785,029	23591034	23,013,606	0	0	5,523,352	5,607,144			27257245	26,359,937	66,856,835	64,765,716	-2091119
Tamil Nadu	15450255	15,145,802	29845231	29,721,923	0	0	7,511,615	8,028,135			25921142	24,888,813	78,728,243	77,784,673	-943570
UPIE	17104862	16,517,501	37400385	36,304,870	0	0	7,473,038	8,297,577			40853555	40,173,383	102,831,840	101,293,331	-1538509
UP(W)	15399180	14,998,895	19004620	18,783,592	0	0	4,747,091	5,286,252			24691463	23,803,581	63,842,354	62,872,320	-970034
Kolkata	5243235	5,124,382	5660644	5,446,548	0	0	1368962	1,520,952			10942648	10,674,262	23,215,489	22,766,144	-449345
West Bengal	12925151	12,465,704	18400179	18,025,740	0	0	2,310,124	2,681,800			24503076	23,895,866	58,138,530	57,069,110	-1069420
<b>Total</b>	<b>217,296,787</b>	<b>212,454,523</b>	<b>389,020,497</b>	<b>383,482,483</b>	-	-	<b>85,769,037</b>	<b>92,099,805</b>	<b>1,914,766</b>	<b>1,906,911</b>	<b>476,527,220</b>	<b>463,780,093</b>	<b>1,170,528,307</b>	<b>1,153,723,815</b>	<b>-16804492</b>



## Annexure 1.2: Wireline Subscriber Base

Sl. No	Service Area	Bharti Airtel		Reliance Com.		Quadrant		Tata Tele.		MTNL		BSNL		Vodafone Idea		Reliance Jio		VMIPL		APSFL		Total		Net Additions
		Jun-24	Sep-24	Jun-24	Sep-24	Jun-24	Sep-24	Jun-24	Sep-24	Jun-24	Sep-24	Jun-24	Sep-24	Jun-24	Sep-24	Jun-24	Sep-24	Jun-24	Sep-24	Jun-24	Sep-24	Jun-24	Sep-24	
1	Andhra Pradesh	674809	723908	18289	17170			249336	234891			537332	506357	105785	103875	1577091	1749696			639123	638206	3,801,765	3,974,103	172,338
2	Assam	36103	39859	0	0			0	0			91181	70,728	2520	2490	218465	255301					348,269	368,378	20,109
3	Bihar	245655	258670	9	9			10838	11747			161698	152,536	5440	5580	647653	764161					1,071,293	1,192,703	121,410
4	Delhi	2179646	2236608	16631	15388			219549	227897	984974	978856	-	0	83291	85658	1072567	1168499					4,556,658	4,712,906	156,248
5	Gujarat	287464	292293	2764	2644			180054	188433			297829	285282	108556	125691	805665	909464					1,682,332	1,803,807	121,475
6	Haryana	176167	183998	0	0			41300	41343			216521	222078	420	450	180871	230058					615,279	677,927	62,648
7	Himachal Pradesh	10405	12941	0	0			1460	1411			92709	89903	90	90	73585	85325					178,249	189,670	11,421
8	Jammu & Kashmir	120007	123864	0	0			0	0			68007	63224	30	30	236144	265160					424,188	452,278	28,090
9	Karnataka	1254991	1257367	16033	15958			436551	464580			512644	504471	153310	161675	1098347	1218227					3,471,876	3,622,278	150,402
10	Kerala	109484	114885	2962	2752			18094	17629			1075167	1069418	6510	6920	349902	392144					1,562,119	1,603,748	41,629
11	Madhya Pradesh	568274	555411	5	5			48187	47797			237419	230307	69130	74805	897176	1029004					1,820,191	1,937,329	117,138
12	Maharashtra	518198	536297	7650	7351			224176	222847			541901	493343	20146	20381	408507	543588					1,720,578	1,823,807	103,229
13	Mumbai	617385	627589	35423	34532			608967	624490	1,161,040	1094084	3561	3800	179134	184594	951699	1006554					3,557,209	3,575,643	18,434
14	North East	0	0	0	0			0	0			65163	60258	510	510	205437	228400					271,110	289,168	18,058
15	Orissa	59873	62017	4	4			12386	16196			143573	135024	3770	3700	309960	356010					529,566	572,951	43,385
16	Punjab	302202	314952	1847	1842	377,810	355738	16389	15437			509732	515841	1590	1560	460747	557717	67994	64096			1,738,311	1,827,183	88,872
17	Rajasthan	283566	303966	3331	3085			24009	24184			250863	242958	11885	14145	503211	593117					1,076,865	1,181,455	104,590
18	Tamil Nadu	936696	962649	14561	13340			133487	137201			899803	852627	34215	35115	974639	1066231					2,993,401	3,067,163	73,762
19	U.P.(E)	233680	243390	32	27			11600	12749			118866	106322	17350	17770	644627	768135					1,026,155	1,148,393	122,238
20	U.P.(W)	170502	193474	8	8			7314	6943			171199	159535	4111	4151	711137	824699					1,064,271	1,188,810	124,539
21	Kolkata	207732	209332	4430	3637			64267	64624			182190	181589	15500	15430	568075	622894					1,042,194	1,097,506	55,312
22	West Bengal	60938	68959	26	22			2685	2572			191981	188157	150	150	300296	365217					556,076	625,077	69,001
	<b>Total</b>	<b>9,053,777</b>	<b>9,322,429</b>	<b>124,005</b>	<b>117,774</b>	<b>377,810</b>	<b>355,738</b>	<b>2,310,649</b>	<b>2,362,971</b>	<b>2,146,014</b>	<b>2,072,940</b>	<b>6,369,339</b>	<b>6,133,758</b>	<b>823,443</b>	<b>864,770</b>	<b>13,195,801</b>	<b>14,999,601</b>	<b>67,994</b>	<b>64,096</b>	<b>639,123</b>	<b>638,206</b>	<b>35,107,955</b>	<b>36,932,283</b>	<b>1,824,328</b>

### Annexure 1.3: Service Area and Service Provider-wise details of PCOs

Sl. No.	Name of Telecom Service Area	Service Provider	Number of PCOs as on 30.06.2024	Number of PCOs as on 30.09.2024	Net PCO increase/decrease as on 30.09.2024	Percentage Growth/Decline as on 30.09.2024
1	Andhra Pradesh	Bharat Sanchar Nigam Limited	2072	1,640	-432	-20.85%
2	Assam	Bharat Sanchar Nigam Limited	302	2	-300	-99.34%
3	Bihar	Bharat Sanchar Nigam Limited	29	0	-29	-100.00%
4	Delhi	MTNL	891	803	-88	-9.88%
5	Gujarat	Bharat Sanchar Nigam Limited	1200	1,036	-164	-13.67%
6	Haryana	Bharat Sanchar Nigam Limited	37	7	-30	-81.08%
7	Himachal Pradesh	Bharat Sanchar Nigam Limited	5	0	-5	-100.00%
8	Jammu & Kashmir	Bharat Sanchar Nigam Limited	72	63	-9	-12.50%
9	Karnataka *	Bharat Sanchar Nigam Limited	1429	1,361	-68	-4.76%
10	Kerala	Bharat Sanchar Nigam Limited	2089	1,988	-101	-4.83%
11	Kolkata	Bharat Sanchar Nigam Limited	392	382	-10	-2.55%
12	Madhya Pradesh	Bharat Sanchar Nigam Limited	406	403	-3	-0.74%
13	Maharashtra	Bharat Sanchar Nigam Limited	948	948	0	0.00%
14	Mumbai	MTNL	3483	3,119	-364	-10.45%
15	North East	Bharat Sanchar Nigam Limited	135	41	-94	-69.63%
16	Odisha	Bharat Sanchar Nigam Limited	0	0	0	0.00%
17	Punjab	Bharat Sanchar Nigam Limited	237	66	-171	-72.15%
		Quadrant Televentures Ltd.	266	253	-13	-4.89%
18	Rajasthan	Bharat Sanchar Nigam Limited	40	40	0	0.00%
19	TN including Chennai	Bharat Sanchar Nigam Limited	3114	2,969	-145	-4.66%
20	UP - East	Bharat Sanchar Nigam Limited	352	4	-348	-98.86%
21	UP - West	Bharat Sanchar Nigam Limited	445	238	-207	-46.52%
22	West Bengal	Bharat Sanchar Nigam Limited	11	11	0	0.00%
	<b>Total</b>		<b>17955</b>	<b>15,374</b>	<b>-2581</b>	<b>-14.37%</b>
	<b>Total (In Lakhs)</b>		<b>0.18</b>	<b>0.15</b>	<b>-0.026</b>	<b>-14.37%</b>

**Annexure 1.4: Service Area and Service Provider wise details of Village Public Telephones (VPTs)**

S.NO	Name of Telecom Service Area	Service Provider	Number of VPTs as on 30.06.2022	VPT Rural	VPT Urban	Number of VPTs as on 30.09.2024	Net VPTs increase/decrease as on	Percentage Growth/Decline as on
1	Andhra Pradesh	BSNL	2896	2,896	0	2,896	0	0.00%
2	Assam	BSNL	105	105	0	105	0	0.00%
3	Bihar	BSNL	6114	6,114	0	6,114	0	0.00%
4	Delhi	BSNL						
5	Gujarat	BSNL	5278	5,278	0	5,278	0	0.00%
6	Haryana	BSNL	462	462	0	462	0	0.00%
7	Himachal Pradesh	BSNL	1875	1,875	0	1,875	0	0.00%
8	Jammu & Kashmir	BSNL	810	810	0	810	0	0.00%
9	Karnataka	BSNL	3656	3,656	0	3,656	0	0.00%
10	Kerala	BSNL	331	331	0	331	0	0.00%
11	Kolkata	BSNL	130	130	0	130	0	0.00%
12	Madhya Pradesh	BSNL	10100	10,100	0	10,100	0	0.00%
13	Maharashtra	BSNL	7846	7,846	0	7,846	0	0.00%
14	Mumbai	BSNL						
15	North East	BSNL	1182	1,182	0	1,182	0	0.00%
16	Odisha	BSNL	1554	1,554	0	1,554	0	0.00%
17	Punjab	BSNL	4493	4,493	0	4,493	0	0.00%
18	Rajasthan	BSNL						
19	TN including Chennai	BSNL	5478	5,478	0	5,478	0	0.00%
20	UP - East	BSNL	568	568	0	568	0	0.00%
21	UP - West	BSNL	3758	3,758	0	3,758	0	0.00%
22	West Bengal	BSNL	11970	11,970	0	11,970	0	0.00%
	<b>Total</b>		<b>68606</b>			<b>68,606</b>	<b>0</b>	<b>0.00%</b>
	<b>Total (In Lakh)</b>		<b>0.69</b>			<b>0.69</b>	<b>0.00</b>	<b>0.00%</b>

**Annexure 1.5: Internet Service Provider (ISP) wise Internet Subscriber base as on 30.09.2024**

<b>S. No.</b>	<b>Name of Service Provider</b>	<b>Narrowband</b>	<b>Broadband</b>	<b>Total</b>
1	Reliance Jio Infocomm Ltd	0	477943708	477943708
2	Bharti Airtel Ltd.	15190246	285169638	300359884
3	Vodafone Idea Ltd	8533548	126360862	134894410
4	Bharat Sanchar Nigam Ltd.	3366134	37728821	41094955
5	Atria Convergence Technologies Limited	0	2269798	2269798
6	Kerala Vision Broadband Ltd.	0	1223235	1223235
7	Hathway Cable And Datacom Limited	0	1090387	1090387
8	ONEOTT iNTERTAINMENT LIMITED	0	1038145	1038145
9	Excitel Broadband Private Limited	0	971212	971212
10	GTPL Broadband Pvt. Ltd.	0	787050	787050
11	Netplus Broadband Services Pvt. Ltd	0	745106	745106
12	RailTel Corporation of India Ltd.	0	569232	569232
13	ALLIANCE BROADBAND SERVICES PVT. LTD.	0	554260	554260
14	Andhra Pradesh State Fiber Net Limited	0	532896	532896
15	Tata Play Broadband Private Limited	0	502190	502190
16	Asianet Satellite Communications Ltd.	0	456772	456772
17	Mahanagar Telephone Nigam Limited	11335	392401	403736
18	Intech Online Pvt. Ltd.	0	332407	332407
19	Blue Lotus Support Services Pvt Ltd. formerly Limras Eronet Broadband Service Pvt Ltd	0	303759	303759
20	Pioneer eLabs Limited	0	281887	281887
21	Quadrant Televentures Ltd.	63	264095	264158
22	Tikona Infinet Ltd.	0	204292	204292
23	ANONET COMMUNICATIONS PVT LTD Erstwhile Ani Broadband Service Pvt. Ltd.	0	193329	193329
24	GTPL KCBPL Broadband Private Limited	0	160994	160994
25	YOU Broadband India Ltd.	80	141535	141615
26	Antariksh Softech Private Limited	0	128111	128111
27	Indinet Service Pvt. Ltd.	0	128046	128046
28	EXTRANET SUPPORTS PRIVATE LIMITED erstwhile known as Dwan Supports Pvt. Ltd.	0	127253	127253
29	Wish Net Pvt. Ltd.	0	126651	126651
30	Excell Media Pvt. Ltd.	0	124806	124806
31	Siti Broadband Services Pvt. Limited	0	114925	114925
32	Airnet Cable and Datacom Pvt. Ltd.	0	113587	113587
33	Vortex Netsol Pvt. Ltd.	0	92640	92640

<b>S. No.</b>	<b>Name of Service Provider</b>	<b>Narrowband</b>	<b>Broadband</b>	<b>Total</b>
34	Thamizhaga Internet Communication Pvt Ltd	0	85169	85169
35	Five Network Solution (India) Ltd.	0	84730	84730
36	Ishan Netsol Pvt. Ltd.	0	84366	84366
37	Microscan Infocommtech Private Limited	0	83195	83195
38	Fusionnet Web Services Pvt Ltd	0	81059	81059
39	Triple Play Broadband Pvt Ltd	0	71875	71875
40	IBUS VIRTUAL NETWORK SERVICES PRIVATE LIMITED	0	68664	68664
41	K Net Solutions Pvt. Ltd.	0	66640	66640
42	Aerpace Communications Pvt Ltd	0	56923	56923
43	ADN Broadband Private Limited	0	49990	49990
44	DEN Broadband Limited	0	49935	49935
45	Radinet Info Solutions Pvt. Ltd.	0	47029	47029
46	Snet Networks Pvt. Ltd.	0	41932	41932
47	DNA Infotel Pvt. Ltd.	0	41555	41555
48	Ethernet Xpress(I) Pvt. Ltd.	0	40434	40434
49	Juweriyah Networks Pvt. Ltd.	0	40278	40278
50	Instanet Technologies Pvt. Ltd.	0	39893	39893
51	INFOCUS NETWORKS Pvt Ltd.	0	39266	39266
52	Readylink Internet Services Limited	0	38499	38499
53	Meghbela Cable & Broadband Servies (P) Ltd	0	37722	37722
54	WAVE FIBER PRIVATE LIMITED (Formerly Coastal Broadband and Online Services Pvt. Ltd.)	0	37698	37698
55	Gazon Communications India Limited	0	36671	36671
56	Nuron Networks India Private Limited	0	33618	33618
57	Kerala Fibre Optic Network Limited	0	33442	33442
58	Deshkal Network Pvt. Ltd.	0	30264	30264
59	HYOSEC SOLUTIONS Pvt. Ltd.	0	29273	29273
60	Navkar Supertech pvt Ltd	0	29200	29200
61	Multicraft Digital Technologies Private Limited	0	28195	28195
62	VORTEX INFOCOM PRIVATE LIMITED	0	26822	26822
63	Digital Networks Associates Pvt. Ltd.	0	25600	25600
64	Candor Infosolution Pvt. Ltd.	0	24680	24680
65	Tachyon Communications Private Limited	0	24054	24054
66	Tata Teleservices Limited	27	23180	23207
67	Tata Teleservices(Maharashtra) Ltd.	27	23180	23207
68	D-ATUM Vilcom Private Limited	0	22936	22936
69	Spiderlink Networks Pvt. Ltd.	0	22533	22533
70	Airfiber Networks Pvt. Ltd.	0	22483	22483

<b>S. No.</b>	<b>Name of Service Provider</b>	<b>Narrowband</b>	<b>Broadband</b>	<b>Total</b>
71	Sristisanchar Webnet Limited	0	21663	21663
72	Shyam Spectra Private Limited	0	19712	19712
73	Genstar Network Solutions Pvt. Ltd.	0	19197	19197
74	Charotar Telelink Pvt. Ltd..	0	19017	19017
75	SRI SAI COMMUNICATION AND INTERNET PRIVATE LIMITED	0	18685	18685
76	Five Internet Solutions Pvt. Ltd.	0	18526	18526
77	KINGS BROADBAND PVT LTD. (UL-ISP)	0	17869	17869
78	Honeycomb Telnet Private Limited	0	17772	17772
79	Fibervalley Communications Pvt. Ltd.	0	17579	17579
80	SIKKA BROADBAND PRIVATE LIMITED	0	17494	17494
81	QUEST CONSULTANCY PVT LTD	0	17129	17129
82	Weebo Networks Pvt Ltd.	0	15467	15467
83	AT Broadband Pvt. Ltd.	0	15370	15370
84	Yashash Cable Network (Pvt.) Ltd	0	14715	14715
85	Rajesh Digital & DataCom Pvt. Ltd.	0	13834	13834
86	R.G. Technosolutions Pvt. Ltd.	0	13798	13798
87	WEONE BROADBAND PRIVATE LIMITED	0	13510	13510
88	RI Networks Pvt Ltd	0	13374	13374
89	Pacenet Meghbela Broadband Pvt.Ltd.	0	12854	12854
90	Five Net Service Provider Pvt. Ltd.	0	12800	12800
91	Sancfil Technologies Internet Services Pvt. Ltd.	0	12613	12613
92	WAN AND LAN INTERNET PRIVATE LIMITED	0	12482	12482
93	Paradise Telecom Pvt. Ltd.	0	11743	11743
94	DL GTPL Broadband Pvt. Ltd.	0	11612	11612
95	Alegra Communication Pvt Ltd	0	11463	11463
96	Rural Broadband Pvt. Ltd.	0	11356	11356
97	VIJAYALAKSHMI NET SERVICES PRIVATE LIMITED	0	11167	11167
98	Vainavi Industries Limited	0	11049	11049
99	Siliguri Internet & Cable TV Pvt. Ltd.	0	10549	10549
100	INFONET COMM ENTERPRISES PVT LTD	50	10476	10526
101	Shine Communications Pvt. Ltd.	0	10312	10312
102	Specific Net Pvt. Ltd	0	10127	10127
103	Esto Broadband Pvt. Ltd.	0	10006	10006
104	Angel Air Network Solutions Pvt. Ltd.	0	9920	9920
105	SDH Network Pvt. Ltd.	0	9915	9915
106	Net 9 Fibernet Pvt Ltd	0	9821	9821
107	Apple Broadband Services Pvt. Ltd.	0	9795	9795
108	NORTH EAST DATAA NETWORK PRIVATE LIMITED	0	9690	9690

<b>S. No.</b>	<b>Name of Service Provider</b>	<b>Narrowband</b>	<b>Broadband</b>	<b>Total</b>
109	FUTURE CONNECT BROADBAND Pvt Ltd.	0	9555	9555
110	Mangaluru Broadband Network Pvt Ltd	0	9535	9535
111	City Online Services Ltd.	0	9321	9321
112	NEXTGEN BROADBAND PRIVATE LIMITED	0	9284	9284
113	Vizag Broad Casting Company Pvt. Ltd.	0	9169	9169
114	Lalat Internet Service Private Limited	0	9148	9148
115	APNA TELELINK PVT. LTD.	0	9030	9030
116	Tata Communications Limited	115	8876	8991
117	Aeronet online services private limited	0	8978	8978
118	Country Online Services Pvt. Ltd.	0	8786	8786
119	Vortex Infoway Private Limited	0	8561	8561
120	QUALITY BROADBAND PRIVATE LIMITED	0	8416	8416
121	TJ BROADBAND NETWORK PVT LTD	0	7870	7870
122	FIBERX NETWORKS PRIVATE LIMITED (Erstwhile Known as Signum Digital Networks Pvt. Ltd)	0	7791	7791
123	RAINBOW COMMUNICATIONS INDIA PRIVATE LIMITED	0	7729	7729
124	Cityzone Infonet Pvt. Ltd.	0	7705	7705
125	Multinet (Udaipur) Pvt. Ltd.	0	7595	7595
126	Orange Infocom PVT.LTD	0	7565	7565
127	WSNS PVT. LTD.	0	7563	7563
128	Cityline Networks Pvt Ltd	0	7472	7472
129	Shree Omkar Infocomm Pvt Ltd	0	7390	7390
130	Gigaline Teleservices (OPC) Pvt. Ltd	0	7336	7336
131	FOXTEL TELECOMMUNICATIONS PVT LTD	0	7325	7325
132	Prisac Aviation Technologies Pvt. Ltd.	0	7071	7071
133	Rapid Telecom India Pvt. Ltd.	0	7000	7000
134	SSCN Pvt. Ltd.	0	6758	6758
135	Inet Fiber India Pvt. Ltd	0	6687	6687
136	Elxer Communications (P)Ltd.	0	6602	6602
137	Praction Networks Private Limited	0	6570	6570
138	SANCHAR TELENETWORK PVT LTD	0	6515	6515
139	7 Star Cablenet Pvt. Ltd	0	6454	6454
140	SNS Internet Services Pvt. Ltd.	0	6439	6439
141	Patel Internet Pvt. Ltd.	0	6324	6324
142	S S Netcom Pvt. Ltd.	0	6162	6162
143	SATELLITE NETCOM PRIVATE LIMITED	0	6140	6140
144	Falconet Internet Pvt Ltd	0	6111	6111
145	Dsouza Infotainment Pvt. Ltd.	0	6100	6100

<b>S. No.</b>	<b>Name of Service Provider</b>	<b>Narrowband</b>	<b>Broadband</b>	<b>Total</b>
146	ARKTEL NETWORKS PVT LTD	0	6087	6087
147	DEEPNET BROADBAND PRIVATE LIMITED	0	6007	6007
148	Southern Online Bio Technologies Ltd.	0	5971	5971
149	BELL TELE SERVICES INDIA PRIVATE LIMITED	0	5799	5799
150	ADN K NET FIBER PRIVATE LIMITED	0	5736	5736
151	Skymax Broadband Services Pvt. Ltd.	0	5730	5730
152	LM Energy and Software Pvt. Ltd.	0	5708	5708
153	HIGHTECH BROADBAND SERVICES PVT. LTD	0	5450	5450
154	OM-ASHA Net Pvt. Ltd.	0	5339	5339
155	Sify Technologies Ltd.	226	5044	5270
156	Sundaram Broadband Pvt Ltd	0	5206	5206
157	Wefe Technology Pvt. Ltd.	0	5203	5203
158	GEOCITY NETWORK SOLUTIONS PVT. LTD.	0	5198	5198
159	Airgenie Communications Pvt. Ltd.	0	5088	5088
160	HIGHTEC NETWORK SOLUTIONS (OPC) PRIVATE LIMITED	0	4953	4953
161	NETRUN TECHNOLOGIES PVT LTD	0	4704	4704
162	Spherebox Internet Services Private Limited	0	4698	4698
163	SMARTLINK SOLUTIONS PVT LTD	0	4687	4687
164	Symbios Creations Pvt. Ltd.	0	4487	4487
165	Siti vision Data Solutions Pvt Ltd	0	4288	4288
166	EM-CYBER SPACE SERVICES PVT LTD	0	4264	4264
167	Siddhant Broadband Pvt. Ltd.	0	4164	4164
168	FIBRE AIR SERVICES Pvt Ltd.	0	4121	4121
169	Speednet Unique Network Pvt. Ltd.	0	4053	4053
170	Vibhuti Networks Pvt. Ltd.	0	4035	4035
171	Kumar Cable Digital Network Pvt. Ltd.	0	4030	4030
172	INRI COMMUNICATIONS PVT LTD	0	3981	3981
173	HYFY Giga Fiber Pvt. Ltd.	0	3940	3940
174	delDSL Internet Pvt Ltd	0	3801	3801
175	Nirav Infoway Pvt. Ltd	0	3798	3798
176	MicroNet Gigafiber Pvt Ltd	0	3780	3780
177	BHORER ALO CABLE AND BROADBAND PRIVATE LIMITED (VNO)	0	3729	3729
178	NEHA INFONET PVT LTD.	0	3693	3693
179	World Fibernet Private Ltd	0	3600	3600
180	Prathamesh Broadband Pvt. Ltd	0	3569	3569
181	STN INFOTECH PVT. LTD.	0	3544	3544



<b>S. No.</b>	<b>Name of Service Provider</b>	<b>Narrowband</b>	<b>Broadband</b>	<b>Total</b>
182	BHIMA RIDDHI BROADBAND PRIVATE LIMITED	0	3493	3493
183	SONALI INTERNET SERVICES PVT. LTD.	0	3473	3473
184	Pegasuswave Private Limited	0	3428	3428
185	A.S.C.S.C. DIGITAL PRIVATE LIMITED	0	3394	3394
186	Deenet Services Pvt Ltd	0	3365	3365
187	Mukand Infotel Pvt. Ltd.	0	3335	3335
188	Kappa Internet Services Pvt. Ltd.	0	3300	3300
189	Krishinet Infocom Pvt. Ltd.	0	3299	3299
190	Nuron Communications Private Limited	0	3269	3269
191	VENKATA SAI INTERNET PRIVATE LIMITED	0	3244	3244
192	INSPITELESOLUTIONS PRIVATE LIMITED	0	3192	3192
193	Net Access Internet India Private Limited	0	3182	3182
194	AS Broadband Pvt. Ltd	0	3159	3159
195	Netfox Networks Private Limited	0	3130	3130
196	NGC Broadband Pvt. Ltd.	0	3111	3111
197	OM SHIV SAI INTERNET SERVICE (OPC) PVT. LTD	0	3060	3060
198	Flashcom Network Pvt. Ltd.	0	3001	3001
199	Suntech Sanchar Private Limited	0	3000	3000
200	ZYETEK TELECOM PRIVATE LIMITED	0	2989	2989
201	SATHYA WEBSERVICES PRIVATE LIMITED	0	2945	2945
202	TAJ BROADBAND PVT. LTD.	0	2917	2917
203	Renu Giga Fiber Pvt. Ltd.	0	2904	2904
204	MEGAPRIME NETWORK PRIVATE LIMITED	0	2898	2898
205	DREAMLINK TECHNOLOGIES PVT LTD	0	2894	2894
206	GNANA 11 COMMUNICATION PVT LTD	0	2885	2885
207	Fttx Broadband Pvt. Ltd.	0	2870	2870
208	Foxcell Communications Pvt. Ltd.	0	2823	2823
209	AAACLOUD TELEPHONY PRIVATE LIMITED	0	2822	2822
210	Netfirre Communications Pvt. Ltd.	0	2816	2816
211	Gstech Software Systems Pvt Ltd	0	2815	2815
212	MULTIREACH BROADBAND SERVICES PRIVATE LIMITED (VNO)	0	2791	2791
213	NETWAY INTERNET PVT. LTD.	0	2779	2779
214	DEHRADUN E NET SOLUTIONS PRIVATE LIMITED	0	2737	2737
215	Johnson Telemarketers Pvt. Ltd.	0	2721	2721
216	Fiberzone communication Pvt Ltd	0	2694	2694

<b>S. No.</b>	<b>Name of Service Provider</b>	<b>Narrowband</b>	<b>Broadband</b>	<b>Total</b>
217	VPM NETWORKS PRIVATE LIMITED	0	2689	2689
218	Ranchhodrai Telecom Pvt. Ltd.	0	2672	2672
219	VRD Web Services Pvt. Ltd.	0	2662	2662
220	Kovai Fibernet Pvt. Ltd.	0	2641	2641
221	SINDHU FIBER PRIVATE LIMITED	0	2630	2630
222	Niss Internet Services Pvt. Ltd.	0	2622	2622
223	METANET TELECOMMUNICATIONS INDIA (OPC) PRIVATE LIMITED	0	2600	2600
224	Antarjal IT Communication Pvt. Ltd.	0	2594	2594
225	Qwistel Network Service Pvt Ltd	0	2566	2566
226	Karunay Internet Pvt. Ltd.	0	2560	2560
227	IRISTEL Communication Private Limited (Erstwhile Known as Lotus Broadband Pvt. Ltd.)	0	2551	2551
228	CONNECT4SURE TECHNOLOGIES PRIVATE LIMITED	0	2547	2547
229	Myguru Online India (P)Ltd.	0	2544	2544
230	Dishawaves Infonet Pvt. Ltd..	0	2538	2538
231	HBS Network Pvt. Ltd.	0	2500	2500
232	North Point Services Pvt. Ltd.	0	2470	2470
233	Maharaj Netsol Pvt Ltd	0	2439	2439
234	Seven Star Digicomm Pvt. Ltd..	0	2426	2426
235	INFINET BROADBAND PRIVATE LIMITED	0	2411	2411
236	SSKY CONNEECT Pvt Ltd.	0	2356	2356
237	Channel III Internet Pvt. Ltd.	0	2351	2351
238	Seashell Networking Pvt Ltd	0	2351	2351
239	Real Wire Express Network Pvt. Ltd.	0	2341	2341
240	SMART NET INDIA PVT LTD	0	2338	2338
241	KOLI'Z PRIVATE LIMITED	0	2309	2309
242	OUTOFBOX NETWORKS PRIVATE LIMITED	0	2290	2290
243	NET4U SERVICES PVT. LTD.	0	2280	2280
244	Amar Broadband Pvt. Ltd..	0	2259	2259
245	Bakliwal Telecom Services Pvt. Ltd.	0	2236	2236
246	KWIKZO TELECOMM Pvt. LTD (VNO)	0	2186	2186
247	Starlings Wireless Communications Pvt. Ltd.	0	2180	2180
248	Galaxynet Connections Pvt. Ltd.	0	2140	2140
249	Sri Nagar Net Tech Pvt. Ltd.	0	2122	2122
250	JDM Broadband Services Pvt. Ltd.	0	2105	2105
251	Ruhban Telecommunication Private Limited	0	2062	2062

<b>S. No.</b>	<b>Name of Service Provider</b>	<b>Narrowband</b>	<b>Broadband</b>	<b>Total</b>
252	Jetspot Networks Pvt. Ltd.	0	2061	2061
253	Merv Enterprises Pvt Ltd	0	2060	2060
254	Vision Smartlink Networking Pvt. Ltd.	0	2048	2048
255	GOAN FIBERNET INDIA PRIVATE LIMITED	0	2046	2046
256	AXOM INTERNET SERVICES PVT LTD	0	2035	2035
257	Classic Internet and Cable Services Pvt. Ltd.	0	2035	2035
258	RSW Infoway Digital Solution Pvt Ltd	0	2010	2010
259	Susneham Private Limited	0	2005	2005
260	Tejays Dynamic Ltd.	27	1954	1981
261	Southnet Broadband Pvt. Ltd.	0	1979	1979
262	Maulee Broadband Private limited	0	1970	1970
263	LAKSHAY ISOLUTIONS INDIA PRIVATE LIMITED	0	1968	1968
264	Skyline Infonet Pvt. Ltd.	0	1966	1966
265	Opticom Networks Pvt.Ltd	0	1961	1961
266	UK GIGAFIBER INTERNET SERVICES PRIVATE LIMITED	0	1939	1939
267	BLITS GLOBAL TECHNOLOGIES Pvt. LTD	0	1886	1886
268	Bakcom Networks India Pvt. Ltd.	0	1872	1872
269	Allnet Broadband Network Pvt Ltd	0	1865	1865
270	D2R INFOTECH PVT.LTD	0	1862	1862
271	First Mile Digital Private Limited	0	1860	1860
272	Spider Broadband Pvt. Ltd..	0	1859	1859
273	Megahertz Internet Network Pvt. Ltd.	0	1850	1850
274	NETWAY INFOTECH PVT LTD	0	1847	1847
275	Scud Communication Pvt. Ltd.	0	1798	1798
276	Sefaro Networks Pvt. Ltd.	0	1794	1794
277	F2Connect Private Limited	0	1781	1781
278	VYBE TELECOM PRIVATE LIMITED	0	1750	1750
279	Jiffy Cable & Datacom Pvt. Ltd.	0	1746	1746
280	DNS SKYLINK PVT. LTD.	0	1728	1728
281	MULTIREACH BROADBAND SERVICES PRIVATE LIMITED (UL-ISP)	0	1721	1721
282	ZESS NETWORKS PRIVATE LIMITED	0	1720	1720
283	VAYU ONLINE PRIVATE LIMITED	0	1706	1706
284	Cyber City ExtremeBroadband Pvt. Ltd.	0	1701	1701
285	Syntego Technologies India Pvt. Ltd.	0	1694	1694
286	Protoact Digital Network Pvt. Ltd.	0	1683	1683
287	F2H Networks Pvt. Ltd.	0	1680	1680
288	GRAND BROADBAND SERVICES PRIVATE LIMITED	0	1658	1658

<b>S. No.</b>	<b>Name of Service Provider</b>	<b>Narrowband</b>	<b>Broadband</b>	<b>Total</b>
289	U.P. Communication Services Pvt. Ltd.	0	1647	1647
290	Corsica Solutions Private Limited	0	1644	1644
291	psnet solutions pvt ltd	0	1640	1640
292	Wizbyte Networks Private Limited	8	1632	1640
293	BENVAR PRIVATE LIMITED	0	1637	1637
294	TRICHY CHANNEL NINE CABLENET PRIVATE LIMITED	0	1627	1627
295	ALACRIY NET SYSTEM SERVICE PRIVATE LIMITED	0	1620	1620
296	City Online AP Pvt. Ltd.	0	1617	1617
297	Kings Broadband Pvt. Ltd (VNO)	0	1616	1616
298	Weblink InfowaysPvt. Ltd.	0	1616	1616
299	Spectram Telecom Pvt.Ltd	0	1604	1604
300	Lbs Infoway India Pvt. Ltd.	0	1602	1602
301	S P Internet Technologies Pvt. Ltd.	0	1592	1592
302	JB Jain Broadband Solutions Private Limited	0	1576	1576
303	Teligus Networks Pvt. Ltd	0	1574	1574
304	Sphier Infotech PVT. LTD.	0	1564	1564
305	F/X Wireless Technology Services Pvt. Ltd.	0	1556	1556
306	Osbnnet Broadband Pvt. Ltd.	0	1556	1556
307	Skynet Datacom Pvt. Ltd.	0	1552	1552
308	B2H Infonet Pvt. Ltd.	0	1534	1534
309	Ski Network Services Pvt. Ltd	0	1531	1531
310	Thrishul Broadband Pvt. Ltd..	0	1510	1510
311	Packenet Solutions Pvt. Ltd.	0	1508	1508
312	Unigro Infranet Online Pvt. Ltd.	0	1507	1507
313	MORE WIFI INTERNET PRIVATE LIMITED	0	1500	1500
314	Mana Broadband Pvt. Ltd.	0	1495	1495
315	Sadaa SmartlinksCommunication Pvt. Ltd.	0	1492	1492
316	S S Fiber Net OpticalCommunication Pvt. Ltd.	0	1490	1490
317	TECHNETSOL INFOTECH PRIVATE LIMITED	0	1489	1489
318	ERO WIDE COMM Pvt. Ltd.	0	1481	1481
319	Mayekar Broadband Pvt. Ltd.	0	1476	1476
320	GREEN ARROW TECHNOLOGY PRIVATE LIMITED	0	1440	1440
321	Raze Networks Pvt. Ltd.	0	1432	1432
322	FoFo Networks Private Limited	0	1423	1423
323	MGI NETWORKS PVT LTD	0	1420	1420

<b>S. No.</b>	<b>Name of Service Provider</b>	<b>Narrowband</b>	<b>Broadband</b>	<b>Total</b>
324	TELEMANTRRA SALES CORPORATION PRIVATE LIMITED	0	1420	1420
325	Oxynet Telecommunications Pvt. Ltd	0	1413	1413
326	Speedmaxx Digital Networks Pvt. Ltd.	0	1412	1412
327	U TELE SERVICES PRIVATE LIMITED	0	1411	1411
328	REVOLUTION BROADBAND PVT LTD	0	1394	1394
329	Stackbit Internet Services Pvt. Ltd.	0	1374	1374
330	VSJ INTERNET SERVICES PVT. LTD.	0	1374	1374
331	Shikhar BroadbandEnterprises Pvt. Ltd.	0	1370	1370
332	FUTURE NETSANCHAR LIMITED	0	1356	1356
333	AMK SUNBEAM COMMUNICATION PRIVATE LIMITED	0	1352	1352
334	Suncity Broadband Pvt. Ltd.	0	1332	1332
335	Global (India) Tele Infra Pvt. Ltd.	0	1319	1319
336	Nikita Broadband Pvt. Ltd	0	1318	1318
337	Veloxr Telecom Pvt. Ltd.	0	1301	1301
338	Clickian Network Pvt. Ltd.	0	1300	1300
339	Gigacast Network Pvt. Ltd.	0	1291	1291
340	DHL Broadband Net Pvt. Ltd.	0	1285	1285
341	THINGS OF INDIA (OPC) PRIVATE LIMITED	0	1283	1283
342	Sigaram Networks Pvt. Ltd.	0	1271	1271
343	CARE BROADBAND PRIVATE LIMITED	0	1270	1270
344	Vizag BroadbandCommunications Pvt. Ltd.	0	1264	1264
345	Airwaves Internet Pvt. Ltd.	0	1255	1255
346	Aspirare Communications Pvt Ltd	0	1254	1254
347	MAURY BROADBAND MARKETING PRIVATE LIMITED	0	1252	1252
348	Peak Air Pvt. Ltd.	0	1248	1248
349	Onet Digital Networks Pvt. Ltd..	0	1245	1245
350	PADMESH BROADBAND PRIVATE LIMITED	0	1240	1240
351	Blu Ultraband Internet Services Private Limited	0	1237	1237
352	Minnal DigitalNetwork (P) Ltd.	0	1235	1235
353	Navkar Netsol Pvt. Ltd..	0	1230	1230
354	Mhase Internet Network (OPC) Pvt. Ltd.	0	1216	1216
355	Treelink Broadband Pvt. Ltd.	0	1214	1214
356	MAHRTH INTERNET SERVICES PRIVATELIMITED	0	1210	1210
357	Grace Teleinfra Pvt Ltd	0	1197	1197
358	Sharplink Wireless Solution Pvt. Ltd.	0	1194	1194

<b>S. No.</b>	<b>Name of Service Provider</b>	<b>Narrowband</b>	<b>Broadband</b>	<b>Total</b>
359	Uzaina Business India Pvt. Ltd.	0	1194	1194
360	AKASI NETWORKS PRIVATE LIMITED	0	1161	1161
361	CITY TRANSMISSION NETWORK PRIVATE LIMITED	0	1159	1159
362	INFOLINK BROADBAND SERVICES PRIVATE LIMITED	0	1157	1157
363	VORTEX NETWORKS PRIVATE LIMITED	0	1157	1157
364	EBENEZAR COMMUNICATIONS PVT. LTD.	0	1155	1155
365	SkyComm Internet Service Private Limited	0	1151	1151
366	SHAILDHAR TELECOM SERVICES Pvt. LTD	0	1148	1148
367	Green Tech Net Com Pvt. Ltd.	0	1118	1118
368	ARCLINK NETWORK Pvt Ltd.	0	1110	1110
369	Catla IT & Engineering Co Pvt. Ltd.	0	1110	1110
370	Macro Signal Pvt. Ltd	0	1109	1109
371	Shrisai Shavenk Technologies Pvt. Ltd.	0	1108	1108
372	Sukruti Gcn Networks Pvt. Ltd.	0	1100	1100
373	Anushree Digital Network Pvt Ltd	0	1095	1095
374	Trueinet Networks Pvt.Ltd	0	1094	1094
375	AIRWIR TECHNOLOGIES PVT LTD	0	1090	1090
376	DIGHES INTERNET SERVICES OPC PRIVATE LIMITED	0	1087	1087
377	INET SERVICES PVT LTD	0	1085	1085
378	FLYLINK INTERNET SERVICES PRIVATE LIMITED	0	1076	1076
379	Venessa Internet Pvt. Ltd.	0	1075	1075
380	MARUTHI INTERNET PRIVATE LIMITED	0	1056	1056
381	PREFIX INFOTECH PRIVATE LIMITED	0	1050	1050
382	PRIYANK INFOMATICS (OPC) PRIVATE LIMITED	0	1047	1047
383	RKG BROADBAND PRIVATE LIMITED	0	1032	1032
384	Lakecity Intercom Private Limited	0	1030	1030
385	NETSAT COMMUNICATIONS PVT. LTD.	0	1026	1026
386	ACN Fiber Pvt. Ltd.	0	1019	1019
387	IQTERA COMMUNICATION PVT LTD	0	1019	1019
388	SIS NETWORKS PVT LTD	0	1017	1017
389	Netlinx Limited	0	1016	1016
390	DA Smartzone Pvt. Ltd.	0	1012	1012
391	HPS DIGITAL BROADBAND PVT LTD	0	1012	1012
392	Al-Mairah Braodband Pvt. Ltd.	0	1003	1003
393	Elyzium Technologies Pvt. Ltd.	0	998	998
394	FASTCOM TELELINK PRTVATE LIMITED	0	995	995

<b>S. No.</b>	<b>Name of Service Provider</b>	<b>Narrowband</b>	<b>Broadband</b>	<b>Total</b>
395	Hostaxis Network Pvt. Ltd.	0	987	987
396	APEX FIBERNET PRIVATE LIMITED	0	984	984
397	Getway Broadband Pvt. Ltd.	0	982	982
398	ARJUN BROADBAND PRIVATE LIMITED	0	980	980
399	Ashley Internet Services Pvt. Ltd.	0	979	979
400	AKD NETWORK PRIVATE LIMITED	0	976	976
401	JCN INTERNET PVT LTD	0	974	974
402	FIBERSTORY COMMUNICATIONS PRIVATE LIMITED (erstwhile SHENG LI TELECOM INDIA PRIVATE LIMITED)	0	968	968
403	Elitel Solutions Private Limited	0	965	965
404	OM INTERNET BROADBAND SERVICE Pvt. LTD	960	0	960
405	AIRLINE INTERNET SOLUTIONS INDIA PVT LTD	0	946	946
406	Ultimate Internet Services Pvt. Ltd.	0	932	932
407	Wyris Network Pvt. Ltd.	0	929	929
408	ZENNET SERVICES PRIVATE LIMITED	0	929	929
409	NetMagic Solutions(P) Ltd.	0	927	927
410	WANSH INTECH SERVICES HUB PRIVATE LIMITED	0	912	912
411	Netfirst Communications Pvt. Ltd.	0	903	903
412	RADHIKA COMMUNICATION BROADBANDPRIVATE LIMITED	0	898	898
413	SRI KRISHNA INTERNET SERVICE PVT LTD	0	898	898
414	Mhatoba BroadbandPvt. Ltd	0	886	886
415	Primenet Global Private Limited (erstwhile known as Primenet Global Ltd.)	0	877	877
416	Briskcom Infoway Pvt. Ltd.	0	870	870
417	GPS Connection Private Limited	0	870	870
418	SVD Digital Networks Pvt. Ltd.	0	870	870
419	MIT ONLINE OPC Pvt Ltd	0	869	869
420	FASTNET COMMUNICATION PVT. LTD.	0	868	868
421	Wavetree Networks Pvt. Ltd.	0	862	862
422	Graceway Infrastructure and Services Pvt. Ltd	0	860	860
423	Meerut Internet Services Pvt. Ltd.	0	860	860
424	Vinayak internet services pvt ltd	0	860	860
425	IAXN TELECOM PVT LTD	0	858	858
426	POWERNET TELECOM PVT LTD (VNO)	0	851	851
427	Spider Broadband & Cable Pvt. Ltd.	0	847	847

<b>S. No.</b>	<b>Name of Service Provider</b>	<b>Narrowband</b>	<b>Broadband</b>	<b>Total</b>
428	Sarvada net Pvt. Ltd	0	838	838
429	Darer Internet Services Pvt. Ltd.	0	833	833
430	RAGAI NETWORK PRIVATE LIMITED	0	830	830
431	Seyon Tele Infra Private Limited	0	830	830
432	Nettab Broadband Pvt Ltd	0	824	824
433	VICTORY DIGITAL NETWORK PRIVATE LIMITED	0	821	821
434	SNDC COMMUNICATION PRIVATE LIMITED	0	820	820
435	STARPLANET TECHNOVISION PRIVATE LIMITED	0	820	820
436	Rtel Internet services Pvt Ltd	0	814	814
437	SRI NETT PRIVATE LIMITED	0	813	813
438	BTS TELECOM PVT LTD	0	808	808
439	AU NetworksPvt. Ltd.	0	806	806
440	Balaji Infra Ray Pvt. Ltd.	0	806	806
441	M/s NTT Communications India Network Services Private Ltd.	0	805	805
442	Skyber Broadband Service Pvt. Ltd	0	800	800
443	DURONTO NETWORKS (OPC) PRIVATE LIMITED	0	792	792
444	KESHAVA DIGITAL NETWORK PVT. LTD.	0	789	789
445	ALLIANT NETWORK SOLUTIONS PRIVATE LIMITED	0	788	788
446	Uttam Infranet Pvt. Ltd..	0	785	785
447	Excel UG Pvt. Ltd	0	773	773
448	G B Internet Service Private Limited	0	772	772
449	Sampath Venkateswara Communications Pvt. Ltd. (VNO)	0	771	771
450	SRI BALAJI INTERNET PVT LTD	0	770	770
451	Blue Net IT Solutions Pvt. Ltd.	0	756	756
452	HASTEN NETWORK PRIVATE LIMITED	0	756	756
453	777 NETWORK BROADBAND PRIVATE LIMITED	0	755	755
454	Visputes Internet Pvt. Ltd.	0	755	755
455	swami Samarth Broadband Service Pvt Ltd	0	750	750
456	Asg Telecom Pvt. Ltd	0	749	749
457	Rida Communication Pvt. Ltd.	1	748	749
458	R.P.TECH-ZONE PRIVATE LIMITED	0	745	745
459	Suraj Networks Pvt. Ltd.	0	744	744
460	Gulbarga Mega Speed Pvt Ltd	0	741	741
461	PARAMOUNT INFINET PVT. LTD.	0	740	740



<b>S. No.</b>	<b>Name of Service Provider</b>	<b>Narrowband</b>	<b>Broadband</b>	<b>Total</b>
462	MAXNET DIGITAL PRIVATE LIMITED	0	738	738
463	SG Broadband Internet Pvt. Ltd.	0	736	736
464	Japneet Fiber Private Limited	0	732	732
465	GVREDDY TELECOMMUNICATIONS (OPC) PVT LTD	0	731	731
466	Bluwaves Internet Services India Pvt. Ltd.	0	729	729
467	B R MHATRE PRIVATE LIMITED	0	726	726
468	GIGANET DIGITAL NET SERVICES PRIVATE LIMITED	0	726	726
469	Power Grid Corporation of India Ltd.	0	723	723
470	Gloiosa Infotel IT Services Pvt. Ltd.	0	714	714
471	TOUCH NET INDIATELESERVICES PRIVATE LIMITED	0	712	712
472	Mahabal Net Service Provider	0	710	710
473	Software Technology Parks of India	30	676	706
474	SETNET BROADBAND PRIVATE LIMITED	0	700	700
475	Dhanam Internet Services India Pvt. Ltd.	0	699	699
476	GAURESH CABLENET SERVICES PRIVATE LIMITED	0	698	698
477	CHARLIEBOY NETWORK PRIVATE LIMITED	0	694	694
478	FASTJET TELECOM PRIVATE LIMITED	0	693	693
479	Shineplus Networks Pvt. Ltd.	0	692	692
480	HINDAVI TELECOM PRIVATE LIMITED	0	689	689
481	Velocity Broadband Pvt. Ltd.	0	687	687
482	PowerGrid Teleservices Limited	0	686	686
483	HDM BROADBAND PRIVATE LIMITED	0	685	685
484	Roarnet Broadband Pvt Ltd	0	683	683
485	ALLIED IT INFRASTRUCTURE & SERVICES PRIVATE LIMITED	0	682	682
486	INCUBIX UNIFIED SOLUTIONS PRIVATE LIMITED	0	673	673
487	Bapu Internet Services Pvt. Ltd.	0	672	672
488	N4U broadband pvt.ltd	0	670	670
489	Reliance Communications Limited	670	0	670
490	Spark Telecommunication Private Limited	0	670	670
491	C. J. Online Pvt. Ltd.	0	669	669
492	Ometa Net Pvt. Ltd.	0	668	668
493	Singh Televentures Pvt Ltd	0	667	667
494	Kosmic Broadband Pvt Ltd	0	666	666
495	SAI DWARAWATI NET SERVICES PVT. LTD.	0	663	663

<b>S. No.</b>	<b>Name of Service Provider</b>	<b>Narrowband</b>	<b>Broadband</b>	<b>Total</b>
496	BBRG Communication and Internet Pvt. Ltd.	0	662	662
497	INTERJET INDIA PRIVATE LIMITED	0	656	656
498	YES BROADBANDPRIVATE LIMITED	0	656	656
499	Goodwill Smartlink Pvt. Ltd.	0	655	655
500	Techwynk Broadband Connect Pvt.Ltd.	0	652	652
501	Development Logics Solutions Pvt. Ltd.	0	650	650
502	Moradabad Internet Services Pvt. Ltd.	0	650	650
503	Tanvi Broadband Pvt Ltd	0	648	648
504	Bass Jokernet Pvt. Ltd.	0	630	630
505	Gleam Worldwide Services Pvt. Ltd.	0	624	624
506	COMPLIANCE BROADBAND PRIVATE LIMITED	3	620	623
507	Datamax Technologies Pvt Ltd	0	611	611
508	Frontier Infra Communications(P) Ltd.	0	609	609
509	MSINFINITY ETHERNET SOLUTIONS PRIVATE LIMITED	0	609	609
510	Airway Communication Services India Pvt. Ltd.	0	608	608
511	RNET GIGAFIBER Pvt. LTD	608	0	608
512	CLOUDPATH TELECOM PVT LTD	0	604	604
513	Clicknet Communication Pvt. Ltd.	0	603	603
514	Easy Solutions InternetServices Pvt. Ltd.	0	600	600
515	NETARC SOLUTIONS PRIVATE LIMITED	0	596	596
516	BHORER ALO CABLE AND BROADBAND PRIVATE LIMITED (UL-ISP)	0	593	593
517	Rajesh Patel Net Services Pvt. Ltd.	0	592	592
518	Sasa BroadbandTechnologies Pvt. Ltd.	0	592	592
519	Touchnet Broadband Services Pvt. Ltd.	0	591	591
520	SPEEDNET DIGITAL FTH (OPC) PRIVATE LIMITED	0	585	585
521	R.P World Webnet Pvt.Ltd.	0	579	579
522	VASANSHAH NETWORK PRIVATE LIMITED	0	579	579
523	SARVA AIRWORLD NETWORK PVT LTD	0	575	575
524	Gowio Networks Pvt. Ltd	0	571	571
525	LIMERICK TECHNOLOGIES PRIVATE LIMITED	0	571	571
526	Linkway Internet Pvt.Ltd.	0	564	564
527	GLOBNET BROADBAND SERVICE PRIVATE LIMITED	0	560	560
528	STARMATRIX NETWORKS PVT LTD	0	560	560
529	Blazing SpeedBroadband Pvt. Ltd.	0	550	550
530	Prayag BroadbandPvt. Ltd.	0	550	550

<b>S. No.</b>	<b>Name of Service Provider</b>	<b>Narrowband</b>	<b>Broadband</b>	<b>Total</b>
531	RK Broadband Hifi Services Pvt Ltd	550	0	550
532	Feathers wireless network (opc) Pvt. Ltd.	0	549	549
533	Dreamnet Gigafiber Pvt Ltd	0	547	547
534	JOITEX TELECOM PRIVATE LIMITED	0	547	547
535	Click 4 Net InternetServices Pvt. Ltd.	0	546	546
536	Fastnet Wire & Wireless Solutions Pvt. Ltd.	0	543	543
537	FIBER POWER CONNECTS PRIVATE LIMITED	0	540	540
538	Unborn Networks Pvt. Ltd.	0	540	540
539	HANSA BROADBAND SERVICES PRIVATE LIMITED	0	538	538
540	VELS FIBERNET PRIVATE LIMITED	0	538	538
541	7 Sai Net Solutions Pvt. Ltd.	0	535	535
542	INTERCITY FIBER NETWORKS PRIVATE LIMITED	0	532	532
543	Kad-Syscon NetworksPvt. Ltd	0	528	528
544	Malang Solutions Pvt. Ltd.	0	527	527
545	Spiretel Technologies Pvt Ltd	0	522	522
546	Bandwidth Infinity Pvt. Ltd	0	520	520
547	PRATIK NETWORKING SOLUTIONS PRIVATE LIMITED	0	520	520
548	RACSANN TECHNOLOGIES PVT. LTD.	0	520	520
549	WIND STREAM NETWORK PRIVATE LIMITED	0	516	516
550	SprIOC Web Private Limited	0	514	514
551	Manish Infocom Pvt. Ltd.	0	511	511
552	KKD Broadband Pvt Ltd	0	510	510
553	DSOUZA INTERNET SERVICES PRIVATE LIMITED	0	508	508
554	Daksh Broadband Services Pvt. Ltd.	0	507	507
555	Nextra Communications Private Limited	0	507	507
556	DARHAWNI BUSINESS ENTERPRISE PRIVATE LIMITED	0	505	505
557	APPCALL INTERNET SERVICES PRIVATE LIMITED	0	503	503
558	Reticule Infotech Pvt. Ltd.	0	502	502
559	Robust Pixel Connect Private Limited	0	502	502
560	BDL NETWORKING PRIVATE LIMITED	0	500	500
561	MNR Broadband Services Pvt. Ltd.	0	500	500
562	Royal Connect Solutions Pvt. Ltd	0	499	499
563	Kataria Net Solutions Pvt. Ltd.	0	498	498
564	OPTO Communications Private Limited	0	496	496
565	BHAVESH CABLE AND INTERNET SERVICES PRIVATE LIMITED	0	493	493

<b>S. No.</b>	<b>Name of Service Provider</b>	<b>Narrowband</b>	<b>Broadband</b>	<b>Total</b>
566	DE-CIX Interwire Internet Services Pvt. Limited	0	493	493
567	Monark Broadband Private Limited	0	492	492
568	Shass Information and Quality Engineering Services Pvt. Ltd.	0	492	492
569	JMD INTERNET AND SERVICES PVT. LTD.	0	490	490
570	Sparklink. Net Pvt. Ltd.	0	488	488
571	KOSHI BROADBAND COMMUNICATIONS (OPC) PVT LTD	0	487	487
572	Mall and Mall Digiworld Pvt. Ltd.	0	487	487
573	Alien DNS Pvt. Ltd.	0	486	486
574	Sivaan Infocom Pvt. Ltd	0	479	479
575	ULTRAVISION INFOSERVE PVT LTD	0	476	476
576	Wireline Solution India Pvt Ltd	0	471	471
577	KASHID TELECOM INDIA PRIVATE LIMITED erstwhile Shree Manoranjan Broadband Pvt. Ltd.	0	470	470
578	Surround Networks Pvt Ltd	0	466	466
579	AL HUTAIB NETSOL PRIVATE LIMITED	0	465	465
580	SYNCFAC TO CONSULTING Pvt Ltd.	0	465	465
581	KKM Broadband Internet Pvt. Ltd.	0	464	464
582	DMDS SOLUTIONSPRIVATE LIMITED	0	462	462
583	Tiyatel Communications Pvt Ltd	0	462	462
584	SERANS FIBERNET PRIVATE LIMITED	0	460	460
585	Vinayaga Communications Pvt Ltd.	0	456	456
586	FRONTLINE INTERNET SERVICES PVT LTD	0	454	454
587	SmchondheCommunication Pvt. Ltd	0	453	453
588	Zoram Infonet Pvt. Ltd.	0	452	452
589	MANA INTERNET SERVICES PRIVATE LIMITED	0	451	451
590	Sistemas Information Technology Pvt. Ltd.	0	451	451
591	ZAK NETWORKS INDIA PRIVATE LIMITED	0	451	451
592	KONARK CABLE SYSTEM OPC PRIVATE LIMITED	0	450	450
593	SPARKLIGHT INTERNET PRIVATE LIMITED	0	450	450
594	Unisas Netserve Pvt. Ltd.	0	449	449
595	DIGITAL SSV NET SOL PRIVATE LIMITED	0	446	446
596	Linktel Info Technology Pvt Ltd	0	446	446
597	BSL Technologies Pvt. Ltd.	0	445	445
598	MREZHI INTERNET PRIVATE LIMITED	0	440	440
599	SAPTRANET INDIA PVT LTD	0	440	440
600	Daan Communications Private Limited	0	438	438

<b>S. No.</b>	<b>Name of Service Provider</b>	<b>Narrowband</b>	<b>Broadband</b>	<b>Total</b>
601	Galactic Internet Private Limited	0	438	438
602	CNS Infotel Services Pvt. Ltd.,	0	437	437
603	NET UP COMMUNICATION SERVICES PRIVATE LIMITED	0	435	435
604	SAI LEELA'S INTERNET SERVICE PVT. LTD.	0	431	431
605	Apex Broadband Network Pvt Ltd	0	430	430
606	DYSINT NETWORKS PRIVATE LIMITED	0	430	430
607	Sense Connect IT Pvt. Ltd.	0	430	430
608	Sreedevi Communications Private Limited	0	430	430
609	7 STAR INFOCOM PRIVATE LIMITED	0	428	428
610	Netrexo Communications Private Limited	0	422	422
611	airtechzone services india private limited	0	420	420
612	NEONET COMMUNICATIONS PVT. LTD.	0	414	414
613	SAI KUMAR INFONET PRIVATE LIMITED	0	414	414
614	SHREENAY TECHNOLOGIES PRIVATE LIMITED	0	414	414
615	RAAGAV COMMUNICATIONS PVT LTD	0	412	412
616	Aeroway Networks Pvt. Ltd.	0	410	410
617	Quick Link Broadband and Services Pvt. Ltd.	0	409	409
618	Acegen Broadband Pvt. Ltd.	0	407	407
619	Broadstar Net India Pvt. Ltd.	0	403	403
620	Onepipe Telecom Pvt. Ltd	0	402	402
621	Earthlink Broadband Pvt. Ltd	0	400	400
622	BPS COMMUNICATION AND SERVICES PRIVATE LIMITED	0	396	396
623	SPEED HEX TELE COMMUNICATIONS PRIVATE LIMITED	0	396	396
624	CONSAM TELECOM PRIVATE LIMITED	0	392	392
625	TECHNOMEX INFOCOM SYSTEMS PVT LTD.	0	392	392
626	I-Infolink Networks Pvt. Ltd.	0	390	390
627	Varsha Datacom Services Pvt. Ltd.	0	390	390
628	DV INFOCOM PRIVATE LIMITED	0	389	389
629	Gera Cable Internet Service Pvt. Ltd.	0	386	386
630	DIVYATA TECHNOLOGIES PRIVATE LIMITED	0	385	385
631	Terrafiber Networks Pvt. Ltd.	0	385	385
632	Airlink Teleservices Private Limited	0	382	382
633	Skylink Fibernet Pvt. Ltd.	0	380	380
634	VIVEK NETWORK PRIVATE LIMITED	0	376	376
635	PULSE TELESYSTEMS PRIVATE LIMITED	0	375	375
636	EASYNET BROADBAND PVT LTD	0	374	374

<b>S. No.</b>	<b>Name of Service Provider</b>	<b>Narrowband</b>	<b>Broadband</b>	<b>Total</b>
637	NETZI BROADBAND SERVICES PVT LTD	373	0	373
638	Hipoint Connect Pvt. Ltd.	0	372	372
639	INYCB Network Pvt. Ltd.	0	367	367
640	SABARI MURGAN CABLE SERVICES PRIVATE LIMITED	0	366	366
641	AWLIV LIVING SOLUTIONS PRIVATE LIMITED	0	365	365
642	VDCN INFOTECH PRIVATE LIMITED	0	365	365
643	BT Global Communication India Pvt. Ltd.	0	364	364
644	DMP Internet ServicesPvt. Ltd	0	363	363
645	JEETU BROADBAND PRIVATE LIMITED	179	180	359
646	LINK 4 DATA COMMUNICATION PVT LTD	0	359	359
647	KSK Broadband Pvt. Ltd.	0	356	356
648	Imperium Digital Network Pvt. Ltd.	0	355	355
649	3J Global Services Pvt Ltd	0	353	353
650	BADLAPUR BROADBAND SERVICES PRIVATE LIMITED	0	353	353
651	CHANNEL 3 INFO MEDIA PRIVATE LIMITED	0	350	350
652	WAY2NET IT SERVICES PVT LTD	0	350	350
653	TRIGART INTERNET PVT. LTD.	0	347	347
654	Manumata Fiber Net Solutions PVT LTD	0	346	346
655	Skyhunt IT Park Pvt. Ltd.	0	340	340
656	Proline Datatech Services Pvt. Ltd.	0	339	339
657	Runet infotech India pvt ltd	0	338	338
658	Excogitate Technologies Pvt. Ltd.	0	337	337
659	Verizon Communications India Pvt. Ltd.	0	337	337
660	GREEN SMART INFRACON PRIVATE LIMITED	0	336	336
661	Shri Samarth Infobahn Pvt. Ltd.	0	336	336
662	VN ETHERNET INDIA PRIVATE LIMITED	0	335	335
663	PRONET PRIVATE LIMITED	0	334	334
664	CAB-NET SERVICES PRIVATE LIMITED	0	333	333
665	Yuvaa Communications Private Limited	0	332	332
666	METALINK NETWORKS PRIVATE LIMITED	0	331	331
667	Peer Networks Private Limited	0	330	330
668	R N Broadband Online Pvt. Ltd	0	325	325
669	Rapidnet Pvt. Ltd.	0	325	325
670	Barani Data Solutions Private Limited	0	322	322
671	KISHAN WEALTH MANAGEMENT PRIVATE LIMITED	0	321	321
672	ASIAN BROADBAND SOLUTIONS PRIVATE LIMITED	0	320	320

<b>S. No.</b>	<b>Name of Service Provider</b>	<b>Narrowband</b>	<b>Broadband</b>	<b>Total</b>
673	HANUMAT NETWORKS PRIVATE LIMITED	0	320	320
674	METREXA BROADNET PRIVATE LIMITED	0	319	319
675	JD Net Enterprises Pvt. Ltd	0	313	313
676	GPALV BROADBAND PRIVATE LIMITED	0	310	310
677	AARADHY LIAISON SERVICES PRIVATE LIMITED	0	309	309
678	Bluenet Broadband Services Pvt. Ltd.	0	309	309
679	Gramin Broadband Network Pvt. Ltd.	0	307	307
680	FLITZEN BROADBAND Pvt Ltd.	0	306	306
681	SBS BROADBAND AND CABLE PVT. LTD.	0	306	306
682	Voxterria Innovtions Pvt. Ltd.	0	304	304
683	Inter Net LY Pvt. Ltd.	0	302	302
684	EYE FASTNET SERVICE PRIVATE LIMITED	0	301	301
685	Ayman Internet Pvt. Ltd.	0	300	300
686	FABLINKS NETWORKS PRIVATE LIMITED	0	300	300
687	PRO MULTILINK SERVICE (OPC) PRIVATE LIMITED	300	0	300
688	NETKLIKS COMMUNICATIONS PRIVATE LIMITED	0	298	298
689	RIGA TECH PRIVATE LIMITED	0	298	298
690	O V NETWORKS PVT LTD	0	296	296
691	Nandita Infocom Pvt. Ltd.	0	294	294
692	AT&T Global Network Services India Pvt. Ltd. (UL-ISP)	0	291	291
693	Orange City InternetServices Pvt. Ltd.	0	290	290
694	FIRST CHOICE BROADBAND (OPC) PRIVATE LIMITED	0	289	289
695	Megatel Networks Pvt. Ltd.	0	289	289
696	SMARTLINK BROADBAND SERVICES PVT LTD	0	286	286
697	SWANAND INTERNET SERVICES PRIVATE LIMITED	0	286	286
698	Citylink Broadband Services Pvt. Ltd.	0	284	284
699	NAKODA NETWORK PRIVATE LIMITED	0	282	282
700	KALYAN BROADBAND PRIVATE LIMITED	0	281	281
701	IMMORTAL INTERNET PRIVATE LIMITED	0	278	278
702	WNET TELECOM PRIVATE LIMITED	0	277	277
703	Hyber Networking Pvt. Ltd.	0	276	276
704	LEROY NETWORKS AND SERVICES PRIVATE LIMITED	0	275	275
705	DATASTREAM NETWORKS Pvt Ltd	0	274	274

<b>S. No.</b>	<b>Name of Service Provider</b>	<b>Narrowband</b>	<b>Broadband</b>	<b>Total</b>
706	AiriconCommunication Pvt. Ltd	0	273	273
707	Netway Internet Services	0	272	272
708	King Netsol Pvt. Ltd.	0	271	271
709	SSICON SYSTEMS PRIVATE LIMITED	0	270	270
710	GARUDA ADVERTISING PRIVATE LIMITED	0	268	268
711	LINKUNIVERSE COMMUNICATION PRIVATE LIMITED	0	268	268
712	PALGHAR NETWORK PRIVATE LIMITED	0	265	265
713	CLOUDINSTA24 SERVICES PRIVATE LIMITED	0	264	264
714	Sharva Telenet Private Limited	0	264	264
715	Unet Communication Pvt. Ltd.	0	263	263
716	arrow touch wireless internet private limited	0	262	262
717	SRI RAM BROADBAND SERVICES PRIVATE LIMITED	0	261	261
718	BLESS NETWORK PRIVATE LIMITED	0	260	260
719	LINKSPEED TELEINFRA PRIVATE LIMITED	0	260	260
720	Nivak Communications Pvt. Ltd	260	0	260
721	PRO STARVISION (OPC) PVT. LTD.	0	260	260
722	SWAMIVATVRUKSHA NET (OPC) PVT LTD	0	260	260
723	Vizcon Digital Pvt. Ltd.	260	0	260
724	Digital Telco Network India Pvt. Ltd.	0	258	258
725	Shreepad Communication Pvt. Ltd.	0	257	257
726	Linkio Fibernet Private Limited	0	255	255
727	AT&T Global Network Service India Private Limited (VNO)	0	254	254
728	NIVID TELECOM INDIA PRIVATE LIMITED	0	254	254
729	BHAVANI VMD BROADBAND PRIVATE LIMITED	0	253	253
730	R.K. Superfast Wifi Private Limited	0	252	252
731	SNT Broadband Pvt. Ltd.	0	252	252
732	Passcom System and Services Pvt. Ltd.	0	250	250
733	SPEEDGLOBAL TELECOM NETWORK PRIVATE LIMITED	0	250	250
734	TIMMI MULTIMEDIA PRIVATE LIMITED	0	250	250
735	SPACELINK INTERNET (OPC) PRIVATE LIMITED	0	249	249
736	GIGA BEAM BROADBAND PVT.LTD.	0	247	247



<b>S. No.</b>	<b>Name of Service Provider</b>	<b>Narrowband</b>	<b>Broadband</b>	<b>Total</b>
737	ADRI INFOCOM Pvt. Ltd.	246	0	246
738	RAMYAA INTERNET SERVICES PRIVATE LIMITED	0	246	246
739	MRRIDSYS TECHNOLOGIES PVT LTD	0	245	245
740	Breitband Technologies Private Limited	0	243	243
741	Honey Broadband Services Pvt. Ltd.	0	243	243
742	TAIBA SUPER INTERNET PRIVATE LIMITED	0	243	243
743	YFI NETWORKS	103	140	243
744	Gponospace Internet India Pvt. Ltd.	0	242	242
745	TEJNET GIGAFIBER PRIVATE LIMITED	0	240	240
746	MANTHANAM NETSOL PRIVATE LIMITED	0	239	239
747	JTM Internet Pvt. Ltd	0	236	236
748	ABNSERVICES PVT LTD	0	235	235
749	LAYA NETWORK PRIVATE LIMITED	0	233	233
750	STN Communication & Advertising Pvt. Ltd.	0	233	233
751	LINKWAVE TECHNOLOGIES PVT LTD	0	232	232
752	SAIDEEP BROADBAND PRIVATE LIMITED	0	232	232
753	Simplex Broadband Pvt. Ltd.	0	232	232
754	HDN COMMUNICATIONS PRIVATE LIMITED	0	231	231
755	NIKITA INTERNET SERVICES PRIVATE LIMITED	0	231	231
756	Airwire Infocom Pvt. Ltd.	0	230	230
757	Ecreado Network Solutions Pvt. Ltd.	0	230	230
758	ZEES BROAD BAND PRIVATE LIMITED	0	228	228
759	AIRONET BROADBAND PRIVATE LIMITED	0	227	227
760	SHIVKRANTI INTERNET SERVICES PVT. LTD.	0	227	227
761	HAWK NETWORKS	0	225	225
762	HiFi Broadband Pvt. Ltd.	0	225	225
763	METAWAVES PRIVATE LIMITED	0	225	225
764	STANET INTERNET SERVICES PRIVATE LIMITED	0	225	225
765	ZR NET OPC PVT LTD	0	225	225
766	SFNS NETWORK PVT LTD	0	224	224
767	Vrednus Network Pvt. Ltd.	0	224	224
768	DAVA TELECOM PRIVATE LIMITED	0	222	222
769	Promptnet Broadband Pvt. Ltd.	0	222	222
770	PRSHREE Networks Private Limited	0	221	221

<b>S. No.</b>	<b>Name of Service Provider</b>	<b>Narrowband</b>	<b>Broadband</b>	<b>Total</b>
771	RIHANT INFOTECH PVT. LTD	0	221	221
772	Vaishnavaibhavi Internet Solutions Private Limited	0	221	221
773	AIRMAX SOLUTION AND INTERNET SERVICES PVT LTD	0	220	220
774	Devdarpan Broadband Pvt Ltd	0	220	220
775	NETCONNECT SERVICES PRIVATE LIMITED	0	220	220
776	Speedster Communications Pvt. Ltd	0	220	220
777	TENG NETWORK SOLUTION PRIVATE LIMITED	219	0	219
778	Netwire Internet Solutions Pvt. Ltd.	0	217	217
779	Hari Om Netsol Pvt. Ltd.	0	214	214
780	KHUSHI CABLE AND TELEINFRA PRIVATE LIMITED	0	213	213
781	Costel Networks Pvt. Ltd.	0	212	212
782	Enhancelink CoreportPvt. Ltd	0	211	211
783	Tca Network Pvt Ltd	0	211	211
784	WEBNET BROADBAND (OPC) PRIVATE LIMITED	0	211	211
785	OS IT SERVICES PRIVATE LIMITED	0	207	207
786	S.V.C CABLE NET PRIVATE LIMITED	0	205	205
787	Sath Technologies Pvt. Ltd.	0	205	205
788	Elecon Information Technology Ltd.	0	204	204
789	Shivraj Broadband Internet Pvt. Ltd.	0	204	204
790	VAIDIK NETSOL OPC PVT LTD	0	202	202
791	Dhadam Hospitality & Services Pvt. Ltd.	0	200	200
792	Fabnet Services Private Limited	0	200	200
793	Ekowebtech IT Services Private Limited	0	199	199
794	NEAM COMMUNICATIONS PRIVATE LIMITED	0	198	198
795	Winnet Broadband Pvt. Ltd.	0	198	198
796	RUSH ME BROADBAND PRIVATE LIMITED	0	196	196
797	ACG NETWORK PRIVATE LIMITED	0	195	195
798	Netgarden Services Private Limited	0	195	195
799	WINDWIRE NETWORKS PRIVATE LIMITED	0	195	195
800	JAYBHOLE CABLE VISION PRIVATE LIMITED	0	194	194
801	Dataexpress Pvt. Ltd	0	193	193
802	YNET TELECOM SOLUTIONS PVT LTD	0	193	193
803	iCAN Solutions Private Limited	0	190	190

<b>S. No.</b>	<b>Name of Service Provider</b>	<b>Narrowband</b>	<b>Broadband</b>	<b>Total</b>
804	MANAS INTERNET TECHNOLOGY PRIVATE LIMITED	0	190	190
805	FRIDDEN INFOWAY PVT. LTD..	0	189	189
806	Texes Connect Private Limited	0	189	189
807	VIDHI NETSOL PRIVATE LIMITED	0	189	189
808	Wi5 Internet Services Pvt. Ltd.	0	189	189
809	SHREEB NETWORK PVT LTD	0	188	188
810	AISN INTERNET SERVICE PRIVATE LIMITED	0	187	187
811	SHILOM NETWORK SERVICES PRIVATE LIMITED	0	187	187
812	HELM CONSULTANTS PVT LTD	0	186	186
813	NETMANTRA BROADBAND SERVICES PRIVATE LIMITED	0	186	186
814	Lukestar Infotainment Pvt Ltd	0	185	185
815	Santosh cable network and datacom pvt.ltd	0	184	184
816	Optisky Fibernet Pvt. Ltd.	0	183	183
817	Sharktel Infocom Pvt. Ltd.	0	183	183
818	TEJNET BROADBAND Pvt Ltd.	0	183	183
819	WAY2AIR NET SOLUTION PVT. LTD.	0	181	181
820	Sankrish Infocom Private Limited	0	180	180
821	Data Ingenious Global Ltd	0	179	179
822	RONAK INTERNET SERVICES PRIVATE LIMITED	0	177	177
823	SHARMILA ENTERPRISE PRIVATE LIMITED	0	171	171
824	BLUE VISION CABLE NETWORK PRIVATE LIMITED	0	168	168
825	BLUELINE BROADBAND PRIVATE LTD	0	168	168
826	IT Spectrum Media Pvt Ltd	0	168	168
827	KESHVI INTERNET SERVICE PRIVATE LIMITED	0	167	167
828	POLY INFORMATICS PVT.LTD.	0	166	166
829	Praj Network Pvt. Ltd	0	166	166
830	Pune Teleinfra Pvt. Ltd..	0	166	166
831	BALAJI INFO NETWORKS SOLUTIONS PRIVATE LIMITED	0	165	165
832	FIBERMAX PRIVATE LIMITED	0	165	165
833	SWS NETWORK PRIVATE LIMITED	0	165	165
834	FZBN CONNECTIVITY AND SOLUTIONS PRIVATE LIMITED	0	162	162
835	CLOUDLASERS TELECOM PRIVATE LIMITED	0	161	161
836	AKTEL FIBER PRIVATE LIMITED	0	160	160

<b>S. No.</b>	<b>Name of Service Provider</b>	<b>Narrowband</b>	<b>Broadband</b>	<b>Total</b>
837	Futurenet broadband and internet services pvt ltd	0	160	160
838	HAPPY BYTES BROADBAND (OPC) PRIVATE LIMITED	0	160	160
839	MEGASURF BROADBAND SERVICES OPC PVT LTD.	0	160	160
840	Sator Square Ventures Private Limited	0	160	160
841	SEYFERT NETWORKS PRIVATE LIMITED	0	157	157
842	Viking Network Pvt. ltd	0	157	157
843	Airfiber IT Solutions Pvt. Ltd.	0	155	155
844	Fibernetisp Pvt. Ltd.	0	155	155
845	NEXAEDGE INDIA Pvt Ltd.	0	154	154
846	ANS BROADBAND SERVICES PRIVATE LIMITED	0	152	152
847	Noob Technologies Pvt.Ltd	0	152	152
848	OM ISP PRIVATE LIMITED	0	152	152
849	Intermedia Cable Communication Pvt Ltd	0	148	148
850	Delix Net Solutions Pvt. Ltd	0	147	147
851	ELVACE TECHNOLOGIES PRIVATE LIMITED	0	147	147
852	Orange Business Services India Network Pvt. Ltd.	0	145	145
853	MANGALA NETWORKS PRIVATE LIMITED	0	144	144
854	Speednet Infracom Pvt. Ltd.	0	142	142
855	FIBRA NETWAY PRIVATE LIMITED	0	141	141
856	NAS INTERNET SERVICES PVT LTD	0	141	141
857	SG FIBERNET PRIVATE LIMITED	0	141	141
858	Antariksh Broadband & Wireless Solution Pvt. Ltd.	0	139	139
859	Teleglobal Communiocations pvt Ltd	139	0	139
860	Achiever Communication and Services Pvt. Ltd.	0	137	137
861	Vision Hi-Speed Technology Pvt. Ltd.	0	137	137
862	Jeebr Cloud Solutions Private Limited	0	135	135
863	PMG Networks Pvt. Ltd.	0	135	135
864	Mahadev Telventures Pvt Ltd	0	134	134
865	Speedking Infotech Pvt. Ltd.	0	134	134
866	GauravCommunication Pvt. Ltd	0	132	132
867	J AND D COMMUNICATIONS PRIVATE LIMITED	0	132	132
868	NC BROADBAND SERVICES PRIVATE LIMITED	0	132	132
869	Jetato Skynet Services Pvt. Ltd.	0	130	130

<b>S. No.</b>	<b>Name of Service Provider</b>	<b>Narrowband</b>	<b>Broadband</b>	<b>Total</b>
870	Pier Communication Pvt. Ltd	0	130	130
871	Wingsnet Internet Pvt.Ltd	0	129	129
872	CHAMPARAN TODAY NEWS NETWORK PRIVATE LIMITED	0	128	128
873	ITRANSZ FTTX PRIVATE LIMITED	0	128	128
874	EXPRESSWIRE PRIVATE LIMITED	0	127	127
875	Telstra Telecommunications Private Limited	0	127	127
876	Neton Icom Pvt. Ltd.	0	126	126
877	Rae Internet Service Provider Pvt Ltd	0	124	124
878	V NETCARE PRIVATE LIMITED	0	124	124
879	VELOCITY INTERNET INDIA PRIVATE LIMITED	0	124	124
880	Clickr Services Private Limited	0	122	122
881	JLR NETWORKS PRIVATE LIMITED	0	121	121
882	KARRY BROADBAND PRIVATE LIMITED	0	121	121
883	KRISHNAGIRI FIBER INTERNET PRIVATE LIMITED	0	121	121
884	AATTIZEN TELECOM PRIVATE LIMITED	0	120	120
885	R3ESOLUTION Pvt Ltd.	0	120	120
886	Shree Siddhivinayak Cable And Internet Service Provider Private Limited.	0	120	120
887	WIRED2COMMUNICATION PRIVATE LIMITED	0	120	120
888	Auspice Infratel Pvt Ltd. (VNO)	0	119	119
889	GANAK FIBER COMMUNICATION PRIVATE LIMITED	0	119	119
890	JBN Online Pvt. Ltd.	0	119	119
891	QUANTASOUL AIROLOGIX PVT LTD. (UL-ISP)	0	119	119
892	WAGHESHWAR NETVISION PRIVATE LIMITED	0	119	119
893	Saisidhivinayank Internet service private limited	0	117	117
894	BRIZZ BROADBAND PRIVATE LIMITED	0	115	115
895	Magica Networking Solutions Pvt. Ltd.	0	115	115
896	VI GLOBAL FIBERTEL PRIVATE LIMITED	0	115	115
897	ANODIC TELENETWORK PVT LTD	0	113	113
898	Blenda Internet ServicesIndia Pvt. Ltd.	0	113	113
899	HIRO DIGITAL SOLUTIONS PRIVATE LIMITED	0	112	112
900	Ishani Broadband Pvt Ltd	0	112	112
901	Joshi Internet Services Pvt. Ltd.	0	111	111
902	LINKED NET TECHNO SERVICES PRIVATE LIMITED	0	110	110

<b>S. No.</b>	<b>Name of Service Provider</b>	<b>Narrowband</b>	<b>Broadband</b>	<b>Total</b>
903	NSD Internet Private Limited	0	110	110
904	Poem Techno Pvt. Ltd.	0	110	110
905	Durga Broadband Pvt. Ltd.	0	108	108
906	GJ2 INTERNET PRIVATE LIMITED	0	108	108
907	KARNET COMMUNICATIONS LIMITED	0	108	108
908	IKRA Broadband Private Limited	0	107	107
909	Veer Point Pvt. Ltd.	0	106	106
910	SKYNET E-SOLUTION PRIVATE LIMITED (erstwhile known as Skynet Broadband Pvt. Ltd.)	0	105	105
911	DFAB INTERNET SERVICES PRIVATE LIMITED	0	104	104
912	Khetan Cable Network (P) Ltd	0	104	104
913	Thangam Communications Pvt.Ltd.	0	104	104
914	OM SAI TELECOM PRIVATE LIMITED	0	103	103
915	Rohela Broadband Network Pvt. Ltd.	0	103	103
916	SPEEDNET INFORMEDIA PVT LTD	0	103	103
917	SHEEN TELECOM CONSULTANTS PVT LTD	0	102	102
918	S-NET FIBER & CABLES(OPC) PRIVATE LIMITED	0	102	102
919	GIGA NET BROADBAND (OPC) PRIVATE LIMITED	0	101	101
920	Precious Netcom Pvt Ltd	0	100	100
921	GSDN COMMUNICATION PRIVATE LIMITED	0	99	99
922	Pyramid Infocom Pvt. Ltd.	99	0	99
923	ZED PLUS FIBER PRIVATE LIMITED	0	98	98
924	SPEEDNET OPTICAL NETWORK Pvt Ltd.	0	97	97
925	BHR BROADBAND Pvt. LTD	0	97	97
926	Datawings Teleinfra Private Limited	0	97	97
927	Kelnet Communication Services Pvt. Ltd	0	96	96
928	RDN BROADBAND SERVICE PVT LTD	0	96	96
929	ATMA MALIK 1313 INTERNET SERVICES PVT. LTD.	0	95	95
930	Bilal Internet Services Private Limited	0	95	95
931	Jasnet Networks Pvt. Ltd.	0	95	95
932	SIDDHBALI INFOTECH PVT LTD.	0	95	95
933	NETTVOX PVT LTD	0	94	94
934	Netlife Network Pvt. Ltd..	0	91	91
935	GIGANETWORK INFO PRIVATE LIMITED	0	90	90
936	Maxit Infocom Pvt. Ltd	0	90	90

<b>S. No.</b>	<b>Name of Service Provider</b>	<b>Narrowband</b>	<b>Broadband</b>	<b>Total</b>
937	SBDR NETWORK SOLUTIONS PRIVATE LIMITED	0	90	90
938	nwt internet services private limited	0	89	89
939	Plusnet Communications Pvt. Ltd.	0	89	89
940	PAWAN BROADBAND INDIA PVT LTD	0	88	88
941	DAMAN I NET (OPC) PRIVATE LIMITED	0	88	88
942	DHUNI NETSOL PRIVATE LIMITED	0	88	88
943	DREAMCABLES AND INTERNET SERVICES PRIVATE LIMITED	0	88	88
944	Gaxiom Networking Solutions Private Limited	0	88	88
945	Inic Communications Private Limited	0	88	88
946	MICRONOVA TELE SYSTEMS PRIVATE LTD.	0	88	88
947	SEVENNET BROADBAND SERVICES PRIVATE LIMITED	0	88	88
948	Jetsys Telelink OPC Pvt Ltd	0	87	87
949	Vishwamani Solutions Pvt Ltd	0	87	87
950	SHIVAI EMPIRE PRIVATE LIMITED	0	85	85
951	ALANDI CITY NETWORKS PRIVATE LIMITED	0	84	84
952	ASHOKA NETSOL PVT LTD	0	84	84
953	Euron Communication Pvt. Ltd.	0	83	83
954	KB Digital Network Pvt.Ltd.	0	83	83
955	AXOMNET BROADBAND Pvt. LTD.	0	82	82
956	PATHCOM COMMUNICATIONS PRIVATE LIMITED	0	82	82
957	ACHARE BROADBAND (OPC) PRIVATE LIMITED	0	81	81
958	NENCY CABLE PVT LTD	0	81	81
959	GAYATRI TELECOM PVT LTD	0	80	80
960	NR IT Service Pvt. Ltd.	0	80	80
961	ECON TELECOMMUNICATIONS PRIVATE LIMITED	0	79	79
962	IOEACCESS COMMUNICATIONS PVT LTD	0	79	79
963	ITech Hive Pvt. Ltd	0	79	79
964	Aircables Internet Services Pvt. Ltd.	0	76	76
965	DIRECT NET7 PRIVATE LIMITED	0	76	76
966	Speednet Enterprises (OPC) Pvt. Ltd.	0	76	76
967	GREY SKY INTERNET SERVICES PRIVATE LIMITED	0	75	75
968	Abis BadlapurNetwork Pvt. Ltd.	0	74	74
969	Ziptel IT Solutions Pvt. Ltd.	0	74	74
970	Ekdant Communication Pvt. Ltd.	0	73	73

<b>S. No.</b>	<b>Name of Service Provider</b>	<b>Narrowband</b>	<b>Broadband</b>	<b>Total</b>
971	DY VELOCITY BROADBAND SERVICE PRIVATE LIMITED	0	72	72
972	FASTTECH NET PRIVATE LIMITED	0	72	72
973	NR Data Service Pvt Ltd.	0	72	72
974	SHERAWAT INFOTECH PRIVATE LIMITED	0	72	72
975	G-Max IT Services Pvt. Ltd.	0	71	71
976	LECTO TECH BROADBAND PRIVATE LIMITED	0	71	71
977	TACT COMMUNICATION PVT LTD	0	71	71
978	Heramb T-10 Network Pvt. Ltd..	0	70	70
979	Jai Mata Di Telectronix Pvt. Ltd.	0	70	70
980	Suryasspeed Network Pvt Ltd	0	70	70
981	Tamana Winet Pvt. Ltd.	0	70	70
982	Sanavi Infotech (OPC) Pvt. Ltd.	33	36	69
983	Amity Hua Electronics Pvt. Ltd.	0	67	67
984	INSPIREIT NETWORK SOLUTIONS PRIVATE LIMITED	0	67	67
985	NAS Broadband Pvt. Ltd	0	67	67
986	DURGA WI-FI(OPC) PRIVATE LIMITED	0	65	65
987	LINKAGE INFOTECH PRIVATE LIMITED	0	65	65
988	Nextech Broadband Pvt.Ltd	0	65	65
989	DNet E Solutions Pvt. Ltd.	0	64	64
990	GENX BROADBAND SERVICES PRIVATE LIMITED	0	64	64
991	JETONE FIBER PRIVATE LIMITED	0	64	64
992	WINUX COMMUNICATIONS PVT LTD	0	64	64
993	VIBELINK INFOTECH PRIVATE LIMITED	0	63	63
994	Omkar Net Services Pvt. Ltd.	0	62	62
995	U-FIBER BROADBAND PRIVATE LIMITED	61	0	61
996	WORLDSKY ONLINE PRIVATE LIMITED	0	61	61
997	ABUNETCONNECT INTERNET SERVICES PRIVATE LIMITED	0	60	60
998	AGILE NETLINK PRIVATE LIMITED	0	60	60
999	BRIGHTNET INTERNET SOLUTIONS (OPC) PRIVATE LIMITED	0	60	60
1000	Denet Connect Services Pvt Ltd	0	60	60
1001	GURBADEVI NETWORK SERVICES PRIVATE LIMITED	0	60	60
1002	Kim Broadband Services Pvt. Ltd.	0	60	60
1003	Malachandra Infotech Private Limited (Earlier known as MALACHANDRA BROADBAND SERVICES Pvt Ltd)	0	60	60



<b>S. No.</b>	<b>Name of Service Provider</b>	<b>Narrowband</b>	<b>Broadband</b>	<b>Total</b>
1004	MAXWEB MULTIMEDIA PRIVATE LIMITED	0	60	60
1005	S.G.I.C SERVICES PRIVATE LIMITED	0	60	60
1006	GURU NETCOM PVT. LTD.	0	59	59
1007	Comtel Services Pvt. Ltd.	0	58	58
1008	GENIUS NETWORK PRIVATE LIMITED	0	58	58
1009	VANSI BROADBAND PVT LTD	0	58	58
1010	Ezeenet Internet Solutions Pvt. Ltd.	0	55	55
1011	Froze Communications Pvt. Ltd.	0	55	55
1012	Playernet Technologies Private Limited	0	55	55
1013	FutureNet Telecom Private Limited	54	0	54
1014	Gigalo Communication Pvt Ltd	0	52	52
1015	GUJNET INFRALINK PRIVATE LIMITED	0	52	52
1016	Hansin IT Services Private Limited	0	52	52
1017	Tiruppur Broadwave Pvt. Ltd.	0	51	51
1018	Samruddhi Communication Pvt. Ltd.	0	50	50
1019	SAQUIB COMPUTERS (OPC) PRIVATE LIMITED	0	50	50
1020	ANSH NET SOL PRIVATE LIMITED	0	49	49
1021	Stromnet Broadband Services Private Limited	0	49	49
1022	Speed WiFi Pvt. Ltd.	0	48	48
1023	Speedobits Internet Private Limited	0	48	48
1024	A M Broadband Pvt.Ltd	0	47	47
1025	FIBERLINK COMMUNICATION PRIVATE LIMITED	0	47	47
1026	Fibernet Solutions (OPC) Pvt. Ltd.	0	47	47
1027	OS VENTURES PRIVATE LIMITED	0	47	47
1028	ZITA TELECOM PRIVATE LIMITED	0	47	47
1029	BHARATH FIBER NETWORK PVT LTD	0	46	46
1030	NM Paribas Private Limited	0	46	46
1031	Creative Broadband Services Pvt. Ltd	0	45	45
1032	FASUTONETTO SERVICES PRIVATE LIMITED	0	45	45
1033	Play Bunch Entertainment Pvt Ltd	0	45	45
1034	SHREE BALAJI WIFI PVT LTD	0	45	45
1035	MARUTI INTERACTIVE NETWORK PRIVATE LIMITED	0	44	44
1036	Fastx Broadband Pvt. Ltd.	0	42	42
1037	SPEEDNET247 SOLUTIONS PRIVATE LIMITED	0	42	42
1038	UNM BROADBAND SERVICE PRIVATE LIMITED	0	42	42
1039	AIR24 NETWORK(OPC) PVT LTD	0	41	41

<b>S. No.</b>	<b>Name of Service Provider</b>	<b>Narrowband</b>	<b>Broadband</b>	<b>Total</b>
1040	Brisanjay Internet Services Pvt Ltd	0	41	41
1041	EASTERN SERVICES NETWORK PRIVATE LIMITED	0	41	41
1042	ONREMOTE TELECOM PRIVATE LIMITED	0	41	41
1043	RISING INTERNET PRIVATE LIMITED	0	41	41
1044	Balaji Netpoint Services Pvt. Ltd.	0	40	40
1045	Elyzium Globenet Pvt. Ltd.	0	40	40
1046	SHRAVI COMMUNICATION PVT LTD	0	40	40
1047	SYS NETMAGIC PVT.LTD	40	0	40
1048	Ajay Cable & Broadband Service OPC Pvt. Ltd	0	38	38
1049	INTRO TELECOM Pvt Ltd.	0	38	38
1050	NASHIK SOFTCALL PRIVATE LIMITED	0	38	38
1051	Priveka Web Services Pvt. Ltd.	0	36	36
1052	R.P. World Telecom Pvt. Ltd.	0	36	36
1053	VIVA Communications Pvt Ltd	0	36	36
1054	Jmohit Cable Vision Pvt. Ltd.	0	35	35
1055	KHETAN TELECOMMUNICATIONS PRIVATE LIMITED	0	35	35
1056	AIT Internet Services Pvt. Ltd.	0	34	34
1057	EZNET INDIA PRIVATE LIMITED	0	33	33
1058	KAROBA BROADBAND SERVICE PRIVATE LIMITED	0	33	33
1059	Kutch Telelink Pvt. Ltd.	0	33	33
1060	BUDANTA NETWORKS PRIVATE LIMITED	0	32	32
1061	SASH Broadband Private Limited	0	32	32
1062	KORD BROADBAND SERVICES PRIVATE LIMITED	0	31	31
1063	KARAD-D-INFRA GIGA NET PRIVATE LIMITED	0	30	30
1064	Unified Voice Communication Pvt. Ltd.	0	30	30
1065	Auspice Infratel Pvt. Ltd. (UL-ISP)	0	29	29
1066	KN SHLOKNET PRIVATE LIMITED	0	29	29
1067	Streamax Broadband Services Pvt. Ltd	0	29	29
1068	Doonbroadband Pvt. Ltd.	0	28	28
1069	OCTEL INFONET PRIVATE LIMITED	0	28	28
1070	Skynet Zone Wifi Services (P) Ltd.	0	28	28
1071	KP INFRATEL NETWORK (OPC) PRIVATE LIMITED	0	26	26
1072	CABLECOM NETWORK PRIVATE LIMITED	0	26	26
1073	DENSIS ONLINE PVT LTD	0	26	26
1074	FURIOUSPEED PRIVATE LIMITED	0	25	25

<b>S. No.</b>	<b>Name of Service Provider</b>	<b>Narrowband</b>	<b>Broadband</b>	<b>Total</b>
1075	Sudhana Telecommunication Pvt Ltd.	0	25	25
1076	TIKKA BROADBAND PRIVATE LIMITED	0	25	25
1077	TREELINK NETWORK PVT LTD	0	25	25
1078	AVD INFOCOM PRIVATE LIMITED	0	24	24
1079	Edge Telecommunications Pvt. Ltd.	0	24	24
1080	LEGACY INFOWAY PRIVATE LIMITED	0	23	23
1081	Saagars Channel Pvt. Ltd.	0	23	23
1082	SPACE INTERNET PRIVATE LIMITED	0	23	23
1083	K-ANANDRAJ INET SOLUTIONS PVT LTD	0	22	22
1084	LIVE FIBERNET SERVICE PRIVATE LIMITED	0	22	22
1085	Mpr Infonet Systems Private Limited	0	21	21
1086	GPX India Services Pvt. Ltd.	0	20	20
1087	JKM DIGITAL SERVICES (OPC) PVT LTD	0	20	20
1088	NP-GOLDNET PRIVATE LIMITED	0	20	20
1089	Praveen Telecom Pvt. Ltd.	0	20	20
1090	SAMVAD TELECOM	18	2	20
1091	SHIVAM WEB NETWORKS PRIVATE LIMITED	0	20	20
1092	Chaitali Communications (OPC) Pvt.Ltd	0	19	19
1093	CL INTERNET SERVICE PRIVATE LIMITED	0	19	19
1094	Aerocast Networks Pvt Ltd.	0	18	18
1095	NEO AISHWARYA TECHNOLOGY PRIVATE LIMITED	0	18	18
1096	OMNET SMARTLINK SERVICES PRIVATE LIMITED	0	18	18
1097	Rita Infocom Pvt. Ltd.	0	18	18
1098	FUTURE INTERNET PRIVATE LIMITED	0	17	17
1099	GREEN WEB SOFTWARE DEVELOPMENT PRIVATE LIMITED	0	17	17
1100	Hienet Internet Services Pvt. Ltd.	0	17	17
1101	JETAIR NET PRIVATE LIMITED	0	17	17
1102	10G TELECOM PVT LTD	0	16	16
1103	Nelco Ltd.	8	8	16
1104	TELESECURE COMMUNICATIONS PRIVATE LIMITED	0	16	16
1105	DIGITAL OXYGEN PRIVATE LIMITED	0	15	15
1106	smart city broadband network solution pvt ltd	0	15	15
1107	Haze Internet Services Private Limited	0	14	14
1108	SPEEDPULSE DIGITAL NETWORK PRIVATE LIMITED	0	14	14
1109	IndrayaniCommunication Pvt. Ltd	0	13	13

<b>S. No.</b>	<b>Name of Service Provider</b>	<b>Narrowband</b>	<b>Broadband</b>	<b>Total</b>
1110	JARIMARI PRIVATE LIMITED	0	13	13
1111	NETVIGATOR BROADBAND PVT LTD	0	13	13
1112	AGP BROADBAND NETWORK PRIVATE LIMITED	0	12	12
1113	Jet Netcom Broadband Pvt. Ltd.	0	12	12
1114	TLN COMMUNICATION PRIVATE LIMITED	0	12	12
1115	FYLFOT INTERNET SERVICES PRIVATE LIMITED	0	11	11
1116	RAPIDE NEXT PRIVATE LIMITED	11	0	11
1117	Ultrawave Internet Access Pvt. Ltd.	0	11	11
1118	V-CON Mobile & Infra private limited	0	11	11
1119	WAY 2 INTERNET Pvt Ltd.	0	11	11
1120	WESTERNEDGE TELECOMMUNICATIONS PRIVATE LIMITED	0	11	11
1121	VR INTERNET PRIVATE LIMITED	0	10	10
1122	HELLO NETWORK SERVICE Pvt Ltd.	0	10	10
1123	NETLAYER INDIA PRIVATE LIMITED	0	10	10
1124	Upnet Communications Pvt. Ltd.	0	10	10
1125	AMIGOS BROADBAND PVT LTD	0	9	9
1126	Ceralink Communication Pvt Ltd	9	0	9
1127	SHRIKSHETRA NETWORKS PRIVATE LIMITED	0	9	9
1128	YOTTA NETWORK SERVICES PRIVATE LIMITED	0	9	9
1129	BHAVARTH INTERNET SERVICES PRIVATE LIMITED	0	8	8
1130	CELESTIAL LINK PRIVATE LIMITED	0	8	8
1131	GOLCON TECHNOLOGIES PRIVATE LIMITED	0	8	8
1132	MILAN MULTISERVICES PRIVATE LIMITED	0	8	8
1133	NETZ SHREERAM SOLUTION PRIVATE LIMITED	0	8	8
1134	WONDER NETSOL PRIVATE LIMITED	0	8	8
1135	INFINITYLINK COMMUNICATION PRIVATE LIMITED	0	7	7
1136	Kadne Networks Private Limited	0	7	7
1137	AMITEL INDIA PVT LTD	0	6	6
1138	BRAVISHMAH INFOTECH PRIVATE LIMITED	0	6	6
1139	Mesh Infranet Pvt. Ltd.	0	6	6
1140	Blueline ISP Pvt. Ltd	0	5	5
1141	Hybrid Hash Pvt. Ltd.	0	5	5

<b>S. No.</b>	<b>Name of Service Provider</b>	<b>Narrowband</b>	<b>Broadband</b>	<b>Total</b>
1142	MALAYALAM CABLE VISION PRIVATE LIMITED	0	5	5
1143	NEXTLEVEL BROADBAND PRIVATE LIMITED	0	5	5
1144	QUICKNET COMMUNICATIONS PRIVATE LIMITED	0	5	5
1145	Saraswati Internet Solution Pvt Ltd	0	5	5
1146	SUMERRU INFOTECH PRIVATE LIMITED	0	5	5
1147	WAYAR NETWORK PRIVATE LIMITED	0	5	5
1148	Winet Infratel Pvt. Ltd.	0	5	5
1149	Fibmesh IN Limited	0	4	4
1150	Isyan Communication Pvt. Ltd	0	4	4
1151	METICULOUS NETWORKS PRIVATE LIMITED	0	4	4
1152	Mount Edge Digital Services Pvt Ltd	0	4	4
1153	POWERNET TELECOM PRIVATE LIMITED (UL-ISP)	0	4	4
1154	Critel Technologies Pvt. Ltd.	0	3	3
1155	DISHAWAVES INFOTECH PRIVATE LIMITED	0	3	3
1156	FAB FIVE NETWORK PRIVATE LIMITED	0	3	3
1157	Kartik Network Pvt. Ltd.	0	3	3
1158	L & T NETWORK SERVICES PRIVATE LIMITED	0	3	3
1159	MRKR COMMUNICATIONS PRIVATE LIMITED	0	3	3
1160	SOFTNET NETWORK PVT LTD	0	3	3
1161	VIFIBEE SOLUTION (OPC) PRIVATE LIMITED	0	3	3
1162	Airnat IT Solutions Pvt. Ltd.	0	2	2
1163	Cloudcast Digital Ltd.	0	2	2
1164	ESTO MEDIA PRIVATE LIMITED	0	2	2
1165	Red Fiber Telecom Pvt Ltd	0	2	2
1166	Sabse Internet Service Provider Pvt. Ltd.	0	2	2
1167	WEBLINK SYSTEMS PRIVATE LIMITED	0	2	2
1168	A TO Z INFOLINK PVT. LTD.	0	1	1
1169	ALLCONNECT OPTICS NETWORK PRIVATE LIMITED	0	1	1
1170	B PRIMO INTERNET SERVICES PVT LTD	0	1	1
1171	BHUMITAT ISP PRIVATE LIMITED	0	1	1
1172	COMPTECH INFORMATIC PRIVATE LIMITED	0	1	1
1173	FLYTEL NETWORK PRIVATE LIMITED	0	1	1
1174	Infonet Accurate Appz India Pvt. Ltd.	0	1	1
1175	MINDAGE BROADCASTING Pvt. LTD	0	1	1

<b>S. No.</b>	<b>Name of Service Provider</b>	<b>Narrowband</b>	<b>Broadband</b>	<b>Total</b>
1176	MYNEXT BROADBAND SERVICES PRIVATE LIMITED	0	1	1
1177	Nuozen Telecom Pvt. Ltd.	0	1	1
1178	Perfect Internet Pvt. Ltd	1	0	1
1179	SAMAIRA INFOTECH PVT. LTD.	0	1	1
1180	SHYAM DATA & VOICE SERVICES PVT LTD	0	1	1
1181	SPARKLINE TECHNOSYS PRIVATE LIMITED	0	1	1
1182	TRIPLE FAST NET PRIVATE LIMITED	0	1	1
1183	VERIZONE BROADBAND SERVICES PRIVATE LIMITED	0	1	1
1184	VPS Broadband andTelecommunications Pvt. Ltd.	0	1	1
	<b>Total</b>	<b>27107121</b>	<b>944388171</b>	<b>971495292</b>
	<b>Total (in Million)</b>	<b>27.11</b>	<b>944.39</b>	<b>971.50</b>

\*The information is compiled based on the reports being received from the Internet Service Providers

### Annexure 1.6: State/UT-wise Public Wi-Fi Hotspots as on 30.09.2024

S.No.	State/UT	Number of Public Wi-Fi Hotspots	Number of Access Points	Number of unique Wi-Fi Users	Aggregate Data Consumed (TB) during the Quarter (Jul-Sep, 24)
1	Andhra Pradesh	3870	6943	275854	635
2	Arunachal Pradesh	482	1019	1780	12
3	Assam	779	1707	169157	488
4	Bihar	31105	33232	1000898	2539
5	Chattisgarh	4637	10839	126432	353
6	Goa	159	581	15318	41
7	Gujarat	6838	14383	345765	1183
8	Haryana	6583	9912	148472	299
9	Himachal Pradesh	1116	2246	11715	27
10	Jharkhand	2937	5918	329452	871
11	Karnataka	8533	26323	170675	472
12	Kerala	3955	8184	463793	748
13	Madhya Pradesh	14862	26789	442276	1086
14	Maharashtra incl. Mumbai	17552	38717	1774914	2626
15	Manipur	74	252	735	1
16	Meghalaya	176	483	3477	74
17	Mizoram	34	116	508	7
18	Nagaland	81	262	6196	13
19	Odisha	3615	5730	206637	662
20	Punjab	9611	11649	108378	213
21	Rajasthan	2583	7931	339960	819
22	Sikkim	47	334	1689	2
23	Tamil Nadu incl. Chennai	2084	7986	250217	612
24	Telangana	5728	14589	184991	338
25	Tripura	767	883	22204	63
26	Uttar Pradesh (UPE+UPW)	28693	114818	871466	2144
27	Uttarakhand	1670	5046	49780	113
28	West Bengal incl. Kolkata	3780	12062	815754	1655
<b>Union Territories</b>					0
29	Andaman & Nicobar Islands	43	116	97	0
30	Chandigarh	88	761	6948	12
31	Dadar & Nagar Haveli & Daman & Diu	41	41	0	0
32	Delhi	685	11407	171809	263
33	Jammu & Kashmir	1491	3207	27176	56
34	Ladakh	1	1	13	0
35	Lakshdweep	0	0	0	0
36	Puduchery	103	687	1020	4
<b>Total</b>		<b>164803</b>	<b>385154</b>	<b>8345556</b>	<b>18431</b>

**Annexure 1.7: List of Service Providers which reported  
IP Telephony Minutes for Q.E. September-24**

<b>S. No.</b>	<b>Name of Service Providers reported IP Telephony Minutes</b>
1	Alliance Broadband Services Pvt. Ltd.
2	Novanet Ltd.
3	Viva Communications Pvt. Ltd.
4	Weco Infotech Pvt. Ltd.
5	Shyam Spectra Pvt. Ltd..
6	delDSL Internet Pvt. Ltd.
7	Pulse Telesystems Pvt. Ltd.
8	Sify Technologies Ltd.
9	Tata Communications Limited
10	Trikon Electronics Pvt. Ltd.
11	World Phone Internet Services Pvt. Ltd.
12	Skyfall Voice Communications Pvt. Ltd.
13	Warmconnect Internet Services Pvt. Ltd.
14	Reticule Infotech Pvt. Ltd.



### Annexure 1.8: Service Area wise PMRTS subscriber Base

Annexure 1.8: Service Area wise PMRTS subscriber Base					
S.No.	DOT Licensed Service Area	Area Served	Service Provider	Subscriber Base	
				30.06.2024	30.06.2024
1	Andhra Pradesh	Hyderabad	Arya Omnitalk Radio Trunking Services Pvt.Ltd.	2,575	2,480
			QuickCall	1,100	1,178
		Visakhapatnam	Arya Omnitalk Radio Trunking Services Pvt.Ltd.	3,935	4,004
		<b>Total</b>		<b>7,610</b>	<b>7,662</b>
2	Delhi	Delhi	Arya Omnitalk Radio Trunking Services Pvt.Ltd.	6,324	6,416
			Procall Ltd.	3,778	3,676
		<b>Total</b>		<b>10,102</b>	<b>10,092</b>
3	Gujarat	Ahmedabad	Arya Omnitalk Radio Trunking Services Pvt.Ltd.	1,185	1,184
		Amrela	Inative Networks Pvt. Ltd.	-	-
		Bharuch	Arya Omnitalk Radio Trunking Services Pvt.Ltd.	1,737	1,767
			Inative Networks Pvt. Ltd.	-	-
		Dahej	Arya Omnitalk Radio Trunking Services Pvt.Ltd.	1,852	1,982
		Jamnagar	Inative Networks Pvt. Ltd.	360	360
		Kutch	Inative Networks Pvt. Ltd.	205	205
			Arya Omnitalk Radio Trunking Services Pvt.Ltd.	2,135	2,173
		Surat	Inative Networks Pvt. Ltd.	895	895
			Arya Omnitalk Radio Trunking Services Pvt.Ltd.	1,651	1,800
Vadodara	Inative Networks Pvt. Ltd.	360	360		
	<b>Total</b>		<b>10,380</b>	<b>10,726</b>	
4	Karnataka	Bangalore	Arya Omnitalk Radio Trunking Services Pvt.Ltd.	7,189	7,299
			QuickCall	474	475
		<b>Total</b>		<b>7,663</b>	<b>7,774</b>
5	Kerala	Ernakulam	Arya Omnitalk Radio Trunking Services Pvt.Ltd.	1,108	1,132
		Kerala	Wiwanet Solutions Pvt. Ltd	1,146	1,146
		<b>Total</b>		<b>2,254</b>	<b>2,278</b>
6	Kolkata	Kolkata	Arya Omnitalk Radio Trunking Services Pvt.Ltd.	<b>1,504</b>	<b>1,558</b>
7	Madhya Pradesh	Indore	Arya Omnitalk Radio Trunking Services Pvt.Ltd.	<b>1,890</b>	<b>1,887</b>
8	Maharashtra	Khandala	Arya Omnitalk Radio Trunking Services Pvt.Ltd.	548	541
		Pune	Arya Omnitalk Radio Trunking Services Pvt.Ltd.	1,660	1,536
			Smartalk Pvt Ltd.	580	525
		<b>Total</b>		<b>2,788</b>	<b>2,602</b>
9	Mumbai	Mumbai	Airtalk Solutions & Services Pvt. Ltd.	1,370	1,400
			Arya Omnitalk Radio Trunking Services Pvt.Ltd.	9,047	9,237
			Bhilwara Telenet Services Pvt.Ltd.	843	891
			Smartalk Pvt Ltd.	805	952
			<b>Total</b>		<b>12,065</b>
10	Rajasthan	Jaipur	Arya Omnitalk Radio Trunking Services Pvt.Ltd.	904	940
			Procall Ltd.	389	393
		<b>Total</b>		<b>1,293</b>	<b>1,333</b>
11	Tamil Nadu	Chennai	Arya Omnitalk Radio Trunking Services Pvt.Ltd.	7,300	7,295
			QuickCall	374	379
		<b>Total</b>		<b>7,674</b>	<b>7,674</b>
<b>Grand Total</b>				<b>65,223</b>	<b>66,066</b>

**Annexure 2.1: Wireless Revenue Service - Service Area wise Statistics for  
QE Sep, 2024**

**Key parameters for service areas of category-A**

Service Area	% of pre-paid in total subscribers	ARPU (Rs. per month)	Total usage (from & outside HSA) per subscriber per month			
			Outgoing SMS	Outgoing MOU	Incoming MOU	Total MOU
AP	92.53%	201	10	479	473	952
Gujarat	92.18%	183	14	401	395	796
Karnataka	87.71%	200	12	481	475	956
MH	93.82%	194	12	416	412	828
TN (incl. Chennai)	89.56%	201	8	455	454	909

**Key parameters for service areas of category-B**

Service Area	% of pre-paid in total Subscribers	ARPU (Rs. per month)	Total usage (from & outside HSA) per subscriber per month			
			Outgoing SMS	Outgoing MOU	Incoming MOU	Total MOU
Haryana	88.62%	148	8	427	430	857
Kerala	95.29%	194	5	397	354	751
MP	94.46%	160	13	454	452	906
Punjab	93.00%	178	7	418	414	832
Rajasthan	95.26%	169	11	469	471	940
UP(E)	95.94%	140	11	583	598	1181
UP(W)	95.66%	157	9	484	490	975
WB	97.58%	163	13	531	538	1069

**Key parameters for service areas of category-C**

Service Area	% of pre-paid in total subscribers	ARPU (Rs. per month)	Total usage (from & outside HSA) per subscriber per month			
			Outgoing SMS	Outgoing MOU	Incoming MOU	Total MOU
Assam	94.62%	175	24	557	563	1120
Bihar	95.15%	151	11	635	661	1295
HP	96.68%	198	10	496	492	989
J&K	38.28%	199	20	617	591	1208
NE	97.19%	195	24	500	508	1008
Odisha	94.78%	164	16	570	582	1152

**Key parameters for service areas of category-Metro**

Service Area	% of pre-paid in total subscribers	ARPU (Rs. per month)	Total usage (from & outside HSA) per subscriber per month			
			Outgoing SMS	Outgoing MOU	Incoming MOU	Total MOU
Kolkata	92.07%	133	9	434	425	860
Delhi	76.72%	157	8	462	436	898
Mumbai	78.66%	166	8	421	391	812

## Annexure 4.1: Performance of QoS Parameters for Cellular Mobile Service

LSA Name	TSP Name	Network Related Parameters										Customer Service Quality Parameters										
		Network Availability		Connection Establishment (Accessibility)		Connection Maintenance (Retainability)				POI	Metering and Billing					Response time to the customer for assistance		Termination / closure of service				
		BS Accumulated down-time (not available for service) (%age)	Worst affected BSs due to down-time (%age)	Call Set-up Success Rate and Session Establishment Success Rate for Circuit Switched Voice or VoLTE as applicable	SDCCH/ Paging Channel Congestion/ RRC Congestion (%age)	TCH, RAB and E-RAB Congestion (%age)	Network QoS DCR Spatial Distribution Measure [Network_QSD(90,90)]	Network QoS DCR Temporal Distribution Measure [Network_QTD(97,90)]	Connections with good voice quality, Circuit Switched Voice Quality and VoLTE quality	Down Link (DL) Packet Drop Rate or DL-PDR	Up Link (UL) Packet Drop Rate or UL-PDR	Point of Interconnection (POI) Congestion (on individual POI) - No. of POIs not meeting the benchmark	Metering and billing credibility - post paid	Metering and billing credibility - pre paid	Resolution of billing/charging complaints- within 4 weeks	Resolution of billing/charging complaints- within 6 weeks	Period of applying credit/ waiver/ adjustment to customer's account from the date of resolution of complaints	Accessibility of call center/ customer care	Percentage of calls answered by the operators (voice to voice) within ninety seconds	Termination / Closure of service	Time taken for refund of deposits after closures	
<=2%	<=2%	>=95%	<=1%	<=2%	<=2%	<=3%	>=95%	<=2%	<=2%	<=0.5	<=0.1%	<=0.1%	98% within 4 weeks	100% within 6 weeks	100% within 1 week of resolution of complaint	>=95%	>=95%	<= 7 days	100% within 60 days			
Andhra Pradesh	AIRTEL	0.28%	1.64%	99.56%	0.16%	0.21%	0.80%	1.00%	96.38%	0.16%	0.17%	0	0.02%	0.00%	100.00%	100.00%	100.00%	100.00%	96.08%	85.35%	100.00%	100.00%
	BSNL	0.70%	1.54%	98.08%	0.60%	0.64%	1.60%	1.91%	98.30%	0.05%	0.18%	0	0.00%	0.00%	100.00%	100.00%	100.00%	100.00%	96.08%	16.60%	100.00%	100.00%
	RJIL	0.07%	0.26%	99.53%	0.05%	0.00%	0.20%	0.28%	99.67%	0.00%	0.12%	0	0.00%	0.00%	100.00%	100.00%	100.00%	100.00%	99.49%	99.20%	100.00%	100.00%
	VIL	0.20%	0.84%	99.59%	0.36%	0.32%	1.39%	1.82%	97.41%	0.08%	0.24%	0	0.00%	0.00%	100.00%	100.00%	100.00%	100.00%	99.43%	99.52%	100.00%	100.00%
Assam	AIRTEL	0.29%	1.26%	99.31%	0.15%	0.40%	1.71%	2.30%	96.44%	0.22%	0.24%	0	0.02%	0.00%	100.00%	100.00%	100.00%	100.00%	100.00%	90.33%	100.00%	100.00%
	BSNL	1.88%	0.65%	98.96%	0.65%	0.99%	1.98%	2.39%	97.74%	1.35%	1.13%	0	0.02%	0.00%	100.00%	100.00%	100.00%	100.00%	58.47%	5.04%	100.00%	100.00%
	RJIL	0.33%	1.37%	99.71%	0.01%	0.00%	0.40%	0.50%	99.55%	0.00%	0.13%	0	0.00%	0.00%	100.00%	100.00%	100.00%	100.00%	99.60%	98.46%	100.00%	100.00%
	VIL	0.64%	1.44%	99.44%	0.25%	0.56%	1.81%	2.70%	97.56%	0.07%	0.11%	0	0.00%	0.00%	100.00%	100.00%	100.00%	100.00%	98.38%	99.83%	100.00%	100.00%
Bihar	AIRTEL	0.36%	1.80%	98.46%	0.60%	0.84%	0.83%	1.03%	96.46%	0.18%	0.28%	0	0.02%	0.00%	100.00%	100.00%	100.00%	100.00%	100.00%	90.15%	100.00%	100.00%
	BSNL	1.86%	0.63%	96.32%	0.40%	0.31%	1.74%	2.04%	97.00%	0.00%	0.00%	0	0.00%	0.00%	99.00%	100.00%	100.00%	100.00%	100.00%	100.00%	100.00%	100.00%
	RJIL	0.29%	1.37%	99.50%	0.03%	0.00%	0.32%	0.46%	99.59%	0.00%	0.15%	0	0.00%	0.00%	100.00%	100.00%	100.00%	100.00%	99.51%	98.17%	100.00%	100.00%
	VIL	0.20%	1.73%	99.90%	0.19%	0.09%	1.77%	2.50%	97.67%	0.06%	0.23%	0	0.00%	0.00%	100.00%	100.00%	100.00%	100.00%	98.49%	99.91%	100.00%	100.00%
Delhi	AIRTEL	0.34%	1.87%	99.50%	0.12%	0.22%	1.20%	1.65%	95.32%	0.23%	0.23%	0	0.04%	0.00%	100.00%	100.00%	100.00%	100.00%	100.00%	93.93%	100.00%	100.00%
	MTNL	0.06%	0.19%	97.48%	0.31%	0.84%	1.26%	1.45%	98.05%	NA	NA	0	0.00%	0.00%	100.00%	100.00%	100.00%	100.00%	99.97%	98.26%	100.00%	100.00%
	RJIL	0.16%	0.46%	99.50%	0.07%	0.00%	0.25%	0.34%	99.59%	0.00%	0.16%	0	0.00%	0.00%	99.64%	100.00%	100.00%	100.00%	99.34%	98.59%	100.00%	100.00%
	VIL	0.07%	0.61%	99.85%	0.22%	0.14%	1.96%	2.55%	98.73%	0.11%	0.23%	0	0.01%	0.00%	100.00%	100.00%	100.00%	100.00%	99.89%	99.17%	100.00%	100.00%
Gujarat	AIRTEL	0.28%	1.74%	99.44%	0.17%	0.24%	0.86%	1.39%	96.77%	0.11%	0.22%	0	0.02%	0.00%	100.00%	100.00%	100.00%	100.00%	100.00%	91.86%	100.00%	100.00%
	BSNL	0.39%	0.50%	98.53%	0.12%	0.35%	1.68%	2.04%	98.50%	0.08%	0.21%	0	0.10%	0.00%	100.00%	100.00%	100.00%	100.00%	99.02%	96.56%	100.00%	100.00%
	RJIL	0.30%	1.23%	99.64%	0.02%	0.00%	1.28%	0.23%	99.67%	0.00%	0.11%	0	0.00%	0.00%	100.00%	100.00%	100.00%	100.00%	99.67%	97.98%	100.00%	100.00%
	VIL	0.10%	0.41%	99.31%	0.16%	0.45%	1.77%	2.13%	97.40%	0.13%	0.18%	0	0.01%	0.00%	100.00%	100.00%	100.00%	100.00%	98.74%	99.33%	100.00%	100.00%
Haryana	AIRTEL	0.19%	1.29%	99.64%	0.06%	0.09%	0.99%	1.25%	96.28%	0.14%	0.16%	0	0.01%	0.00%	100.00%	100.00%	100.00%	100.00%	100.00%	92.41%	100.00%	100.00%
	BSNL	1.24%	0.49%	98.65%	0.28%	0.65%	1.74%	2.20%	97.04%	0.15%	0.69%	0	0.00%	0.00%	100.00%	100.00%	100.00%	100.00%	96.38%	95.02%	100.00%	100.00%
	RJIL	0.15%	0.59%	99.60%	0.01%	0.00%	0.19%	0.42%	99.72%	0.00%	0.12%	0	0.00%	0.00%	100.00%	100.00%	100.00%	100.00%	98.48%	98.28%	100.00%	100.00%
	VIL	0.14%	0.67%	99.57%	0.24%	0.43%	1.49%	2.08%	98.50%	0.10%	0.15%	0	0.00%	0.00%	100.00%	100.00%	100.00%	100.00%	99.54%	99.84%	100.00%	100.00%
Himachal Pradesh	AIRTEL	0.20%	0.90%	99.80%	0.12%	0.10%	0.96%	1.10%	96.97%	0.21%	0.16%	0	0.02%	0.00%	100.00%	100.00%	100.00%	100.00%	100.00%	93.04%	100.00%	100.00%
	BSNL	1.97%	0.64%	99.03%	0.59%	0.72%	1.88%	2.41%	98.47%	0.01%	0.02%	0	0.01%	0.00%	100.00%	100.00%	100.00%	100.00%	99.69%	54.31%	100.00%	100.00%
	RJIL	0.19%	0.72%	99.52%	0.02%	0.00%	0.17%	0.33%	99.72%	0.00%	0.08%	0	0.00%	0.00%	100.00%	100.00%	100.00%	100.00%	99.37%	98.53%	100.00%	100.00%
	VIL	0.37%	1.15%	99.58%	0.27%	0.19%	1.43%	2.38%	96.57%	0.14%	0.19%	0	0.03%	0.00%	100.00%	100.00%	100.00%	100.00%	99.54%	99.96%	100.00%	100.00%
Jammu & Kashmir	AIRTEL	0.14%	0.93%	99.81%	0.08%	0.09%	0.82%	1.06%	97.13%	0.17%	0.14%	0	0.00%	0.00%	100.00%	100.00%	100.00%	100.00%	100.00%	94.40%	100.00%	100.00%
	BSNL	1.74%	0.13%	98.98%	0.69%	0.95%	1.90%	2.01%	97.61%	1.68%	1.54%	0	0.00%	0.00%	100.00%	100.00%	100.00%	100.00%	97.14%	91.80%	100.00%	100.00%
	RJIL	0.09%	0.27%	99.65%	0.00%	0.00%	0.16%	0.32%	99.76%	0.00%	0.08%	0	0.00%	0.00%	99.90%	100.00%	100.00%	100.00%	99.16%	99.81%	100.00%	100.00%
	VIL	0.51%	1.64%	99.29%	0.22%	0.38%	1.30%	2.23%	97.90%	0.21%	0.18%	0	0.00%	0.00%	100.00%	100.00%	100.00%	100.00%	99.89%	99.90%	100.00%	100.00%

## Annexure 4.1 (Contd.)

Karnataka	AIRTEL	0.22%	1.10%	99.76%	0.09%	0.10%	0.83%	1.18%	95.83%	0.17%	0.22%	0	0.02%	0.00%	100.00%	100.00%	100.00%	100.00%	100.00%	92.58%	100.00%	100.00%	
	BSNL	1.40%	0.49%	97.88%	0.50%	0.43%	1.51%	1.64%	97.90%	1.09%	1.17%	0	0.00%	0.00%	100.00%	100.00%	100.00%	100.00%	100.00%	92.72%	16.54%	100.00%	100.00%
	RJIL	0.12%	0.57%	99.58%	0.06%	0.00%	0.21%	0.33%	99.69%	0.00%	0.12%	0	0.00%	0.00%	99.78%	100.00%	100.00%	100.00%	100.00%	99.57%	98.72%	100.00%	100.00%
	VIL	0.11%	0.38%	99.85%	0.56%	0.29%	1.35%	1.79%	96.60%	0.07%	0.19%	0	0.01%	0.00%	100.00%	100.00%	100.00%	100.00%	100.00%	98.85%	98.92%	100.00%	100.00%
Kerala	AIRTEL	0.16%	0.81%	99.86%	0.12%	0.15%	1.15%	1.72%	97.14%	0.08%	0.21%	0	0.02%	0.00%	100.00%	100.00%	100.00%	100.00%	100.00%	100.00%	81.00%	100.00%	100.00%
	BSNL	0.59%	0.37%	99.27%	0.20%	0.54%	2.16%	2.56%	98.38%	0.05%	0.21%	0	0.00%	0.01%	100.00%	100.00%	100.00%	100.00%	100.00%	97.10%	47.66%	100.00%	100.00%
	RJIL	0.07%	0.32%	99.73%	0.00%	0.00%	0.00%	0.31%	99.63%	0.00%	0.09%	0	0.00%	0.00%	99.36%	100.00%	100.00%	100.00%	100.00%	99.51%	98.58%	100.00%	100.00%
	VIL	0.02%	0.14%	99.81%	0.21%	0.19%	0.46%	0.68%	98.50%	0.05%	0.15%	0	0.01%	0.00%	100.00%	100.00%	100.00%	100.00%	100.00%	99.22%	99.75%	100.00%	100.00%
Kolkata	AIRTEL	0.08%	0.28%	99.80%	0.08%	0.17%	0.59%	0.91%	97.28%	0.10%	0.26%	0	0.03%	0.00%	100.00%	100.00%	100.00%	100.00%	100.00%	100.00%	88.37%	100.00%	100.00%
	BSNL	0.28%	0.64%	98.51%	0.27%	0.30%	1.64%	1.75%	95.68%	0.08%	0.37%	0	0.00%	0.01%	99.00%	100.00%	100.00%	100.00%	100.00%	95.32%	95.32%	100.00%	100.00%
	RJIL	0.02%	0.07%	99.53%	0.03%	0.00%	0.08%	0.19%	98.98%	0.00%	0.08%	0	0.00%	0.00%	100.00%	100.00%	100.00%	100.00%	100.00%	99.40%	98.40%	100.00%	100.00%
	VIL	0.04%	0.08%	99.74%	0.18%	0.26%	1.44%	1.96%	98.20%	0.09%	0.18%	0	0.01%	0.00%	100.00%	100.00%	100.00%	100.00%	100.00%	99.33%	99.41%	100.00%	100.00%
Madhya Pradesh	AIRTEL	0.26%	1.28%	99.30%	0.19%	0.28%	1.64%	2.08%	96.91%	0.12%	0.23%	0	0.02%	0.00%	100.00%	100.00%	100.00%	100.00%	100.00%	100.00%	92.17%	100.00%	100.00%
	BSNL	0.68%	0.37%	98.93%	0.53%	0.79%	1.82%	2.04%	97.70%	0.00%	0.00%	0	0.00%	0.01%	100.00%	100.00%	100.00%	100.00%	100.00%	98.81%	98.81%	100.00%	100.00%
	RJIL	0.30%	1.27%	99.59%	0.01%	0.00%	0.36%	0.46%	99.42%	0.00%	0.15%	0	0.00%	0.00%	100.00%	100.00%	100.00%	100.00%	100.00%	99.71%	98.20%	100.00%	100.00%
	VIL	0.20%	0.38%	98.43%	0.26%	0.87%	1.49%	2.03%	97.04%	0.22%	0.14%	0	0.01%	0.00%	100.00%	100.00%	100.00%	100.00%	100.00%	99.79%	99.85%	100.00%	100.00%
Maharashtra	AIRTEL	0.62%	1.76%	99.36%	0.27%	0.34%	1.38%	1.78%	96.99%	0.10%	0.19%	0	0.03%	0.00%	100.00%	100.00%	100.00%	100.00%	100.00%	100.00%	89.82%	100.00%	100.00%
	BSNL	1.70%	0.62%	97.76%	0.57%	0.73%	1.79%	1.97%	98.20%	0.10%	0.24%	0	0.02%	0.00%	100.00%	100.00%	100.00%	100.00%	100.00%	96.45%	96.02%	100.00%	100.00%
	RJIL	0.35%	1.64%	99.62%	0.02%	0.00%	0.27%	0.37%	99.56%	0.00%	0.15%	0	0.00%	0.00%	100.00%	100.00%	100.00%	100.00%	100.00%	99.68%	98.56%	100.00%	100.00%
	VIL	0.14%	0.61%	98.74%	0.42%	0.99%	1.59%	2.17%	97.59%	0.22%	0.13%	0	0.01%	0.00%	99.43%	100.00%	100.00%	100.00%	100.00%	99.78%	99.61%	100.00%	100.00%
Mumbai	AIRTEL	0.28%	1.61%	99.33%	0.15%	0.19%	1.36%	1.54%	97.06%	0.19%	0.27%	0	0.02%	0.00%	100.00%	100.00%	100.00%	100.00%	100.00%	100.00%	92.40%	100.00%	100.00%
	MTNL	0.20%	1.80%	98.10%	0.30%	0.20%	1.92%	2.24%	98.19%	NA	NA	0	0.00%	0.00%	100.00%	100.00%	100.00%	100.00%	100.00%	100.00%	99.96%	100.00%	100.00%
	RJIL	0.14%	0.59%	99.58%	0.03%	0.00%	0.13%	0.25%	99.68%	0.00%	0.17%	0	0.00%	0.00%	99.79%	100.00%	100.00%	100.00%	100.00%	99.66%	98.30%	100.00%	100.00%
	VIL	0.07%	0.70%	99.74%	0.19%	0.26%	1.53%	2.04%	99.25%	0.16%	0.23%	0	0.01%	0.00%	99.91%	100.00%	100.00%	100.00%	100.00%	99.18%	98.08%	100.00%	100.00%
North East	AIRTEL	0.62%	1.60%	98.80%	0.41%	0.75%	1.30%	1.72%	97.05%	0.25%	0.24%	0	0.02%	0.00%	100.00%	100.00%	100.00%	100.00%	100.00%	100.00%	89.73%	100.00%	100.00%
	BSNL	8.77%	10.87%	97.85%	2.36%	1.08%	1.90%	1.94%	97.00%	0.24%	1.30%	0	0.00%	0.00%	100.00%	100.00%	100.00%	100.00%	100.00%	54.34%	38.69%	100.00%	100.00%
	RJIL	1.15%	1.31%	99.64%	0.00%	0.00%	0.57%	0.83%	99.47%	0.00%	0.16%	0	0.00%	0.00%	100.00%	100.00%	100.00%	100.00%	100.00%	99.10%	98.65%	100.00%	100.00%
	VIL	0.97%	1.40%	99.38%	0.37%	0.59%	1.92%	2.33%	97.44%	0.12%	0.12%	0	0.01%	0.00%	100.00%	100.00%	100.00%	100.00%	100.00%	98.84%	99.90%	100.00%	100.00%
Odisha	AIRTEL	0.32%	1.86%	98.99%	0.14%	0.21%	1.23%	1.54%	96.90%	0.12%	0.25%	0	0.01%	0.00%	100.00%	100.00%	100.00%	100.00%	100.00%	100.00%	89.04%	100.00%	100.00%
	BSNL	1.29%	0.66%	96.50%	0.55%	1.31%	1.95%	1.98%	96.58%	0.00%	0.00%	0	0.00%	0.00%	100.00%	100.00%	100.00%	100.00%	100.00%	98.20%	36.48%	100.00%	100.00%
	RJIL	0.23%	1.10%	99.61%	0.03%	0.00%	0.27%	0.37%	99.52%	0.00%	0.15%	0	0.00%	0.00%	100.00%	100.00%	100.00%	100.00%	100.00%	99.66%	98.69%	100.00%	100.00%
	VIL	0.26%	0.90%	99.90%	0.07%	0.10%	1.61%	2.08%	98.89%	0.05%	0.09%	0	0.00%	0.00%	100.00%	100.00%	100.00%	100.00%	100.00%	98.49%	99.87%	100.00%	100.00%
Punjab	AIRTEL	0.13%	0.56%	99.65%	0.10%	0.21%	0.60%	0.80%	96.75%	0.12%	0.33%	0	0.02%	0.00%	100.00%	100.00%	100.00%	100.00%	100.00%	100.00%	93.88%	100.00%	100.00%
	BSNL	0.36%	0.48%	98.59%	0.53%	0.46%	1.73%	2.13%	97.14%	0.00%	0.02%	0	0.00%	0.00%	100.00%	100.00%	100.00%	100.00%	100.00%	97.07%	95.28%	100.00%	100.00%
	RJIL	0.08%	0.19%	99.59%	0.01%	0.00%	0.07%	0.21%	99.75%	0.00%	0.09%	0	0.00%	0.00%	100.00%	100.00%	100.00%	100.00%	100.00%	99.37%	98.71%	100.00%	100.00%
	VIL	0.05%	0.22%	99.81%	0.34%	0.19%	0.43%	0.77%	98.92%	0.08%	0.06%	0	0.00%	0.00%	100.00%	100.00%	100.00%	100.00%	100.00%	99.96%	99.34%	100.00%	100.00%
Rajasthan	AIRTEL	0.31%	1.65%	99.46%	0.24%	0.34%	1.41%	1.79%	96.95%	0.22%	0.22%	0	0.02%	0.00%	100.00%	100.00%	100.00%	100.00%	100.00%	100.00%	92.83%	100.00%	100.00%
	BSNL	0.72%	0.59%	98.97%	0.76%	1.03%	1.50%	2.00%	98.49%	0.00%	0.00%	0	0.02%	0.00%	100.00%	100.00%	100.00%	100.00%	100.00%	97.78%	48.02%	100.00%	100.00%
	RJIL	0.18%	0.68%	99.60%	0.02%	0.00%	0.27%	0.39%	99.61%	0.00%	0.12%	0	0.00%	0.00%	100.00%	100.00%	100.00%	100.00%	100.00%	99.66%	98.14%	100.00%	100.00%
	VIL	0.14%	1.76%	99.36%	0.26%	0.55%	1.77%	2.22%	96.92%	0.14%	0.25%	0	0.01%	0.00%	100.00%	100.00%	100.00%	100.00%	100.00%	99.20%	99.87%	100.00%	100.00%
Tamilnadu including Chennai	AIRTEL	0.10%	0.22%	99.82%	0.11%	0.11%	1.05%	1.32%	97.58%	0.14%	0.12%	0	0.02%	0.00%	100.00%	100.00%	100.00%	100.00%	100.00%	100.00%	78.56%	100.00%	100.00%
	BSNL	0.91%	0.57%	99.11%	0.18%	0.38%	1.72%	2.60%	98.41%	0.00%	0.00%	0	0.00%	0.00%	100.00%	100.00%	100.00%	100.00%	100.00%	98.26%	41.85%	100.00%	100.00%
	RJIL	0.14%	0.66%	99.69%	0.03%	0.00%	0.14%	0.26%	99.75%	0.00%	0.10%	0	0.00%	0.00%	99.73%	100.00%	100.00%	100.00%	100.00%	99.50%	98.60%	100.00%	100.00%
	VIL	0.22%	1.09%	99.31%	0.40%	0.69%	1.39%	1.89%	98.16%	0.07%	0.14%	0	0.01%	0.00%	100.00%	100.00%	100.00%	100.00%	100.00%	98.96%	99.15%	100.00%	100.00%
Uttar Pradesh (East)	AIRTEL	0.34%	1.57%	99.50%	0.41%	0.52%	1.46%	1.83%	96.71%	0.19%	0.32%	0	0.02%	0.00%	100.00%	100.00%	100.00%	100.00%	100.00%	100.00%	89.88%	100.00%	100.00%
	BSNL	1.12%	0.52%	98.58%	0.81%	0.31%	1.67%	1.66%	98.49%	0.00%	0.01%	0	0.00%	0.00%	100.00%	100.00%	100.00%	100.00%	100.00%	95.87%	97.15%	100.00%	100.00%
	RJIL	0.26%	1.28%	99.61%	0.00%	0.00%	0.33%	0.47%	99.58%	0.00%	0.13%	0	0.00%	0.00%	100.00%	100.00%	100.00%	100.00%	100.00%	99.66%	98.21%	100.00%	100.00%
	VIL	0.17%	1.01%	99.59%	0.22%	0.41%	1.63%	2.22%	97.20%	0.13%	0.27%	0	0.01%	0.00%	100.00%	100.00%	100.00%	100.00%	100.00%	98.75%	99.83%	100.00%	100.00%
Uttar Pradesh (West)	AIRTEL	0.28%	1.62%	99.75%	0.14%	0.12%	1.95%	2.05%	95.43%	0.19%	0.17%	0	0.02%	0.00%	100.00%								

## Annexure 4.2 : Performance of QoS Parameters for Basic (Wire-line) Service

LSA Name	TSP Name	Faults incidences (No. of faults/100 Subs./month)	Fault Repair				Mean Time to Repair (MTTR)	POI Point of Interconnection (POI) Congestion (No. of PoIs not meeting benchmark)	Metering and Billing					Response time to the customer for assistance		Termination / closure of service	
			faults repaired by next working day - Urban	faults repaired within 5 days - Urban	faults repaired by next working day - Rural and hilly areas	faults repaired within 7 days- Rural and hilly areas			Metering and Billing Credibility - Postpaid	Metering and Billing Credibility - Prepaid	Resolution of billing/ charging/ validity complaints within 4 weeks	Resolution of billing/ charging/ validity complaints within 6 weeks	Period of applying credit/ waiver/ adjustment to customer's account from the date of resolution of complaints- within 1 week of resolution of complaint	Accessibility of call center/ customer care	Percentage of calls answered by the operators (voice to voice) within ninety seconds	Termination / Closure of service	Time taken for Refund of deposits after closures- within 60 days
Andhra Pradesh	AIRTEL	0.09	90.50%	100.00%	100.00%	100.00%	7.24	0	0.00%	0.00%	100.00%	100.00%	100.00%	100.00%	95.49%	100.00%	100.00%
	APSF	1	98.18%	100.00%	96.00%	100.00%	6.5	0	0.00%	0.00%	99.18%	100.00%	100.00%	98.18%	100.00%	100.00%	100.00%
	BSNL	4	96.00%	100.00%	95.00%	100.00%	6	0	0.00%	0.00%	100.00%	100.00%	100.00%	85.58%	78.64%	100.00%	100.00%
	RJIL	0	100.00%	100.00%	100.00%	100.00%	0	0	0.00%	0.00%	NA	NA	NA	97.15%	98.76%	100.00%	100.00%
	TATA	4.26	87.45%	99.92%	100.00%	100.00%	5.1	0	0.00%	NA	100.00%	100.00%	100.00%	99.05%	99.04%	100.00%	100.00%
VIL	0.04	100.00%	100.00%	NA	NA	2.17	0	NA	NA	NA	NA	NA	99.00%	99.00%	100.00%	NA	
Assam	AIRTEL	0.08	95.86%	100.00%	100.00%	100.00%	5.35	0	0.00%	0.00%	100.00%	100.00%	100.00%	100.00%	100.00%	100.00%	100.00%
	BSNL	3	92.00%	100.00%	88.00%	100.00%	4	0	0.06%	0.00%	100.00%	100.00%	100.00%	74.57%	65.06%	100.00%	100.00%
	RJIL	0	100.00%	100.00%	100.00%	100.00%	0	0	0.00%	0.00%	NA	NA	NA	98.33%	100.00%	100.00%	100.00%
	TATA	0.44	100.00%	100.00%	NA	NA	3.47	0	NA	NA	NA	NA	NA	99.00%	99.00%	100.00%	NA
	VIL	0.11	92.93%	100.00%	100.00%	100.00%	2.37	0	0.00%	0.00%	100.00%	100.00%	100.00%	100.00%	98.12%	100.00%	100.00%
Bihar	AIRTEL	0.11	92.93%	100.00%	100.00%	100.00%	2.37	0	0.00%	0.00%	100.00%	100.00%	100.00%	100.00%	98.12%	100.00%	100.00%
	BSNL	3	89.00%	100.00%	97.00%	100.00%	6	0	0.06%	0.00%	100.00%	100.00%	100.00%	77.66%	64.88%	100.00%	100.00%
	RJIL	0	100.00%	100.00%	100.00%	100.00%	0	0	0.00%	0.00%	NA	NA	NA	97.84%	99.02%	100.00%	100.00%
	TATA	0.42	100.00%	100.00%	100.00%	100.00%	1.55	0	0.00%	NA	100.00%	100.00%	100.00%	100.00%	100.00%	100.00%	100.00%
	VIL	0.32	100.00%	100.00%	NA	NA	1.4	0	NA	NA	NA	NA	NA	99.00%	99.00%	100.00%	NA
Delhi	AIRTEL	0.21	94.61%	100.00%	100.00%	100.00%	3.36	0	0.00%	0.00%	100.00%	100.00%	100.00%	100.00%	99.69%	100.00%	100.00%
	MTNL	0.73	87.17%	99.62%	NA	NA	4.08	0	0.00%	NA	100.00%	100.00%	100.00%	99.86%	99.58%	100.00%	100.00%
	RJIL	0	100.00%	100.00%	100.00%	100.00%	0	0	0.00%	0.00%	NA	NA	NA	98.52%	99.21%	100.00%	100.00%
	TATA	4.73	93.41%	100.00%	100.00%	100.00%	4.88	0	0.00%	NA	100.00%	100.00%	100.00%	100.00%	97.71%	100.00%	100.00%
	VIL	0.12	100.00%	100.00%	NA	NA	2.28	0	NA	NA	NA	NA	NA	99.00%	99.00%	100.00%	NA
Gujarat	AIRTEL	0.09	87.52%	100.00%	100.00%	100.00%	8.67	0	0.00%	0.00%	100.00%	100.00%	100.00%	100.00%	99.34%	100.00%	100.00%
	BSNL	4	95.00%	100.00%	92.00%	100.00%	4	0	0.02%	0.00%	100.00%	100.00%	100.00%	89.64%	83.80%	100.00%	100.00%
	RJIL	0	100.00%	100.00%	100.00%	100.00%	0	0	0.00%	0.00%	NA	NA	NA	96.81%	99.66%	100.00%	100.00%
	TATA	2.28	86.90%	100.00%	100.00%	100.00%	5.1	0	0.01%	0.00%	100.00%	100.00%	100.00%	95.65%	96.14%	100.00%	100.00%
	VIL	0.06	100.00%	100.00%	NA	NA	4.39	0	NA	NA	NA	NA	NA	99.00%	99.00%	100.00%	NA
Haryana	AIRTEL	0.1	94.55%	100.00%	100.00%	100.00%	5.88	0	0.00%	0.00%	100.00%	100.00%	100.00%	100.00%	98.34%	100.00%	100.00%
	BSNL	5	92.00%	100.00%	91.00%	100.00%	5	0	0.01%	0.00%	100.00%	100.00%	100.00%	90.11%	81.49%	100.00%	100.00%
	RJIL	0	100.00%	100.00%	100.00%	100.00%	0	0	0.00%	0.00%	NA	NA	NA	96.25%	99.69%	100.00%	100.00%
	TATA	0	100.00%	100.00%	100.00%	100.00%	0	0	0.00%	0.00%	100.00%	100.00%	100.00%	100.00%	100.00%	100.00%	100.00%
	VIL	1.48	100.00%	100.00%	NA	NA	3.26	0	0.00%	NA	100.00%	100.00%	100.00%	99.00%	99.00%	100.00%	NA
Himachal Pradesh	AIRTEL	0.15	97.45%	100.00%	100.00%	100.00%	5.24	0	0.00%	0.00%	100.00%	100.00%	100.00%	100.00%	100.00%	100.00%	100.00%
	BSNL	5	95.00%	100.00%	88.00%	100.00%	5	0	0.05%	0.00%	100.00%	100.00%	100.00%	84.98%	74.92%	100.00%	100.00%
	RJIL	0	100.00%	100.00%	100.00%	100.00%	0	0	0.00%	0.00%	NA	NA	NA	100.00%	98.48%	100.00%	100.00%
	TATA	0	100.00%	100.00%	100.00%	100.00%	0	0	0.00%	NA	100.00%	100.00%	100.00%	100.00%	100.00%	100.00%	100.00%
	VIL	0	100.00%	100.00%	NA	NA	0	0	NA	NA	NA	NA	NA	99.00%	99.00%	100.00%	NA
Jammu & Kashmir	AIRTEL	0.06	96.11%	100.00%	100.00%	100.00%	6.1	0	0.00%	0.00%	100.00%	100.00%	100.00%	100.00%	96.73%	100.00%	100.00%
	BSNL	5	95.00%	100.00%	80.00%	100.00%	5	0	0.01%	0.00%	100.00%	100.00%	100.00%	87.20%	76.02%	100.00%	100.00%
	RJIL	0	100.00%	100.00%	100.00%	100.00%	0	0	0.00%	0.00%	NA	NA	NA	98.05%	98.58%	100.00%	100.00%
	TATA	0	100.00%	100.00%	NA	NA	0	0	NA	NA	NA	NA	NA	99.00%	99.00%	100.00%	NA
	VIL	0	100.00%	100.00%	NA	NA	0	0	NA	NA	NA	NA	NA	99.00%	99.00%	100.00%	NA
Karnataka	AIRTEL	0.11	89.13%	100.00%	100.00%	100.00%	9.93	0	0.00%	0.00%	100.00%	100.00%	100.00%	100.00%	97.69%	100.00%	100.00%
	BSNL	5	91.00%	100.00%	94.00%	100.00%	8	0	0.09%	0.00%	100.00%	100.00%	100.00%	87.19%	78.03%	100.00%	100.00%
	RJIL	0	100.00%	100.00%	100.00%	100.00%	0	0	0.00%	0.00%	NA	NA	NA	100.00%	99.40%	100.00%	100.00%
	TATA	0.41	95.00%	100.00%	100.00%	100.00%	5.03	0	0.00%	NA	100.00%	100.00%	100.00%	97.63%	98.49%	100.00%	100.00%
	VIL	0.06	100.00%	100.00%	NA	NA	3.22	0	NA	NA	NA	NA	NA	99.00%	99.00%	100.00%	NA

## Annexure 4.2 (Contd.)

Kerala	AIRTEL	0.12	89.54%	100.00%	100.00%	100.00%	8.69	0	0.00%	0.00%	100.00%	100.00%	100.00%	100.00%	98.22%	100.00%	100.00%
	BSNL	4	95.00%	100.00%	91.00%	100.00%	7	0	0.04%	0.00%	100.00%	100.00%	100.00%	94.66%	94.11%	100.00%	100.00%
	RJIL	0	100.00%	100.00%	100.00%	100.00%	0	0	0.00%	0.00%	NA	NA	NA	100.00%	98.73%	100.00%	100.00%
	TATA	0.01	100.00%	100.00%	100.00%	100.00%	4.07	0	0.00%	NA	100.00%	100.00%	100.00%	100.00%	100.00%	100.00%	100.00%
Kolkata	VIL	0.47	100.00%	100.00%	NA	NA	2.47	0	NA	NA	NA	NA	NA	99.00%	99.00%	100.00%	NA
	AIRTEL	0.26	94.87%	100.00%	100.00%	100.00%	7.01	0	0.00%	0.00%	100.00%	100.00%	100.00%	100.00%	99.20%	100.00%	100.00%
	BSNL	6	88.00%	100.00%	NA	NA	7	0	0.00%	0.00%	100.00%	100.00%	100.00%	68.24%	59.50%	100.00%	100.00%
	RJIL	0	100.00%	100.00%	100.00%	100.00%	0	0	0.00%	0.00%	NA	NA	NA	96.80%	99.01%	100.00%	100.00%
Madhya Pradesh	TATA	0.6	91.30%	100.00%	100.00%	100.00%	3.8	0	0.00%	NA	100.00%	100.00%	100.00%	96.49%	96.49%	100.00%	100.00%
	VIL	0.14	100.00%	100.00%	NA	NA	1.28	0	NA	NA	NA	NA	NA	99.00%	99.00%	100.00%	NA
	AIRTEL	0.14	88.57%	100.00%	100.00%	100.00%	3.43	0	0.00%	0.00%	100.00%	100.00%	100.00%	100.00%	99.59%	100.00%	100.00%
	BSNL	2	90.00%	100.00%	87.00%	100.00%	8	0	0.01%	0.00%	100.00%	100.00%	100.00%	88.26%	82.78%	100.00%	100.00%
Maharashtra	RJIL	0	100.00%	100.00%	100.00%	100.00%	0	0	0.00%	0.00%	NA	NA	NA	96.89%	98.83%	100.00%	100.00%
	TATA	0.21	100.00%	100.00%	100.00%	100.00%	0.74	0	0.00%	NA	100.00%	100.00%	100.00%	100.00%	100.00%	100.00%	100.00%
	VIL	0.04	100.00%	100.00%	NA	NA	1.19	0	NA	NA	NA	NA	NA	99.00%	99.00%	100.00%	NA
	AIRTEL	0.07	88.57%	100.00%	100.00%	100.00%	7.95	0	0.00%	0.00%	100.00%	100.00%	100.00%	100.00%	99.63%	100.00%	100.00%
Mumbai	BSNL	5	90.00%	100.00%	84.00%	100.00%	5	0	0.01%	0.00%	100.00%	100.00%	100.00%	87.15%	81.07%	100.00%	100.00%
	RJIL	0	100.00%	100.00%	100.00%	100.00%	0	0	0.00%	0.00%	NA	NA	NA	100.00%	100.00%	100.00%	100.00%
	TATA	2.08	94.11%	99.87%	100.00%	100.00%	3.99	0	0.00%	NA	100.00%	100.00%	100.00%	85.71%	100.00%	100.00%	100.00%
	VIL	0.34	100.00%	100.00%	NA	NA	4.21	0	NA	NA	NA	NA	NA	99.00%	99.00%	100.00%	NA
North East	AIRTEL	0.08	89.49%	100.00%	100.00%	100.00%	8.08	0	0.00%	0.00%	100.00%	100.00%	100.00%	100.00%	99.52%	100.00%	100.00%
	MTNL	2.9	39.30%	55.30%	100.00%	100.00%	310	0	0.00%	NA	99.40%	100.00%	100.00%	99.97%	95.80%	99.15%	50.37%
	RJIL	0	100.00%	100.00%	100.00%	100.00%	0	0	0.00%	0.00%	NA	NA	NA	98.08%	98.77%	100.00%	100.00%
	TATA	5.82	86.85%	98.37%	100.00%	100.00%	7.55	0	0.00%	NA	100.00%	100.00%	100.00%	98.67%	97.59%	100.00%	100.00%
Odisha	VIL	0.06	100.00%	100.00%	NA	NA	3.12	0	NA	NA	NA	NA	NA	99.00%	99.00%	100.00%	NA
	BSNL	1	93.00%	100.00%	89.00%	100.00%	7	0	0.01%	0.00%	100.00%	100.00%	100.00%	79.59%	68.21%	100.00%	100.00%
	RJIL	0	100.00%	100.00%	100.00%	100.00%	0	0	0.00%	0.00%	NA	NA	NA	100.00%	100.00%	100.00%	100.00%
	VIL	0	100.00%	100.00%	NA	NA	0	0	NA	NA	NA	NA	NA	99.00%	99.00%	NA	NA
Punjab	AIRTEL	0.08	92.55%	100.00%	100.00%	100.00%	7.86	0	0.00%	0.00%	100.00%	100.00%	100.00%	100.00%	97.30%	100.00%	100.00%
	BSNL	3	92.00%	100.00%	89.00%	100.00%	7	0	0.09%	0.00%	100.00%	100.00%	100.00%	75.79%	67.53%	100.00%	100.00%
	RJIL	0	100.00%	100.00%	100.00%	100.00%	0	0	0.00%	0.00%	NA	NA	NA	97.39%	99.74%	100.00%	100.00%
	TATA	0	100.00%	100.00%	100.00%	100.00%	0	0	0.00%	NA	100.00%	100.00%	100.00%	100.00%	100.00%	100.00%	100.00%
Rajasthan	VIL	0.27	100.00%	100.00%	NA	NA	0.35	0	NA	NA	NA	NA	NA	99.00%	99.00%	100.00%	NA
	AIRTEL	0.18	91.23%	100.00%	100.00%	100.00%	9.06	0	0.00%	0.00%	100.00%	100.00%	100.00%	100.00%	99.51%	100.00%	100.00%
	BSNL	6	90.00%	100.00%	92.00%	100.00%	9	0	0.00%	0.00%	100.00%	100.00%	100.00%	89.09%	79.51%	100.00%	100.00%
	QTL	6.2	90.00%	100.00%	100.00%	100.00%	8.28	0	0.00%	0.00%	100.00%	100.00%	100.00%	96.55%	99.07%	100.00%	100.00%
Tamilnadu including Chennai	RJIL	0	100.00%	100.00%	100.00%	100.00%	0	0	0.00%	0.00%	NA	NA	NA	97.88%	99.47%	100.00%	100.00%
	TATA	0.68	100.00%	100.00%	100.00%	100.00%	1.85	0	0.00%	NA	100.00%	100.00%	100.00%	100.00%	100.00%	100.00%	100.00%
	VIL	0.28	100.00%	100.00%	NA	NA	2.49	0	NA	NA	NA	NA	NA	99.00%	99.00%	NA	NA
	VM IPL	0	100.00%	100.00%	NA	NA	0	NA	NA	NA	NA	NA	NA	100.00%	100.00%	NA	NA
Uttar Pradesh (East)	AIRTEL	0.08	92.86%	100.00%	100.00%	100.00%	5.38	0	0.01%	0.00%	100.00%	100.00%	100.00%	100.00%	99.10%	100.00%	100.00%
	BSNL	6	94.00%	100.00%	98.00%	100.00%	6	0	0.04%	0.00%	100.00%	100.00%	100.00%	89.73%	79.68%	100.00%	100.00%
	RJIL	0	100.00%	100.00%	100.00%	100.00%	0	0	0.00%	0.00%	NA	NA	NA	99.07%	99.53%	100.00%	100.00%
	TATA	2.86	100.00%	100.00%	100.00%	100.00%	2.12	0	0.00%	NA	100.00%	100.00%	100.00%	100.00%	100.00%	100.00%	100.00%
Uttar Pradesh (West)	VIL	0.21	100.00%	100.00%	NA	NA	3.16	0	NA	NA	NA	NA	NA	99.00%	99.00%	100.00%	NA
	AIRTEL	0.13	87.80%	100.00%	100.00%	100.00%	9.63	0	0.00%	0.00%	100.00%	100.00%	100.00%	100.00%	95.27%	100.00%	100.00%
	BSNL	4	90.00%	100.00%	80.00%	100.00%	8	0	0.07%	0.00%	100.00%	100.00%	100.00%	93.69%	92.51%	100.00%	100.00%
	RJIL	0	100.00%	100.00%	100.00%	100.00%	0	0	0.00%	0.00%	NA	NA	NA	96.93%	98.91%	100.00%	100.00%
West Bengal	TATA	0.25	91.43%	100.00%	100.00%	100.00%	2.9	0	0.00%	NA	100.00%	100.00%	100.00%	96.10%	98.67%	100.00%	100.00%
	VIL	0.69	100.00%	100.00%	NA	NA	2.52	0	NA	NA	NA	NA	NA	99.00%	99.00%	100.00%	NA
	AIRTEL	0.16	95.11%	100.00%	100.00%	100.00%	7.35	0	0.00%	0.00%	100.00%	100.00%	100.00%	100.00%	99.15%	100.00%	100.00%
	BSNL	5	86.00%	100.00%	87.00%	100.00%	7	0	0.00%	0.00%	100.00%	100.00%	100.00%	90.92%	81.18%	100.00%	100.00%
West Bengal	RJIL	0	100.00%	100.00%	100.00%	100.00%	0	0	0.00%	0.00%	NA	NA	NA	97.20%	99.61%	100.00%	100.00%
	TATA	1.13	100.00%	100.00%	100.00%	100.00%	1.09	0	0.00%	NA	100.00%	100.00%	100.00%	100.00%	100.00%	100.00%	100.00%
	VIL	0.17	100.00%	100.00%	NA	NA	2.17	0	NA	NA	NA	NA	NA	99.00%	99.00%	100.00%	NA
	AIRTEL	0.17	95.22%	100.00%	100.00%	100.00%	8.29	0	0.00%	0.00%	100.00%	100.00%	100.00%	100.00%	99.39%	100.00%	100.00%
West Bengal	BSNL	3	92.00%	100.00%	93.00%	100.00%	10	0	0.06%	0.00%	100.00%	100.00%	100.00%	88.45%	76.41%	100.00%	100.00%
	RJIL	0	100.00%	100.00%	100.00%	100.00%	0	0	0.00%	0.00%	NA	NA	NA	96.32%	99.68%	100.00%	100.00%
	TATA	0	100.00%	100.00%	100.00%	100.00%	0	0	0.00%	NA	100.00%	100.00%	100.00%	100.00%	100.00%	100.00%	100.00%
	VIL	0.84	100.00%	100.00%	NA	NA	1.43	0	NA	NA	NA	NA	NA	99.00%	99.00%	100.00%	NA
West Bengal	AIRTEL	0.11	96.30%	100.00%	100.00%	100.00%	3.04	0	0.00%	0.00%	100.00%	100.00%	100.00%	100.00%	98.87%	100.00%	100.00%
	BSNL	2	85.00%	100.00%	94.00%	100.00%	3	0	0.01%	0.00%	100.00%	100.00%	100.00%	70.69%	60.81%	100.00%	100.00%
	RJIL	0	100.00%	100.00%	100.00%	100.00%	0	0	0.00%	0.00%	NA	NA	NA	97.69%	99.09%	100.00%	100.00%
	TATA	0	100.00%	100.00%	100.00%	100.00%	0	0	0.00%	NA	100.00%	100.00%	100.00%	100.00%	100.00%	100.00%	100.00%
West Bengal	VIL	2.89	100.00%	100.00%	NA	NA	2.39	0	NA	NA	NA	NA	NA	99.00%	99.00%	NA	NA

### Annexure 4.3: Quality of Service Performance of Broadband (wireline) Service Providers

S.No.	Service Provider	LSA	Service Provisioning /Activation Time	Faults Repair/Restoration Time		Billing Performance			Response Time to the Customer for assistance		Bandwidth utilisation/ throughput				Service availability /uptime (for all users) in %age	Packet loss (for wired broadband access) in %age	Network latency (for wired broadband access)		
			%age of connections provided within 15 days of registration of demand	% of faults repaired by next working day (>90%)	% of faults repaired within 3 working day	%age of bills disputed	%age of billing complaints resolved within 4 weeks	%age of cases to whom refund of deposits is made within 60 days of closures	%age of calls answered by operator (Voice to voice) within 60 sec	%age of calls answered by operator (Voice to voice) within 90 sec	No. of Intra network links having Bandwidth utilisation >90% during peak hours (TCBH)	No. of Upstream links for International connectivity having bandwidth utilisation >90% during peak hours (TCBH)	% International bandwidth utilization during peak hours (TCBH) (Enclose MRTG <90%	Broadband Connection Speed available (download) from ISP node to user			User reference point at POP/ISP Gateway node to (IGSP/NIXI)	User reference point at ISP Gateway node to International nearest NAP port abroad (terrestrial)	User reference point at ISP Gateway node to International nearest NAP port abroad (satellite)
			100%	>90%	=>99%	<2%	100% within 4 weeks	100% within 60 days	>60%	>80%	0	0	<90%	>80%	>98%	<1%	<120 ms	<350 ms	<800 ms
1	ADN Broadband Pvt. Ltd.	Delhi	100.00	99.66	100.00	0.00	100.00	100.00	99.56	100.00	0.00	0.00	74.79	95.67	99.77	0.50	2.00	150.00	0.00
2	Aerpace Communications Pvt. Ltd.	Maharashtra	100.00	91.67	100.00	0.00	100.00	100.00	81.00	90.33	0.00	0.00	87.00	98.00	100.00	0.97	1.00	225.00	267.00
		Mumbai	100.00	91.00	100.00	0.00	100.00	100.00	81.22	92.00	0.00	0.00	88.00	98.00	100.00	0.98	1.00	47.00	260.00
3	Airfiber Networks Pvt. Ltd.	Karnataka	100.00	96.00	99.90	0.00	100.00	100.00	91.50	99.00	0.00	0.00	62.92	99.00	100.00	0.50	23.00	246.00	0.00
		Tamilnadu	100.00	96.00	99.90	0.00	100.00	100.00	91.50	99.00	0.00	0.00	64.07	99.00	100.00	0.50	22.00	245.00	0.00
4	Airnet Cable and Datacom Pvt.Ltd.	Maharashtra	100.00	100.00	100.00	0.00	100.00	100.00	99.24	100.00	0.00	0.00	4.19	100.00	100.00	0.00	1.51	102.27	NA
		Mumbai	100.00	95.10	99.30	0.00	100.00	100.00	98.89	100.00	0.00	0.00	26.44	100.00	100.00	0.00	1.54	102.27	NA
5	Alegra Communication Pvt. Ltd.*	Maharashtra	100.00	95.00	99.00	0.00	100.00	100.00	80.00	90.00	0.00	0.00	80.00	90.00	99.65	0.50	100.00	250.00	700.00
6	Alliance Broadband Services Pvt. Ltd.	All India	100.00	91.93	100.00	0.00	100.00	100.00	68.00	100.00	0.00	0.00	66.34	99.73	100.00	0.00	2.00	0.00	NA
7	Andhra Pradesh State Fiber Net Limited	Andhra Pradesh	100.00	93.91	100.00	0.00	100.00	100.00	82.36	93.19	0.00	0.00	70.81	91.12	100.00	0.47	81.00	215.00	675.00
8	Anonet Communications Pvt. Ltd (formerly ANI Broadband Services Pvt.Ltd.)	All India	100.00	99.00	100.00	1.14	100.00	100.00	97.00	98.00	0.00	0.00	85.00	100.00	99.00	0.40	20.00	288.00	0.00
9	Antariksh Softtech Pvt. Ltd.	Maharashtra	100.00	91.33	99.00	0.00	100.00	100.00	98.00	99.33	0.00	0.00	0.00	90.00	99.02	0.10	24.00	0.00	0.00
		Mumbai	100.00	91.67	99.00	0.00	100.00	100.00	97.33	99.00	0.00	0.00	0.00	90.00	98.99	0.10	24.00	0.00	0.00
10	Asianet Satellite Communications Ltd.	All India	100.00	90.45	99.80	0.03	100.00	100.00	60.67	80.32	0.00	0.00	71.28	91.67	99.87	0.81	55.33	229.00	0.00
11	AT Broadband Pvt. Ltd.	Tamilnadu	100.00	100.00	100.00	0.00	100.00	100.00	100.00	100.00	0.00	0.00	0.00	100.00	100.00	0.00	60.00	0.00	0.00
12	Atria Convergence Technologies Ltd.	All India	100.00	94.69	99.36	0.93	100.00	100.00	66.00	72.00	0.00	0.00	37.00	97.00	99.95	0.04	2.00	27.00	0.00
13	Bharat Sanchar Nigam Ltd.	All India	100.00	94.62	99.77	0.16	100.00	100.00	66.50	71.57	0.00	0.00	58.57	94.31	99.37	0.47	34.61	132.41	NA
14	Bharti Airtel Ltd.	All India	100.00	95.24	99.44	0.00	100.00	100.00	92.00	95.46	0.00	0.00	30.95	100.00	99.97	0.00	46.53	62.30	NA
15	BlueLotus Support Services Pvt.Ltd. (formerly Limras Eronet Broadband Service Pvt Ltd)	All India	100.00	99.00	100.00	0.02	100.00	100.00	90.00	100.00	0.00	0.00	0.00	98.50	99.50	0.01	23.00	231.00	0.00
16	Candor Infosolution Pvt. Ltd.	Bihar	100.00	99.00	100.00	0.42	100.00	100.00	100.00	100.00	0.00	0.00	89.00	90.00	100.00	0.00	90.00	250.00	350.00
		Delhi	100.00	99.00	100.00	0.15	100.00	100.00	100.00	100.00	0.00	0.00	82.00	90.00	100.00	0.00	90.00	250.00	350.00
		Haryana	100.00	99.00	100.00	0.00	100.00	100.00	100.00	100.00	0.00	0.00	89.00	90.00	100.00	0.00	90.00	250.00	350.00
17	Charotar Tealink Pvt. Ltd.*	Gujarat	100.00	98.00	100.00	0.00	100.00	100.00	98.17	100.00	0.00	0.00	0.00	84.67	98.33	0.00	60.00	0.00	0.00
18	D-ATUM Vilcom Pvt. Ltd.	All India	100.00	100.00	100.00	0.00	100.00	100.00	95.00	100.00	0.00	0.00	0.00	98.00	100.00	0.10	20.00	0.00	0.00
19	DEN Broadband Limited	All India	100.00	94.80	99.55	0.00	100.00	100.00	68.60	82.55	0.00	0.00	76.83	94.00	99.73	0.73	50.00	150.00	0.00
20	Deshkal Network Pvt. Ltd.	Karnataka	100.00	95.00	99.00	0.00	100.00	100.00	90.00	95.00	0.00	0.00	89.00	85.00	99.77	0.50	5.00	250.00	0.00
21	Digital Network Associates Pvt. Ltd.	Maharashtra	100.00	90.96	99.25	0.00	100.00	100.00	75.42	87.02	0.00	0.00	80.00	83.00	99.82	0.20	4.00	255.00	600.00
		Mumbai	100.00	100.00	100.00	0.00	100.00	100.00	100.00	100.00	0.00	0.00	0.00	100.00	100.00	0.00	0.00	0.00	0.00
22	DL GPL Broadband Pvt. Ltd.	Gujarat	100.00	94.00	100.00	0.00	100.00	100.00	78.00	90.00	0.00	0.00	62.39	90.00	99.32	0.00	15.00	300.00	0.00
		Maharashtra	100.00	94.00	100.00	0.00	100.00	100.00	83.00	93.00	0.00	0.00	62.39	90.00	99.41	0.00	15.00	300.00	0.00
23	DNA Infotel Pvt Ltd	Maharashtra	100.00	90.96	99.24	0.00	100.00	100.00	75.43	87.02	0.00	0.00	80.00	83.00	99.82	0.90	4.00	255.00	600.00
24	ESTO BROADBAND Pvt. Ltd.	All India	100.00	99.00	100.00	0.00	100.00	100.00	99.00	100.00	0.00	0.00	81.85	90.00	99.35	0.00	40.00	100.00	720.00
25	Ethernet Xpress(I) Pvt. Ltd.	Maharashtra	100.00	98.00	99.35	0.09	100.00	100.00	90.43	94.95	0.00	0.00	20.00	99.00	100.00	0.10	30.00	300.00	650.00

## Annexure 4.3 (Contd.)

26	Excell Media Pvt. Ltd.	Andhra Pradesh	100.00	94.79	99.45	0.00	100.00	100.00	95.56	97.39	0.00	0.00	54.70	95.83	99.86	0.50	8.00	240.00	0.00
27	Excitel Broadband Private Limited	All India	100.00	91.00	99.01	0.00	100.00	100.00	61.00	81.00	0.00	0.00	77.67	100.00	99.68	0.00	4.00	198.00	0.00
28	Extranet Supports Pvt. Ltd. (earlier Dwan Supports Pvt. Ltd.)	All India	100.00	95.67	100.00	0.00	100.00	100.00	91.00	96.76	0.00	0.00	84.12	95.33	99.86	0.04	20.00	168.00	455.00
29	Fibervalley Communications Pvt. Ltd.	Gujarat	100.00	90.66	99.09	0.00	100.00	100.00	98.58	100.00	0.00	0.00	82.56	98.82	99.86	0.41	50.00	275.00	0.00
30	Five Internet Solutions Pvt. Ltd.	Haryana	100.00	99.00	99.00	0.00	100.00	100.00	86.00	93.66	0.00	0.00	86.00	95.00	99.35	0.00	30.00	100.00	680.00
		Punjab	100.00	99.00	99.00	0.00	100.00	100.00	86.00	93.66	0.00	0.00	72.00	95.00	99.35	0.00	30.00	100.00	680.00
31	Five Net Service Provider Pvt. Ltd.	Madhya Pradesh	100.00	99.00	99.00	0.00	100.00	100.00	86.00	93.66	0.00	0.00	72.00	95.00	99.35	0.00	30.00	100.00	680.00
32	Five Network Solution (India) Ltd.	All India	100.00	99.50	100.00	0.00	100.00	100.00	100.00	100.00	0.00	0.00	36.11	100.00	99.86	0.60	2.60	242.00	NA
33	Fusionnet Web Services Pvt. Ltd.	All India	100.00	94.51	99.59	0.00	100.00	100.00	92.70	94.50	0.00	0.00	53.63	100.00	100.00	0.00	1.00	250.00	0.00
34	Gazon Communications India Limited	Maharashtra	100.00	98.09	100.00	0.00	100.00	100.00	97.60	99.90	0.00	0.00	51.00	98.00	99.77	0.95	2.00	0.00	NA
35	Genstar Network Solutions Pvt. Ltd.	Mumbai	100.00	98.00	100.00	0.00	100.00	100.00	80.00	85.00	0.00	0.00	82.00	99.00	99.41	0.00	1.00	48.00	80.00
36	GPL Broadband Pvt. Ltd.	All India	100.00	91.30	99.13	0.00	100.00	100.00	82.42	86.17	0.00	0.00	42.49	94.00	100.00	0.05	20.00	0.00	0.00
37	GPL KCBPL Broadband Private Limited	Kolkata	100.00	98.68	100.00	0.00	100.00	100.00	92.16	93.06	0.00	0.00	77.90	99.45	100.00	0.00	10.00	250.00	310.00
		Odisha	100.00	98.82	100.00	0.00	100.00	100.00	90.82	93.06	0.00	0.00	79.84	99.62	100.00	0.00	10.00	250.00	310.00
		West Bengal	100.00	98.26	100.00	0.00	100.00	100.00	89.49	91.06	0.00	0.00	80.56	99.56	100.00	0.00	10.00	250.00	310.00
38	Hathway Cable & Datacom Pvt. Ltd.	All India	100.00	93.26	99.47	0.00	100.00	100.00	72.35	91.77	0.00	0.00	76.38	90.00	99.64	0.32	7.00	46.00	0.00
39	Honeycomb Telnet Private Limited	All India	100.00	93.00	99.00	0.00	100.00	100.00	74.00	92.00	0.00	0.00	0.00	90.00	99.10	0.10	24.00	0.00	0.00
40	HYOSEC Solutions Pvt. Ltd.	All India	100.00	98.00	100.00	0.01	100.00	100.00	100.00	100.00	0.00	0.00	10.00	100.00	100.00	0.30	21.00	80.00	100.00
41	Indinet Service Pvt. Ltd.	All India	100.00	96.67	100.00	0.00	100.00	100.00	92.67	96.00	0.00	0.00	82.75	94.33	99.50	0.50	58.00	239.00	NA
42	Infocus Networks Pvt. Ltd.	Mumbai	100.00	96.71	100.00	0.00	100.00	100.00	95.90	99.90	0.00	0.00	67.00	98.00	99.20	0.95	4.00	5.00	NA
43	Instanet Technologies Pvt. Ltd.	Maharashtra	100.00	97.63	100.00	0.12	100.00	100.00	85.18	92.81	0.00	0.00	63.00	90.00	100.00	0.00	4.00	255.00	0.00
44	Intech Online Pvt. Ltd.	Maharashtra	100.00	91.45	99.43	0.95	100.00	100.00	99.57	99.59	0.00	0.00	17.62	95.00	99.86	0.02	15.00	89.33	450.00
		Mumbai	100.00	91.45	99.43	0.69	100.00	100.00	99.60	99.62	0.00	0.00	31.00	95.00	99.86	0.02	1.00	76.00	450.00
45	Ishan Netsol Pvt Ltd	All India	100.00	91.25	100.00	0.00	100.00	100.00	68.34	81.87	0.00	0.00	78.83	91.00	99.12	0.00	100.00	225.00	0.00
46	Juweriyah Networks Private Limited	Maharashtra	100.00	98.00	100.00	0.00	100.00	100.00	83.67	87.00	0.00	0.00	83.00	99.00	100.00	0.00	1.00	47.00	80.00
		Mumbai	100.00	97.00	100.00	0.00	100.00	100.00	86.33	91.00	0.00	0.00	79.00	99.00	100.00	0.00	1.00	47.00	80.00
47	K NET Solutions Private Limited	Tamilnadu	100.00	93.73	98.09	0.00	100.00	100.00	82.04	83.40	0.00	0.00	0.00	100.00	99.93	0.07	17.66	251.28	0.00
48	Kerala Fibre Optic Network Ltd.	Kerala	100.00	91.43	99.01	0.00	100.00	100.00	100.00	100.00	0.00	0.00	80.77	91.66	100.00	0.00	23.67	0.00	NA
49	Kerala Vision Broad Band Ltd.	All India	100.00	91.04	99.00	0.18	100.00	100.00	90.61	94.64	0.00	0.00	37.10	99.00	99.41	0.00	16.00	265.00	0.00
50	Kings Broadband Pvt. Ltd	All India	100.00	98.33	100.00	0.00	100.00	100.00	91.67	98.00	0.00	0.00	78.00	97.33	99.82	0.10	30.00	310.00	650.00
51	Mahanagar Telephone Nigam Ltd.	All India	100.00	64.43	74.16	0.00	100.00	75.24	96.63	98.69	0.00	0.00	35.05	89.60	99.67	0.50	35.78	252.84	NA
52	Meghbela Cable & Broadband Services (P) Ltd	All India	100.00	95.00	100.00	1.70	100.00	100.00	95.00	100.00	0.00	0.00	74.00	95.00	100.00	0.00	60.00	150.00	0.00
53	Microscan Infocommtech Private Limited	Maharashtra	100.00	98.32	99.92	0.00	100.00	100.00	100.00	100.00	0.00	0.00	17.39	100.00	100.00	0.00	1.51	102.27	NA
		Mumbai	100.00	94.54	99.83	0.00	100.00	100.00	100.00	100.00	0.00	0.00	20.75	100.00	100.00	0.00	1.54	102.27	NA
54	Multicraft Digital Technologies Private Limited	All India	100.00	99.37	100.00	0.00	100.00	100.00	99.00	99.00	0.00	0.00	89.62	95.60	100.00	0.00	117.00	0.00	0.00
55	Navkar Supertech Pvt. Ltd.	Maharashtra	100.00	99.00	100.00	0.00	100.00	100.00	97.93	98.97	0.00	0.00	79.00	95.16	100.00	0.00	60.00	65.00	0.00
56	Netplus Broadband Services Pvt. Ltd	All India	100.00	100.00	100.00	0.64	100.00	100.00	85.74	90.54	0.00	0.00	67.92	96.12	100.00	0.10	44.00	198.00	0.00
57	Nuron Networks India Pvt. Ltd.	Karnataka	100.00	92.14	99.00	0.00	100.00	100.00	85.00	89.31	0.00	0.00	0.00	90.00	100.00	0.10	15.00	20.00	22.00
58	ONEOTT ENTERTAINMENT LTD	All India	100.00	97.00	99.00	1.23	100.00	100.00	95.00	95.00	0.00	0.00	87.94	100.00	100.00	0.50	1.03	63.00	0.00
59	Pacenet Meghbela Broadband Pvt. Ltd.	Kolkata	100.00	95.00	100.00	1.63	100.00	100.00	95.00	100.00	0.00	0.00	74.00	95.00	100.00	0.00	60.00	150.00	0.00
60	Paradise Telecom Pvt. Ltd.	Maharashtra	100.00	100.00	100.00	0.14	100.00	100.00	65.23	80.73	0.00	0.00	63.00	90.00	100.00	0.00	4.00	255.00	0.00



## Annexure 4.3 (Contd.)

61	Pioneer Elabs Limited	All India	100.00	92.44	100.00	1.33	100.00	100.00	73.00	84.67	0.00	0.00	0.00	100.00	100.00	0.00	12.00	223.00	250.00	
62	Quadrant Televentures Ltd.	Punjab	100.00	92.62	99.39	0.30	100.00	100.00	93.40	95.83	0.00	0.00	70.40	100.00	100.00	0.00	17.00	251.00	0.00	
63	Quest Consultancy Pvt. Ltd.	Gujarat	100.00	99.00	100.00	0.00	100.00	100.00	99.00	99.00	0.00	0.00	70.00	99.00	99.49	0.30	23.00	56.00	0.00	
64	R.G. Technosolutions Pvt. Ltd.	Uttar Pradesh (Eas	100.00	94.02	99.12	0.00	100.00	100.00	86.00	97.42	0.00	0.00	14.71	98.33	100.00	0.20	89.00	330.00	252.00	
65	Radinet Info Solutions Pvt Ltd	Madhya Pradesh	100.00	100.00	100.00	0.00	100.00	100.00	91.47	97.69	0.00	0.00	74.79	90.00	99.55	0.00	20.00	30.00	40.00	
		Maharashtra	100.00	100.00	100.00	0.00	100.00	100.00	91.47	97.69	0.00	0.00	74.79	90.00	99.55	0.00	20.00	30.00	40.00	
		Rajasthan	100.00	95.95	99.71	0.00	100.00	100.00	91.47	97.69	0.00	0.00	74.79	90.00	99.55	0.00	20.00	30.00	40.00	
		Uttar Pradesh (We	100.00	100.00	100.00	0.00	100.00	100.00	91.47	97.69	0.00	0.00	74.79	90.00	99.55	0.00	20.00	30.00	40.00	
66	RailTel Corporation of India Ltd.	All India	100.00	98.67	100.00	0.00	100.00	100.00	95.67	100.00	0.00	0.00	46.48	100.00	99.86	0.83	90.00	320.00	0.00	
67	Rajesh Digital & Datacom Pvt. Ltd.	Mumbai	100.00	98.00	100.00	0.00	100.00	100.00	98.00	98.00	0.00	0.00	0.00	95.00	99.86	0.00	46.00	250.00	500.00	
68	Readylink Internet Services Limited	Tamilnadu	100.00	99.00	100.00	0.09	100.00	100.00	91.00	93.00	0.00	0.00	60.00	83.00	100.00	0.00	23.00	85.00	0.00	
69	Reliance Jio Infocomm Ltd	All India	100.00	95.08	99.22	0.00	100.00	100.00	84.94	89.32	0.00	0.00	55.47	100.00	99.96	0.05	22.99	71.89	NA	
70	RI Networks Pvt Ltd	All India	100.00	94.73	99.23	0.00	100.00	100.00	71.03	81.33	0.00	0.00	78.20	100.00	100.00	0.50	50.00	300.00	300.00	
71	Sancfil Technologies Internet Services Pvt. Ltd.	Maharashtra	100.00	96.27	100.00	0.00	100.00	100.00	95.90	99.90	0.00	0.00	67.00	96.00	99.23	0.95	4.00	2.00	NA	
72	Shine Communications Pvt. Ltd.*	Kerala	100.00	96.13	100.00	0.03	100.00	100.00	84.00	100.00	0.00	0.00	0.00	98.23	99.82	0.18	12.20	0.00	0.00	
73	Shyam Spectra Private Limited	All India	100.00	93.54	99.11	0.08	100.00	100.00	94.00	94.00	0.00	0.00	25.04	99.00	99.71	0.00	4.83	0.00	NA	
74	Sikka Broadband(P) Ltd.	Uttar Pradesh (Eas	100.00	91.00	99.26	0.00	100.00	100.00	88.00	98.70	0.00	0.00	80.00	86.60	100.00	0.10	10.00	290.00	400.00	
75	Siliguri Internet & Cable TV Pvt. Ltd.	West Bengal	100.00	94.33	100.00	0.09	100.00	100.00	82.00	94.00	0.00	0.00	81.39	92.00	100.00	0.83	53.00	310.00	0.00	
76	SITI Broadband Services Pvt. Ltd.	All India	100.00	90.32	99.15	0.00	100.00	100.00	97.00	100.00	0.00	0.00	88.99	95.00	99.74	0.90	3.00	94.00	0.00	
77	Snet Networks Pvt. Ltd.	Mumbai	100.00	95.00	99.00	0.00	100.00	100.00	70.00	81.00	0.00	0.00	85.00	85.00	99.31	0.50	0.00	0.00	0.00	
78	Specific Net Pvt. Ltd	Maharashtra	100.00	100.00	100.00	0.00	100.00	100.00	95.00	90.00	0.00	0.00	80.33	89.33	99.15	0.91	91.66	89.00	NA	
79	Spiderlink Networks Pvt. Ltd.	Rajasthan	100.00	92.28	99.48	0.00	100.00	100.00	74.70	89.68	0.00	0.00	77.00	97.99	100.00	0.00	30.00	225.00	0.00	
80	Sri Sai Communication And Internet Pvt.Ltd.	All India	100.00	100.00	100.00	0.00	100.00	100.00	100.00	100.00	0.00	0.00	66.26	90.00	99.68	0.00	20.00	150.00	0.00	
81	Sristi Sanchar Webnet Limited	Kolkata	100.00	91.67	100.00	0.00	100.00	100.00	79.61	100.00	0.00	0.00	72.31	89.16	99.86	0.00	1.00	0.00	0.00	
82	Tachyon Communications Private Limited	Uttar Pradesh (Eas	100.00	98.00	100.00	0.73	100.00	100.00	88.33	94.00	0.00	0.00	58.12	99.00	100.00	0.00	35.00	70.00	NA	
83	Tata Play Broadband Private Limited (formerly Tata Sky Broadband Pvt.Ltd.)	All India	100.00	93.02	99.16	0.00	100.00	100.00	85.17	88.34	0.00	0.00	23.16	100.00	99.99	0.00	1.00	0.00	0.00	
84	Tata Teleservices Limited	Andhra Pradesh	100.00	90.20	100.00	0.00	100.00	100.00	100.00	100.00	0.00	0.00	64.14	88.67	99.93	0.00	54.67	109.33	0.00	
		Bihar	100.00	100.00	100.00	0.00	100.00	100.00	100.00	100.00	0.00	0.00	64.14	87.29	100.00	0.00	62.50	115.74	0.00	
		Delhi	100.00	87.10	99.68	0.00	100.00	100.00	100.00	100.00	100.00	0.00	0.00	64.14	95.67	99.83	0.00	43.00	95.56	0.00
		Gujarat	100.00	89.41	99.12	0.04	100.00	100.00	94.35	95.91	0.00	0.00	64.14	96.50	99.95	0.00	29.53	62.18	0.00	
		Karnataka	100.00	76.47	99.71	0.04	100.00	100.00	93.78	93.78	0.00	0.00	64.14	96.33	99.56	0.00	96.67	193.33	0.00	
		Kolkata	100.00	100.00	100.00	0.00	100.00	100.00	100.00	100.00	0.00	0.00	64.14	87.29	99.97	0.00	32.33	71.85	0.00	
		Punjab	100.00	100.00	100.00	0.00	100.00	100.00	100.00	100.00	0.00	0.00	64.14	97.93	100.00	0.00	41.67	92.59	0.00	
		Rajasthan	100.00	100.00	100.00	0.00	100.00	100.00	100.00	100.00	0.00	0.00	64.14	94.67	100.00	0.00	69.67	116.11	0.00	
		Tamilnadu	100.00	93.18	99.43	0.00	100.00	100.00	96.45	96.45	0.00	0.00	64.14	93.50	99.82	0.00	15.83	35.19	0.00	
		85	Tata Teleservices(Maharashtra) Ltd.	Maharashtra	100.00	92.58	99.07	0.01	100.00	100.00	95.24	95.24	0.00	0.00	72.09	97.00	99.78	0.00	23.33	51.85
Mumbai	100.00			93.69	99.05	0.01	100.00	100.00	96.24	97.25	0.00	0.00	72.09	96.00	99.89	0.00	32.00	71.11	0.00	
86	Thamizhaga Internet Communications Pvt Ltd.	Tamilnadu	100.00	92.96	99.74	0.00	100.00	100.00	91.86	91.33	0.00	0.00	0.00	89.40	99.08	0.00	0.00	0.00	0.00	
87	Tikona Infnnet Ltd.	All India	100.00	93.99	99.41	0.86	100.00	100.00	72.70	88.93	0.00	0.00	79.16	100.00	99.91	0.00	3.67	0.00	0.00	
88	Triple Play Broadband Pvt. Ltd.	All India	100.00	97.26	99.10	0.00	100.00	100.00	80.99	89.59	0.00	0.00	74.71	90.00	99.55	0.00	50.00	150.00	250.00	
89	Vainavi Industries Ltd.	Andhra Pradesh	100.00	100.00	100.00	0.00	100.00	100.00	95.00	100.00	0.00	0.00	0.00	98.00	100.00	0.10	20.00	0.00	0.00	
90	Vijaylakshmi Net Services Pvt.Ltd.	Andhra Pradesh	100.00	97.00	100.00	0.00	100.00	100.00	92.00	100.00	0.00	0.00	83.25	100.00	99.81	0.00	20.00	250.00	350.00	
91	Vortex Infocom Pvt. Ltd.	Maharashtra	100.00	95.00	99.00	0.00	100.00	100.00	70.00	81.00	0.00	0.00	85.00	85.00	99.31	0.50	0.00	0.00	0.00	
92	Vortex Netsol Pvt. Ltd.	Gujarat	100.00	95.00	99.00	0.00	100.00	100.00	70.00	81.00	0.00	0.00	85.00	100.00	99.31	0.50	0.00	0.00	0.00	
		Maharashtra	100.00	95.00	99.00	0.00	100.00	100.00	70.00	81.00	0.00	0.00	85.00	100.00	99.31	0.50	0.00	0.00	0.00	
		Mumbai	100.00	95.00	99.00	0.00	100.00	100.00	70.00	81.00	0.00	0.00	85.00	100.00	99.31	0.50	0.00	0.00	0.00	
93	Wan and Lan Internet Pvt. Ltd.	Mumbai	100.00	100.00	100.00	0.00	100.00	100.00	90.00	90.00	0.00	0.00	88.00	90.00	100.00	0.00	20.00	40.00	80.00	
94	Wave Fiber Pvt. Ltd. (Formerly Coastal Broadband and Online Services Pvt. Ltd.)	Andhra Pradesh	100.00	94.00	100.00	0.00	100.00	100.00	87.00	95.00	0.00	0.00	82.00	100.00	99.44	0.00	20.00	250.00	350.00	
95	Weebo Networks Pvt Ltd.	All India	100.00	92.83	100.00	0.00	100.00	100.00	84.33	98.30	0.00	0.00	88.00	85.00	99.68	0.44	100.00	300.00	600.00	
96	WEONE Broadband Pvt. Ltd.	Kerala	100.00	95.46	100.00	0.03	100.00	100.00	82.67	100.00	0.00	0.00	0.00	97.70	99.68	0.32	13.80	0.00	0.00	
97	Wish Net Pvt. Ltd.	Andhra Pradesh	100.00	100.00	100.00	0.00	100.00	100.00	100.00	100.00	0.00	0.00	51.80	100.00	100.00	0.30	0.00	0.00	0.00	
		Assam	100.00	100.00	100.00	0.00	100.00	100.00	96.80	98.47	0.00	0.00	51.80	100.00	100.00	0.30	23.00	0.00	0.00	
		Bihar	100.00	100.00	100.00	0.00	100.00	100.00	98.19	98.23	0.00	0.00	51.80	100.00	100.00	0.30	23.00	0.00	0.00	
		Kolkata	100.00	98.78	100.00	0.00	100.00	100.00	97.40	97.02	0.00	0.00	51.80	100.00	100.00	0.30	12.00	0.00	0.00	
		Madhya Pradesh	100.00	100.00	100.00	0.00	100.00	100.00	96.52	97.61	0.00	0.00	51.80	100.00	100.00	0.30	23.00	0.00	0.00	
		Odisha	100.00	100.00	100.00	0.00	100.00	100.00	99.19	97.93	0.00	0.00	51.80	100.00	100.00	0.30	23.00	0.00	0.00	
		West Bengal	100.00	98.75	100.00	0.00	100.00	100.00	97.72	98.76	0.00	0.00	51.80	100.00	100.00	0.30	12.00	0.00	0.00	
98	Yashash Cable Network Pvt Ltd	Karnataka	100.00	97.38	99.65	0.00	100.00	100.00	89.45	95.57	0.00	0.00	58.87	84.00	99.14	0.01	30.00	258.00	0.00	
99	You Broadband India Ltd.	All India	100.00	92.87	99.83	0.00	100.00	100.00	82.49	89.74	0.00	0.00	78.26	86.91	99.00	0.00	8.67	266.00	NA	

\*New entrant

**Annexure 5.1: List of pay channels, offered by broadcasters to subscribers as reported to TRAI (Tariff Order dated 03.03.2017 as amended from time to time), as on 30<sup>th</sup> September, 2024**

<b>S.N</b>	<b>Name of the broadcaster</b>	<b>S.No</b>	<b>Name of the channel</b>	<b>Declared as SD or HD</b>
1	AETN 18 Media Pvt Limited	1	The History Channel	SD
		2	Histry TV 18 HD	HD
2	Bangla Entertainment Private Limited	3	SONY AATH	SD
		4	SONY Marathi	SD
3	BBC Global News India Private Limited	5	BBC World News	SD
		6	Cbeebies	SD
4	Bennett, Coleman & Company Limited	7	Zoom	SD
		8	Romedy Now	SD
		9	MN + (HD)	HD
		10	Mirror Now	SD
		11	ET NOW	SD
		12	Times Now	SD
		13	Times Now Navbharat HD	HD
		14	Movies Now HD	HD
		15	MNX HD	HD
		16	ET Now Swedesh	SD
		17	MNX	SD
5	Celebrities Management Pvt Limited	19	Travel XP HD	HD
		20	Travel XP Tamil	SD
		21	Foodxp	SD
6	CSL Info Media Private Limited	22	JAN TV PLUS	SD
7	Direct New Private Limited	23	News X	SD
		24	NewsX World	SD
8	Discovery Communications India	25	Animal Planet	SD
		26	Discovery Channel	SD
		27	DTAMIL	SD

<b>S.N</b>	<b>Name of the broadcaster</b>	<b>S.No</b>	<b>Name of the channel</b>	<b>Declared as SD or HD</b>
		28	Discovery Kids Channel	SD
		29	Discovery Science	SD
		30	Discovery Turbo	SD
		31	Investigation Discovery	SD
		32	Discovery HD	HD
		33	Animal Planet HD	HD
		34	TLC HD	HD
		35	Investigation Discovery HD	HD
		36	TLC	SD
		37	EUROSPORT HD	HD
		38	EUROSPORT	SD
9	Disney Broadcasting (India) Limited	39	Disney Junior	SD
		40	Super Hangama (Marvel HQ)	SD
		41	Disney International HD	HD
		42	Hungama TV	SD
		43	The Disney Channel	SD
		44	Bindass	SD
		45	Disney Channel HD	HD
10	Eenadu Televisoin Private Limited	46	ETV Telegu	SD
		47	ETV Andhra Pradesh	SD
		48	ETV - Telangana	SD
		49	ETV Cinema	SD
		50	ETV Life	SD
		51	ETV Plus	SD
		52	ETV Abhiruchi	SD
		53	ETV HD	HD
		54	ETV Plus HD	HD
		55	ETV Cinema HD	HD
		56	ETV Balbharat Hindi	SD
		57	ETV Balbharat English	SD

<b>S.N</b>	<b>Name of the broadcaster</b>	<b>S.No</b>	<b>Name of the channel</b>	<b>Declared as SD or HD</b>
		58	ETV Balbharat HD	HD
		59	ETV Balbarid SD	SD
11	IN 10 Media Private Limited	60	EPIC TV	SD
		61	Filamchi	SD
		62	Gubbare	SD
		63	Showbox	SD
		64	Ishara TV	SD
		65	Nazara	sd
12	Information TV Private Limited	66	India News	SD
13	Fame Media Private Limited	67	4tv News	SD
14	Independent News Service Pvt Limited	68	India TV Speed News	HD
15	IBN Lokmat News Private Ltd	69	News 18 Lokmat	SD
16	Lifestyle and Media Broadcasting Limited	70	Good Times	SD
17	Mavis Satcom Limited	71	J Movies	SD
		72	Jaya Max	SD
		73	Jaya Plus	SD
		74	Jaya TV HD	HD
18	MSM World Wide Factual Media Private Limited	75	SONY BBC EARTH	SD
		76	SONY BBC EARTH HD	HD
19	Media World Wide Limited	77	Travel XP	SD
		78	WOMAN	SD
20	New Delhi Television Limited	79	NDTV 24*7	SD
		80	NDTV India	SD
		81	NDTV Profit	SD
21	NGC Network (India) Pvt Limited	82	Star Life	SD
		83	National Geographic Channel (NGC)	SD
		84	Star Life HD	HD
		85	Nat Geo Wild	SD
		86	National Geographic HD	HD
		87	Nat Geo Wild HD	HD
22	Polimer Media Private Limited	88	Jothi TV	SD

<b>S.N</b>	<b>Name of the broadcaster</b>	<b>S.No</b>	<b>Name of the channel</b>	<b>Declared as SD or HD</b>
23	Tarang Broadcasting Compnay Limited	89	Prarthana Life	SD
		90	Tarang	SD
		91	Tarang Music	SD
		92	Alankar	SD
24	Odisha Television Limited	93	Tarang HD	HD
25	Raj Television Network Limited	94	Raj Digital Plus	SD
		95	Raj Musix	SD
		96	Raj News	SD
		97	Raj TV	SD
		98	Raj Nagaichuvai	SD
		99	Raj Pariwar	SD
26	Silverstar Communications Limited	100	Mega 24	SD
		101	Mega Musiq	SD
		102	Mega TV	SD
27	Culver Max Entertainment Private Limited	103	Sony YAY!	SD
		104	SONY MAX	SD
		105	SONY SAB	SD
		106	SONY ENTERTAINMENT CHANNEL (SET)	SD
		107	SONY PIX	SD
		108	SONY MAX 2	SD
		109	SONY PAL	SD
		110	SONY ENTERTAINMENT CHANNEL HD	HD
		111	PIX HD	HD
		112	MAX HD	HD
		113	SONY Sports Ten 2 HD	HD
		114	SONY Sports Ten 3 HD	HD
		115	SONY Sports Ten 2	SD
		116	SONY Sports Ten 1	SD
117	SONY Sports Ten 3	SD		
118	SONY Sports Ten 1 HD	HD		
119	SONY Wah	SD		

<b>S.N</b>	<b>Name of the broadcaster</b>	<b>S.No</b>	<b>Name of the channel</b>	<b>Declared as SD or HD</b>
		120	SAB HD	HD
		121	SONY Sports Ten 4	SD
		122	SONY Sports Ten 4 HD	HD
		123	SONY Sports Ten 5	SD
		124	SONY Sports Ten 5 HD	HD
28	Star India Private Limited	125	Star Sports 3	SD
		126	Star Sports 1 Tamil	SD
		127	Star Sports Select 2	SD
		128	Star Bharat	SD
		129	Star Gold 2 (Movies OK)	SD
		130	Star Sports 1 Hindi	SD
		131	Star Gold	SD
		132	Star Jalsha	SD
		133	Star Movies	SD
		134	Star Gold Select	SD
		135	Star Plus	SD
		136	Star Pravah	SD
		137	Star Sports 1	SD
		138	Star Sports 2	SD
		139	Jalsha Movies	SD
		140	Star Sports HD 2	HD
		141	Star Sports HD 1	HD
		142	Star Bharat HD	HD
		143	Star Gold HD	HD
		144	Star Movies HD	HD
		145	Star Plus HD	HD
		146	Star Sports 1 HD Hindi	HD
		147	Star Sports Select 1	SD
		148	Star Movies Select HD	HD
		149	Star Sports First	SD
		150	MAA Gold	SD
		151	MAA Movies	SD
		152	MAA Music	SD

<b>S.N</b>	<b>Name of the broadcaster</b>	<b>S.No</b>	<b>Name of the channel</b>	<b>Declared as SD or HD</b>
		153	MAA TV	SD
		154	Star Pravah HD	HD
		155	Star Jalsha HD	HD
		156	Jalsha Movies HD	HD
		157	Star Sports Select HD 1	HD
		158	Star Sports Select HD 2	HD
		159	MAA HD	HD
		160	Star Gold Select HD	HD
		161	MAA Movies HD	HD
		162	Star Sport 1 Telugu	SD
		163	Star Sport 1 Kannada	SD
		164	Star Utsav	SD
		165	Star Utsav Movies	SD
		166	Star Gold Romance	SD
		167	Star Gold Thrills	SD
		168	Pravah Pictures	SD
		169	Star Kiran	SD
		170	Star Movies Select	SD
		171	Star Gold 2 HD	HD
		172	Star Sports 1Tamil HD	HD
		173	Star Sports 1Telugu HD	HD
		174	Star Kiran HD	HD
		175	Pravah Pictures HD	HD
		176	Vijay TV	SD
		177	Vijay Super	SD
		178	Vijay HD	HD
		179	Vijay Takkar (Vijay Music)	SD
		180	Asianet	SD
		181	Asianet Plus	SD
		182	Asianet Movies	SD
		183	Suvarna Plus	SD
		184	Star Suvarna HD	HD
		185	Asianet HD	HD

<b>S.N</b>	<b>Name of the broadcaster</b>	<b>S.No</b>	<b>Name of the channel</b>	<b>Declared as SD or HD</b>
		186	Star Suvarna	SD
		187	Vijay Super HD	HD
		188	Asianet Movies HD	HD
29	SUN TV Network Limited	189	Adithya TV	SD
		190	Chintu TV	SD
		191	Chutti TV	SD
		192	Gemini Comedy	SD
		193	Gemini Life	SD
		194	Gemini Movies	SD
		195	Gemini Music	SD
		196	Gemini TV	SD
		197	KTV	SD
		198	Surya Movies	SD
		199	Kushi TV	SD
		200	SUN Life	SD
		201	Sun Music	SD
		202	Sun News	SD
		203	Surya Music	SD
		204	SUN TV	SD
		205	Surya Comedy	SD
		206	Surya TV	SD
		207	Udaya Comedy	SD
		208	Udaya Movies	SD
		209	Udaya Music	SD
		210	Udaya TV	SD
		211	Kochu TV	SD
		212	Sun TV HD	HD
		213	KTV HD	HD
		214	Sun Music HD	HD
		215	Gemini TV HD	HD
		216	Gemini Music HD	HD
		217	Gemini Movies HD	HD
		218	Surya TV HD	HD



<b>S.N</b>	<b>Name of the broadcaster</b>	<b>S.No</b>	<b>Name of the channel</b>	<b>Declared as SD or HD</b>
		219	Udaya TV HD	HD
30	Suryansh Broadcasting Private Limited	220	Flowers	SD
31	Warner Media India Private Limited	221	Cartoon Network	SD
		222	CNN International	SD
		223	POGO	SD
		224	Cartoon Network HD+	HD
32	Network 18 Media & Investment Limited	225	CNN News 18	SD
		226	CNBC Bazaar	SD
		227	CNBC TV 18 Prime HD	HD
		228	CNBC Awaaz	SD
		229	News 18 Tamil Nadu	SD
		230	News 18 Kerala	SD
		231	News 18 Assam / North East	SD
		232	News 18 India	SD
		233	CNBC TV 18	SD
		234	News 18 Bihar Jharkhand	SD
		235	News 18 Madhya Pradesh/Chattisgarh	SD
		236	News 18 Rajasthan	SD
		237	News 18 Uttar Pradesh/ Uttaranchal	SD
		238	News 18 Jammu Kashmir Ladakh Himachal Haryana	SD
		239	News 18 Kannada	SD
		240	News 18 Bangla	SD
241	News 18 Punjab	SD		
242	News 18 Gujarati	SD		
243	News 18 Odia	SD		
33	TV Today Network Limited	244	Aaj Tak	SD
		245	India Today	SD
		246	AAJ Tak HD	HD
		247	Good News Today	SD
34		248	Colors	SD

<b>S.N</b>	<b>Name of the broadcaster</b>	<b>S.No</b>	<b>Name of the channel</b>	<b>Declared as SD or HD</b>
	Viacom 18 Media Private Limited	249	Comedy Central (HD )	HD
		250	MTV	SD
		251	NICK	SD
		252	NICK JR	SD
		253	SONIC	SD
		254	VH 1 (HD Distribution)	HD
		255	Colors Infinity HD	HD
		256	Colors Infinity	SD
		257	Colors HD	HD
		258	NICKS HD+	HD
		259	Colors Cineplex	SD
		260	MTV Beats	SD
		261	Colors Kannada HD	HD
		262	Colors Marathi HD	HD
		263	Colors Bangla HD	HD
		264	Colors Super	SD
		265	Colors Cineplex Bollywood	SD
		266	Sports18 1	SD
		267	Sports 18 1 HD	HD
		268	Sports 18 2	SD
		269	Sports 18 3	SD
		270	Colors Bangla	SD
		271	Colors Gujarati	SD
		272	Colors Kannada	SD
		273	Colors Marathi	SD
		274	Colors Odia	SD
		275	MTV Beats HD	HD
		276	Colors Tamil	SD
	277	Colors Cineplex HD	HD	
	278	VH 1	SD	
	279	Colors Tamil HD	HD	
	280	MTV HD	HD	
	281	Colors Rishtey	SD	

<b>S.N</b>	<b>Name of the broadcaster</b>	<b>S.No</b>	<b>Name of the channel</b>	<b>Declared as SD or HD</b>
		282	Colors Kannada Cinema	SD
		283	Colors Gujarati Cinema	SD
		284	Comedy Central	SD
		285	Colors Bangla Cinema	SD
		286	Colors Cineplex Superhit	SD
35	Zee Akaash News Private Limited	287	Zee 24 Ghanta	SD
36	Zee Entertainment Enterprises Limited	288	Zee Bollywood	SD
		289	Action Cinema	SD
		290	Zee Bangla Cinema	SD
		291	Zee Café HD	HD
		292	Zee Café	SD
		293	Zee Cinema	SD
		294	Zee Talkies	SD
		295	Zee TV	SD
		296	Zing	SD
		297	& Picture	SD
		298	Zee Bangla	SD
		299	Zee Marathi	SD
		300	ZEE ZEST HD	HD
		301	Zee Zest	SD
		302	Zee TV HD	HD
		303	Zee Cinema HD	HD
		304	& TV	SD
		305	& TV HD	HD
		306	Zee Kannada	SD
		307	Zee Telugu	SD
308	& Pictures HD	HD		
309	Zee Cinemalu	SD		
310	Zee Yuva	SD		
311	Zee Marathi HD	HD		
312	& Prive HD	HD		
313	Zee Bangla HD	HD		
314	Zee Tamil HD	HD		

<b>S.N</b>	<b>Name of the broadcaster</b>	<b>S.No</b>	<b>Name of the channel</b>	<b>Declared as SD or HD</b>
		315	Zee Cinemalu HD	HD
		316	Zee Telugu HD	HD
		317	Zee Tamil	SD
		318	Zee Kannada HD	HD
		319	Zee Anmol Cinema	SD
		320	& Flix HD	HD
		321	& Flix	SD
		322	Zee Keralam HD	HD
		323	Zee Keralam	SD
		324	Zee Anmol	SD
		325	Big Magic	SD
		326	Zee Ganga	SD
		327	Zee Classic	SD
		328	&Xplore HD	HD
		329	ZEE Sarthak	SD
		330	Zee Talkies HD	HD
		331	Zee Punjabi	SD
		332	Zee Thirai	SD
		333	Zee Picchar	SD
		334	Zee Thirai HD	HD
		335	Zee Picchar HD	HD
		336	Zee Biskope	SD
37	Zee Media Corporation Limited	337	Zee 24 Taas	SD
		338	Zee Delhi NCR Haryan (Zee Odisha)	SD
		339	Zee Business	SD
		340	Zee Punjab Haryana Himachal	SD
		341	Zee Madhya Pradesh Chattisgarh	SD
		342	Salaam TV	SD
		343	Zee 24 Kalak	SD
		344	WION	SD
		345	Zee Uttar Pradesh Uttrakhand	SD
		346	Zee Bharat	SD

<b>S.N</b>	<b>Name of the broadcaster</b>	<b>S.No</b>	<b>Name of the channel</b>	<b>Declared as SD or HD</b>
		347	Zee Bihar Jharkhand	SD
		348	Zee News	SD
		349	Zee Rajasthan News	SD
		350	Zee News HD	HD
		351	Zee Kannada News	SD
		352	Zee Telugu News	SD
38	Zoom Entertainment Network Limited	353	Movies Now	SD
39	Sidharth Broadcasting Private Limited	354	Sidharth TV	SD
40	Sarthak Music Private Limited	355	Sidharth Bhakti	SD
		356	Jay Jagannath	SD
		357	Sidharth Gold	SD
41	Kalaignar TV Pvt Limited	358	Kalaignar TV	SD
		359	Kalaignar Isai Aruvi	SD
		360	Kalaignar Siripolli	SD
		361	Kalaignar Murasu	SD
		362	Kalaignar Seithigal	SD

**List of Major MSOs/HITS Operators**

- 1. M/s. Siti Networks Limited.,**  
1<sup>st</sup> Floor, FC-09, Gate No.03,  
Sector-16-A Film City,  
Noida-201301,  
Tel: 0120-4526700  
Website : [www.sitinetworkslimited](http://www.sitinetworkslimited)  
Toll Free No. 1800 1234 001
- 2. M/s Den Networks Limited.**  
236, Ground Floor, Okhla Industrial Estate,  
Phase-III, New Delhi-110020  
Website: [www.den networks.com](http://www.dennetworks.com)  
Toll Free No. 1800 419 2020
- 3. M/s Hathway Digital Private Limited.**  
805/606, 8<sup>th</sup> Floor, Windsor  
Off CST Road, Kalina, Santacruz (East),  
Mumbai-400098 (Maharashtra)  
PH: 022-26001306,  
Fax No: 022-26001307  
Website : [www.hathway.com](http://www.hathway.com)  
Toll Free No. 1800 4197 900
- 4. M/s GTPL Hathway.**  
202, 2<sup>nd</sup> Floor,  
Sahajanad Shopping Center  
Opp. Swaminarayan Mandir  
Shahibaug, Ahemdabad-38004  
Ph: 079-30280340 / 41, 079-25626476 / 77  
Website : [www.gtpl.net](http://www.gtpl.net)  
Toll Free No. 1800-419-0419
- 5. M/s NXT Digital Limited.**  
IN Centre, 49/50 MIDC  
12<sup>th</sup> Road, Andheri  
MUMBAI-400093 (Maharashtra)  
Ph: 022-28208585  
Website : [www.nxtdigital.co.in](http://www.nxtdigital.co.in)  
Toll Free No. 18602120400 18002100400

- 6. M/s NXT Digital Limited (HITS)**  
IN Centre, 49/50 MIDC  
12<sup>th</sup> Road, Andheri  
MUMBAI-400093 (Maharashtra)  
Ph: 022-28208585  
Website : [www.nxtdigital.co.in](http://www.nxtdigital.co.in)  
Toll Free No. 18602120400 18002100400
- 7. M/s Fastway Transmission Pvt. Ltd..**  
SCO-16-17, Top Floor  
Sector-34-A, Chandigarh  
Ph: 0161-4044444  
Website : [www.fastway.in](http://www.fastway.in)  
Toll Free No. 18001026602
- 8. M/s Tamil Nadu ARASU Cable TV Corporation Ltd.**  
11/22, Mangadusamy Street, Nungambakkam,  
Chennai-600034  
Ph: 044-2843 2911  
Fax : 044-2843 2913  
Website : [www.tactv.in](http://www.tactv.in)  
Toll Free No. 1800 425 2911
- 9. M/s Kerala Communicators Cable Ltd.**  
CC -22/491, Girnar, Kadavanthara,  
Cochin-682020 (Kerala)  
Ph: 0484-2316441  
Website : [www.kccl.tv](http://www.kccl.tv)  
Toll Free No. 18004195755
- 10. M/s Thamizhaga Cable TV Communication Pvt. Ltd.**  
Old No. 150, New No. 48, Sami Naicken Street,  
Chinthadripet, Chennai-6000002 (T.N.)  
Ph: 044-49272222  
Website : [www.tccl.co.in](http://www.tccl.co.in)  
Toll Free No. 1800-102-9845
- 11. M/s Kal Cable Private Ltd.**  
No. 229, Kutchery Road, Mylapore,  
Chennai-600004 (T.N.)  
Ph: 044-49616161,  
Fax : 044-49616171  
Website : [www.scv.in](http://www.scv.in)  
Toll Free No. 1800-102-0728

**12. M/s V.K. Digital Network Pvt. Ltd.**

3-A-29, Willow Crest,  
6<sup>th</sup> Main Road, R.A. Puram,  
Chennai-600029 (T.N.)  
Ph: 044-4242 8282  
Website : [www.vkdigital.co.in](http://www.vkdigital.co.in)  
Toll Free No. 18004199908



**List of Pay DTH Operators**

- 1. M/s. Tata Play Limited**  
Tata Communications Complex,  
Mandi Road, PO Chattarpur,  
New Delhi – 110 074  
Tel: 011-6616 3000  
Fax-022-6616 3030  
Website : [www.tatasky.com](http://www.tatasky.com)  
Toll Free No. 18002086633
- 2. M/s Dish TV India Ltd.**  
FC-19, Sector-16A, Film City,  
Noida-201301  
Tel: 91-120-2467005 / 2467000  
Fax: 91-120-4357082  
Toll Free No. 18002583474 (Dish), 1800212212 (d2h)  
Website : [www.dishtv.in](http://www.dishtv.in)
- 3. SUN Direct TV(P) Ltd.**  
Murasoli Maran Towers, 73, MRC Nagar,  
Main Road, MRC Nagar, Chennai – 28  
PH: 044-44676767, Fax No 044-40679191  
Website : [www.sundirect.in](http://www.sundirect.in)  
Toll Free No. 18001037575
- 4. Bharti Telemedia Ltd.**  
Airtel Centre, Plot No 16,  
Udyog Vihar Phase IV,  
Gurgaon – 122 015  
Ph: 0124-4222222  
Fax : 0124-4248063  
Website : [www.airtel.in](http://www.airtel.in)  
Toll Free No. 18001036065

**List of Pay IPTV Operators, as on 30<sup>th</sup> September, 2024**

<b>S.No.</b>	<b>Name of IPTV Operators</b>
1	M/s Hyderabad Cable Digital Service Pvt. Ltd.
2	M/s Bhoomika Digital Cable Services Pvt. Ltd.
3	M/s Peak Air Pvt. Ltd.
4	M/s Katalysts Productions Pvt. Ltd.
5	M/s Andhra Pradesh State Fibernet Limited
6	M/s Triple Play Teleservices (P) Ltd.
7	M/s WI Bro Solutions Pvt. Ltd
8	M/s Extreme Teleconnect Pvt. Ltd.
9	M/s Delinet Broadband Pvt. Ltd
10	M/s Den Networks Ltd.
11	M/s Hathway Digital Limited
12	M/s City Online Media Pvt. Ltd.
13	M/s Act Digital Home Entertainment Pvt. Ltd.
14	M/s Kabel First India Pvt. Ltd.
15	M/s ACN Cable Pvt. Ltd.
16	M/s UCN Network Pvt. Ltd.
17	M/s Atria Convergence Technologies Ltd.
18	M/s Skypro Communications
19	M/s E2 Info Solutions
20	M/s Assistive Netspeed Technologies Pvt. Ltd.
21	M/s Bangalore Broadband Network Private Limited
22	M/s Creative Cable Network
23	M/s Wired Entertainment
24	M/s V.K. Digital Network Private Ltd.
25	M/s AAA Cloud Telephony Private Limited
26	M/s Dombivali Optical Network Cable Pvt. Ltd
27	M/s ST Broadband Cable Service
28	M/s Kal Cables Private Limited
29	M/s R.D. Cable Network
30	K. Net Solution Private Limited
31	M/s U-Digital Network Pvt. Ltd.
32	M/s Excitel Broadband Pvt. Ltd.
33	M/s Meghbela Cable & Broadband Services Private Limited
34	M/s Om Cable Network.
35	M/s Radiant Digitek Network Limited
36.	M/s Esto Networks Pvt. Ltd.

**Annexure 5.5: List of 113 cities with operational private FM Radio Channels in India (as on 30<sup>th</sup> September, 2024)**

<b>S.No.</b>	<b>City</b>	<b>Category</b>	<b>Channels</b>
1	Agartala	D	2
2	Agra	B	4
3	Ahmedabad	A	6
4	Ahmednagar	C	4
5	Aizwal	D	3
6	Ajmer	C	4
7	Akola	C	4
8	Alappuzha	C	2
9	Aligarh	C	4
10	Allahabad	B	4
11	Amravati	C	1
12	Amritsar	B	4
13	Asansol	B	3
14	Aurangabad	C	4
15	Bareilly	C	4
16	Bengaluru	A	8
17	Bhadarwah	Others	1
18	Bharuch	D	2
19	Bhavangar	C	2
20	Bhopal	B	4
21	Bhubaneshwar	C	4
22	Bikaner	C	4
23	Bilaspur	C	3
24	Chandigarh	C	4
25	Chennai	A+	7
26	Coimbatore	B	4
27	Dehradun	C	1
28	Delhi	A+	9
29	Dhule	C	3
30	Dhubri	Others	1
31	Durg-Bhillaina	D	1
32	Erode	C	2

33	Gangtok	D	2
34	Godhara	D	1
35	Gorakhpur	C	4
36	Gulbarga	C	1
37	Guwahati	C	4
38	Gwalior	C	4
39	Haflong	Others	1
40	Hissar	D	4
41	Hubli - Dharwad	C	2
42	Hyderabad	A	8
43	Indore	B	4
44	Itanagar	D	2
45	Jabalpur	B	4
46	Jaipur	A	6
47	Jalandhar	C	4
48	Jalgaon	C	4
49	Jammu	C	4
50	Jamnagar	C	2
51	Jamshedpur	B	4
52	Jhansi	C	4
53	Jodhpur	C	4
54	Junagarh	D	2
55	Kannur	C	3
56	Kanpur	A	6
57	Karnal	D	3
58	Kargil	Others	2
59	Kathua	Others	2
60	Kochi	B	4
61	Kolhapur	C	4
62	Kolkata	A+	7
63	Kota	C	4
64	Kozhikode	C	4
65	Lucknow	A	6
66	Leh	Others	3
67	Madurai	B	4

68	Mangalore	C	3
69	Mehsana	D	2
70	Mumbai	A+	9
71	Muzaffarpur	C	4
72	Mysore	C	3
73	Nagpur	A	6
74	Nanded	C	3
75	Nasik	C	4
76	Nellore	C	1
77	Palampur	D	1
78	Panaji	D	2
79	Patiala	C	4
80	Patna	B	4
81	Porbandar	D	1
82	Punch	Others	2
83	Puducherry	C	4
84	Pune	A	6
85	Raigarh	D	1
86	Raipur	C	3
87	Rajahmundry	C	3
88	Rajkot	B	4
89	Ranchi	C	4
90	Rourkela	C	2
91	Salem	C	2
92	Sangli	C	4
93	Shillong	D	3
94	Shimla	D	3
95	Sholapur	C	4
96	Siliguri	C	3
97	Srinagar	C	4
98	Surat	A	6
99	Thiruvananthapuram	C	4
100	Thoothukudi	C	2
101	Thrissur	C	3
102	Tiruchirappalli	C	3

103	Tirunelveli	C	3
104	Tirupati	C	3
105	Udaipur	C	4
106	Ujjain	C	1
107	Vadodra	B	4
108	Varanasi	B	4
109	Vellore	C	2
110	Veraval	D	1
111	Vijayawada	B	3
112	Vishakapatnam	B	3
113	Warrangal	C	3
	<b>Total</b>		<b>388</b>

## Index of Tables & Charts

### **Tables**

Table 1.1: Subscriber Base & Teledensity - Rural & Urban .....	2
Table 1.2: Service Area-wise Access (Wireless+Wireline) Subscribers base .....	4
Table 1.3: Service Area-wise Rural-Urban Subscribers .....	6
Table 1.4: Service Area-wise Tele-density .....	7
Table 1.5: State/UT-wise Subscriber Base (Wireless+Wireline).....	9
Table 1.6: State/UT-wise Tele-density .....	10
Table 1.7: Service Provider-wise Growth/Decline in Subscriber base.....	11
Table 1.8: Market Share of the operators in total rural subscriber base.....	12
Table 1.9: List of Cellular Mobile (GSM & CDMA) Service Providers currently providing service.....	12
Table 1.10: Wireless Subscriber Base & Tele-density - Rural & Urban.....	14
Table 1.11: Growth in Wireless Subscriber Base.....	15
Table 1.12: Service Area-wise Wireless Subscriber Base.....	16
Table 1.13: Service Area-wise Wireless Rural-Urban Subscribers .....	17
Table 1.14: Service Area-wise Wireless Tele-density .....	18
Table 1.15: State/UT-wise wireless subscriber base .....	19
Table 1.16: State/UT-wise wireless Tele-density .....	20
Table 1.17: Rural Wireless Subscribers and Market Share .....	21
Table 1.18: Service Providers providing Wireline services .....	23
Table 1.19: Wireline Subscriber Base & Tele-density - Rural & Urban .....	24
Table 1.20: Service Provider-wise Subscribers (Rural & Urban) & Share of Rural Subscription.....	25
Table 1.21: Service Provider-wise growth in Wireline Subscribers.....	26
Table 1.22: Service Area-wise Wireline Subscribers & Net Addition .....	26
Table 1.23: Service Area-wise Wireline Rural-Urban Subscriber Base.....	27
Table 1.24: Service Area-wise Wireline Tele-density .....	28
Table 1.25: State/UT-wise Wireline Subscriber Base .....	30
Table 1.26: State/UT-wise Wireline Tele-density.....	31
Table 1.27: Rate of change & Market share of PCOs .....	32
Table 1.28: Trend of Internet subscriber base .....	35
Table 1.29: Break-up of Urban-Rural Internet Subscriber Base.....	37
Table 1.30: State/UT wise Break up of Rural-Urban internet subscriber base .....	38
Table 1.31: Internet Subscriber Base & Market share of top 10 SPs .....	39
Table 1.32: Service area-wise number of internet subscribers per 100 population .....	42
Table 1.33: State/UT wise number of Internet Subscribers per 100 population.....	45
Table 1.34: No. of Public Wi-Fi Hotspots, Access Points, Wi-Fi Users and Aggregate Data Consumed.....	46
Table 1.35: PMRTS Subscriber base - Service Provider-wise .....	50
Table 1.36: VSAT Service Providers currently providing service & their subscriber base	52
Table 2.1: Key Indicators - Wireless Services .....	54
Table 2.2: Monthly ARPU - Wireless Services .....	55
Table 2.3: Composition of ARPU - Wireless Services.....	566
Table 2.4: MOU per subscriber per month.....	577
Table 2.5: Outgoing SMS per subscriber per month.....	57
Table 2.6: %Break-up of Outgoing minutes from Home Service Area (HSA) .....	57
Table 2.7: Average revenue per outgoing minute from HSA .....	60
Table 3.1: Gross Revenue, Adjusted Gross Revenue, License Fee & Spectrum Charges .	62
Table 3.2: Service-wise Gross Revenue, Adjusted Gross Revenue, License Fee and Spectrum Charges.....	62
Table 3.3: Access Services - Service Provider-wise Adjusted Gross Revenue.....	63
Table 3.4: Category-wise share in Adjusted Gross Revenue of Access Services.....	65
Table 4.1: QoS Summary - Wireless Service.....	67

Table 4.2: Parameter-wise Analysis of Non-compliance of QoS Benchmarks for Wireless Service Providers.....	69
Table 4.3: QoS Summary - Wireline Services .....	72
Table 4.4: Parameter-wise Analysis of Non-compliance of QoS Benchmarks for Wireline Service Providers.....	73
Table 4.5: Performance of Wireline Broadband Service Providers against identified parameters .....	78
Table 4.6: Parameter-wise Analysis of non-compliance of QoS benchmarks for Wireline Broadband Service Providers .....	80
Table 5.1: Key Parameters - Broadcasting & Cable TV Services .....	83
Table 5.2: Permission-wise number of permitted satellite TV channels.....	84
Table 5.3: Price-Range wise Analysis of Pay Channels.....	86
Table 5.4: Genre wise Analysis of Pay Channels .....	86
Table 5.5: Broadcaster wise number of pay channels.....	87
Table 5.6: Subscriber base of major MSOs/HITS (more than one million subscribers) ..	88

## **Charts**

Chart 1.1: Trends in Telephone Subscribers and Tele-density in India .....	2
Chart 1.2: Market Share - Rural & Urban Subscribers .....	3
Chart 1.3: Composition of Access Subscriptions - Wireline & Wireless .....	4
Chart 1.4: Composition of Rural - Urban Telephone Subscribers .....	4
Chart 1.5: Net Addition/decline in Telephone Subscriptions .....	7
Chart 1.6: Wireless Subscriber Base and Tele-density .....	14
Chart 1.7: Wireless Market Share - Rural & Urban .....	15
Chart 1.8: Trend of Technology-wise Wireless Data Usage (in Terabyte).....	22
Chart 1.9: Trend of Wireless Data Subscribers and Volume of Wireless Data Usage.....	22
Chart 1.10: Wireline Subscriber Base and Tele-density.....	24
Chart 1.11: Composition of Wireline Subscribers - Rural & Urban .....	25
Chart 1.12: Trend of Number of PCOs .....	32
Chart 1.13: Trend of Number of VPTs.....	33
Chart 1.14: Composition of Internet subscriptions .....	35
Chart 1.15 : Composition of Broadband & Narrowband subscriptions .....	36
Chart 1.16 : Market share of PSUs and Private Internet Service Providers .....	36
Chart 1.17: Subscriber Base of top ten ISPs .....	40
Chart 1.18: Composition of Wired Internet Subscribers .....	40
Chart 1.19: Composition of Wireless Internet Subscribers .....	41
Chart 1.20: Technology Trend for Mobile Devices (Phone+Dongle).....	41
Chart 1.21: Technology Trend for Fixed Wireless Internet Access.....	41
Chart 1.22: Technology Trend for Wired Internet Access .....	42
Chart 1.23: Trends in MOU for Internet Telephony.....	45
Chart 1.24: Composition of Broadband Subscriptions – Technology-wise .....	46
Chart 1.25: Composition of Narrowband Subscriptions – Technology-wise .....	47
Chart 1.26: Number of PMRTS subscribers & Rate of Growth (%).....	49
Chart 1.27: Number of VSAT Subscribers & Rate of Growth (%).....	49
Chart 2.1: Break-up of Outgoing minutes from Home Service Area (HSA) .....	544
Chart 2.2: Proportion of prepaid subscribers .....	55
Chart 2.3: Minutes of Usage by Outroamers as a % of Total Minutes of Usage.....	58
Chart 2.4: Outgoing SMS Usage by Out-roamers as a % of Total No. of Outgoing SMS Usage .....	58
Chart 2.5: % Subscribers who availed roaming services during the quarter .....	59
Chart 2.6: % Break-up of minutes of usage of out-roamers .....	60
Chart 3.1: Composition of Adjusted Gross Revenue .....	63



Chart 5.1: Number of Satellite TV channels in India .....	84
Chart 5.2: Number of Pay and FTA channels .....	85
Chart 5.3 : Numbers of SD satellite pay TV channels and HD satellite pay TV channel.	85
Chart 5.4 : Total active subscriber base of pay DTH sector (in millions).....	89
Chart 5.5 : Market share of Pay DTH Operators .....	90
Chart 5.6 : Number of Private FM Radio channels .....	91
Chart 5.7 : Details of Advertisement Revenue submitted by the private FM Radio broadcasters .....	93
Chart 5.8 : Number of operational Community Radio Stations .....	93