



Telecom Regulatory Authority of India

The Indian Telecom Services Yearly Performance Indicators 2024-2025

New Delhi, India
8th July, 2025

World Trade Centre, Tower-F,
Nauroji Nagar, New Delhi – 110029
Website: www.trai.gov.in

Table of Contents

| | |
|---|------------|
| Introduction | 1 |
| Snapshot | 2 |
| Excutive Summary | 4 |
| Chapter 1 : Subscription Data | 12 |
| Section A : Access Service - An Overview..... | 13 |
| Section B : Wireless Service | 24 |
| Section C : Wireline Service | 44 |
| Section D : Internet Service | 56 |
| Section E : Other Value Added Services - Public Mobile Radio Trunk Services (PMRTS) and Very Small Aperture Terminals (VSAT) | 73 |
| Chapter 2 : Wireless Revenue and Usage..... | 76 |
| Chapter 3 : Wireless Data Services | 85 |
| Chapter 4 : Financial Data of Telecom Service Sector..... | 92 |
| Chapter 5 : Performance of Cable TV, Direct-to-Home (DTH) and Radio Broadcasting Services..... | 100 |
| Annexures | 109 |
| Annexure 1.1: Wireless Subscriber Base | 110 |
| Annexure 1.2: Wireline Subscriber Base | 111 |
| Annexure 1.3: Service Area and Operator wise details of Public Call Offices (PCOs)..... | 112 |
| Annexure 1.4: Internet Service Provider(ISP) wise Internet Subscriber base..... | 113 |
| Annexure 1.5: Telecom Service Area-wise Public Wi-Fi Hotspots..... | 154 |
| Annexure 1.6: List of Service Providers which reported IP Telephony Minutes | 155 |
| Annexure 1.7: Service Area wise PMRTS subscriber Base..... | 156 |
| Annexure 5.1: MRP (in Rs.) of pay channels, offered by broadcasters to subscriber as reported to TRAI (as per New Regulatory Framework)..... | 157 |
| Annexure 5.2: List of major MSOs/HITS Operators | 166 |
| Annexure 5.3: List of Pay DTH (Direct-to-Home) Operators..... | 169 |
| Annexure 5.4: List of existing cities with operational FM Radio Channels in India..... | 170 |

Introduction

This Report presents the Key Parameters and growth trends for the Telecom Services in India for the financial year 2024-25. To provide a broad perspective on the Telecom Services and to serve as a reference document for various stakeholders, research agencies and analysts. Chapter-1 depicts the growth pattern, in terms of Subscriber base and Tele-density of Wireline, Wireless, Internet and Value Added Services (VAS). Chapter-2 covers the key revenue and usage parameters of Wireless services. Chapter-3 provides the analysis relating to the wireless data service and revenue from wireless data. Chapter-4 gives the financial data. The information relating to Cable TV, DTH & Radio Broadcast services is provided in Chapter-5.

3. The Report has been prepared based on the information furnished by the Service Providers. It is also available on TRAI's website www.trai.gov.in under the link <http://www.trai.gov.in/release-publication/reports/performance-indicators-reports>. Any suggestion or any clarification pertaining to this report, Sh. Vijay Kumar, Advisor (F&EA), TRAI may be contacted on Tel. +91-20907773 and e-mail: advfea1@traigov.in.

Snapshot

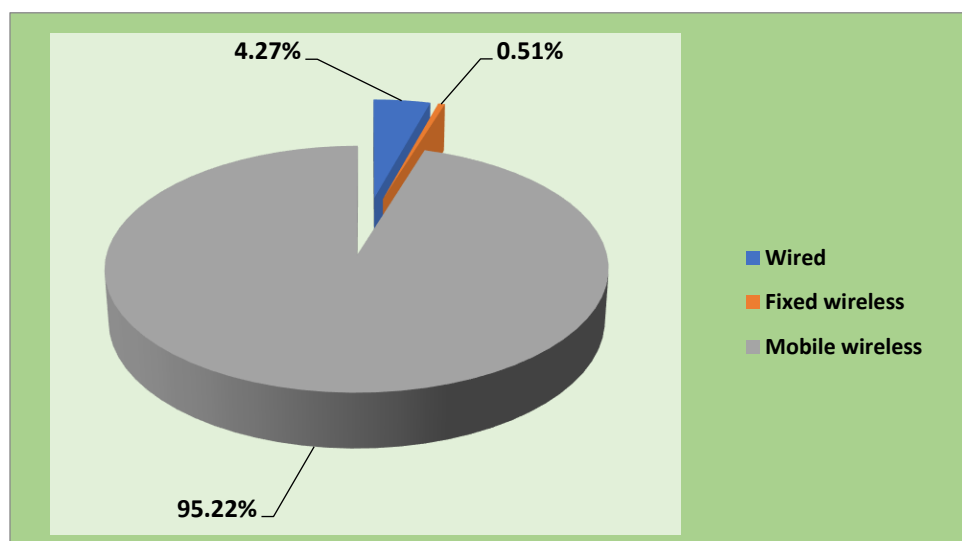
| (Data as on 31 st March, 2025) | |
|---|------------------|
| Telecom Subscribers (Wireless+Wireline) | |
| Total Subscribers | 1,200.80 Million |
| % change over the previous year | 0.13% |
| Urban Subscribers | 666.11 Million |
| Rural Subscribers | 534.69 Million |
| Market share of Private Operators | 91.47% |
| Market share of PSU Operators | 8.53% |
| Tele-density | 85.04% |
| Urban Tele-density | 131.45% |
| Rural Tele-density | 59.06% |
| Wireless Subscribers | |
| Wireless (Mobile) Subscribers | 1,156.99 Million |
| Wireless (5G FWA) Subscribers | 6.77 Million |
| Total Wireless (Mobile+5G FWA) Subscribers | 1,163.76 Million |
| % change over the previous year | -0.15% |
| Urban Subscribers | 632.57 Million |
| Rural Subscribers | 531.18 Million |
| Market share of Private Sector Operators | 92.09% |
| Market share of Public Sector Operators | 7.91% |
| Tele-density | 82.42% |
| Urban Tele-density | 124.83% |
| Rural Tele-density | 58.67% |
| No. of total Public Mobile Radio Trunk Services (PMRTS) | 67,023 |
| No. of Very Small Aperture Terminals (VSAT) | 2,43,663 |
| Wireline Subscribers | |
| Total Wireline Subscribers | 37.04 Million |
| % change over the previous year | 9.62% |
| Urban Subscribers | 33.54 Million |
| Rural Subscribers | 3.50 Million |
| Market share of Private Operators | 72.13% |
| Market share of PSU Operators | 27.87% |
| Tele-density | 2.62% |
| Rural Tele-density | 0.39% |
| Urban Tele-density | 6.62% |
| No. of Public Call Office (PCO) | 10,185 |

| Internet/Broadband Subscribers | |
|---|--------------------|
| Total Internet Subscribers | 969.10 Million |
| % change over previous year | 1.54% |
| Broadband subscribers | 944.12 Million |
| Narrowband subscribers | 24.98 Million |
| Wired Internet Subscribers | 41.41 Million |
| Wireless Internet Subscribers | 927.70 Million |
| Urban Internet Subscribers | 561.42 Million |
| Rural Internet Subscribers | 407.69 Million |
| Total Internet Subscribers per 100 population | 68.63 |
| Urban Internet Subscribers per 100 population | 110.79 |
| Rural Internet Subscribers per 100 population | 45.03 |
| Telecom Financial Data for the Financial Year-2024-25 | |
| Gross Revenue (GR) | Rs.3,72,097 Crore |
| % change in GR over the previous year | 10.72% |
| Applicable Gross Revenue (ApGR) | Rs.3,56,283 Crore |
| % change in ApGR over the previous year | 10.26% |
| Adjusted Gross Revenue (AGR) | Rs. 3,03,025 Crore |
| % change in AGR over the previous year | 12.02% |
| Share of Public Sector Operators in Access AGR | 3.56% |
| Broadcasting & Cable Services | |
| Number of private satellite TV channels permitted by the Ministry of I&B for uplinking only/downlinking only/both uplinking and downlinking | 918 |
| Number of Pay TV Channels | 333 |
| Number of private FM Radio Stations (excluding All India Radio) | 388 |
| Number of Pay Subscribers Active with Private DTH Operators | 56.92 Million |
| Number of Operational Community Radio Stations | 531 |
| Number of pay DTH Operators | 4 |
| Revenue & Usage Parameters (for the Year 2024-25) | |
| Monthly ARPU for Wireless Service | Rs.174.46 |
| Change in ARPU over previous year | 16.89% |
| Minutes of Usage (MOU) per subscriber per month - Wireless Service | 1000 Minutes |
| Average Revenue for wireless data per data subscriber per month for wireless services | Rs.231.46 |
| Average revenue realization per GB for wireless data usage | Rs.8.97 |
| Average Wireless Data Usage per wireless data subscriber per month | 21.53 GB |

Executive Summary

1. Total number of internet subscribers increased from 954.40 million at the end of Mar-24 to 969.10 million at the end of Mar-25 with yearly rate of growth of 1.54%. Out of total 969.10 million internet subscribers, number of broadband subscribers is 944.12 million and number of narrowband subscribers is 24.98 million at the end of Mar-25.

Composition of Internet subscription as on 31st March, 2025

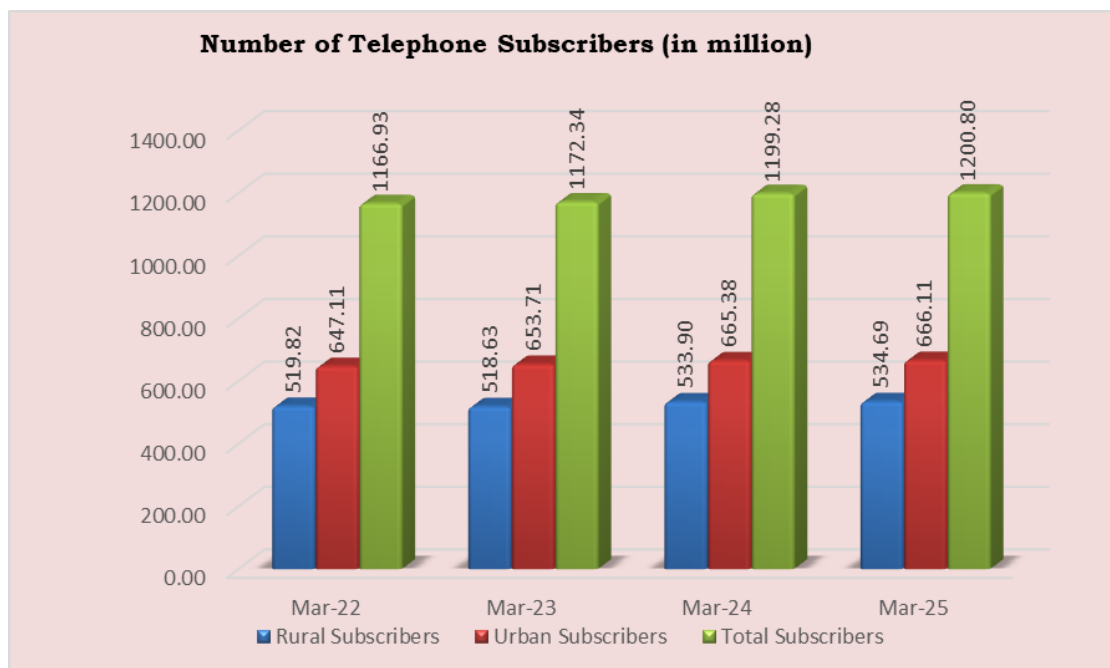


2. Number of Broadband subscribers increased from 924.07 million at the end of Mar-24 to 944.12 million at the end of Mar-25 with yearly rate of growth of 2.17%. The number of Narrowband subscribers decreased from 30.34 million at the end of Mar-24 to 24.98 million at the end of Mar-25 with yearly rate of decline of 17.66%.
3. Average Revenue Per User (ARPU) per month for wireless service increased from Rs.149.25 in 2023-24 to Rs.174.46 in 2024-25, thereby showing a yearly rate of growth of 16.89%.
4. Average Revenue Per User (ARPU) per month for prepaid service increased from Rs.146.37 in 2023-24 to Rs.173.84 in 2024-25. However, ARPU per

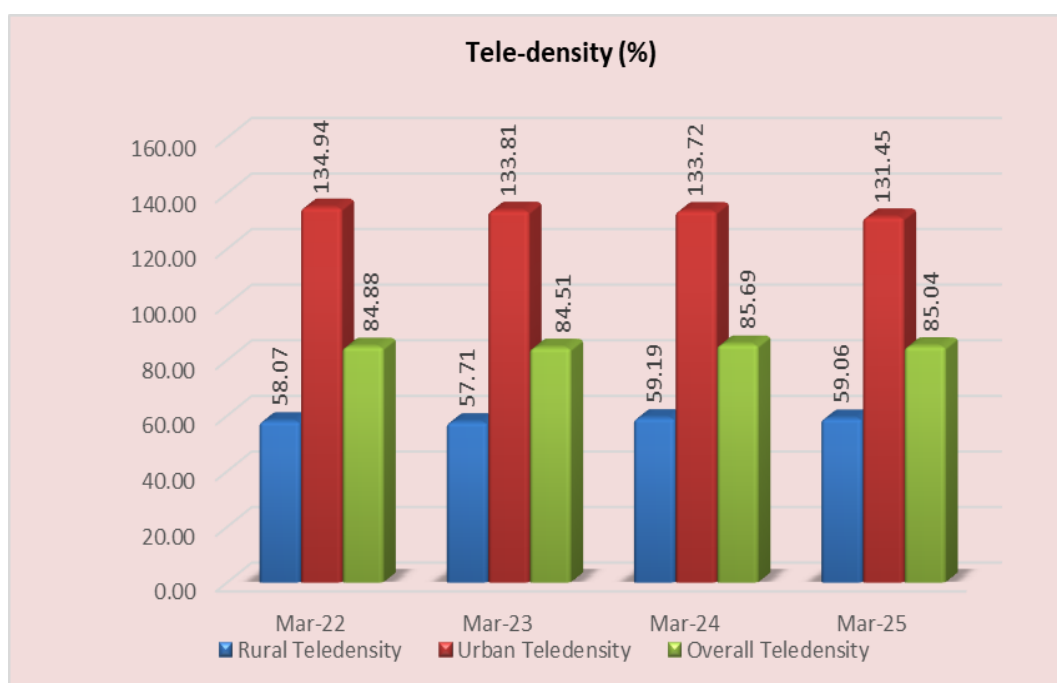
month for postpaid service decreased from Rs.184.63 to Rs.180.86 during the same period.

5. Average Minutes of Usage (MOUs) per subscriber per month increased from 963 in 2023-24 to 1000 in 2024-25 with yearly rate of growth of 3.91%.
6. Minutes of Usage (MOUs) per subscriber per month for postpaid services decreased from 544 during the year 2023-24 to 503 in 2024-25. However, MoUs for prepaid services increased from 997 to 1047 during the same period.
7. Number of wireless data subscribers has increased from 913.34 million at the end of Mar-24 to 939.51 million at the end of Mar-25 with yearly rate of growth of 2.87%. Further, total volume of wireless data usage increased from 1,94,774 PB during the year 2023-24 to 2,28,779 PB during the year 2024-25 with yearly growth of 17.46%.
8. Total revenue from wireless data usage increased from Rs. 1,86,226 crore in the year 2023-24 to Rs.2,15,078 crore in the year 2024-25 with yearly rate of growth of 15.49%.
9. The total number of telephone subscribers in India increased from 1,199.28 million at the end of Mar-24 to 1,200.80 million at the end of Mar-25, registering a yearly rate of growth 0.13%. The overall Tele-density in India decreased from 85.69% at the end of Mar-24 to 85.04% at the end of Mar-25 at yearly rate of decline 0.75%.
10. Telephone subscription in Urban Areas increased from 665.38 million at the end of Mar-24 to 666.11 million at the end of Mar-25 at the yearly rate of growth 0.11%. However, Urban Tele-density declined from 133.72% at the end of Mar-24 to 131.45% at the end of Mar-25 with yearly rate of decline of 1.70%.

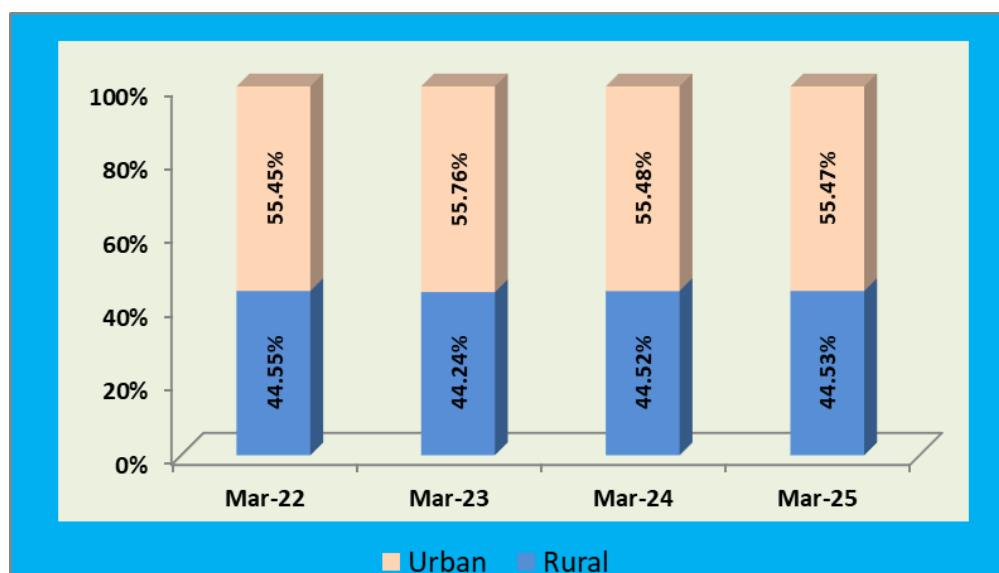
11. Rural telephone subscription increased from 533.90 million at the end of Mar-24 to 534.69 million at the end of Mar-25 at the yearly rate of growth of 0.15%. However, Rural Tele-density decreased from 59.19% to 59.06% during the same period of time.



Trend of Tele-density

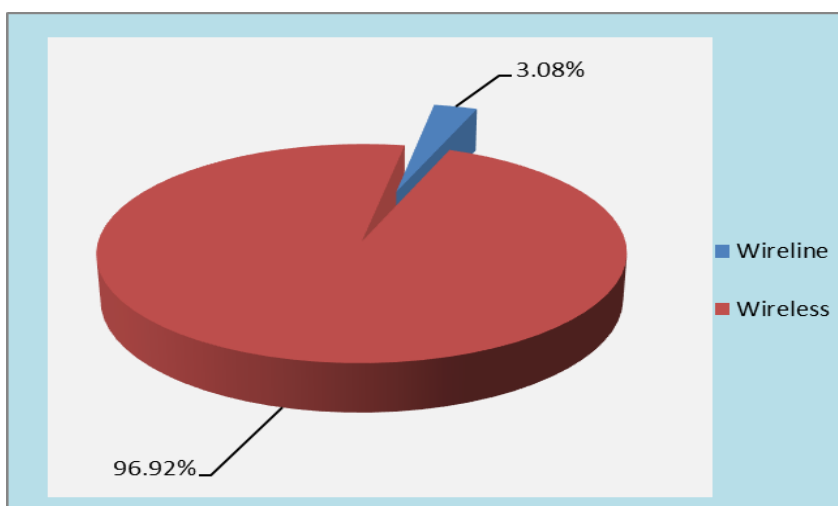


12. Out of the total telephone subscription, the shares of Rural telephone subscription increased from 44.52% at the end of Mar-24 to 44.53% at the end of Mar-25. The following chart depicts the rural-urban market share of telephone subscribers of the four years.



13. Out of 1,200.80 million of total telephone subscriber, the number of Wireless (Mobile+5G FWA) Telephone subscribers is 1,163.76 million and the number of Wireline Telephone subscribers is 37.04 million at the end of Mar-25. The following chart depicts the market share of Wireless and Wireline subscribers in India.

**Composition of Market Share
Wireless & Wireline Subscribers**

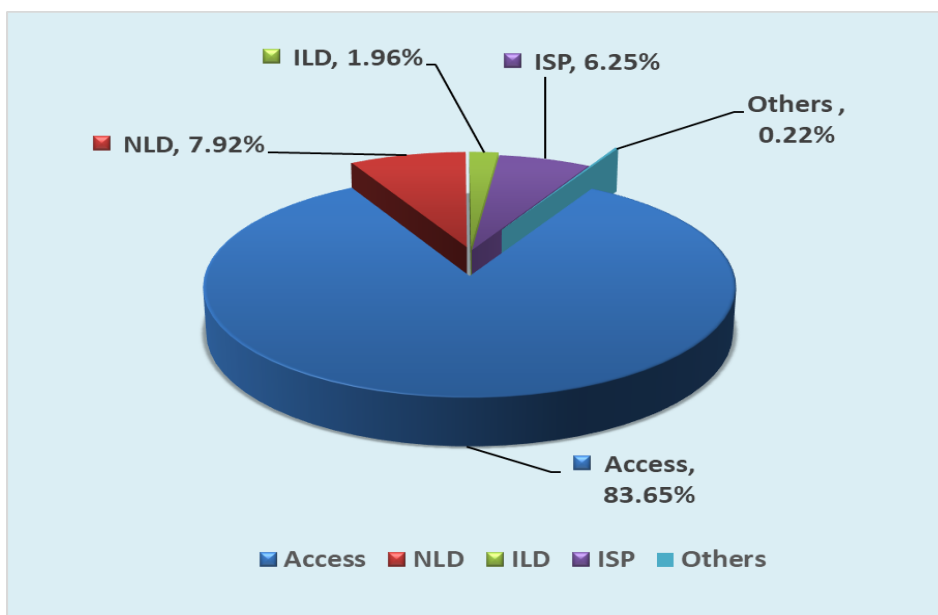


14. Total Wireless subscribers decreased from 1,165.49 million (Mobile) at the end of Mar-24 to 1,163.76 million (Mobile+5G FWA) at the end of Mar-25, thereby showing a yearly rate of decline of 0.15%. During the year 2024-25, net loss of 1.74 million wireless subscribers was recorded.
15. Overall Wireless Teledensity decreased from 83.27% (Mobile) at the end of Mar-24 to 82.42% (Mobile+5G FWA) at the end of Mar-25. Rural wireless Teledensity decreased from 58.87% to 58.67% and Urban wireless Teledensity also decreased from 127.51% to 124.83% at the end of Mar-25.
16. Wireless (Mobile) subscribers decreased from 1,165.49 million at the end of Mar-24 to 1,156.99 million at the end of Mar-25, thereby showing a yearly rate of decline of 0.73%. During the year 2024-25, net loss of 8.50 million wireless subscribers was recorded.
17. Wireless (Mobile) Teledensity decreased from 83.27% at the end of Mar-24 to 81.94% at the end of Mar-25. Rural wireless Teledensity decreased from 58.87% to 58.40% and Urban wireless Teledensity also decreased from 127.51% to 123.99% at the end of Mar-25.
18. Total Wireline subscriber base increased from 33.79 million at the end of Mar-24 to 37.04 million at the end of Mar-25 with yearly rate of growth of 9.62%.
19. Overall Wireline Tele-density increased from 2.41% at the end of Mar-24 to 2.62% at the end of Mar-25. During the same period Rural wireline tele-density increased from 0.32% to 0.39% and Urban wireline tele-density also increased from 6.21% to 6.62%.
20. Gross Revenue (GR) increased from Rs.3,36,066 crore in the year 2023-24 to Rs.3,72,097 crore in the year 2024-25 with yearly rate of growth of 10.72% and Applicable Gross Revenue (ApGR) increased from Rs.3,23,142 crore to Rs.3,56,283 crore with yearly growth rate of 10.26% during same

period. Adjusted Gross Revenue (AGR) also increased from Rs. 2,70,504 crore in the year 2023-24 to Rs. 3,03,025 crore in the year 2024-25 with yearly rate of growth of 12.02%.

21. Pass through charges decreased by 1.31% from Rs.53,579 crore in the year 2023-24 to Rs.52,879 crore in the year 2024-25. Pass-through charges as a percentage of Gross Revenue are 14.21% in 2024-25 as against 15.94% in the previous financial year.
22. Spectrum Usage Charges (SUC) yearly increased by 13.02% from Rs.3,369 crore in the year 2023-24 to Rs.3,807 crore in the year 2024-25 and License Fee also increased by 12.02% from Rs.21,642 crore to Rs.24,242 crore during the same period.

Service wise composition of Adjusted Gross Revenue for the year 2024-25

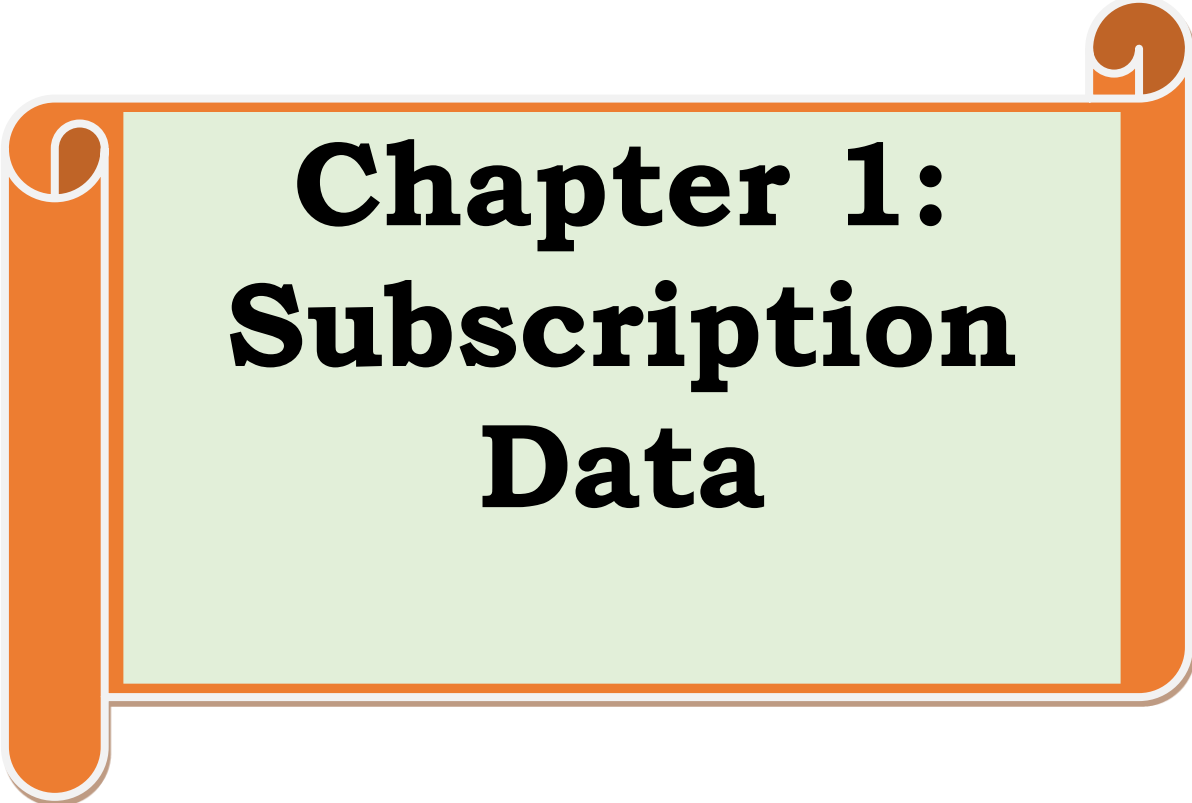


23. Access services contributed 83.65% of the total Adjusted Gross Revenue of telecom services. In Access services, Gross Revenue (GR), Applicable Gross Revenue (ApGR), Adjusted Gross Revenue (AGR), License Fee (LF) and Spectrum Usage Charges (SUC) increased by 13.77%, 12.88%, 15.52%, 15.57 and 13.11% respectively in the year 2024-25 over

the year 2023-24. However, Pass Through Charges decreased by 1.98% during the same period.

24. A total of approximately 918 private satellite TV channels have been permitted by the Ministry of Information and Broadcasting (MIB), as on 31.03.2025, for uplinking only/downlinking only/both uplinking & downlinking. Out of 918 permitted satellite TV channels, 908 channels are available for downlinking in India.
25. As per the reporting done by broadcasters in pursuance of the Tariff Order dated 3rd March 2017 as amended, out of 908 permitted satellite TV channels which are available for downlinking in India, there are 333 satellite pay TV channels as on 31st March 2025. Out of 333 pay channels, 232 are SD satellite pay TV channels and 101 are HD satellite pay TV channels.
26. During the period ending 31st March, 2025, there were 4 pay DTH service providers in India. Pay DTH has net pay active subscriber base of around 56.92 million, as on 31st March, 2025 as compared to 61.97 million subscribers, as on 31st March, 2024. This is in addition to the subscribers of the free DTH services of Doordarshan.
27. Apart from the radio Stations operated by All India Radio, the public broadcaster, as on 31st March 2024, there were 388 operational private FM Radio stations in 113 cities with operational 36 Private FM Radio broadcaster. During the quarter ending 31st March 2025, six channels operated by three private FM radio operators, namely, (i) Digital Radio (Delhi) Broadcasting Ltd (3 channels), (ii) Digital Radio (Mumbai) Broadcasting Ltd (2 channels), and (iii) Digital Radio (Kolkata) Broadcasting Ltd (1 channel), were merged with South Asia FM Ltd. Now, as of 31st March 2025, there are 388 operational private FM radio channels across 113 cities, operated by 33 private FM radio operators.

28. As on 31st March 2025, 531 Community Radio stations are operational as compared to 494 Community Radio station, as on 31st March, 2024.



Chapter 1: Subscription Data

-
- Tele-density figures are derived from the subscriber data provided by the operators and the projection of population.
 - With effect from 1st January, 2020, the projection of population is based on the 'Report of the Technical Group on Population Projections for India and States 2011 – 2036'.
 - The bifurcation of rural and urban subscriber data provided by the operators is based on different sources. e.g. one operator is deriving information from <https://censusindia.gov.in/census.website/> while others are procuring the data from concerned authorities/third party.

Section A : Access Service – An overview

1. The number of telephone subscribers in India increased from 1,199.28 million at the end of Mar-24 to 1,200.80 million at the end of Mar-25, registering a yearly growth rate of 0.13%. The overall Tele-density in India decreased from 85.69% at the end of Mar-24 to 85.04% at the end of Mar-25 at yearly rate of decline of 0.75%.
2. Telephone subscription in Urban Areas increased from 665.38 million at the end of Mar-24 to 666.11 million at the end of Mar-25 at the yearly growth rate of 0.11%. However, Urban Tele-density decreased from 133.72% at the end of Mar-24 to 131.45% at the end of Mar-25 with yearly rate of decline of 1.70%.
3. Rural telephone subscription increased from 533.90 million at the end of Mar-24 to 534.69 million at the end of Mar-25 at the yearly rate of growth of 0.15%. However, Rural Tele-density decreased from 59.19% at the end of Mar-24 to 59.06% at the end of Mar-25 with yearly rate of decline of 0.22%.

Chart 1.1: Trend of Telephone Subscriptions in India

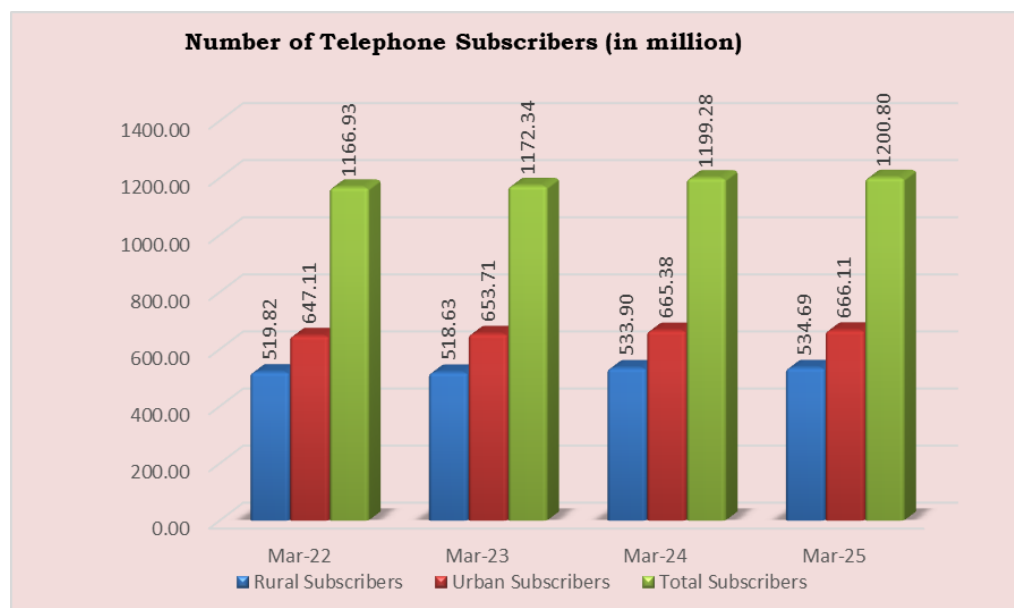


Chart 1.2: Trend of Tele-density in India

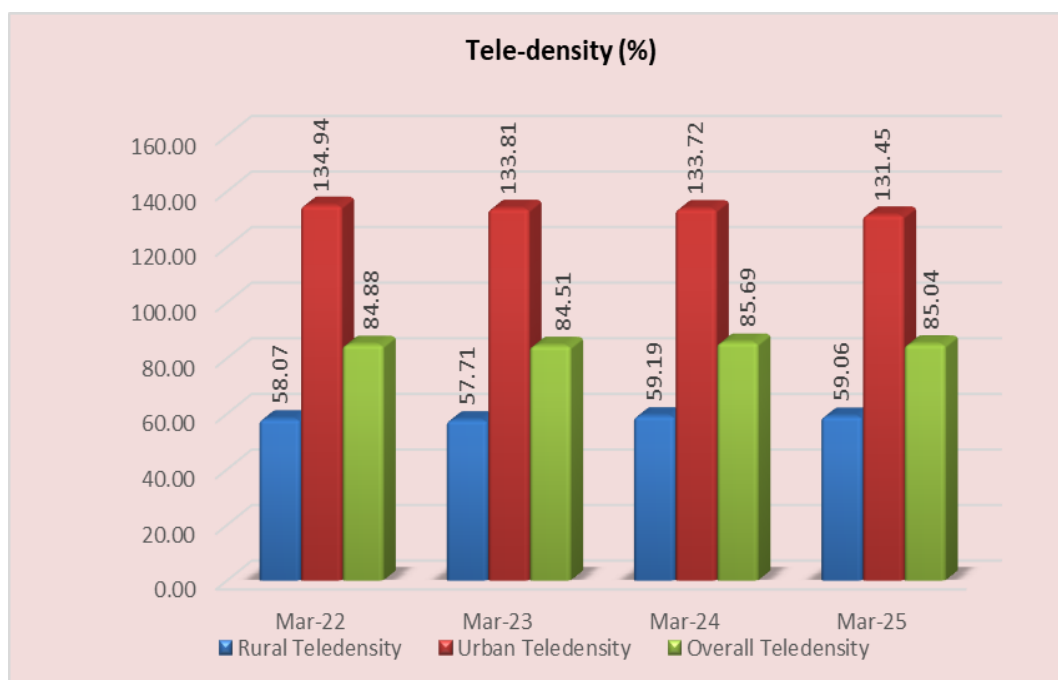


Table 1.1: Subscriber Base & Tele-density - Rural & Urban

| Year ending | Subscriber Base (million) | | | Tele-density (%) | | |
|-------------|---------------------------|--------|---------|------------------|--------|---------|
| | Rural | Urban | Total | Rural | Urban | Overall |
| Mar-22 | 519.82 | 647.11 | 1166.93 | 58.07 | 134.94 | 84.88 |
| Mar-23 | 518.63 | 653.71 | 1172.34 | 57.71 | 133.81 | 84.51 |
| Mar-24 | 533.90 | 665.38 | 1199.28 | 59.19 | 133.72 | 85.69 |
| Mar-25 | 534.69 | 666.11 | 1200.80 | 59.06 | 131.45 | 85.04 |

4. Out of the total telephone subscription, the share of Rural telephone subscription increased from 44.52% at the end of Mar-24 to 44.53% at the end of Mar-25 and share of Urban telephone subscription in total telephone subscription, decreased from 55.48% at the end of Mar-24 to 55.47% at the end of Mar-25. The following chart depicts the rural-urban market share of telephone subscribers at the end of Mar-25.

Chart 1.3: Rural-Urban market share of telephone subscribers

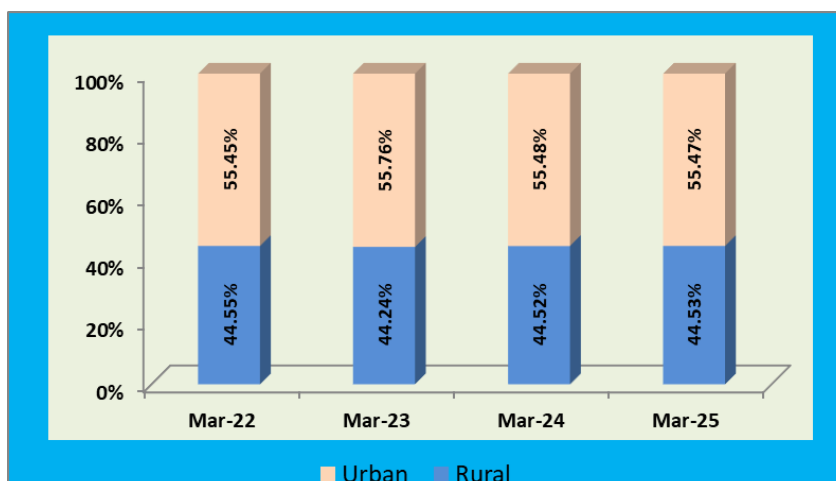


Table 1.2 : Composition of Telephone Subscribers

| Network Type | Share |
|----------------|--------|
| Urban Wireless | 52.68% |
| Rural Wireless | 44.24% |
| Urban Wireline | 2.79% |
| Rural Wireline | 0.29% |

5. Out of 1,200.80 million of total telephone subscriber, the number of Wireless (Mobile+5G FWA) telephone subscribers is 1,163.76 million and the number of Wireline Telephone subscribers is 37.04 million at the end of Mar-25. The following chart depicts the market share of Wireless and Wireline subscribers in India.

Chart 1.4: Composition of Market Share Wireless & Wireline Subscribers

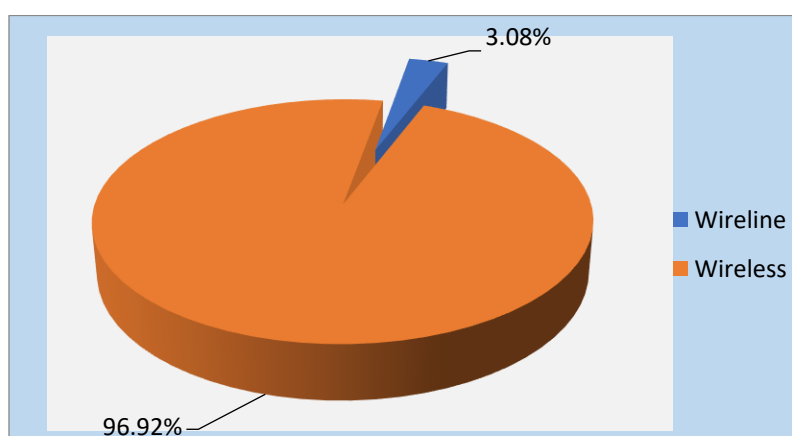


Table 1.3: Service Area wise Access (Wireless+Wireline) Subscriber base

| Service Area | Subscribers (million) | | | |
|------------------|-----------------------|-----------------|----------------------|-----------------------|
| | Mar-24 | Mar-25 | Yearly Net Additions | Rate of Yearly Growth |
| Andhra Pradesh | 87.45 | 86.97 | -0.48 | -0.55% |
| Assam | 26.70 | 26.87 | 0.16 | 0.61% |
| Bihar | 96.45 | 97.91 | 1.46 | 1.51% |
| Delhi | 61.13 | 61.17 | 0.03 | 0.05% |
| Gujarat | 67.55 | 67.69 | 0.13 | 0.20% |
| Haryana | 27.22 | 27.06 | -0.16 | -0.59% |
| Himachal Pradesh | 8.97 | 9.08 | 0.11 | 1.28% |
| Jammu & Kashmir | 12.48 | 12.72 | 0.24 | 1.89% |
| Karnataka | 70.33 | 72.42 | 2.09 | 2.98% |
| Kerala | 43.80 | 43.19 | -0.61 | -1.39% |
| Madhya Pradesh | 81.25 | 82.96 | 1.71 | 2.10% |
| Maharashtra | 94.87 | 93.17 | -1.70 | -1.79% |
| Mumbai | 37.89 | 37.89 | 0.00 | 0.00% |
| North East | 12.81 | 12.99 | 0.18 | 1.37% |
| Odisha | 34.20 | 35.65 | 1.45 | 4.24% |
| Punjab | 36.81 | 36.21 | -0.59 | -1.61% |
| Rajasthan | 67.35 | 66.14 | -1.21 | -1.79% |
| Tamil Nadu | 81.34 | 80.86 | -0.48 | -0.59% |
| U.P.(E) | 103.06 | 104.00 | 0.93 | 0.91% |
| U.P.(W) | 64.53 | 64.20 | -0.33 | -0.51% |
| Kolkata | 24.68 | 23.74 | -0.93 | -3.78% |
| West Bengal | 58.41 | 57.93 | -0.49 | -0.84% |
| All India | 1,199.28 | 1,200.80 | 1.51 | 0.13% |

6. At the end of March 2025, Odisha service area has recorded the highest growth rate of 4.24% followed by Karnataka service area with 2.98%. On the other hand, Kolkata service area showed maximum rate of decline of 3.78% at the end of Mar 2025.

Table 1.4: Service Area wise Rural-Urban Subscribers

| Service Area | Subscribers (million) as on 31 st March, 2025 | | | |
|------------------|--|---------------|---------------|-------------------|
| | Total | Rural | Urban | Rural Subscribers |
| Andhra Pradesh | 86.97 | 41.28 | 45.69 | 47.47% |
| Assam | 26.87 | 17.36 | 9.51 | 64.60% |
| Bihar | 97.91 | 65.04 | 32.87 | 66.43% |
| Delhi | 61.17 | 2.04 | 59.13 | 3.33% |
| Gujarat | 67.69 | 25.02 | 42.67 | 36.97% |
| Haryana | 27.06 | 12.04 | 15.01 | 44.52% |
| Himachal Pradesh | 9.08 | 5.88 | 3.20 | 64.77% |
| Jammu & Kashmir | 12.72 | 6.20 | 6.52 | 48.72% |
| Karnataka | 72.42 | 26.31 | 46.11 | 36.33% |
| Kerala | 43.19 | 18.80 | 24.39 | 43.53% |
| Madhya Pradesh | 82.96 | 38.55 | 44.40 | 46.47% |
| Maharashtra | 93.17 | 40.70 | 52.47 | 43.68% |
| Mumbai | 37.89 | 1.45 | 36.44 | 3.83% |
| North East | 12.99 | 6.84 | 6.15 | 52.68% |
| Orissa | 35.65 | 23.29 | 12.36 | 65.34% |
| Punjab | 36.21 | 12.03 | 24.18 | 33.23% |
| Rajasthan | 66.14 | 35.56 | 30.58 | 53.77% |
| Tamil Nadu | 80.86 | 24.19 | 56.67 | 29.92% |
| U.P.(E) | 104.00 | 64.38 | 39.61 | 61.91% |
| U.P.(W) | 64.20 | 31.09 | 33.11 | 48.42% |
| Kolkata | 23.74 | 1.58 | 22.16 | 6.67% |
| West Bengal | 57.93 | 35.04 | 22.89 | 60.49% |
| All India | 1,200.80 | 534.69 | 666.11 | 44.53% |

Table 1.5: Service Area wise Tele-density

| Service Area/ States | As on 31 st March, 2024 | | | As on 31 st March, 2025 | | |
|---------------------------------|------------------------------------|------------------------|------------------------|------------------------------------|------------------------|------------------------|
| | Rural Tele-density (%) | Urban Tele-density (%) | Total Tele-density (%) | Rural Tele-density (%) | Urban Tele-density (%) | Total Tele-density (%) |
| Andhra Pradesh | 78.86 | 118.35 | 95.43 | 78.21 | 116.49 | 94.53 |
| Assam | 56.15 | 170.02 | 74.02 | 56.62 | 165.16 | 73.79 |
| Bihar | 45.17 | 121.62 | 57.16 | 45.14 | 121.76 | 57.23 |
| Delhi | - | - | 280.62 | - | - | 275.79 |
| Gujarat | 69.27 | 113.91 | 91.53 | 67.50 | 113.22 | 90.55 |
| Haryana | 69.78 | 114.61 | 88.93 | 68.61 | 111.93 | 87.38 |
| Himachal Pradesh | 85.78 | 411.14 | 119.43 | 86.96 | 409.45 | 120.37 |
| J&K | 61.97 | 149.86 | 89.08 | 63.74 | 148.60 | 90.13 |
| Karnataka | 67.91 | 146.45 | 103.20 | 70.29 | 148.09 | 105.62 |
| Kerala | - | - | 121.65 | - | - | 119.49 |
| Madhya Pradesh | 44.29 | 129.44 | 68.71 | 45.30 | 128.67 | 69.35 |
| Maharashtra (incl. Mumbai)* | 65.79 | 141.26 | 102.89 | 64.13 | 138.30 | 100.81 |
| North East | 64.45 | 110.00 | 80.55 | 66.58 | 106.46 | 80.92 |
| Orissa | 62.18 | 139.61 | 76.97 | 64.76 | 143.79 | 80.00 |
| Punjab | 68.76 | 171.34 | 114.36 | 67.31 | 166.58 | 111.79 |
| Rajasthan | 59.88 | 143.11 | 82.16 | 58.73 | 137.16 | 79.83 |
| Tamil Nadu | 68.30 | 132.37 | 103.23 | 67.93 | 130.42 | 102.27 |
| Uttar Pradesh (incl. UPE & UPW) | 50.58 | 117.00 | 67.03 | 50.35 | 115.58 | 66.60 |
| West Bengal (incl. Kolkata)* | 58.65 | 122.50 | 82.51 | 58.19 | 117.77 | 80.71 |
| All India | 59.19 | 133.72 | 85.69 | 59.06 | 131.45 | 85.04 |

* Population data/projections are available state-wise only.

Notes:-

1. Tele-density figures are derived from the subscriber data provided by the operators and the projection of population.
2. With effect from 1st January, 2020, the projection of population is based on the 'Report of the Technical Group on Population Projections for India and States 2011 – 2036'.
3. The bifurcation of rural and urban subscriber data provided by the operators is based on different sources. E.g. one operator is deriving information from <https://censusindia.gov.in/census.website/> while others are procuring the data from concerned authorities/third party.
4. Delhi Service area, apart from the State of Delhi, includes wireless subscribers of the areas served by the local exchanges of Ghaziabad & Noida (in UP) and Gurgaon & Faridabad (in Haryana).
5. Data/information for Andhra Pradesh includes Telengana, Madhya Pradesh includes Chhatishgarh, Bihar includes Jharkhand, Maharashtra includes Goa, Uttar Pradesh includes Uttarakhand, West Bengal includes Sikkim and North-East includes Arunachal Pradesh, Manipur, Meghalaya, Mizoram, Nagaland & Tripura states.

7. Himachal Pradesh service area has the highest Rural Tele-density of 86.96% followed by Andhra Pradesh service area with 78.21% at the end of Mar-25. On the other hand, Bihar service area has the lowest Rural Tele-density of 44.14% in the same period.

Table 1.6 : State/UT wise subscriber base (wireline+wireless)

| Sl. No. | States/UT | Total Telephone Subscription (million) | | |
|--------------------------|--|--|---------------|---------------|
| | | Total | Rural | Urban |
| 1 | Andhra Pradesh | 45.15 | 24.74 | 20.41 |
| 2 | Arunachal Pradesh | 1.27 | 0.85 | 0.43 |
| 3 | Assam | 26.87 | 17.36 | 9.52 |
| 4 | Bihar | 72.73 | 50.96 | 21.76 |
| 5 | Chhattisgarh | 21.65 | 10.55 | 11.10 |
| 6 | Goa | 2.50 | 0.66 | 1.84 |
| 7 | Gujarat | 66.75 | 24.69 | 42.05 |
| 8 | Haryana | 36.59 | 12.58 | 24.01 |
| 9 | Himachal Pradesh | 9.08 | 5.88 | 3.20 |
| 10 | Jharkhand | 25.19 | 14.08 | 11.11 |
| 11 | Karnataka | 72.42 | 26.31 | 46.11 |
| 12 | Kerala | 43.11 | 18.78 | 24.34 |
| 13 | Madhya Pradesh | 61.31 | 28.00 | 33.31 |
| 14 | Maharashtra Incl. Mumbai | 128.56 | 41.49 | 87.07 |
| 15 | Manipur | 2.52 | 1.05 | 1.47 |
| 16 | Meghalaya | 2.70 | 1.72 | 0.98 |
| 17 | Mizoram | 1.42 | 0.54 | 0.88 |
| 18 | Nagaland | 1.74 | 0.92 | 0.83 |
| 19 | Odisha | 35.65 | 23.29 | 12.36 |
| 20 | Punjab | 34.18 | 11.99 | 22.18 |
| 21 | Rajasthan | 66.14 | 35.56 | 30.58 |
| 22 | Sikkim | 0.79 | 0.49 | 0.30 |
| 23 | Tamil Nadu | 79.63 | 23.80 | 55.82 |
| 24 | Telangana | 41.82 | 16.55 | 25.27 |
| 25 | Tripura | 3.33 | 1.77 | 1.56 |
| 26 | Uttar Pradesh (UPE + UPW) | 167.85 | 90.20 | 77.65 |
| 27 | Uttarakhand | 12.52 | 6.34 | 6.18 |
| 28 | West Bengal Incl. Kolkata | 80.34 | 35.86 | 44.48 |
| Union Territories | | | | |
| 1 | Andaman & Nicobar Islands | 0.53 | 0.27 | 0.27 |
| 2 | Chandigarh | 1.95 | 0.03 | 1.92 |
| 3 | Dadra and Nagar Haveli and Daman and Diu | 0.94 | 0.33 | 0.61 |
| 4 | Delhi | 39.55 | 0.43 | 39.12 |
| 5 | Jammu & Kashmir | 12.18 | 5.88 | 6.30 |
| 6 | Ladakh | 0.54 | 0.31 | 0.22 |
| 7 | Lakshdweep | 0.07 | 0.02 | 0.05 |
| 8 | Puduchery | 1.23 | 0.39 | 0.84 |
| Total | | 1200.80 | 534.69 | 666.11 |

Table 1.7 : State/UT wise total Tele-density

| Sl.No. | State/UT | Total Tele-density (%) | | |
|--------------------------|--|------------------------|--------------|---------------|
| | | Total | Rural | Urban |
| 1 | Andhra Pradesh | 84.33 | 74.21 | 101.02 |
| 2 | Arunachal Pradesh | 80.06 | 72.18 | 102.36 |
| 3 | Assam | 73.81 | 56.62 | 165.32 |
| 4 | Bihar | 55.70 | 44.57 | 133.94 |
| 5 | Chhattisgarh | 70.07 | 47.30 | 129.25 |
| 6 | Goa | 157.04 | 187.20 | 148.52 |
| 7 | Gujarat | 91.06 | 67.05 | 115.31 |
| 8 | Haryana | 118.16 | 71.67 | 179.01 |
| 9 | Himachal Pradesh | 120.37 | 86.96 | 409.45 |
| 10 | Jharkhand | 62.18 | 47.32 | 103.35 |
| 11 | Karnataka | 105.62 | 70.29 | 148.09 |
| 12 | Kerala | 119.51 | - | - |
| 13 | Madhya Pradesh | 69.10 | 44.59 | 128.47 |
| 14 | Maharashtra Incl. Mumbai | 100.11 | 63.47 | 138.10 |
| 15 | Manipur | 76.60 | 47.65 | 135.41 |
| 16 | Meghalaya | 79.14 | 63.50 | 138.90 |
| 17 | Mizoram | 112.52 | 96.14 | 125.64 |
| 18 | Nagaland | 76.50 | 78.57 | 74.33 |
| 19 | Odisha | 80.00 | 64.76 | 143.79 |
| 20 | Punjab | 109.75 | 67.08 | 167.29 |
| 21 | Rajasthan | 79.83 | 58.73 | 137.16 |
| 22 | Sikkim | 112.48 | 149.25 | 80.28 |
| 23 | Tamil Nadu (incl. Chennai) | 102.96 | 67.81 | 132.17 |
| 24 | Telangana | 108.71 | 85.05 | 132.92 |
| 25 | Tripura | 78.78 | 71.77 | 88.66 |
| 26 | Uttar Pradesh (UPE +UPW) | 69.74 | 49.53 | 132.63 |
| 27 | Uttarakhand | 105.38 | 84.56 | 141.04 |
| 28 | West Bengal Incl. Kolkata | 80.28 | 57.48 | 118.01 |
| Union Territories | | | | |
| 1 | Andaman & Nicobar Islands | 132.04 | 120.72 | 145.76 |
| 2 | Chandigarh | 155.13 | - | - |
| 3 | Dadra and Nagar Haveli and Daman and Diu | 64.79 | 136.80 | 50.50 |
| 4 | Delhi | 178.32 | - | - |
| 5 | Jammu & Kashmir | 88.23 | 61.83 | 146.79 |
| 6 | Ladakh | 176.28 | 151.73 | 227.74 |
| 7 | Lakshdweep | 107.95 | - | - |
| 8 | Puduchery | 71.36 | 76.27 | 69.31 |
| Total | | 85.04 | 59.06 | 131.45 |

Table 1.8: Service Provider-wise growth in Subscriber base

| Service Provider | Subscriber base (in million) | | | Rate of Growth | Market Share as on Mar-24 | Market Share as on Mar-25 |
|------------------|------------------------------|-----------------|-----------------------------|----------------|---------------------------|---------------------------|
| | Mar-24 | Mar-25 | Yearly Net Addition/decline | | | |
| Reliance Jio | 481.77 | 488.19 | 6.43 | 1.33% | 40.17% | 40.66% |
| Bharti Airtel | 394.54 | 401.14 | 6.60 | 1.67% | 32.90% | 33.41% |
| Vodafone Idea | 220.60 | 206.19 | -14.41 | -6.53% | 18.39% | 17.17% |
| BSNL | 94.75 | 98.74 | 4.00 | 4.22% | 7.90% | 8.22% |
| MTNL | 4.10 | 3.01 | -1.10 | -26.70% | 0.34% | 0.25% |
| Tata Tele. | 2.29 | 2.38 | 0.10 | 4.22% | 0.19% | 0.20% |
| Quadrant | 0.41 | 0.35 | -0.07 | -15.89% | 0.03% | 0.03% |
| Reliance Com. | 0.13 | 0.11 | -0.02 | -14.94% | 0.01% | 0.01% |
| STPL | 0.05 | 0.05 | 0.00 | 1.32% | 0.00% | 0.00% |
| APSFL | 0.64 | 0.63 | -0.01 | -2.19% | 0.05% | 0.05% |
| Total | 1,199.28 | 1,200.80 | 1.51 | 0.13% | 100% | 100% |

8. M/s Bharti Airtel Ltd has added maximum number of telephone subscribers 6.60 million (net addition) during the at the end of Mar-25. Except M/s Reliance Jio, Bharti Airtel, BSNL, Tata Tele and STPL all other service providers have registered decline in their subscriber base during the year 2024-25.

Table 1.9 : Service provider-wise Market Share of rural subscribers in their total subscribers – as on 31st March, 2024

| Service Provider | No. of Total Subscribers (in million) | No. of Rural Subscribers (in million) | Share of Rural subscribers | Market share of Rural subscribers |
|------------------|---------------------------------------|---------------------------------------|----------------------------|-----------------------------------|
| Reliance Jio | 488.19 | 212.17 | 43.46% | 39.68% |
| Bharti Airtel | 401.14 | 192.42 | 47.97% | 35.99% |
| Vodafone Idea | 206.19 | 97.57 | 47.32% | 18.25% |
| BSNL | 98.74 | 31.98 | 32.39% | 5.98% |
| MTNL | 3.01 | 0.02 | 0.64% | 0.00% |
| Tata Tele. | 2.38 | 0.01 | 0.23% | 0.00% |

| Service Provider | No. of Total Subscribers (in million) | No. of Rural Subscribers (in million) | Share of Rural subscribers | Market share of Rural subscribers |
|-------------------------|--|--|-----------------------------------|--|
| Quadrant | 0.35 | 0.06 | 18.49% | 0.01% |
| Reliance Com. | 0.11 | 0.00 | 0.28% | 0.00% |
| STPL | 0.05 | 0.00 | 0.00% | 0.00% |
| APSFL | 0.63 | 0.47 | 74.00% | 0.09% |
| Total | 1,200.80 | 534.69 | 44.53% | 100% |

9. Among the major telecom service provider, M/s Bharti Airtel has 47.97% proportion of rural telephone subscribers followed by M/s Vodafone 47.32% and M/s Reliance Jio. 43.46% to its total telephone subscribers at the end of Mar-25.

Section B : Wireless Service

Table 1.10: List of Wireless Access Service Providers currently providing service

[As on 31st March, 2025]

| Sl.No. | Service Provider | Area of Operation |
|--------|--------------------------|-----------------------------------|
| 1 | Reliance Jio Infocom Ltd | All India |
| 2 | Bharti Airtel Ltd | All India |
| 3 | Vodafone Idea Ltd | All India |
| 4 | BSNL | All India (except Delhi & Mumbai) |
| 5 | MTNL | Delhi & Mumbai |
| 6 | Reliance Communications | All India (except Assam & NE) |

Source : DoT website

UL Access Services Licensees Virtual Network Operators (VNOs) who are providing services as on 31st March, 2025

| | | |
|---|-------------------------------------|------------|
| 1 | AdPay Mobile Payment India Pvt. Ltd | Tamil Nadu |
| 2 | Surftelcom Private Limited | Tamil Nadu |

Source : As reported by telecom service providers

Wireless (Mobile+5G FWA) Service

10. Total Wireless subscribers decreased from 1,165.49 million (Mobile) at the end of Mar-24 to 1,163.76 million (Mobile+5G FWA) at the end of Mar-25, thereby showing a yearly decline rate of 0.15%. At the end of Mar-25, 5G FWA subscribers (earlier being reported under Wireline services) have now been included under Wireless service.

11. The number of Rural Wireless subscribers increased from 531.02 million at the end of Mar-24 to 531.18 million at the end of Mar-25 with yearly rate of growth 0.03%
12. The number of Urban wireless subscribers decreased from 634.47 million at the end of Mar-24 to 632.57 million at the end of Mar-25 with yearly rate of decline 0.30%.
13. The following chart and table depict the trend of total, rural and urban wireless subscribers during last four years.

Chart 1.5: Trend of Wireless Subscriber Base

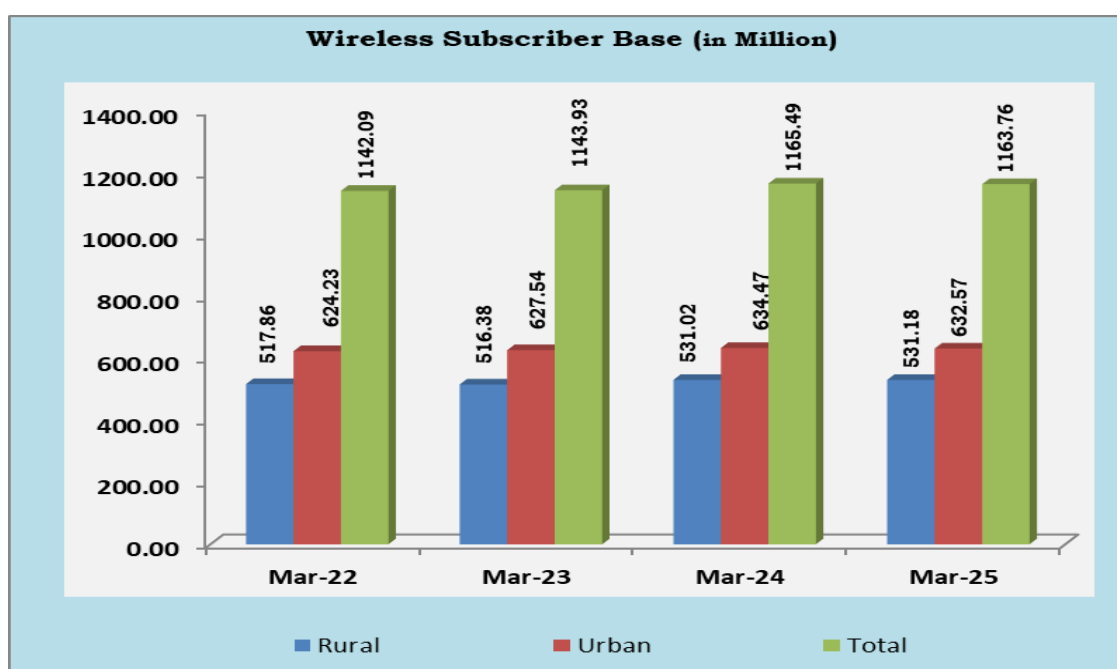


Table 1.11: Wireless Subscriber Base & Tele-density - Rural & Urban

| Year ending | Subscriber Base (million) | | | Tele-density (%) | | |
|-------------|---------------------------|--------|---------|------------------|--------|---------|
| | Rural | Urban | Total | Rural | Urban | Overall |
| Mar-22 | 517.86 | 624.23 | 1142.09 | 57.85 | 130.17 | 83.07 |
| Mar-23 | 516.38 | 627.54 | 1143.93 | 57.46 | 128.45 | 82.46 |
| Mar-24 | 531.02 | 634.47 | 1165.49 | 58.87 | 127.51 | 83.27 |
| Mar-25 | 531.18 | 632.57 | 1163.76 | 58.67 | 124.83 | 82.42 |

14. Overall Wireless Teledensity decreased from 83.27% at the end of Mar-24 to 82.42% at the end of Mar-25. Rural wireless Teledensity decreased from 58.87% to 58.67% and Urban wireless Teledensity also decreased from 127.51% to 124.83% at the end of Mar-25.
15. The share of rural wireless subscription increased from 45.56% at the end of Mar-24 to 45.64% at the end of Mar-25, however the share of urban wireless subscription decreased from 54.44% to 54.36% during the same period.
16. The following chart depicts the composition of rural-urban market share in total wireless telephone subscribers during last four years.

Chart 1.6: Composition of Wireless Market Share – Rural & Urban Subscribers

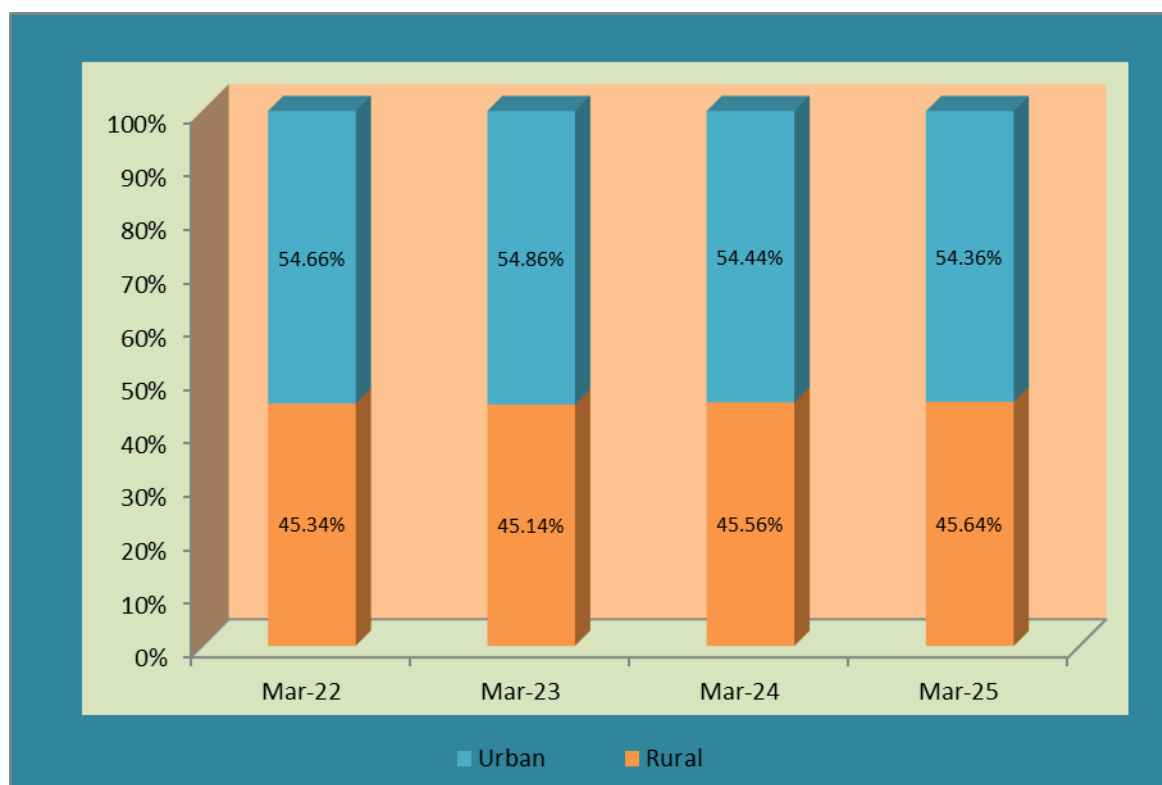


Table 1.12: Growth in Wireless Subscriber base

| Service Provider | Subscriber Base (millions) | | | Rate of Growth | Market Share Mar-24 | Market Share Mar-25 |
|------------------|----------------------------|-----------------|---------------|----------------|---------------------|---------------------|
| | Mar-24 | Mar-25 | Net Additions | | | |
| Reliance Jio | 469.73 | 475.34 | 5.60 | 1.19% | 40.30% | 40.84% |
| Bharti | 385.76 | 391.00 | 5.24 | 1.36% | 33.10% | 33.60% |
| Vodafone IDEA | 219.82 | 205.36 | -14.46 | -6.58% | 18.86% | 17.65% |
| BSNL | 88.25 | 91.06 | 2.81 | 3.19% | 7.57% | 7.82% |
| MTNL | 1.93 | 1.00 | -0.93 | -48.17% | 0.17% | 0.09% |
| Total | 1,165.49 | 1,163.76 | -1.74 | -0.15% | 100% | 100% |

17. M/s Reliance Jio continued to the market leader with 40.84% market share of total wireless telephone subscriber base of at the end of Mar-25 followed by M/s Bharti Airtel Limited with 33.60% market share.
18. In term of net addition, M/s Reliance Jio added maximum number of telephone subscribers of 5.60 million during the year 2024-25 and its yearly growth rate recorded as 1.19% during the year 2024-25.

Table 1.13: Service Area wise Wireless Subscriber base

| Service Area | Subscriber base (in million) | | | |
|------------------|------------------------------|-----------------|---------------|----------------|
| | Mar-24 | Mar-25 | Net Additions | Rate of change |
| Andhra Pradesh | 83.83 | 82.93 | -0.90 | -1.07% |
| Assam | 26.37 | 26.49 | 0.12 | 0.47% |
| Bihar | 95.48 | 96.75 | 1.27 | 1.33% |
| Delhi | 56.70 | 56.45 | -0.25 | -0.44% |
| Gujarat | 65.97 | 65.80 | -0.17 | -0.26% |
| Haryana | 26.62 | 26.33 | -0.30 | -1.11% |
| Himachal Pradesh | 8.80 | 8.90 | 0.10 | 1.16% |
| Jammu & Kashmir | 12.08 | 12.30 | 0.23 | 1.87% |
| Karnataka | 66.91 | 68.74 | 1.84 | 2.74% |
| Kerala | 42.26 | 41.44 | -0.81 | -1.92% |
| Madhya Pradesh | 79.50 | 80.99 | 1.49 | 1.87% |
| Maharashtra | 93.25 | 91.33 | -1.91 | -2.05% |
| Mumbai | 34.36 | 34.36 | 0.01 | 0.02% |
| North East | 12.55 | 12.72 | 0.17 | 1.33% |
| Odisha | 33.71 | 35.10 | 1.40 | 4.14% |
| Punjab | 35.14 | 34.45 | -0.69 | -1.95% |
| Rajasthan | 66.33 | 65.00 | -1.34 | -2.02% |
| Tamil Nadu | 78.44 | 77.73 | -0.70 | -0.89% |
| U.P.(E) | 102.12 | 102.88 | 0.76 | 0.75% |
| U.P.(W) | 63.54 | 63.04 | -0.50 | -0.78% |
| Kolkata | 23.67 | 22.66 | -1.00 | -4.24% |
| West Bengal | 57.90 | 57.35 | -0.55 | -0.95% |
| All India | 1,165.49 | 1,163.76 | -1.74 | -0.15% |

19. Detailed table on service provider wise subscriber base (Mobile+5G FWA) in each service area is available at **Annexure-1.1**.

Table 1.14: Service Area wise Wireless Rural-Urban Subscriber base

| Service Area | Subscriber base (in million) – Mar-25 | | | |
|------------------|---------------------------------------|---------------|---------------|----------------------------|
| | Total | Rural | Urban | Share of Rural Subscribers |
| Andhra Pradesh | 82.93 | 40.50 | 42.43 | 48.84% |
| Assam | 26.49 | 17.33 | 9.16 | 65.43% |
| Bihar | 96.75 | 64.96 | 31.79 | 67.14% |
| Delhi | 56.45 | 2.04 | 54.41 | 3.61% |
| Gujarat | 65.80 | 24.82 | 40.98 | 37.72% |
| Haryana | 26.33 | 11.87 | 14.45 | 45.10% |
| Himachal Pradesh | 8.90 | 5.81 | 3.10 | 65.21% |
| Jammu & Kashmir | 12.30 | 6.17 | 6.13 | 50.16% |
| Karnataka | 68.74 | 26.09 | 42.66 | 37.95% |
| Kerala | 41.44 | 18.17 | 23.27 | 43.85% |
| Madhya Pradesh | 80.99 | 38.46 | 42.53 | 47.49% |
| Maharashtra | 91.33 | 40.55 | 50.78 | 44.40% |
| Mumbai | 34.36 | 1.45 | 32.91 | 4.22% |
| North East | 12.72 | 6.79 | 5.93 | 53.37% |
| Odisha | 35.10 | 23.23 | 11.87 | 66.18% |
| Punjab | 34.45 | 11.69 | 22.77 | 33.92% |
| Rajasthan | 65.00 | 35.49 | 29.50 | 54.61% |
| Tamil Nadu | 77.73 | 23.96 | 53.77 | 30.83% |
| U.P.(E) | 102.88 | 64.30 | 38.58 | 62.50% |
| U.P.(W) | 63.04 | 31.01 | 32.03 | 49.18% |
| Kolkata | 22.66 | 1.58 | 21.08 | 6.97% |
| West Bengal | 57.35 | 34.91 | 22.44 | 60.87% |
| All India | 1,163.76 | 531.18 | 632.57 | 45.64% |

Table 1.15 : Service Area wise Wireless Tele-density

| Service Area | As on 31 st March, 2024 | | | As on 31 st March, 2025 | | |
|--------------------------------|------------------------------------|------------------------|------------------------|------------------------------------|------------------------|------------------------|
| | Rural Tele-density (%) | Urban Tele-density (%) | Total Tele-density (%) | Rural Tele-density (%) | Urban Tele-density (%) | Total Tele-density (%) |
| A.P. | 77.55 | 110.72 | 91.47 | 76.73 | 108.17 | 90.13 |
| Assam | 56.06 | 164.57 | 73.09 | 56.54 | 159.05 | 72.76 |
| Bihar | 45.11 | 118.24 | 56.58 | 45.08 | 117.77 | 56.55 |
| Delhi | - | - | 260.27 | - | - | 254.52 |
| Gujarat | 69.08 | 109.79 | 89.38 | 66.96 | 108.74 | 88.02 |
| Haryana | 69.10 | 110.97 | 86.99 | 67.64 | 107.76 | 85.01 |
| H.P. | 85.03 | 396.22 | 117.21 | 85.83 | 396.37 | 117.99 |
| J&K | 61.79 | 140.93 | 86.20 | 63.49 | 139.72 | 87.20 |
| Karnataka | 67.67 | 135.58 | 98.18 | 69.68 | 136.99 | 100.25 |
| Kerala | - | - | 117.38 | 246.79 | 80.85 | 114.66 |
| M.P. | 44.20 | 124.48 | 67.23 | 45.19 | 123.23 | 67.70 |
| Maharashtra (incl. Mumbai)* | 65.56 | 133.36 | 98.90 | 63.92 | 130.18 | 96.68 |
| North East | 64.28 | 105.62 | 78.90 | 66.04 | 102.72 | 79.23 |
| Odisha | 62.07 | 134.32 | 75.86 | 64.59 | 138.15 | 78.78 |
| Punjab | 67.36 | 161.41 | 109.17 | 65.36 | 156.83 | 106.35 |
| Rajasthan | 59.77 | 138.79 | 80.92 | 58.62 | 132.35 | 78.46 |
| Tamil Nadu | 67.58 | 126.22 | 99.55 | 67.29 | 123.76 | 98.32 |
| Uttar Pradesh (incl. UPE&UPW)* | 50.53 | 114.03 | 66.25 | 50.26 | 112.22 | 65.70 |
| West Bengal (incl. Kolkata)* | 58.48 | 118.73 | 81.00 | 57.98 | 113.78 | 79.07 |
| All India | 58.87 | 127.51 | 83.27 | 58.67 | 124.83 | 82.42 |

* Population data/projections are available state-wise only.

Notes:

1. Tele-density figures are derived from the subscriber data provided by the operators and the projection of population.
2. With effect from 1st January, 2020, the projection of population is based on the 'Report of the Technical Group on Population Projections for India and States 2011 – 2036'.
3. The bifurcation of rural and urban subscriber data provided by the operators is based on different sources. E.g. one operator is deriving information from <https://censusindia.gov.in/census.website/> while others are procuring the data from concerned authorities/third party.
4. Delhi service area, apart from the State of Delhi, includes the areas served by the local exchanges of Ghaziabad & Noida (in UP) and Gurgaon & Faridabad (in Haryana).
5. Data/information for Andhra Pradesh includes Telengana, Madhya Pradesh includes Chhatisgarh, Bihar includes Jharkhand, Maharashtra includes Goa, Uttar Pradesh includes Uttarakhand, West Bengal includes Sikkim and North-East includes Arunachal Pradesh, Manipur, Meghalaya, Mizoram, Nagaland & Tripura states.

**Table 1.16 : State/UT wise Wireless Subscriber Base
as on 31.03.2025**

| Sl. No. | States/UT | Wireless Subscribers (in million) | | |
|--------------------------|--|-----------------------------------|---------------|---------------|
| | | Total | Rural | Urban |
| 1 | Andhra Pradesh | 42.64 | 24.05 | 18.58 |
| 2 | Arunachal Pradesh | 1.26 | 0.84 | 0.42 |
| 3 | Assam | 26.50 | 17.33 | 9.17 |
| 4 | Bihar | 71.95 | 50.90 | 21.04 |
| 5 | Chhattisgarh | 21.34 | 10.53 | 10.81 |
| 6 | Goa | 2.42 | 0.64 | 1.78 |
| 7 | Gujarat | 64.86 | 24.49 | 40.37 |
| 8 | Haryana | 35.70 | 12.41 | 23.29 |
| 9 | Himachal Pradesh | 8.90 | 5.81 | 3.10 |
| 10 | Jharkhand | 24.80 | 14.06 | 10.75 |
| 11 | Karnataka | 68.74 | 26.09 | 42.66 |
| 12 | Kerala | 41.38 | 18.16 | 23.22 |
| 13 | Madhya Pradesh | 59.65 | 27.93 | 31.72 |
| 14 | Maharashtra | 123.27 | 41.36 | 81.91 |
| 15 | Manipur | 2.45 | 1.03 | 1.42 |
| 16 | Meghalaya | 2.63 | 1.71 | 0.93 |
| 17 | Mizoram | 1.38 | 0.54 | 0.84 |
| 18 | Nagaland | 1.71 | 0.91 | 0.80 |
| 19 | Odisha | 35.10 | 23.23 | 11.87 |
| 20 | Punjab | 32.54 | 11.65 | 20.89 |
| 21 | Rajasthan | 65.00 | 35.49 | 29.50 |
| 22 | Sikkim | 0.78 | 0.49 | 0.30 |
| 23 | Tamil Nadu | 76.56 | 23.59 | 52.97 |
| 24 | Telangana | 40.29 | 16.45 | 23.84 |
| 25 | Tripura | 3.28 | 1.77 | 1.52 |
| 26 | Uttar Pradesh | 165.62 | 90.08 | 75.54 |
| 27 | Uttarakhand | 12.16 | 6.30 | 5.86 |
| 28 | West Bengal | 78.73 | 35.75 | 42.98 |
| Union Territories | | | | |
| 1 | Andaman & Nicobar Islands | 0.50 | 0.25 | 0.25 |
| 2 | Chandigarh | 1.82 | 0.03 | 1.80 |
| 3 | Dadra and Nagar Haveli and Daman and Diu | 0.93 | 0.33 | 0.61 |
| 4 | Delhi | 35.29 | 0.43 | 34.86 |
| 5 | Jammu & Kashmir | 11.77 | 5.86 | 5.91 |
| 6 | Ladakh | 0.53 | 0.31 | 0.22 |
| 7 | Lakshdweep | 0.07 | 0.02 | 0.05 |
| 8 | Puduchery | 1.17 | 0.37 | 0.80 |
| Total | | 1163.76 | 531.18 | 632.57 |

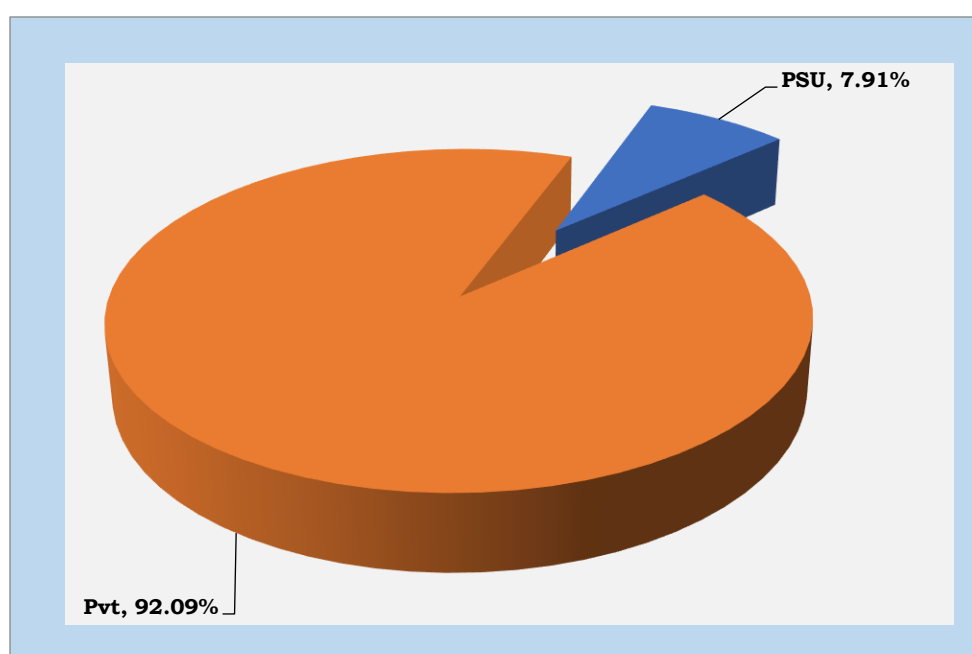
**Table 1.17 : State/UT wise Wireless Tele-density, as on
31.03.2025**

| Sl.No. | State/UT | Wireless Tele-density (%) | | |
|-------------------------------|--|---------------------------|--------------|---------------|
| | | Total | Rural | Urban |
| 1 | Andhra Pradesh | 79.64 | 72.16 | 91.97 |
| 2 | Arunachal Pradesh | 79.14 | 71.47 | 100.84 |
| 3 | Assam | 72.78 | 56.54 | 159.21 |
| 4 | Bihar | 55.10 | 44.52 | 129.51 |
| 5 | Chhattisgarh | 69.07 | 47.20 | 125.90 |
| 6 | Goa | 152.26 | 182.43 | 143.73 |
| 7 | Gujarat | 88.49 | 66.51 | 110.70 |
| 8 | Haryana | 115.30 | 70.69 | 173.68 |
| 9 | Himachal Pradesh | 117.99 | 85.83 | 396.37 |
| 10 | Jharkhand | 61.24 | 47.23 | 100.02 |
| 11 | Karnataka | 100.25 | 69.68 | 136.99 |
| 12 | Kerala | 114.70 | - | - |
| 13 | Madhya Pradesh | 67.23 | 44.48 | 122.34 |
| 14 | Maharashtra | 96.00 | 63.28 | 129.92 |
| 15 | Manipur | 74.56 | 46.72 | 131.12 |
| 16 | Meghalaya | 77.18 | 63.15 | 130.82 |
| 17 | Mizoram | 109.34 | 96.05 | 119.99 |
| 18 | Nagaland | 74.98 | 77.81 | 72.01 |
| 19 | Odisha | 78.78 | 64.59 | 138.15 |
| 20 | Punjab | 104.51 | 65.18 | 157.54 |
| 21 | Rajasthan | 78.46 | 58.62 | 132.35 |
| 22 | Sikkim | 111.61 | 148.94 | 78.91 |
| 23 | Tamil Nadu | 99.00 | 67.20 | 125.43 |
| 24 | Telangana | 104.74 | 84.54 | 125.40 |
| 25 | Tripura | 77.64 | 71.48 | 86.32 |
| 26 | Uttar Pradesh | 68.82 | 49.46 | 129.04 |
| 27 | Uttarakhand | 102.34 | 84.00 | 133.73 |
| 28 | West Bengal | 78.67 | 57.31 | 114.02 |
| Union Territories | | | | |
| 1 | Andaman & Nicobar Islands | 122.51 | 111.64 | 135.66 |
| 2 | Chandigarh | 145.17 | - | - |
| 3 | Dadra and Nagar Haveli and Daman and Diu | 64.19 | 136.14 | 49.91 |
| 4 | Delhi | 159.12 | - | - |
| 5 | Jammu & Kashmir | 85.26 | 61.59 | 137.77 |
| 6 | Ladakh | 175.04 | 151.25 | 224.89 |
| 7 | Lakshdweep | 96.69 | - | - |
| 8 | Puduchery | 67.95 | 73.43 | 65.66 |
| All India Tele-density | | 82.42 | 58.67 | 124.83 |

Table 1.18: Rural Wireless Subscriber base and Market Share

| Service Provider | Total number of wireless Subscribers (in millions) | Rural Subscribers (in millions) | Share of Rural subscribers in total | Market Share of Rural Subscribers |
|-------------------------|---|--|--|--|
| Reliance Jio | 475.34 | 211.38 | 44.47% | 39.79% |
| Bharti Airtel | 391.00 | 192.42 | 49.21% | 36.22% |
| Vodafone Idea Ltd | 205.36 | 97.57 | 47.51% | 18.37% |
| BSNL | 91.06 | 29.80 | 32.73% | 5.61% |
| MTNL | 1.00 | 0.02 | 1.65% | 0.003% |
| Total | 1,163.76 | 531.18 | 45.64% | 100% |

20. Private telecom service providers hold 92.09% market share of total wireless telephone subscriptions and PSUs (BSNL & MTNL) hold only 7.91% market share of wireless telephone subscription as on 31st March, 2025.

Chart 1.7: Composition of Public (PSUs) and Private sectors in Wireless Subscription as on 31.03.2025

(i) Wireless (Mobile) Service

21. Total Wireless subscribers decreased from 1,165.49 million at the end of Mar-24 to 1,156.99 million at the end of Mar-25, thereby showing a yearly decline rate of 0.73%.
22. The number of Rural Wireless subscribers decreased from 531.02 million at the end of Mar-24 to 528.68 million at the end of Mar-25 with yearly rate of decline 0.44%
23. The number of Urban wireless subscribers decreased from 634.47 million at the end of Mar-24 to 628.31 million at the end of Mar-25 with yearly rate of decline 0.97%.
24. The following chart and table depict the trend of total, rural and urban wireless subscribers during last four years.

Chart 1.8: Trend of Wireless (Mobile) Subscriber Base

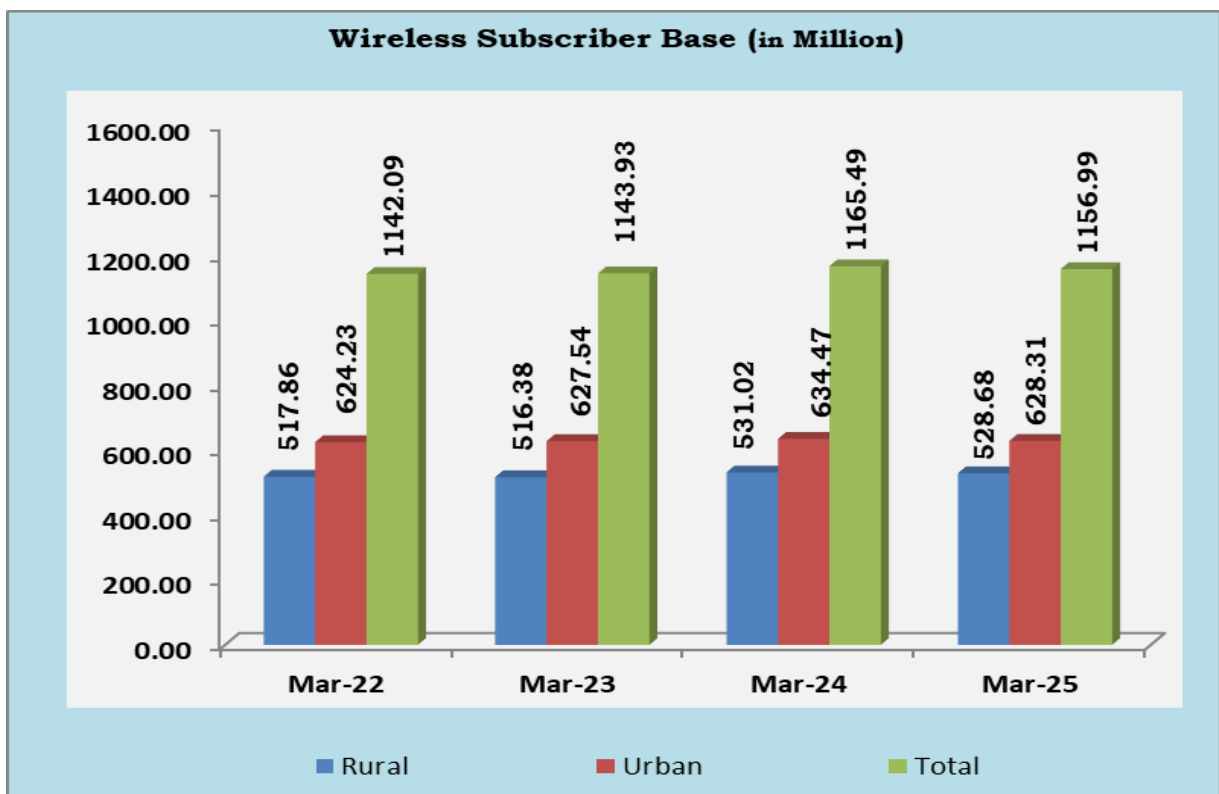


Table 1.19: Wireless Subscriber (Mobile) Base & Tele-density - Rural & Urban

| Year ending | Subscriber Base (million) | | | Tele-density (%) | | |
|--------------------|----------------------------------|--------------|--------------|-------------------------|--------------|----------------|
| | Rural | Urban | Total | Rural | Urban | Overall |
| Mar-22 | 517.86 | 624.23 | 1142.09 | 57.85 | 130.17 | 83.07 |
| Mar-23 | 516.38 | 627.54 | 1143.93 | 57.46 | 128.45 | 82.46 |
| Mar-24 | 531.02 | 634.47 | 1165.49 | 58.87 | 127.51 | 83.27 |
| Mar-25 | 528.68 | 628.31 | 1156.99 | 58.40 | 123.99 | 81.94 |

25. Overall Wireless Teledensity decreased from 83.27% at the end of Mar-24 to 81.94% at the end of Mar-25. Rural wireless Teledensity decreased from 58.87% to 58.40% and Urban wireless Teledensity also decreased from 127.51% to 123.99% at the end of Mar-25.
26. The share of rural wireless subscription increased from 45.56% at the end of Mar-24 to 45.69% at the end of Mar-25, however the share of urban wireless subscription decreased from 54.44% to 54.31% during the same period.
27. The following chart depicts the composition of rural-urban market share in total wireless telephone subscribers during last four years.

Chart 1.9: Composition of Wireless (Mobile) Market Share – Rural & Urban Subscribers

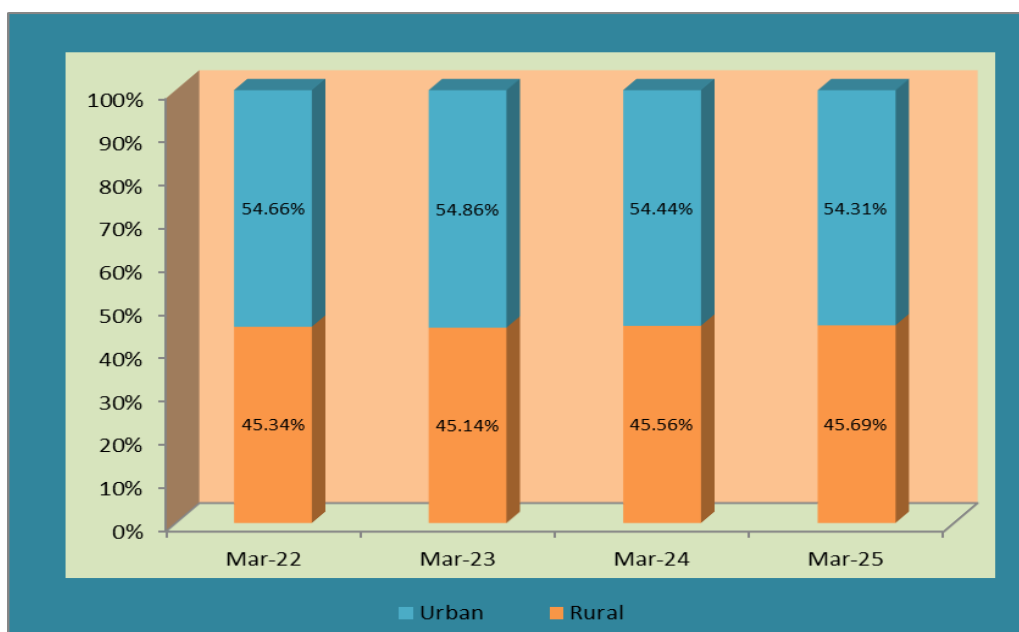


Table 1.20: Growth in Wireless (Mobile) Subscriber base

| Service Provider | Subscriber Base (millions) | | | Rate of Growth | Market Share Mar-24 | Market Share Mar-25 |
|------------------|----------------------------|-----------------|---------------|----------------|---------------------|---------------------|
| | Mar-24 | Mar-25 | Net Additions | | | |
| Reliance Jio | 469.73 | 469.76 | 0.03 | 0.01% | 40.30% | 40.60% |
| Bharti | 385.76 | 389.80 | 4.04 | 1.05% | 33.10% | 33.69% |
| Vodafone IDEA | 219.82 | 205.36 | -14.46 | -6.58% | 18.86% | 17.75% |
| BSNL | 88.25 | 91.06 | 2.81 | 3.19% | 7.57% | 7.87% |
| MTNL | 1.93 | 1.00 | -0.93 | -48.17% | 0.17% | 0.09% |
| Total | 1,165.49 | 1,156.99 | -8.50 | -0.73% | 100% | 100% |

28. M/s Reliance Jio continued to the market leader with 40.60% market share of total wireless telephone subscriber base of at the end of Mar-25 followed by M/s Bharti Airtel with 33.69% market share.

29. In term of net addition, Bharti Airtel Limited added maximum number of telephone subscribers of 4.04 million during the year 2024-25 and its yearly growth rate recorded as 1.05% during the year 2024-25.

Table 1.21: Service Area wise Wireless (Mobile) Subscriber base

| Service Area | Subscriber base (in million) | | | |
|------------------|------------------------------|-----------------|---------------|----------------|
| | Mar-24 | Mar-25 | Net Additions | Rate of change |
| Andhra Pradesh | 83.83 | 82.34 | -1.49 | -1.78% |
| Assam | 26.37 | 26.36 | -0.01 | -0.03% |
| Bihar | 95.48 | 96.33 | 0.85 | 0.89% |
| Delhi | 56.70 | 56.12 | -0.58 | -1.02% |
| Gujarat | 65.97 | 65.37 | -0.59 | -0.90% |
| Haryana | 26.62 | 26.13 | -0.50 | -1.86% |
| Himachal Pradesh | 8.80 | 8.85 | 0.05 | 0.61% |
| Jammu & Kashmir | 12.08 | 12.18 | 0.10 | 0.85% |
| Karnataka | 66.91 | 68.30 | 1.39 | 2.07% |
| Kerala | 42.26 | 41.32 | -0.94 | -2.23% |
| Madhya Pradesh | 79.50 | 80.60 | 1.10 | 1.38% |
| Maharashtra | 93.25 | 90.76 | -2.49 | -2.67% |
| Mumbai | 34.36 | 34.22 | -0.14 | -0.41% |
| North East | 12.55 | 12.65 | 0.10 | 0.81% |
| Odisha | 33.71 | 34.92 | 1.22 | 3.61% |
| Punjab | 35.14 | 34.04 | -1.10 | -3.12% |
| Rajasthan | 66.33 | 64.62 | -1.71 | -2.58% |
| Tamil Nadu | 78.44 | 77.28 | -1.16 | -1.48% |
| U.P.(E) | 102.12 | 102.39 | 0.27 | 0.27% |
| U.P.(W) | 63.54 | 62.64 | -0.90 | -1.41% |
| Kolkata | 23.67 | 22.45 | -1.22 | -5.14% |
| West Bengal | 57.90 | 57.12 | -0.78 | -1.35% |
| All India | 1,165.49 | 1,156.99 | -8.50 | -0.73% |

Table 1.22: Service Area wise Wireless (Mobile) Rural-Urban Subscriber base

| Service Area | Subscriber base (in million) – Mar-25 | | | |
|------------------|---------------------------------------|---------------|---------------|----------------------------|
| | Total | Rural | Urban | Share of Rural Subscribers |
| Andhra Pradesh | 82.34 | 40.28 | 42.06 | 48.92% |
| Assam | 26.36 | 17.26 | 9.10 | 65.48% |
| Bihar | 96.33 | 64.68 | 31.65 | 67.15% |
| Delhi | 56.12 | 2.04 | 54.08 | 3.63% |
| Gujarat | 65.37 | 24.68 | 40.69 | 37.76% |
| Haryana | 26.13 | 11.77 | 14.36 | 45.04% |
| Himachal Pradesh | 8.85 | 5.77 | 3.08 | 65.17% |
| Jammu & Kashmir | 12.18 | 6.11 | 6.07 | 50.14% |
| Karnataka | 68.30 | 25.98 | 42.32 | 38.04% |
| Kerala | 41.32 | 18.13 | 23.19 | 43.88% |
| Madhya Pradesh | 80.60 | 38.33 | 42.27 | 47.55% |
| Maharashtra | 90.76 | 40.42 | 50.34 | 44.53% |
| Mumbai | 34.22 | 1.45 | 32.77 | 4.24% |
| North East | 12.65 | 6.75 | 5.90 | 53.38% |
| Odisha | 34.92 | 23.13 | 11.79 | 66.24% |
| Punjab | 34.04 | 11.49 | 22.55 | 33.76% |
| Rajasthan | 64.62 | 35.34 | 29.28 | 54.69% |
| Tamil Nadu | 77.28 | 23.88 | 53.40 | 30.90% |
| U.P.(E) | 102.39 | 64.03 | 38.37 | 62.53% |
| U.P.(W) | 62.64 | 30.82 | 31.82 | 49.20% |
| Kolkata | 22.45 | 1.58 | 20.87 | 7.03% |
| West Bengal | 57.12 | 34.77 | 22.35 | 60.87% |
| All India | 1,156.99 | 528.68 | 628.31 | 45.69% |

Table 1.23 : Service Area wise Wireless (Mobile) Tele-density

| Service Area | As on 31 st March, 2024 | | | As on 31 st March, 2025 | | |
|--------------------------------|------------------------------------|------------------------|------------------------|------------------------------------|------------------------|------------------------|
| | Rural Tele-density (%) | Urban Tele-density (%) | Total Tele-density (%) | Rural Tele-density (%) | Urban Tele-density (%) | Total Tele-density (%) |
| A.P. | 77.55 | 110.72 | 91.47 | 76.30 | 107.23 | 89.49 |
| Assam | 56.06 | 164.57 | 73.09 | 56.31 | 158.04 | 72.39 |
| Bihar | 45.11 | 118.24 | 56.58 | 44.89 | 117.22 | 56.30 |
| Delhi | - | - | 260.27 | - | - | 253.03 |
| Gujarat | 69.08 | 109.79 | 89.38 | 66.59 | 107.98 | 87.45 |
| Haryana | 69.10 | 110.97 | 86.99 | 67.04 | 107.06 | 84.37 |
| H.P. | 85.03 | 396.22 | 117.21 | 85.31 | 394.66 | 117.35 |
| J&K | 61.79 | 140.93 | 86.20 | 62.82 | 138.40 | 86.33 |
| Karnataka | 67.67 | 135.58 | 98.18 | 69.40 | 135.89 | 99.59 |
| Kerala | - | - | 117.38 | - | - | 114.31 |
| M.P. | 44.20 | 124.48 | 67.23 | 45.03 | 122.50 | 67.38 |
| Maharashtra (incl. Mumbai)* | 65.56 | 133.36 | 98.90 | 63.71 | 129.28 | 96.13 |
| North East | 64.28 | 105.62 | 78.90 | 65.71 | 102.17 | 78.83 |
| Odisha | 62.07 | 134.32 | 75.86 | 64.32 | 137.22 | 78.38 |
| Punjab | 67.36 | 161.41 | 109.17 | 64.28 | 155.34 | 105.08 |
| Rajasthan | 59.77 | 138.79 | 80.92 | 58.36 | 131.36 | 78.01 |
| Tamil Nadu | 67.58 | 126.22 | 99.55 | 67.07 | 122.89 | 97.75 |
| Uttar Pradesh (incl. UPE&UPW)* | 50.53 | 114.03 | 66.25 | 50.02 | 111.54 | 65.35 |
| West Bengal (incl. Kolkata)* | 58.48 | 118.73 | 81.00 | 57.75 | 113.00 | 78.63 |
| All India | 58.87 | 127.51 | 83.27 | 58.40 | 123.99 | 81.94 |

* Population data/projections are available state-wise only.

Notes:

1. Tele-density figures are derived from the subscriber data provided by the operators and the projection of population.
2. With effect from 1st January, 2020, the projection of population is based on the 'Report of the Technical Group on Population Projections for India and States 2011 – 2036'.
3. The bifurcation of rural and urban subscriber data provided by the operators is based on different sources. E.g. one operator is deriving information from <https://censusindia.gov.in/census.website/> while others are procuring the data from concerned authorities/third party.
4. Delhi service area, apart from the State of Delhi, includes the areas served by the local exchanges of Ghaziabad & Noida (in UP) and Gurgaon & Faridabad (in Haryana).
5. Data/information for Andhra Pradesh includes Telengana, Madhya Pradesh includes Chhatisgarh, Bihar includes Jharkhand, Maharashtra includes Goa, Uttar Pradesh includes Uttarakhand, West Bengal includes Sikkim and North-East includes Arunachal Pradesh, Manipur, Meghalaya, Mizoram, Nagaland & Tripura states.

**Table 1.24 : State/UT wise Wireless (Mobile) Subscriber Base
as on 31.03.2025**

| Sl. No. | States/UT | Wireless Subscribers (in million) | | |
|--------------------------|--|-----------------------------------|---------------|---------------|
| | | Total | Rural | Urban |
| 1 | Andhra Pradesh | 42.32 | 23.94 | 18.38 |
| 2 | Arunachal Pradesh | 1.25 | 0.84 | 0.42 |
| 3 | Assam | 26.36 | 17.26 | 9.10 |
| 4 | Bihar | 71.64 | 50.69 | 20.95 |
| 5 | Chhattisgarh | 21.24 | 10.49 | 10.75 |
| 6 | Goa | 2.41 | 0.64 | 1.77 |
| 7 | Gujarat | 64.44 | 24.36 | 40.08 |
| 8 | Haryana | 35.45 | 12.30 | 23.15 |
| 9 | Himachal Pradesh | 8.85 | 5.77 | 3.08 |
| 10 | Jharkhand | 24.69 | 13.99 | 10.70 |
| 11 | Karnataka | 68.30 | 25.98 | 42.32 |
| 12 | Kerala | 41.25 | 18.11 | 23.14 |
| 13 | Madhya Pradesh | 59.36 | 27.84 | 31.52 |
| 14 | Maharashtra | 122.57 | 41.23 | 81.34 |
| 15 | Manipur | 2.43 | 1.02 | 1.42 |
| 16 | Meghalaya | 2.63 | 1.70 | 0.92 |
| 17 | Mizoram | 1.37 | 0.54 | 0.84 |
| 18 | Nagaland | 1.70 | 0.90 | 0.80 |
| 19 | Odisha | 34.92 | 23.13 | 11.79 |
| 20 | Punjab | 32.14 | 11.46 | 20.68 |
| 21 | Rajasthan | 64.62 | 35.34 | 29.28 |
| 22 | Sikkim | 0.78 | 0.49 | 0.29 |
| 23 | Tamil Nadu | 76.12 | 23.51 | 52.61 |
| 24 | Telangana | 40.02 | 16.34 | 23.68 |
| 25 | Tripura | 3.27 | 1.76 | 1.51 |
| 26 | Uttar Pradesh | 164.77 | 89.66 | 75.11 |
| 27 | Uttarakhand | 12.07 | 6.26 | 5.81 |
| 28 | West Bengal | 78.29 | 35.61 | 42.68 |
| Union Territories | | | | |
| 1 | Andaman & Nicobar Islands | 0.50 | 0.25 | 0.25 |
| 2 | Chandigarh | 1.81 | 0.03 | 1.79 |
| 3 | Dadra and Nagar Haveli and Daman and Diu | 0.93 | 0.33 | 0.60 |
| 4 | Delhi | 35.07 | 0.43 | 34.64 |
| 5 | Jammu & Kashmir | 11.65 | 5.80 | 5.85 |
| 6 | Ladakh | 0.53 | 0.31 | 0.22 |
| 7 | Lakshdweep | 0.07 | 0.02 | 0.05 |
| 8 | Puduchery | 1.16 | 0.37 | 0.79 |
| Total | | 1,156.99 | 528.68 | 628.31 |

**Table 1.25 : State/UT wise Wireless (Mobile) Tele-density, as on
31.03.2025**

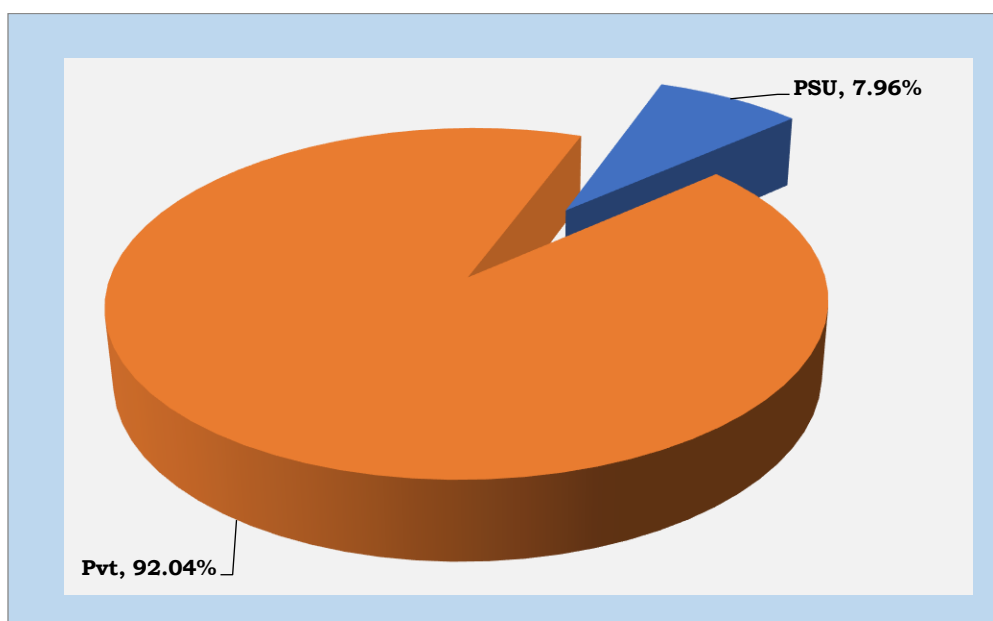
| Sl.No. | State/UT | Wireless Tele-density (%) | | |
|-------------------------------|--|---------------------------|--------------|---------------|
| | | Total | Rural | Urban |
| 1 | Andhra Pradesh | 79.04 | 71.81 | 90.96 |
| 2 | Arunachal Pradesh | 78.76 | 71.11 | 100.39 |
| 3 | Assam | 72.39 | 56.31 | 158.04 |
| 4 | Bihar | 54.86 | 44.34 | 128.92 |
| 5 | Chhattisgarh | 68.74 | 46.99 | 125.27 |
| 6 | Goa | 151.44 | 181.34 | 142.99 |
| 7 | Gujarat | 87.92 | 66.13 | 109.91 |
| 8 | Haryana | 114.48 | 70.09 | 172.58 |
| 9 | Himachal Pradesh | 117.35 | 85.31 | 394.66 |
| 10 | Jharkhand | 60.96 | 47.02 | 99.54 |
| 11 | Karnataka | 99.59 | 69.40 | 135.89 |
| 12 | Kerala | 114.34 | - | - |
| 13 | Madhya Pradesh | 66.90 | 44.33 | 121.58 |
| 14 | Maharashtra | 95.45 | 63.08 | 129.01 |
| 15 | Manipur | 74.08 | 46.22 | 130.68 |
| 16 | Meghalaya | 76.94 | 62.91 | 130.56 |
| 17 | Mizoram | 108.94 | 95.85 | 119.43 |
| 18 | Nagaland | 74.57 | 77.38 | 71.63 |
| 19 | Odisha | 78.38 | 64.32 | 137.22 |
| 20 | Punjab | 103.22 | 64.09 | 155.98 |
| 21 | Rajasthan | 78.01 | 58.36 | 131.36 |
| 22 | Sikkim | 111.14 | 148.22 | 78.67 |
| 23 | Tamil Nadu | 98.42 | 66.98 | 124.55 |
| 24 | Telangana | 104.03 | 84.00 | 124.52 |
| 25 | Tripura | 77.36 | 71.24 | 85.98 |
| 26 | Uttar Pradesh | 68.46 | 49.23 | 128.30 |
| 27 | Uttarakhand | 101.61 | 83.47 | 132.66 |
| 28 | West Bengal | 78.23 | 57.08 | 113.23 |
| Union Territories | | | | |
| 1 | Andaman & Nicobar Islands | 122.51 | 111.64 | 135.66 |
| 2 | Chandigarh | 144.37 | - | - |
| 3 | Dadra and Nagar Haveli and Daman and Diu | 64.02 | 135.80 | 49.78 |
| 4 | Delhi | 158.14 | - | - |
| 5 | Jammu & Kashmir | 84.38 | 60.92 | 136.42 |
| 6 | Ladakh | 174.64 | 150.70 | 224.81 |
| 7 | Lakshdweep | 96.69 | - | - |
| 8 | Puduchery | 67.49 | 73.08 | 65.16 |
| All India Tele-density | | 81.94 | 58.40 | 123.99 |

Table 1.26: Rural Wireless (Mobile) Subscriber base and Market Share

| Service Provider | Total number of wireless Subscribers (in millions) | Rural Subscribers (in millions) | Share of Rural subscribers in total | Market Share of Rural Subscribers |
|-------------------------|---|--|--|--|
| Reliance Jio | 469.76 | 208.88 | 44.46% | 39.51% |
| Bharti Airtel | 389.80 | 192.42 | 49.36% | 36.40% |
| Vodafone | 205.36 | 97.57 | 47.51% | 18.45% |
| BSNL | 91.06 | 29.80 | 32.73% | 5.64% |
| MTNL | 1.00 | 0.02 | 1.65% | 0.00% |
| Total | 1,156.99 | 528.68 | 45.69% | 100% |

30. Private telecom service providers hold 92.04% market share of total wireless telephone subscriptions and PSUs (BSNL & MTNL) hold only 7.96% market share of wireless telephone subscription as on 31st March, 2025.

Chart 1.10: Composition of Public (PSUs) and Private sectors in Wireless Subscription as on 31.03.2025



(ii) Wireless (5G FWA) subscribers

31. At the end of March-25, there were 6.77 million wireless (5G FWA) subscribers with subscriptions in urban and rural areas of 4.26 million and 2.51 million, respectively.
32. The share of urban and rural wireless (5G FWA) subscribers in the total number of wireless (5G FWA) subscribers was 62.97% and 37.03%, respectively at the end of March, 2025.

Section C : Wireline Service

Table 1.27: Service Providers providing Wireline Service

[As on 31st March, 2025]

| Sl. No. | Name of the Service Provider | Area of Operation |
|---------|---|---|
| 1 | Andhra Pradesh State FiberNet Ltd | Andhra Pradesh |
| 2 | Bharat Sanchar Nigam Ltd. | All India except Delhi and Mumbai |
| 3 | Bharti Airtel Ltd | Andhra Pradesh, Assam, Bihar, Delhi, Gujarat, Haryana, Himachal Pradesh, Jammu & Kashmir, Karnataka, Kerala, Kolkata, Madhya Pradesh, Maharashtra, Mumbai, Odisha, Punjab, Rajasthan, Tamil Nadu (including Chennai), UP-East, UP-West and West Bengal. |
| 4 | Satzilio Telecom Pvt. Ltd. (formerly VMIPL) | Punjab |
| 5 | Mahanagar Telephone Nigam Ltd. | Delhi & Mumbai |
| 6. | Quadrant Televentures Ltd. | Punjab |
| 7 | Reliance Communications Ltd. | Andhra Pradesh, Bihar, Delhi, Gujarat, Karnataka, Kerala, Kolkata, Madhya Pradesh, Maharashtra, Mumbai, Odisha, Punjab, Rajasthan, Tamil Nadu (including Chennai), UP-East, UP-West and West Bengal |
| 8 | Reliance Jio Infocomm Ltd. | Andhra Pradesh, Assam, Bihar, Delhi, Gujarat, Haryana, Himachal Pradesh, Jammu & Kashmir, Karnataka, Kerala, Kolkata, Madhya Pradesh, Maharashtra, Mumbai, North-East, Odisha, Punjab, Rajasthan, Tamil Nadu (including Chennai), UP-East, UP-West and West Bengal. |
| 9. | Tata Teleservices Ltd. (Inc. TTML) | Andhra Pradesh, Bihar, Delhi, Gujarat, Haryana, Himachal Pradesh, Karnataka, Kerala, Kolkata, Madhya Pradesh, Maharashtra, Mumbai, Odisha, Punjab, Rajasthan, Tamil Nadu (including Chennai), UP-East, UP-West and West Bengal. |
| 10. | Vodafone Idea Ltd. | Andhra Pradesh, Assam, Bihar, Delhi, Gujarat, Haryana, Himachal Pradesh, Jammu & Kashmir, Karnataka, Kerala, Kolkata, Madhya Pradesh, Maharashtra, Mumbai, North-East, Odisha, Punjab, Rajasthan, Tamil Nadu (including Chennai), UP-East, UP-West and West Bengal. |

33. Total Wireline subscriber base increased from 33.79 million at the end of Mar-24 to 37.04 million at the end of Mar-25 with yearly growth rate of 9.62%.
34. Detailed table on service provider wise wireline subscriber base in each service area is available at **Annexure-1.2**.
35. Rural wireline subscriber base has shown growth of 21.72%, from 2.88 million at the end of Mar-24 to 3.50 million at the end of Mar-25. During the same period, Urban wireline subscription also recorded growth of 8.49%, from 30.92 million to 33.54 million.
36. The following chart and table depict the trend of total wireline subscriber base and wireline tele-density (rural-urban) during the last four years.

Chart 1.11: Trend of Wireline Subscriber Base

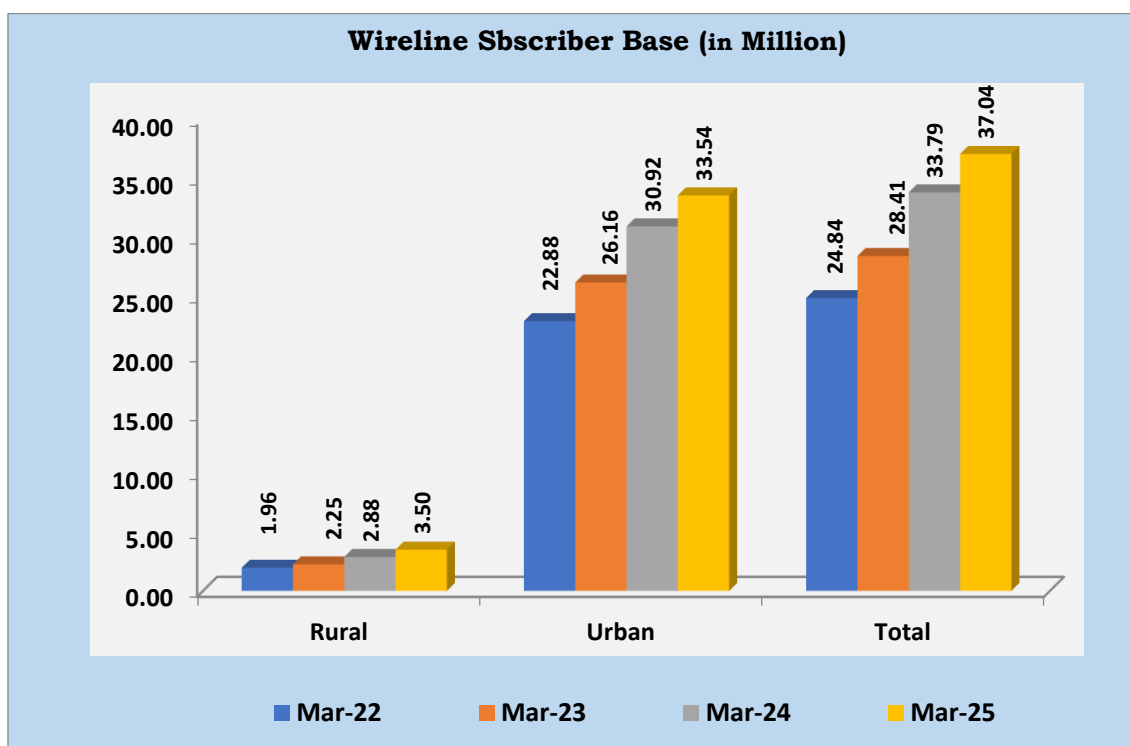


Table 1.28: Wireline Subscriber Base & Tele-density - Rural & Urban

| Year ending | Subscriber Base (in million) | | | Wireline Tele-density (%) | | |
|-------------|------------------------------|-------|-------|---------------------------|-------|---------|
| | Rural | Urban | Total | Rural | Urban | Overall |
| Mar-22 | 1.96 | 22.88 | 24.84 | 0.22 | 4.77 | 1.81 |
| Mar-23 | 2.25 | 26.16 | 28.41 | 0.25 | 5.36 | 2.05 |
| Mar-24 | 2.88 | 30.92 | 33.79 | 0.32 | 6.21 | 2.41 |
| Mar-25 | 3.50 | 33.54 | 37.04 | 0.39 | 6.62 | 2.62 |

37. Overall Wireline Tele-density increased from 2.41% at the end of Mar-24 to 2.62% at the end of Mar-25. During the same period Rural wireline tele-density increased from 0.32% to 0.39% and Urban wireline tele-density also increased from 6.21% to 6.62%.

Chart 1.12: Trend of Wireline Tele-density (rural-urban)

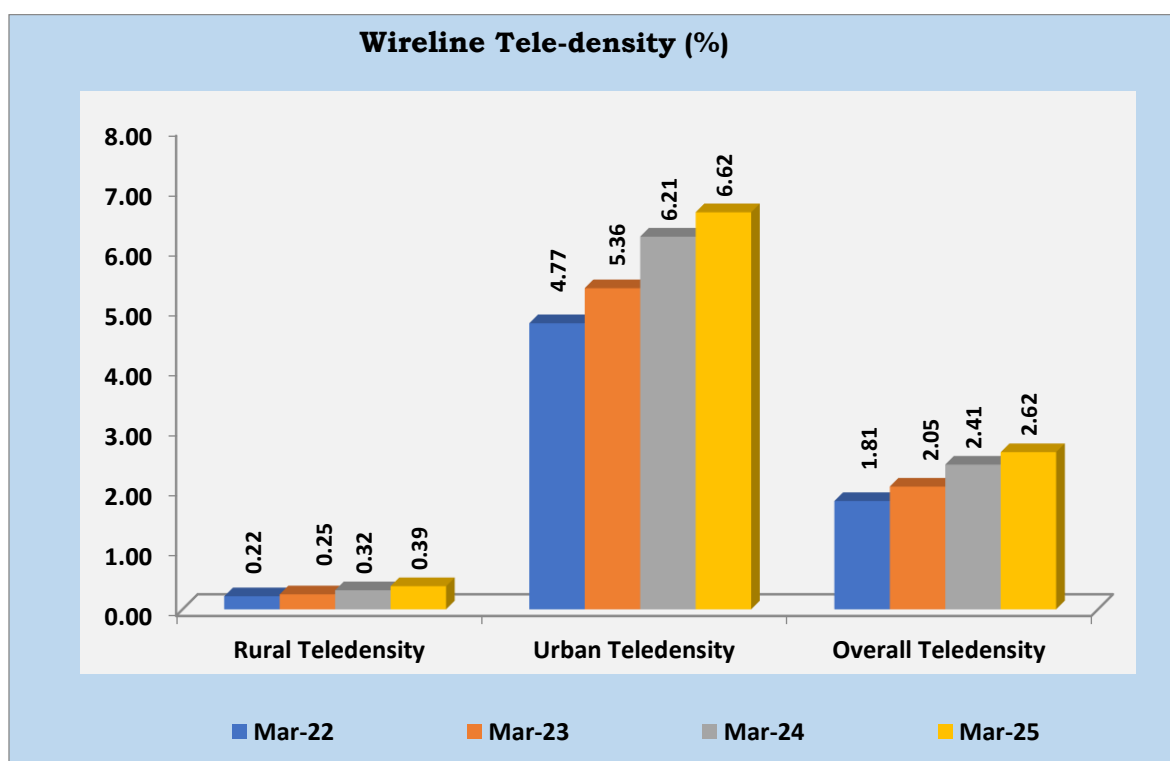


Table 1.29: Service Provider wise growth in Wireline Subscriber base

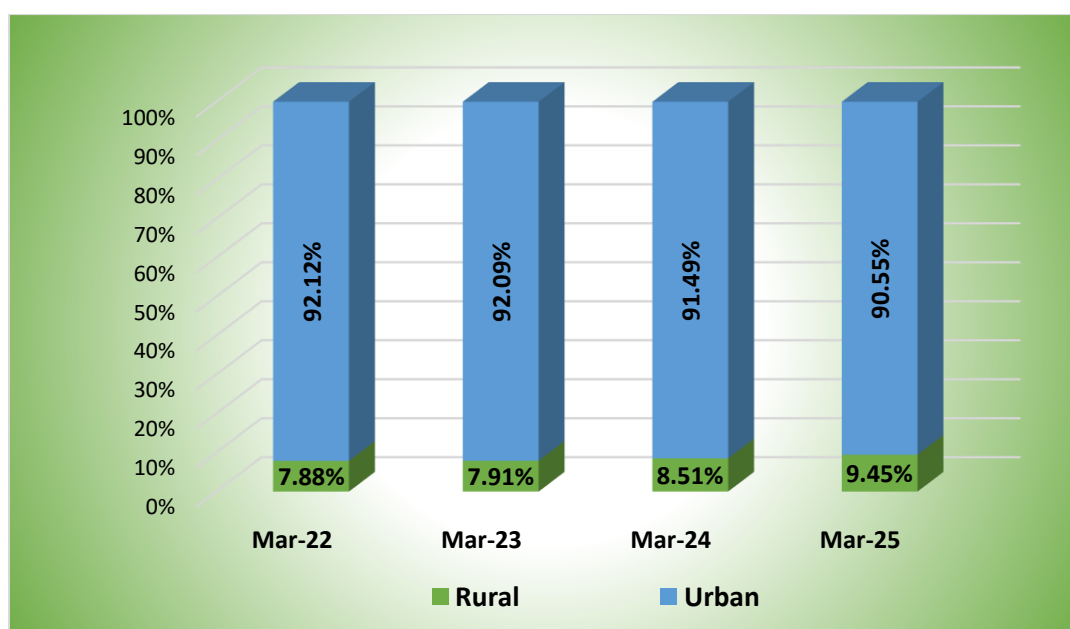
| Service Provider | Subscriber Base (million) | | | Rate of change | Market share-Mar-24 | Market share-Mar-25 |
|------------------|---------------------------|--------------|--------------|----------------|---------------------|---------------------|
| | Mar-24 | Mar-25 | Net Addition | | | |
| BSNL | 6.50 | 7.68 | 1.18 | 18.22% | 19.23% | 20.74% |
| Bharti | 8.78 | 10.14 | 1.36 | 15.53% | 25.98% | 27.38% |
| MTNL | 2.18 | 2.01 | -0.17 | -7.71% | 6.44% | 5.43% |
| Tata | 2.29 | 2.38 | 0.10 | 4.22% | 6.77% | 6.43% |
| Reliance Comm | 0.13 | 0.11 | -0.02 | -15.36% | 0.38% | 0.29% |
| Quadrant | 0.41 | 0.35 | -0.07 | -15.89% | 1.22% | 0.93% |
| Vodafone | 0.78 | 0.83 | 0.05 | 5.77% | 2.31% | 2.23% |
| Reliance Jio | 12.03 | 12.86 | 0.83 | 6.87% | 35.61% | 34.72% |
| STPL | 0.05 | 0.05 | 0.00 | 1.32% | 0.16% | 0.15% |
| APSFL | 0.64 | 0.63 | -0.01 | -2.19% | 1.90% | 1.70% |
| Total | 33.79 | 37.04 | 3.25 | 9.62 | 100% | 100% |

38. M/s Reliance Jio is the leading operator in wireline service with 12.86 million subscriber at the end of Mar-25 followed by Bharti with 10.14 million subscribers.
39. In term of net addition, except MTNL, Reliance Comm., Quadrant and APSFL, all service providers showed positive growth during the year 2024-25.
40. In total wireline subscriber base, PSUs hold 27.87% of market share and Private Sector hold 72.13% at the end of Mar-25.

Table 1.30: Service Provider wise Subscriber base (Rural - Urban)

| Service Provider | Subscriber Base (million) Mar-25 | | | Share of Rural subscription |
|------------------|----------------------------------|--------------|--------------|-----------------------------|
| | Rural | Urban | Total | |
| BSNL | 2.18 | 5.51 | 7.68 | 28.35% |
| Bharti | 0.003 | 10.14 | 10.14 | 0.03% |
| MTNL | 0.00 | 2.01 | 2.01 | 0.00% |
| Tata | 0.01 | 2.38 | 2.38 | 0.23% |
| Reliance Com | 0.0003 | 0.11 | 0.11 | 0.28% |
| Quadrant | 0.06 | 0.28 | 0.35 | 18.49% |
| Vodafone | 0.00 | 0.83 | 0.83 | - |
| Reliance Jio | 0.78 | 12.08 | 12.86 | 6.09% |
| STPL | 0.00 | 0.05 | 0.05 | 0.00% |
| APSFL | 0.47 | 0.16 | 0.63 | 74.00% |
| Total | 3.50 | 33.54 | 37.04 | 9.45% |

41. The following charts show the trend of share of rural-urban wireline subscription during last four years.

Chart 1.13: Composition of Wireline Subscriber base - Rural & Urban

42. As may be seen that share of rural wireline subscription showed growth trend at the end of March 2025. The share of rural wireline subscribers was 9.45% over the total wireline subscribers at the end of March 2025.

Table 1.31: Service Area wise Wireline Subscriber base & Net Additions (in million)

| Service Area | Mar-24 | Mar-25 | Net Additions | Rate of Change |
|------------------|--------------|--------------|---------------|----------------|
| Andhra Pradesh | 3.63 | 4.04 | 0.41 | 11.38% |
| Assam | 0.34 | 0.38 | 0.04 | 11.94% |
| Bihar | 0.98 | 1.16 | 0.19 | 19.11% |
| Delhi | 4.43 | 4.72 | 0.28 | 6.39% |
| Gujarat | 1.59 | 1.89 | 0.30 | 19.04% |
| Haryana | 0.59 | 0.73 | 0.14 | 22.94% |
| Himachal Pradesh | 0.17 | 0.18 | 0.01 | 7.36% |
| Jammu & Kashmir | 0.40 | 0.41 | 0.01 | 2.63% |
| Karnataka | 3.42 | 3.68 | 0.26 | 7.57% |
| Kerala | 1.54 | 1.74 | 0.20 | 13.26% |
| Madhya Pradesh | 1.75 | 1.97 | 0.22 | 12.38% |
| Maharashtra | 1.62 | 1.83 | 0.21 | 13.14% |
| Mumbai | 3.53 | 3.53 | -0.01 | -0.15% |
| North East | 0.26 | 0.27 | 0.01 | 3.27% |
| Odisha | 0.49 | 0.55 | 0.05 | 11.20% |
| Punjab | 1.67 | 1.76 | 0.09 | 5.44% |
| Rajasthan | 1.01 | 1.14 | 0.13 | 12.62% |
| Tamil Nadu | 2.90 | 3.12 | 0.22 | 7.59% |
| U.P.(E) | 0.95 | 1.12 | 0.17 | 18.20% |
| U.P.(W) | 0.99 | 1.16 | 0.17 | 17.09% |
| Kolkata | 1.01 | 1.08 | 0.07 | 6.94% |
| West Bengal | 0.51 | 0.58 | 0.064 | 12.40% |
| All India | 33.79 | 37.04 | 3.25 | 9.62% |

43. As can be seen from the above table except Mumbai, all LSA showed growth in their wireline subscriber base during the year 2024-25.

Table 1.32: Service Area wise Wireline Rural-Urban Subscriber Base
(in million)

| Service Area | Total Subscribers | Rural Subscribers | Urban Subscribers | Share of Rural Subscribers |
|------------------|-------------------|-------------------|-------------------|----------------------------|
| Andhra Pradesh | 4.04 | 0.78 | 3.26 | 19.32% |
| Assam | 0.38 | 0.02 | 0.35 | 6.26% |
| Bihar | 1.16 | 0.09 | 1.08 | 7.35% |
| Delhi | 4.72 | 0.000 | 4.72 | 0.01% |
| Gujarat | 1.89 | 0.20 | 1.69 | 10.62% |
| Haryana | 0.73 | 0.17 | 0.56 | 23.48% |
| Himachal Pradesh | 0.18 | 0.08 | 0.10 | 42.87% |
| Jammu & Kashmir | 0.41 | 0.02 | 0.39 | 5.81% |
| Karnataka | 3.68 | 0.23 | 3.45 | 6.13% |
| Kerala | 1.74 | 0.62 | 1.12 | 35.82% |
| Madhya Pradesh | 1.97 | 0.09 | 1.88 | 4.60% |
| Maharashtra | 1.83 | 0.14 | 1.69 | 7.83% |
| Mumbai | 3.53 | 0.00 | 3.53 | 0.01% |
| North East | 0.27 | 0.06 | 0.22 | 20.28% |
| Odisha | 0.55 | 0.06 | 0.48 | 11.18% |
| Punjab | 1.76 | 0.35 | 1.41 | 19.71% |
| Rajasthan | 1.14 | 0.07 | 1.07 | 6.02% |
| Tamil Nadu | 3.12 | 0.23 | 2.89 | 7.29% |
| U.P.(E) | 1.12 | 0.08 | 1.04 | 7.21% |
| U.P.(W) | 1.16 | 0.08 | 1.08 | 6.97% |
| Kolkata | 1.08 | 0.003 | 1.08 | 0.30% |
| West Bengal | 0.58 | 0.13 | 0.45 | 22.25% |
| All India | 37.04 | 3.50 | 33.54 | 9.45% |

44. In the above table, it can be seen that Himachal Pradesh service area has maximum percentage of rural subscribers 42.87% followed by Kerala 35.82% of their total wireline subscribers at the end of Mar-25.

Table 1.33: Service Area wise Wireline Tele-density

| Service Area | As on 31 st March, 2024 | | | As on 31 st March, 2025 | | |
|----------------------------------|------------------------------------|------------------------|------------------------|------------------------------------|------------------------|------------------------|
| | Rural Tele-density (%) | Urban Tele-density (%) | Total Tele-density (%) | Rural Tele-density (%) | Urban Tele-density (%) | Total Tele-density (%) |
| Andhra Pradesh | 1.31 | 7.63 | 3.96 | 1.48 | 8.31 | 4.39 |
| Assam | 0.09 | 5.46 | 0.93 | 0.08 | 6.11 | 1.03 |
| Bihar | 0.06 | 3.38 | 0.58 | 0.06 | 3.99 | 0.68 |
| Delhi | - | - | 20.36 | - | - | 21.27 |
| Gujarat | 0.19 | 4.12 | 2.15 | 0.54 | 4.48 | 2.53 |
| Haryana | 0.68 | 3.64 | 1.94 | 0.98 | 4.17 | 2.36 |
| Himachal Pradesh | 0.75 | 14.92 | 2.22 | 1.13 | 13.08 | 2.37 |
| Jammu & Kashmir | 0.18 | 8.93 | 2.88 | 0.25 | 8.88 | 2.93 |
| Karnataka | 0.25 | 10.87 | 5.02 | 0.60 | 11.10 | 5.37 |
| Kerala | 8.24 | 3.13 | 4.28 | 8.48 | 3.89 | 4.82 |
| Madhya Pradesh | 0.08 | 4.96 | 1.48 | 0.11 | 5.44 | 1.65 |
| Maharashtra (incl. Mumbai)* | 0.22 | 7.90 | 3.99 | 0.22 | 8.12 | 4.12 |
| North East | 0.16 | 4.37 | 1.65 | 0.54 | 3.75 | 1.69 |
| Orissa | 0.12 | 5.29 | 1.10 | 0.17 | 5.64 | 1.22 |
| Punjab | 1.40 | 9.93 | 5.19 | 1.94 | 9.75 | 5.44 |
| Rajasthan | 0.11 | 4.31 | 1.24 | 0.11 | 4.81 | 1.38 |
| Tamil Nadu | 0.73 | 6.15 | 3.68 | 0.64 | 6.66 | 3.95 |
| Uttar Pradesh (incl. UPE & UPW)* | 0.05 | 2.97 | 0.77 | 0.09 | 3.36 | 0.90 |
| West Bengal (incl. Kolkata)* | 0.17 | 3.77 | 1.51 | 0.21 | 3.99 | 1.64 |
| All India | 0.32 | 6.21 | 2.41 | 0.39 | 6.62 | 2.62 |

* Population data/projections are available state-wise only

Note:

1. Tele-density figures are derived from the subscriber data provided by the operators and the projection of population.
2. With effect from 1st January, 2020, the projection of population is based on the 'Report of the Technical Group on Population Projections for India and States 2011 – 2036'.
3. The bifurcation of rural and urban subscriber data provided by the operators is based on different sources. E.g. one operator is deriving information from <https://censusindia.gov.in/census.website/> while others are procuring the data from concerned authorities/third party.
4. Data/information for Andhra Pradesh includes Telengana, Madhya Pradesh includes Chhatisgarh, Bihar includes Jharkhand, Maharashtra includes Goa, Uttar Pradesh includes Uttarakhand, West Bengal includes Sikkim and North-East includes Arunachal Pradesh, Manipur, Meghalaya, Mizoram, Nagaland & Tripura states

**Table 1.34: State/UT wise Wireline Subscriber base
as on 31.03.2025**

5.

| Sl. No. | States/UT | Wireline Subscribers (in million) | | |
|--------------------------|--|-----------------------------------|-------------|--------------|
| | | Total | Rural | Urban |
| 1 | Andhra Pradesh | 2.51 | 0.68 | 1.83 |
| 2 | Arunachal Pradesh | 0.01 | 0.008 | 0.01 |
| 3 | Assam | 0.38 | 0.02 | 0.35 |
| 4 | Bihar | 0.78 | 0.06 | 0.72 |
| 5 | Chhattisgarh | 0.31 | 0.02 | 0.29 |
| 6 | Goa | 0.08 | 0.02 | 0.06 |
| 7 | Gujarat | 1.88 | 0.20 | 1.68 |
| 8 | Haryana | 0.89 | 0.17 | 0.71 |
| 9 | Himachal Pradesh | 0.18 | 0.08 | 0.10 |
| 10 | Jharkhand | 0.38 | 0.02 | 0.36 |
| 11 | Karnataka | 3.68 | 0.23 | 3.45 |
| 12 | Kerala | 1.74 | 0.62 | 1.12 |
| 13 | Madhya Pradesh | 1.66 | 0.07 | 1.59 |
| 14 | Maharashtra Incl. Mumbai | 5.29 | 0.13 | 5.16 |
| 15 | Manipur | 0.07 | 0.021 | 0.05 |
| 16 | Meghalaya | 0.07 | 0.010 | 0.06 |
| 17 | Mizoram | 0.04 | 0.001 | 0.04 |
| 18 | Nagaland | 0.03 | 0.0088 | 0.03 |
| 19 | Odisha | 0.55 | 0.06 | 0.48 |
| 20 | Punjab | 1.63 | 0.34 | 1.29 |
| 21 | Rajasthan | 1.14 | 0.07 | 1.07 |
| 22 | Sikkim | 0.01 | 0.001 | 0.01 |
| 23 | Tamil Nadu | 3.06 | 0.21 | 2.85 |
| 24 | Telangana | 1.53 | 0.10 | 1.43 |
| 25 | Tripura | 0.05 | 0.01 | 0.04 |
| 26 | Uttar Pradesh (UPE+UPW) | 2.22 | 0.12 | 2.10 |
| 27 | Uttarakhand | 0.36 | 0.04 | 0.32 |
| 28 | West Bengal Incl. Kolkata | 1.61 | 0.11 | 1.50 |
| Union Territories | | | | |
| 1 | Andaman & Nicobar Islands | 0.04 | 0.02 | 0.02 |
| 2 | Chandigarh | 0.13 | 0.007 | 0.12 |
| 3 | Dadra and Nagar Haveli and Daman and Diu | 0.01 | 0.002 | 0.01 |
| 4 | Delhi | 4.26 | 0.00 | 4.26 |
| 5 | Jammu & Kashmir | 0.41 | 0.02 | 0.39 |
| 6 | Ladakh | 0.004 | 0.001 | 0.003 |
| 7 | Lakshdweep | 0.008 | 0.004 | 0.003 |
| 8 | Puduchery | 0.06 | 0.01 | 0.04 |
| Total | | 37.04 | 3.50 | 33.54 |

**Table 1.35: State/UT wise Wireline Tele-density
as on 31.03.2025**

| Sl.No. | State/UT | Wireline Tele-density | | |
|--------------------------|--|-----------------------|-------------|-------------|
| | | Total (%) | Rural (%) | Urban (%) |
| 1 | Andhra Pradesh | 4.69 | 2.05 | 9.06 |
| 2 | Arunachal Pradesh | 0.92 | 0.71 | 1.51 |
| 3 | Assam | 1.03 | 0.08 | 6.11 |
| 4 | Bihar | 0.60 | 0.05 | 4.43 |
| 5 | Chhattisgarh | 1.01 | 0.10 | 3.36 |
| 6 | Goa | 4.78 | 4.77 | 4.79 |
| 7 | Gujarat | 2.57 | 0.54 | 4.61 |
| 8 | Haryana | 2.86 | 0.98 | 5.32 |
| 9 | Himachal Pradesh | 2.37 | 1.13 | 13.08 |
| 10 | Jharkhand | 0.94 | 0.08 | 3.32 |
| 11 | Karnataka | 5.37 | 0.60 | 11.10 |
| 12 | Kerala | 4.81 | 8.42 | 3.89 |
| 13 | Madhya Pradesh | 1.87 | 0.11 | 6.13 |
| 14 | Maharashtra Incl. Mumbai | 4.12 | 0.19 | 8.18 |
| 15 | Manipur | 2.04 | 0.94 | 4.28 |
| 16 | Meghalaya | 1.96 | 0.36 | 8.08 |
| 17 | Mizoram | 3.18 | 0.09 | 5.65 |
| 18 | Nagaland | 1.52 | 0.76 | 2.32 |
| 19 | Odisha | 1.22 | 0.17 | 5.64 |
| 20 | Punjab | 5.25 | 1.91 | 9.75 |
| 21 | Rajasthan | 1.38 | 0.11 | 4.81 |
| 22 | Sikkim | 0.88 | 0.32 | 1.37 |
| 23 | Tamil Nadu | 3.96 | 0.61 | 6.75 |
| 24 | Telengana | 3.98 | 0.51 | 7.52 |
| 25 | Tripura | 1.14 | 0.29 | 2.34 |
| 26 | Uttar Pradesh (UPE + UPW) | 0.92 | 0.07 | 3.59 |
| 27 | Uttarakhand | 3.05 | 0.56 | 7.31 |
| 28 | West Bengal incl. Kolkata | 1.61 | 0.18 | 3.99 |
| Union Territories | | | | |
| 1 | Andaman & Nicobar Islands | 9.54 | 9.07 | 10.10 |
| 2 | Chandigarh | 9.97 | - | - |
| 3 | Dadra and Nagar Haveli and Daman and Diu | 0.60 | 0.66 | 0.59 |
| 4 | Delhi | 19.20 | 0.01 | 19.25 |
| 5 | Jammu & Kashmir | 2.97 | 0.24 | 9.02 |
| 6 | Ladakh | 1.24 | 0.48 | 2.85 |
| 7 | Lakshdweep | 11.26 | - | - |
| 8 | Puduchery | 3.41 | 2.84 | 3.64 |
| Total | | 2.62 | 0.39 | 6.62 |

Public Call Offices (PCO)

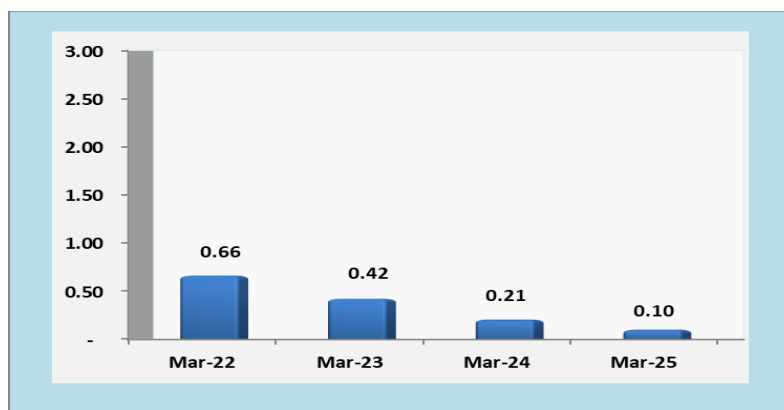
45. Total number of PCOs in the country decreased from 0.21 lakh at the end of Mar-24 to 0.10 lakh at the end of Mar-25 with yearly declining rate of 50.68%. Detailed table of service provider wise PCOs is available at **Annexure -1.3**.

Table 1.36: Rate of change & Market share of PCOs

| Service Provider | Mar-24 | Mar-25 | Rate of change | Market share (Mar-25) |
|------------------|---------------|---------------|----------------|-----------------------|
| BSNL | 15,411 | 7,394 | -52.02% | 72.60% |
| MTNL | 4,957 | 2,566 | -48.23% | 25.19% |
| Quadrant | 284 | 225 | -20.77% | 2.21% |
| Total | 20,652 | 10,185 | -50.68% | 100% |

46. M/s BSNL is the market leader in term of number of PCOs with 72.60% market share of total number of PCOs followed by MTNL with 25.19% at the end of Mar-25.
47. It may be seen in the following chart that the number of PCOs in India continuously showing year-on-year declining trend. The following chart depicts the trend of number of PCOs in last four years.

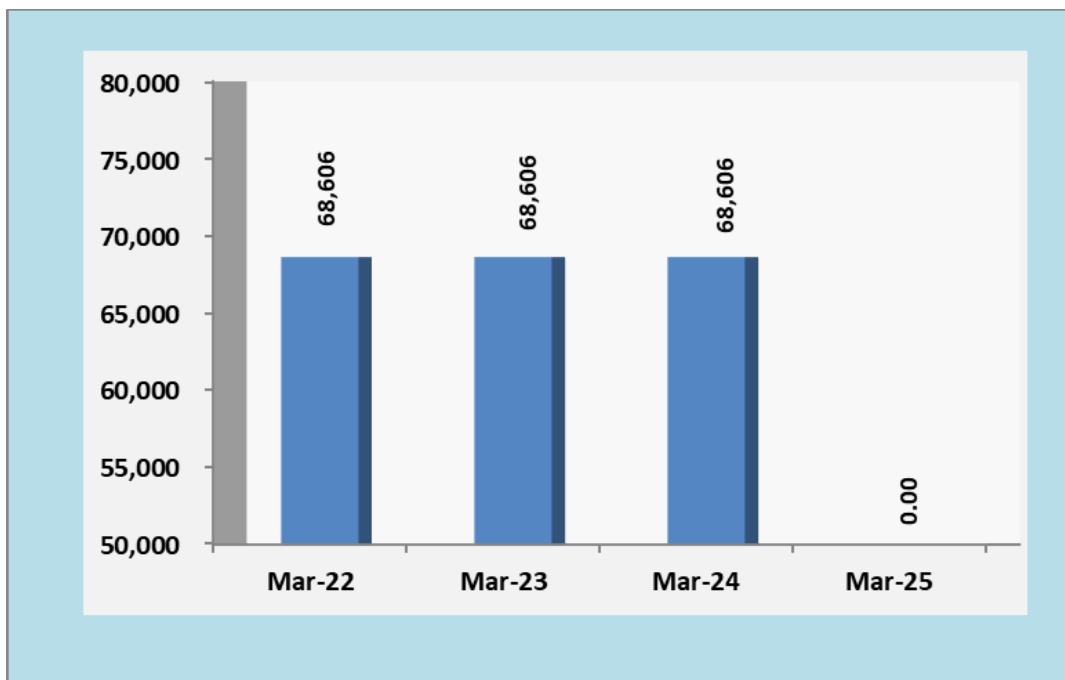
Chart 1.14: Trend of Number of PCOs in India (in lakh)



Village Public Telephones (VPTs)

48. There are 6,40,930 inhabited villages in India as per census 2011. During the quarter ending on 31st March 2025, there are 'NIL' Village Public Telephones. BSNL has intimated that all the agreements for provisioning of VPT facility to Gram Panchayats/rural areas had expired. Hence, there are 'NIL' VPT as on 31st March 2025.
49. The following chart depicts the trend of number of VPTs in India during last four years.

Chart 1.15: Trend of Number of VPTs in India



Section D : Internet Service

50. This section summarizes information submitted by 1219 operators at the end of Mar-2025. **Part-I** consists of information of Internet services (both narrowband and broadband), **Part-II** consists of broadband services and **Part-III** covers narrowband services.

Part-I : Internet* Service (broadband[†] + narrowband)

51. This report is compiled on the revised definition of Broadband speed i.e. ≥ 2 Mbps, as notified by DoT on 25.01.2023. As per reports received from 1219 operators, total number of internet subscribers increased from 954.40 million at the end of Mar-24 to 969.10 million at the end of Mar-25 with yearly growth rate of 1.54%. Out of a total of 969.10 million internet subscribers, number of broadband subscribers is 944.12 million and number of narrowband subscribers is 24.98 million at the end of Mar-25.
52. Wireless Internet subscribers increased from 914.13 million at the end of Mar-24 to 927.70 million at the end of Mar-25 with yearly growth rate of 1.48%. Wired Internet subscribers also increased from 40.27 million at the end of Mar-24 to 41.41 million at the end of Mar-25 with yearly growth rate of 2.83%.
53. Number of Broadband subscribers increased from 924.07 million at the end of Mar-24 to 944.12 million at the end of Mar-25 with yearly growth rate of 2.17%. The number of Narrowband subscribers decreased from 30.34 million at the end of Mar-24 to 24.98 million at the end of Mar-25 with yearly rate of decline of 17.66%.

* Internet: Interconnected global networks that use the internet protocol.

[†] Broadband: Broadband is a data connection that is able to support interactive services including Internet access and has the capability of the minimum download speed of 2 Mbps to an individual subscriber from the point of presence (POP) of the service provider intending to provide Broadband service.

(Source – DoT)

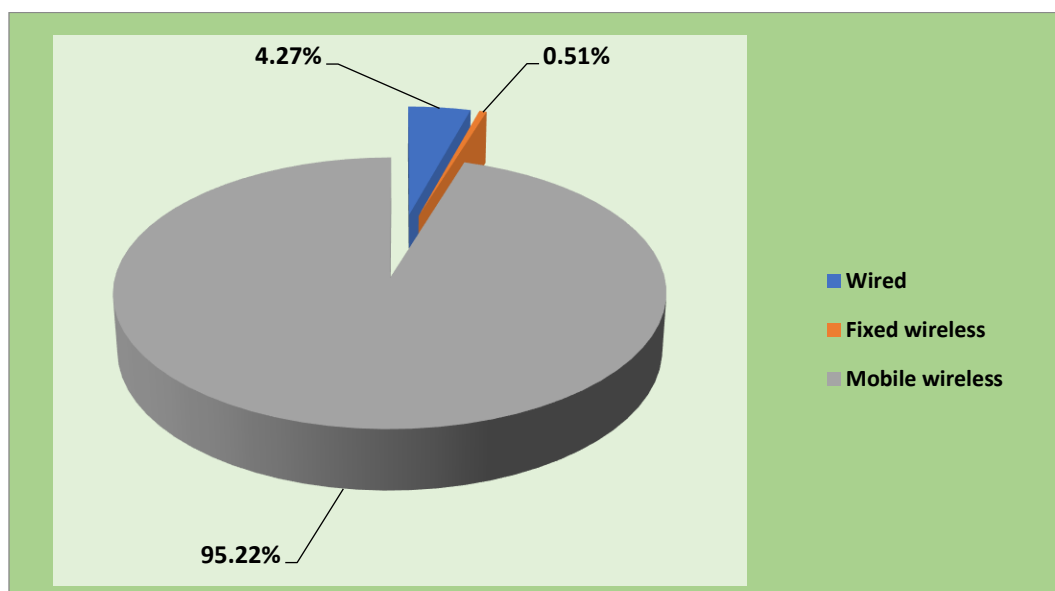
Table 1.37 : Trend of Internet subscriber base

| Segment | Mode of Access | | | | | | | | Total Subscribers (in million) | |
|------------|--------------------------------|--------|--|---|--------|----------------|--------|--------|--------------------------------|--------|
| | Wired Subscribers (in million) | | Wireless Subscribers (in million) | | | | | | | |
| | | | Fixed Wireless (FWA-5G, Wi-Fi, Wi-Max, Radio, Satellite) | Mobile Wireless (Handset/Don gle based) | | Total Wireless | | | | |
| | Mar-24 | Mar-25 | Mar-24 | Mar-25 | Mar-24 | Mar-25 | Mar-24 | Mar-25 | Mar-24 | Mar-25 |
| Broadband | 40.06 | 41.39 | 0.79 | 4.89 | 883.22 | 897.84 | 884.01 | 902.74 | 924.07 | 944.12 |
| Narrowband | 0.22 | 0.02 | 0.003 | 0.002 | 30.12 | 24.96 | 30.12 | 24.96 | 30.34 | 24.98 |
| Total | 40.27 | 41.41 | 0.79 | 4.90 | 913.34 | 922.80 | 914.13 | 927.70 | 954.40 | 969.10 |

Note: This report is prepared considering the last reported (Nov-2024) internet subscription data submitted by M/s RJIL and M/s Bharti Airtel Ltd., as the requisite internet subscription data for Dec-24, Jan-25, Feb-25 and Mar-25 is not submitted by TSPs, in the prescribed report format.

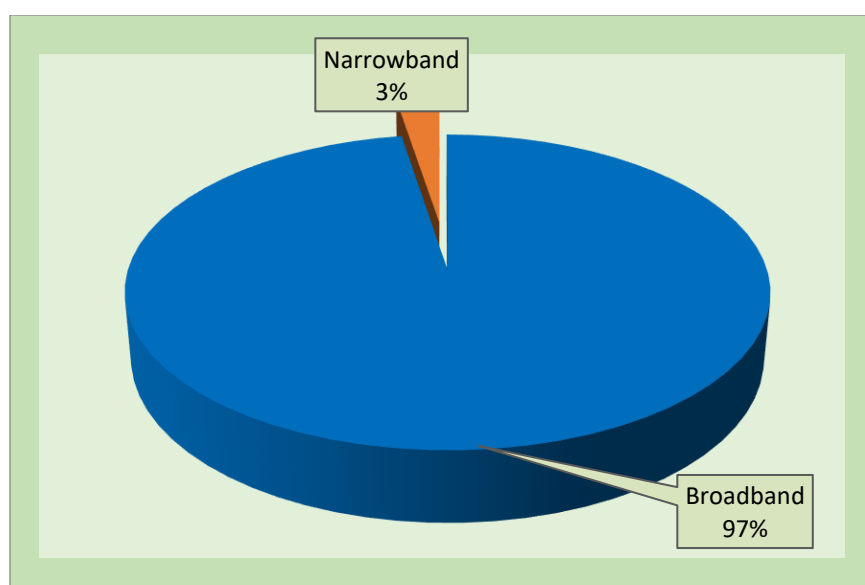
54. The following charts present the composition of Internet Subscribers by mode of access and composition of Broadband & Narrowband subscription.

Chart 1.16: Composition of Internet subscription as on 31st March, 2025



55. More than 95% of total internet subscribers use wireless mobile technology to access internet services.
56. Out of total internet subscription, the share of broadband subscription is 97% and the share of narrowband subscription is only 3% as on 31st March, 2025. The following chart depicts the composition of market share of broadband and narrowband subscriptions.

Chart 1.17 : Composition of Broadband & Narrowband subscription as on 31st March, 2025



57. Number of rural internet subscribers increased from 398.35 million at the end of Mar-24 to 407.69 million at the end of Mar-25 and the number of urban internet subscribers also increased from 556.05 million to 561.42 million during the same period.
58. Out of 944.12 million broadband subscribers, number of rural broadband subscribers is 398.85 million and number of urban broadband subscribers is 545.28 million.
59. Out of 24.98 million narrowband subscribers, number of rural narrowband subscribers is 8.84 million and number of urban narrowband subscribers is 16.14 million.

60. The service area wise urban/rural break up of internet subscribers (narrowband and broadband) as on 31st March, 2025 is as per the following table: -

Table 1.38: Service Area wise Break up of Rural-Urban internet subscriber base (in millions), as on 31.03.2025

| Telecom Service Area | Narrowband | | Broadband | | Total Internet | |
|----------------------|--------------|--------------|---------------|---------------|----------------|---------------|
| | Rural | Urban | Rural | Urban | Rural | Urban |
| Andhra Pradesh | 0.74 | 0.81 | 30.31 | 40.79 | 31.05 | 41.60 |
| Assam | 0.14 | 0.08 | 13.24 | 6.87 | 13.38 | 6.95 |
| Bihar | 1.09 | 0.35 | 47.41 | 24.88 | 48.51 | 25.23 |
| Delhi | 0.10 | 5.48 | 1.48 | 50.58 | 1.58 | 56.06 |
| Gujarat | 0.24 | 0.41 | 19.24 | 36.81 | 19.48 | 37.22 |
| Haryana | 0.17 | 0.80 | 9.51 | 10.28 | 9.68 | 11.08 |
| Himachal Pradesh | 0.04 | 0.03 | 3.96 | 2.64 | 4.00 | 2.67 |
| Jammu & Kashmir | 0.09 | 0.05 | 4.80 | 5.40 | 4.89 | 5.45 |
| Karnataka | 1.22 | 2.52 | 20.25 | 36.31 | 21.47 | 38.83 |
| Kerala | 0.34 | 0.50 | 17.93 | 17.35 | 18.27 | 17.85 |
| Kolkata | 0.01 | 0.27 | 1.35 | 17.93 | 1.37 | 18.19 |
| Madhya Pradesh | 0.44 | 0.43 | 29.24 | 36.89 | 29.69 | 37.32 |
| Maharashtra | 0.53 | 0.65 | 31.63 | 46.58 | 32.16 | 47.23 |
| Mumbai | 0.02 | 0.72 | 1.28 | 30.45 | 1.30 | 31.17 |
| North East | 0.05 | 0.06 | 5.39 | 4.91 | 5.44 | 4.97 |
| Orissa | 0.22 | 0.09 | 16.88 | 8.70 | 17.10 | 8.79 |
| Punjab | 0.16 | 0.32 | 9.48 | 18.69 | 9.64 | 19.01 |
| Rajasthan | 0.41 | 0.58 | 25.66 | 25.40 | 26.07 | 25.97 |
| Tamil Nadu | 0.56 | 0.92 | 17.81 | 45.34 | 18.37 | 46.26 |
| Uttar Pradesh(East) | 1.29 | 0.54 | 45.17 | 31.84 | 46.46 | 32.38 |
| Uttar Pradesh(West) | 0.48 | 0.36 | 22.44 | 26.42 | 22.93 | 26.78 |
| West Bengal | 0.47 | 0.18 | 24.37 | 20.24 | 24.84 | 20.42 |
| Total | 8.84 | 16.14 | 398.85 | 545.28 | 407.69 | 561.42 |
| Grand Total | 24.98 | | 944.12 | | 969.10 | |

Table 1.39: State/UT wise Break up of Rural-Urban internet subscriber base (in millions), as on 31.03.2025

| S.No. | State(s) | Narrowband | | Broadband | | Total (Mar-2025) | |
|--------------------------|--|--------------|--------------|---------------|---------------|---------------------|---------------|
| | | Rural | Urban | Rural | Urban | Rural | Urban |
| 1 | Andhra Pradesh | 0.46 | 0.48 | 17.52 | 18.00 | 17.98 | 18.49 |
| 2 | Arunachal Pradesh | 0.01 | 0.01 | 0.54 | 0.38 | 0.54 | 0.39 |
| 3 | Assam | 0.14 | 0.08 | 13.24 | 6.87 | 13.38 | 6.95 |
| 4 | Bihar | 0.92 | 0.24 | 36.65 | 16.56 | 37.57 | 16.80 |
| 5 | Chattisgarh | 0.11 | 0.10 | 8.44 | 8.86 | 8.55 | 8.96 |
| 6 | Goa | 0.01 | 0.02 | 0.62 | 1.77 | 0.63 | 1.78 |
| 7 | Gujarat | 0.23 | 0.40 | 18.95 | 36.27 | 19.18 | 36.67 |
| 8 | Haryana | 0.19 | 1.57 | 9.92 | 18.45 | 10.11 | 20.02 |
| 9 | Himachal Pradesh | 0.04 | 0.03 | 3.96 | 2.64 | 4.00 | 2.67 |
| 10 | Jharkhand | 0.17 | 0.12 | 10.77 | 8.31 | 10.94 | 8.43 |
| 11 | Karnataka | 1.22 | 2.52 | 20.25 | 36.31 | 21.47 | 38.83 |
| 12 | Kerala | 0.32 | 0.50 | 17.90 | 17.34 | 18.22 | 17.84 |
| 13 | Madhya Pradesh | 0.33 | 0.33 | 20.80 | 28.03 | 21.13 | 28.36 |
| 14 | Maharashtra incl. Mumbai | 0.55 | 1.36 | 32.30 | 75.26 | 32.84 | 76.62 |
| 15 | Manipur | 0.01 | 0.01 | 0.97 | 1.31 | 0.98 | 1.32 |
| 16 | Meghalaya | 0.01 | 0.01 | 1.33 | 0.74 | 1.34 | 0.75 |
| 17 | Mizoram | 0.00 | 0.01 | 0.53 | 0.70 | 0.54 | 0.70 |
| 18 | Nagaland | 0.01 | 0.01 | 0.97 | 0.67 | 0.98 | 0.68 |
| 19 | Odisha | 0.22 | 0.09 | 16.88 | 8.70 | 17.10 | 8.78 |
| 20 | Punjab | 0.16 | 0.31 | 9.44 | 17.28 | 9.60 | 17.59 |
| 21 | Rajasthan | 0.41 | 0.58 | 25.66 | 25.40 | 26.07 | 25.97 |
| 22 | Sikkim | 0.00 | 0.002 | 0.37 | 0.27 | 0.37 | 0.27 |
| 23 | Tamil Nadu incl. Chennai | 0.54 | 0.87 | 17.47 | 44.61 | 18.01 | 45.47 |
| 24 | Telangana | 0.28 | 0.32 | 12.79 | 22.79 | 13.08 | 23.11 |
| 25 | Tripura | 0.01 | 0.02 | 1.05 | 1.11 | 1.07 | 1.13 |
| 26 | Uttar Pradesh (UPE+UPW) | 1.70 | 2.09 | 63.72 | 63.63 | 65.41 | 65.72 |
| 27 | Uttarakhand | 0.10 | 0.07 | 4.71 | 4.98 | 4.81 | 5.05 |
| 28 | West Bengal incl. Kolkata | 0.45 | 0.42 | 25.17 | 37.72 | 25.61 | 38.13 |
| Union Territories | | | | | | | |
| 1 | Andaman & Nicobar Islands | 0.03 | 0.02 | 0.19 | 0.18 | 0.23 | 0.21 |
| 2 | Chandigarh | 0.0002 | 0.01 | 0.03 | 1.34 | 0.03 | 1.36 |
| 3 | Dadar & Nagar Haweli (incl. Daman & Diu) | 0.005 | 0.01 | 0.29 | 0.54 | 0.30 | 0.55 |
| 4 | Delhi | 0.05 | 3.45 | 0.27 | 32.12 | 0.31 | 35.56 |
| 5 | Jammu & Kashmir | 0.09 | 0.05 | 4.48 | 5.29 | 4.58 | 5.34 |
| 6 | Ladakh | 0.002 | 0.003 | 0.31 | 0.11 | 0.32 | 0.11 |
| 7 | Lakshdweep | 0.02 | 0.00001 | 0.03 | 0.004 | 0.05 | 0.004 |
| 8 | Puduchery | 0.02 | 0.06 | 0.33 | 0.74 | 0.36 | 0.79 |
| | Total | 8.84 | 16.14 | 398.85 | 545.28 | 407.69 | 561.42 |
| | Grand Total | 24.98 | | 944.12 | | 969.10 | |

61. The following table depicts the number of internet subscribers of top five service providers and their market share as on 31st March, 2025: -

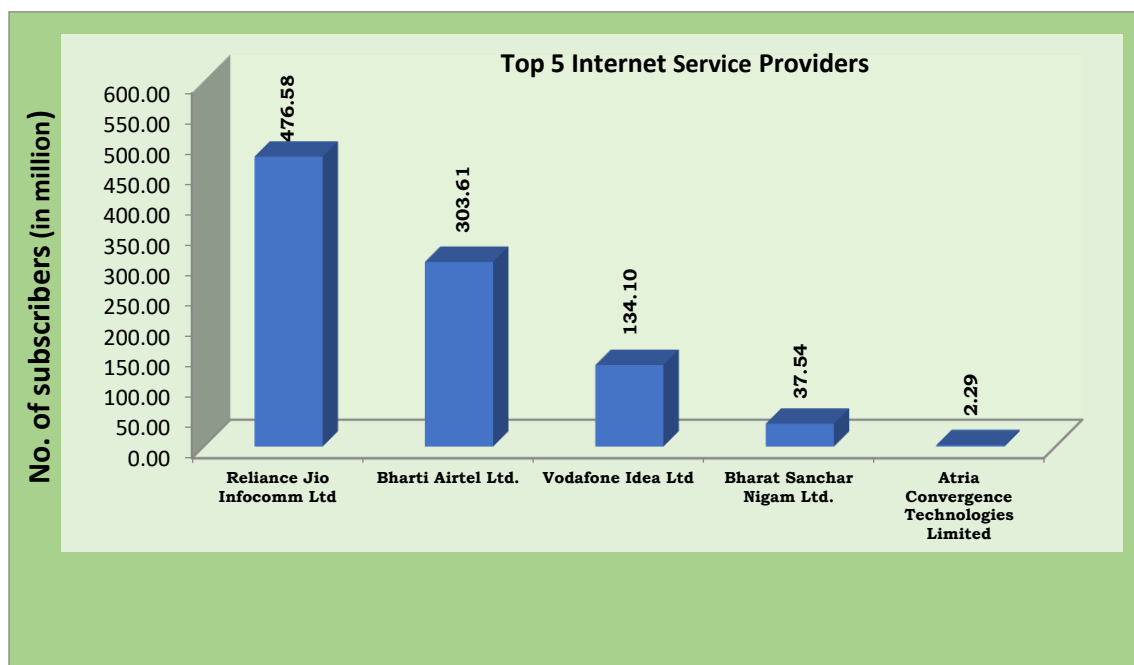
Table 1.40: Internet Subscriber Base and Market Share of top 5 Service Providers – 31.03.2025

| S.No | ISP | No. of Subscribers (in million) | Market Share |
|----------------------------|--|--|---------------------|
| 1 | Reliance Jio Infocomm Ltd | 476.58* | 49.18% |
| 2 | Bharti Airtel Ltd. | 303.61* | 31.33% |
| 3 | Vodafone Idea Ltd | 134.10 | 13.84% |
| 4 | Bharat Sanchar Nigam Ltd. | 37.54 | 3.87% |
| 5 | Atria Convergence Technologies Limited | 2.29 | 0.24% |
| Total of Top 5 ISPs | | 954.12 | 98.45% |
| Others | | 14.98 | 1.55% |
| Grand Total | | 969.10 | 100% |

* As per report data of November 2024.

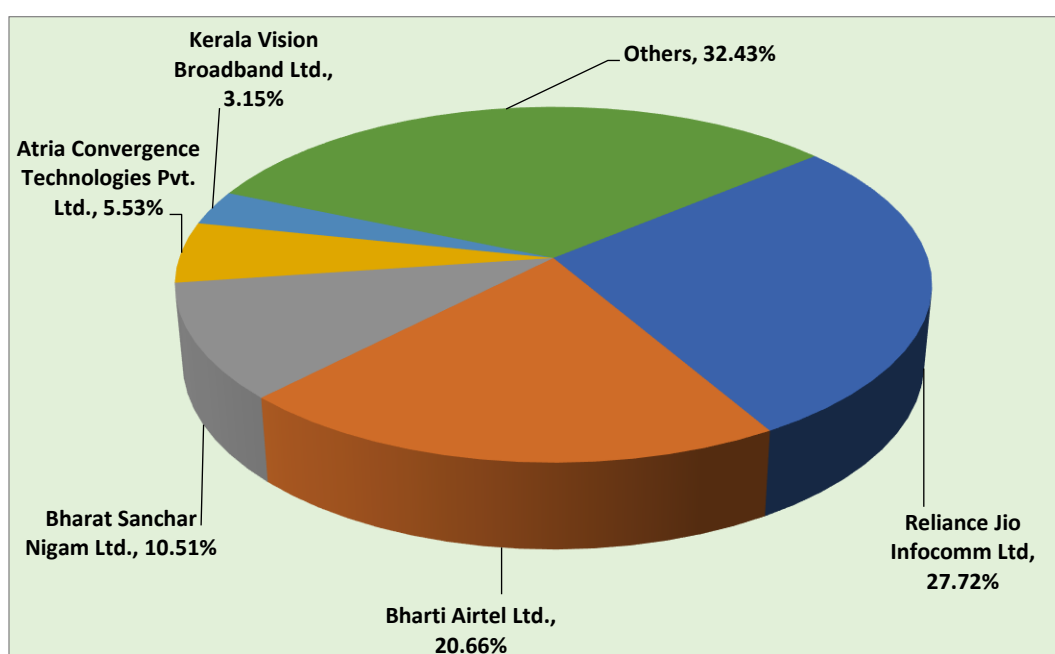
62. M/s Reliance Jio Infocomm Ltd holds the top position with 49.18% market share of total internet subscribers followed by Bharti Airtel Ltd. with 31.33%. Top 5 Service Providers together hold 98.45% share of total internet subscriber base at the end of Mar-25.
63. Detailed table of number of subscriber base (Broadband & Narrowband subscribers) of all the service providers is available at **Annexure-1.5**.

Chart 1.18 : Subscriber base of top five Service Providers



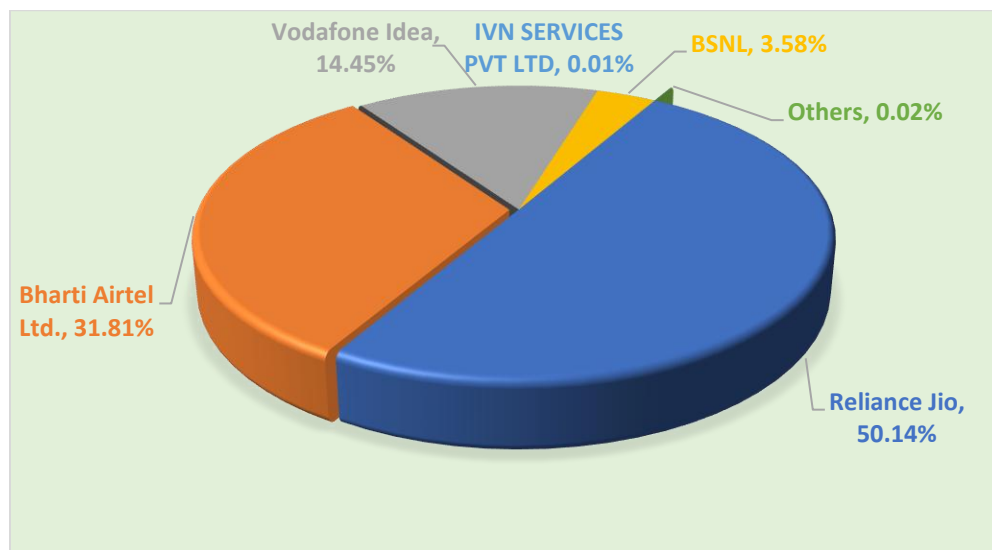
64. Out of total 41.41 million wired internet subscribers, Reliance Jio Infocomm Ltd holds 27.72% market share with 11.48 million subscribers, followed by Bharti with 8.55 million subscribers.

Chart 1.19 : Composition of Wired Internet subscribers as on 31st March, 2025



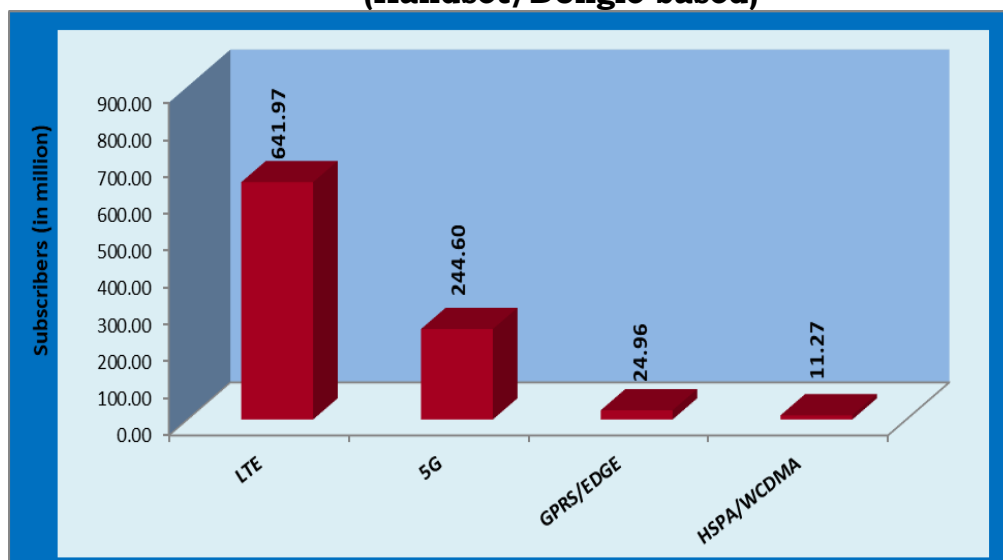
65. In wireless internet segment, Reliance Jio holds 50.14% market share with 465.10 million subscribers followed by Bharti Airtel Ltd with 31.81% and 295.06 million wireless internet subscribers at the end of Mar-25.

Chart 1.20 : Composition of Wireless Internet subscription



66. The following charts depicts the technology-wise distribution of wireless and Fixed (Wired) Internet subscriptions.

Chart 1.21 : Technology[‡] trend for trend for Mobile Internet: (Handset/Dongle based)



[‡] Long Term Evolution (LTE), General packet Radio Service (GPRS), Enhanced Data for GSM (Global system for mobile communications) Evolution (EDGE), High Speed Packet Access (HSPA), Wideband Code

**Chart 1.22 Technology trend for Fixed Wireless Internet:
(FWA-5G, Wi-Fi, Wi-Max, Radio)**

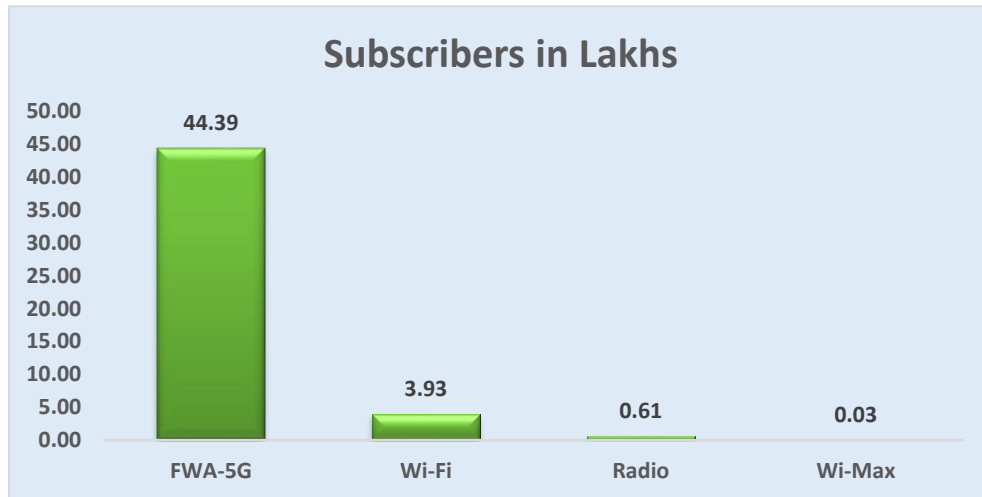
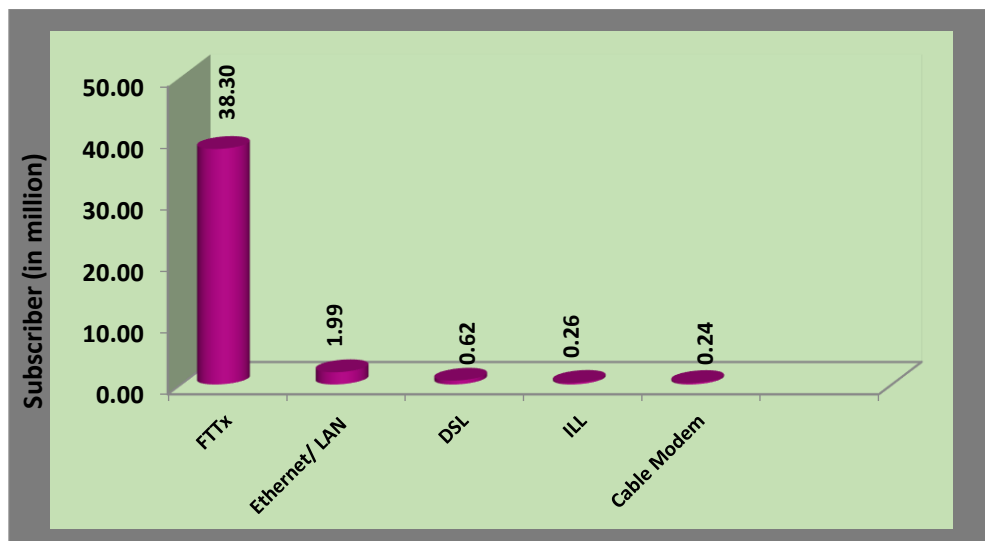


Chart 1.23 : Technology^s trend for Fixed (Wired) Internet



67. Number of internet subscribers per 100 populations (internet tele-density) increased from 68.19 as on 31st March, 2024 to 68.63 as on 31st March, 2025. Rural internet tele-density increased from 44.16 to 45.03 however urban internet tele-density decreased from 111.75 to 110.79 from Mar-24 to Mar-25.

Division Multiple Access (WCDMA), High Speed Data (HSD), High Speed Internet Access (HSIA), Wireless Fidelity (Wi-Fi), Worldwide Interoperability for Microwave Access (Wi-Max), Very Small Aperture Terminal (VSAT)

[§] DSL – Digital Subscriber Line, LAN – Local Area Network

Table 1.41: Subscriber Base & Tele-density - Rural & Urban

| Year ending | Internet Subscribers (million) | | | Internet tele-density (%) | | |
|--------------------------------------|--------------------------------|---------------|---------------|---------------------------|---------------|--------------|
| | Rural | Urban | Total | Rural | Urban | Overall |
| Mar-2022 | 331.81 | 493.08 | 824.89 | 37.06 | 102.82 | 60.00 |
| Mar-2023 | 357.99 | 523.26 | 881.25 | 39.84 | 107.11 | 63.53 |
| Mar-2024 | 398.35 | 556.05 | 954.40 | 44.16 | 111.75 | 68.19 |
| Mar-2025 | 407.69 | 561.42 | 969.10 | 45.03 | 110.79 | 68.63 |
| Growth Mar-25 over Mar-24 (%) | 2.34 | 0.97 | 1.54 | 1.97 | -0.86 | 0.65 |

Table 1.42: Service Area wise number of Internet Subscribers per 100 population at the end of Mar-25

| Service Area | Internet Subscribers (in million) | | | No. of Internet subscribers per 100 population | | |
|------------------|-----------------------------------|-------|-------|--|--------|--------|
| | Rural | Urban | Total | Rural | Urban | Total |
| Andhra Pradesh | 31.05 | 41.60 | 72.65 | 58.83 | 106.06 | 78.96 |
| Assam | 13.38 | 6.95 | 20.33 | 43.66 | 120.69 | 55.84 |
| Bihar | 48.51 | 25.23 | 73.73 | 33.66 | 93.45 | 43.10 |
| Delhi | 1.58 | 56.06 | 57.63 | - | - | 259.86 |
| Gujarat | 19.48 | 37.22 | 56.70 | 52.55 | 98.77 | 75.85 |
| Haryana | 9.68 | 11.08 | 20.76 | 55.17 | 82.59 | 67.05 |
| Himachal Pradesh | 4.00 | 2.67 | 6.67 | 59.16 | 341.95 | 88.45 |
| Jammu & Kashmir | 4.89 | 5.45 | 10.34 | 50.32 | 124.20 | 73.30 |
| Karnataka | 21.47 | 38.83 | 60.30 | 57.36 | 124.70 | 87.94 |
| Kerala | 18.27 | 17.85 | 36.12 | 248.13 | 62.01 | 99.94 |
| Madhya Pradesh | 29.69 | 37.32 | 67.00 | 34.88 | 108.13 | 56.01 |
| Maharashtra* | 32.16 | 47.23 | 79.40 | 50.92 | 121.95 | 86.05 |
| Mumbai* | 1.30 | 31.17 | 32.47 | | | |
| North East | 5.44 | 4.97 | 10.41 | 52.96 | 86.03 | 64.85 |
| Orissa | 17.10 | 8.79 | 25.89 | 47.55 | 102.23 | 58.09 |
| Punjab | 9.64 | 19.01 | 28.65 | 53.92 | 130.94 | 88.43 |
| Rajasthan | 26.07 | 25.97 | 52.04 | 43.05 | 116.51 | 62.82 |
| Tamil Nadu | 18.37 | 46.26 | 64.63 | 51.58 | 106.47 | 81.75 |

| Service Area | Internet Subscribers (in million) | | | No. of Internet subscribers per 100 population | | |
|--------------|--------------------------------------|---------------|---------------|---|---------------|--------------|
| | Rural | Urban | Total | Rural | Urban | Total |
| UP (East)* | 46.46 | 32.38 | 78.84 | 36.59 | 94.02 | 50.90 |
| UP (West)* | 22.93 | 26.78 | 49.71 | | | |
| Kolkata* | 1.37 | 18.19 | 19.56 | 41.64 | 100.94 | 64.04 |
| West Bengal* | 24.84 | 20.42 | 45.26 | | | |
| Total | 407.69 | 561.42 | 969.10 | 45.03 | 110.79 | 68.63 |

* Population data/projections are available state-wise only.

Notes:

1. No. of total internet subscribers per 100 population is derived from the subscriber data provided by the operators and the projection of population.
2. With effect from 1st January, 2020, the projection of population is based on the 'Report of the Technical Group on Population Projections for India and States 2011 – 2036'.
3. The bifurcation of rural and urban subscriber data provided by the operators is based on different sources. E.g. one operator is deriving information from <https://censusindia.gov.in/census.website/> while others are procuring the data from concerned authorities/third party.
4. Data/information for Andhra Pradesh includes Telengana, Madhya Pradesh includes Chhatisgarh, Bihar includes Jharkhand, Maharashtra includes Goa, Uttar Pradesh includes Uttarakhand, West Bengal includes Sikkim and North-East includes Arunachal Pradesh, Manipur, Meghalaya, Mizoram, Nagaland & Tripura states.

Table 1.43: State/UT wise number of Internet Subscribers per 100 population at the end of Mar-25

| S.N. | State(s) | Total Subscribers (In million) | | | Tele-density (%) | | |
|------|-------------------|--------------------------------|-------|--------|------------------|--------|--------|
| | | Rural | Urban | Total | Rural | Urban | Total |
| 1 | Andhra Pradesh | 17.98 | 18.49 | 36.47 | 53.94 | 91.49 | 68.11 |
| 2 | Arunachal Pradesh | 0.54 | 0.39 | 0.93 | 46.18 | 92.72 | 58.33 |
| 3 | Assam | 13.38 | 6.95 | 20.33 | 43.66 | 120.69 | 55.84 |
| 4 | Bihar | 37.57 | 16.80 | 54.37 | 32.86 | 103.39 | 41.63 |
| 5 | Chattisgarh | 8.55 | 8.96 | 17.51 | 38.32 | 104.34 | 56.67 |
| 6 | Goa | 0.63 | 1.78 | 2.41 | 178.21 | 143.80 | 151.38 |
| 7 | Gujarat | 19.18 | 36.67 | 55.86 | 52.09 | 100.56 | 76.21 |
| 8 | Haryana | 10.11 | 20.02 | 30.14 | 57.61 | 149.29 | 97.32 |
| 9 | Himachal Pradesh | 4.00 | 2.67 | 6.67 | 59.16 | 341.96 | 88.45 |
| 10 | Jharkhand | 10.94 | 8.43 | 19.37 | 36.76 | 78.45 | 47.82 |
| 11 | Karnataka | 21.47 | 38.83 | 60.30 | 57.36 | 124.70 | 87.94 |
| 12 | Kerala | 18.22 | 17.84 | 36.06 | - | - | 99.97 |
| 13 | Madhya Pradesh | 21.13 | 28.36 | 49.50 | 33.65 | 109.39 | 55.78 |
| 14 | Maharashtra | 32.84 | 76.62 | 109.46 | 50.24 | 121.53 | 85.24 |
| 15 | Manipur | 0.98 | 1.32 | 2.30 | 44.40 | 122.02 | 70.01 |
| 16 | Meghalaya | 1.34 | 0.75 | 2.08 | 49.45 | 105.53 | 61.08 |
| 17 | Mizoram | 0.54 | 0.70 | 1.24 | 95.65 | 100.45 | 98.31 |
| 18 | Nagaland | 0.98 | 0.68 | 1.66 | 84.09 | 61.15 | 72.90 |
| 19 | Odisha | 17.10 | 8.78 | 25.89 | 47.55 | 102.22 | 58.09 |
| 20 | Punjab | 9.60 | 17.59 | 27.19 | 53.70 | 132.62 | 87.31 |
| 21 | Rajasthan | 26.07 | 25.97 | 52.04 | 43.05 | 116.51 | 62.82 |
| 22 | Sikkim | 0.37 | 0.27 | 0.64 | 113.38 | 71.86 | 91.25 |

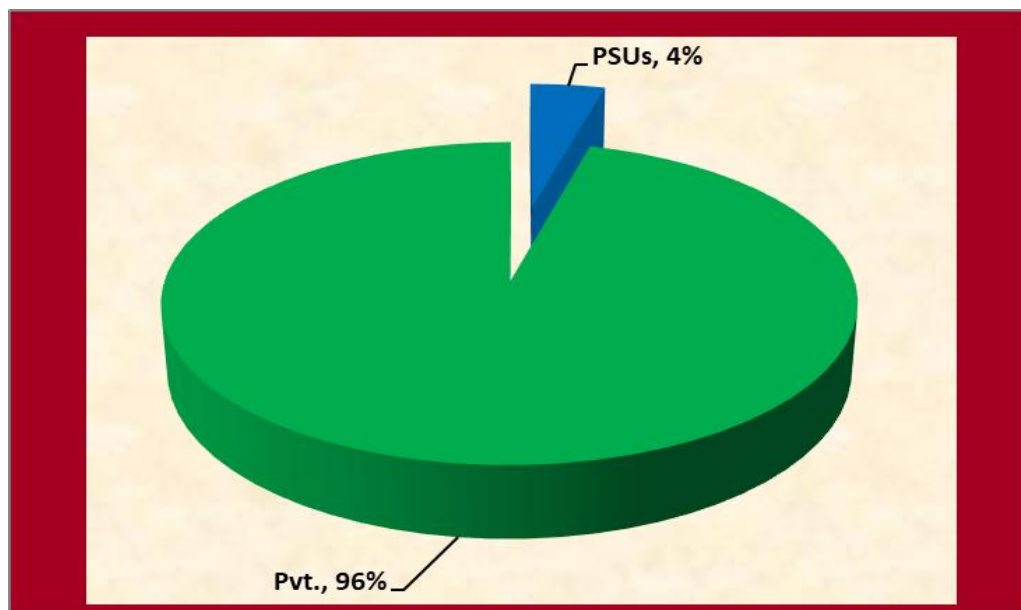
| | | | | | | | |
|--------------------------|--|---------------|---------------|---------------|--------------|---------------|--------------|
| 23 | Tamil Nadu incl. Chennai | 18.01 | 45.47 | 63.48 | 51.31 | 107.67 | 82.09 |
| 24 | Telangana | 13.08 | 23.11 | 36.19 | 67.21 | 121.54 | 94.07 |
| 25 | Tripura | 1.07 | 1.13 | 2.19 | 43.16 | 64.21 | 51.91 |
| 26 | Uttar Pradesh (UPE+UPW) | 65.41 | 65.72 | 131.14 | 35.92 | 112.26 | 54.49 |
| 27 | Uttarakhand | 4.81 | 5.05 | 9.86 | 64.11 | 115.25 | 82.97 |
| 28 | West Bengal incl. Kolkata | 25.61 | 38.13 | 63.75 | 41.05 | 101.17 | 63.69 |
| Union Territories | | | | | | | |
| 1 | Andaman & Nicobar Islands | 0.23 | 0.21 | 0.43 | 101.91 | 113.72 | 107.25 |
| 2 | Chandigarh | 0.03 | 1.36 | 1.39 | - | - | 110.73 |
| 3 | Dadar & Nagar Haweli (incl. Daman & Diu) | 0.30 | 0.55 | 0.84 | 122.72 | 45.00 | 57.87 |
| 4 | Delhi | 0.31 | 35.56 | 35.88 | - | - | 161.76 |
| 5 | Jammu & Kashmir | 4.58 | 5.34 | 9.92 | 48.09 | 124.53 | 71.85 |
| 6 | Ladakh | 0.32 | 0.11 | 0.43 | 153.33 | 111.87 | 139.93 |
| 7 | Lakshdweep | 0.05 | 0.004 | 0.05 | - | - | 75.90 |
| 8 | Puduchery | 0.36 | 0.79 | 1.15 | 70.17 | 65.23 | 66.69 |
| Total | | 407.69 | 561.42 | 969.10 | 45.03 | 110.79 | 68.63 |

Top five Telecom Service Areas in terms of internet subscriptions (wired+wireless) are: -

| S. No. | Telecom Service Area | Mar-25 |
|--------|----------------------|--------|
| 1 | Maharashtra | 79.40 |
| 2 | Uttar Pradesh East | 78.84 |
| 3 | Bihar | 73.73 |
| 4 | Andhra Pradesh | 72.65 |
| 5 | Madhya Pradesh | 67 |

68. Share of private internet service providers in total internet subscriber base is 96%, at end of Mar-25. The following charts present the composition of market share of PSUs and Private Internet service providers.

Chart 1.24 : Market share of PSUs and Private Internet Service Providers



Public WiFi Hotspot

69. A public Wi-Fi hotspot is an area where you can access Wi-Fi enabled internet. These areas are usually created in places such as malls, coffee shops, airports, stadiums, and parks to name a few. As per the information furnished by service providers, the details as of 31st March 2025 are tabulated below. State/UT wise information on Public Wi-Fi Hotspots, as on 31st March 2025, available at **Annexure-1.6**.

Table 1.44 : No. of Public Wi-Fi Hotspots, Access Points, Wi-Fi Users

| S.N. | Category | As on 31.03.2024 | As on 31.03.2025 |
|------|------------------------------|---------------------|---------------------|
| 1. | Public Wi-Fi Hotspots | 165147 | 55052 |
| 2. | Number of Access Points | 385083 | 162901 |
| 3. | Number of unique Wi-Fi Users | 7100892 | 7310639 |

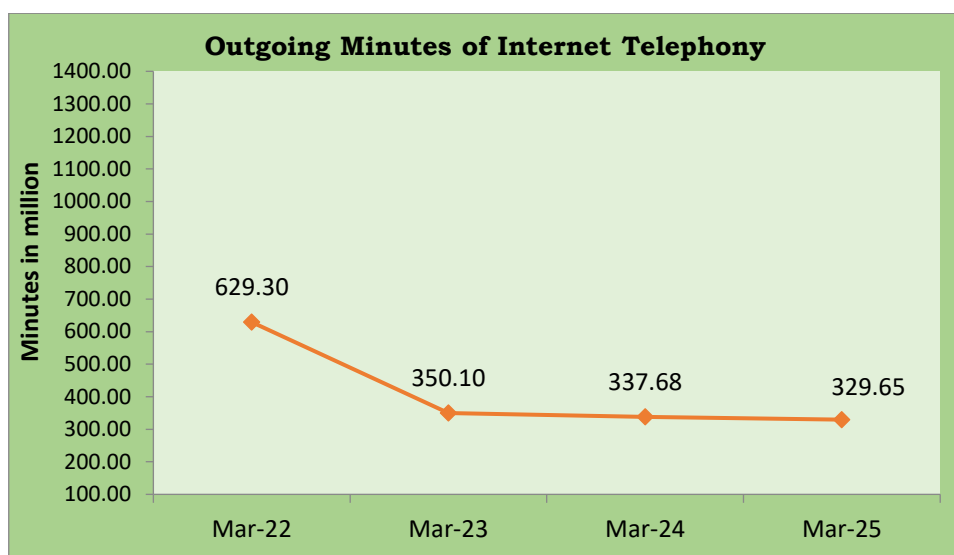
Internet Telephony**

70. As per the reports received from 17 service providers, providing Internet Telephony services, the total outgoing minutes of usage (MoU) for internet telephony is 329.65 million during the year 2024-25 as compare to 337.68 million during the year 2023-24. List of Internet Telephony Service providers is available at **Annexure-1.7**.

** Internet Telephony : Internet telephony is used as a generic term for the conveyance of voice, fax and related services, partially or wholly over packet-based, IP-based networks.

(Source-ITU)

Chart 1.25 : Trend in MOU for Internet Telephony

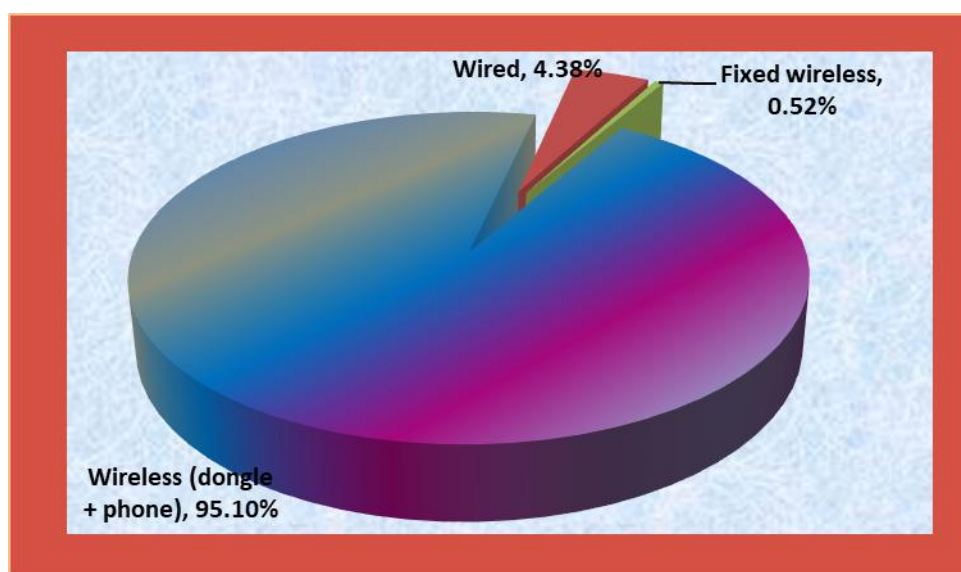


Part-II : Broadband Service (Download Speed \geq 2Mbps)

71. The total number of broadband subscribers increased from 924.07 million at the end of Mar-24 to 944.12 million at the end of Mar-25 with yearly growth rate of 2.17%. Out of total 944.12 million number of broadband subscribers, number of wired broadband subscribers are 41.39 million and number of wireless broadband subscribers are 902.75 million at the end of Mar-25.
72. Top five broadband (wired+wireless) service providers in term of subscribers are Reliance Jio 476.58 million, Bharti Airtel 289.31 million, Vodafone Idea Ltd 126.41 million, BSNL 34.57 million and Atria Convergence 2.29 million.
73. In wired broadband segment, Reliance Jio Infocomm Ltd. holds 27.73% market share with 11.48 million subscribers followed by Bharti Airtel Ltd. with market share of 20.67% and 8.55 million subscribers at the end of Mar-25.

74. In wireless broadband segment, Reliance Jio holds 51.52% market share with 465.10 million subscribers followed by Bharti Airtel Ltd. 31.10% market share with 280.76 million subscribers at the end of Mar-25.
75. Top five service areas in respect of broadband subscriptions at the end of Mar-25 are Maharashtra 78.21 million, U.P.-East 77.01 million, Bihar 72.29 million, Andhra Pradesh 71.10 million and Madhya Pradesh 66.13 million.
76. The following chart depicts the composition of technology wise broadband subscriptions as on 31st March, 2025.

Chart 1.26 : Composition of Broadband subscription – Technology wise

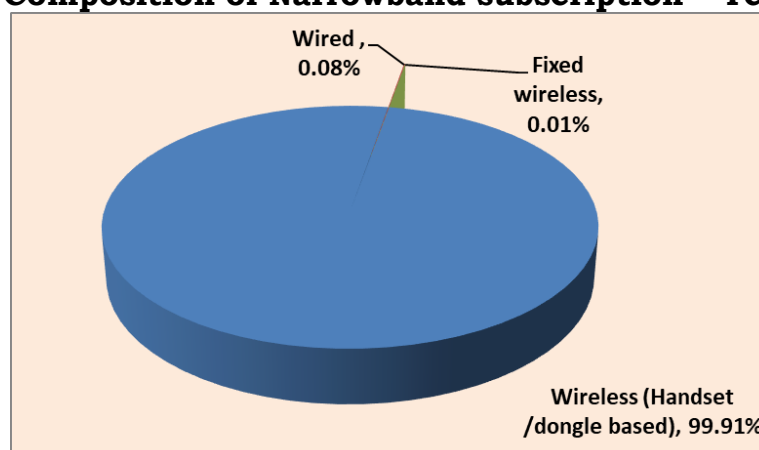


77. Mobile Device (dongle+phone) is the most popular mode of broadband access and it constitutes 95.10% of total broadband subscribers at the end of Mar-25. On the other hand, share of wired internet subscribers is only 4.38% during the same period.

Part-III : Narrowband Service (Download Speed <2Mbps)

78. Total number of narrowband subscribers decreased from 30.34 million at the end of Mar-24 to 24.98 million at the end of Mar-25 with the yearly rate of decline of 17.66%. Out of 24.98 million narrowband subscribers, number of Wired Narrowband subscribers are 0.02 million and number of Wireless Narrowband subscribers are 24.96 million, at the end of Mar-25.
79. The top five narrowband (wired+wireless) service providers in term of subscriber base are Bharti Airtel 14.30 (as per data reported in Nov-24) million, Vodafone Idea Ltd 7.70 million, BSNL 2.96 million, MTNL 0.01 million and NCore Creative Technologies Pvt. Ltd. (VNO) 0.001 million at the end of Mar-25.
80. In wired narrowband segment, BSNL hold 77.57% market share with 0.02 million subscribers followed by Reliance Communications Limited with 0.001 million subscribers.
81. In wireless narrowband segment, Bharti Airtel holds 57.30% market share with 14.30 (as per data reported in Nov-24) million subscribers followed by Vodafone Idea Ltd with 7.70 million subscribers at the end of Mar-25.
82. The following chart depicts the composition of technology wise narrowband subscription as on 31st March, 2025.

Chart 1.27 : Composition of Narrowband subscription – Technology wise



Section E : Other Value Added Services - PMRTS & VSAT

Public Mobile Radio Trunk Services (PMRTS)

83. The subscriber base of Public Mobile Radio Trunk Service (PMRTS) increased from 65,880 at the end of Mar-24 to 67,023 at the end of Mar-25 with yearly rate of growth 1.73%.

Table 1.45: PMRTS Subscriber base - Service Provider wise

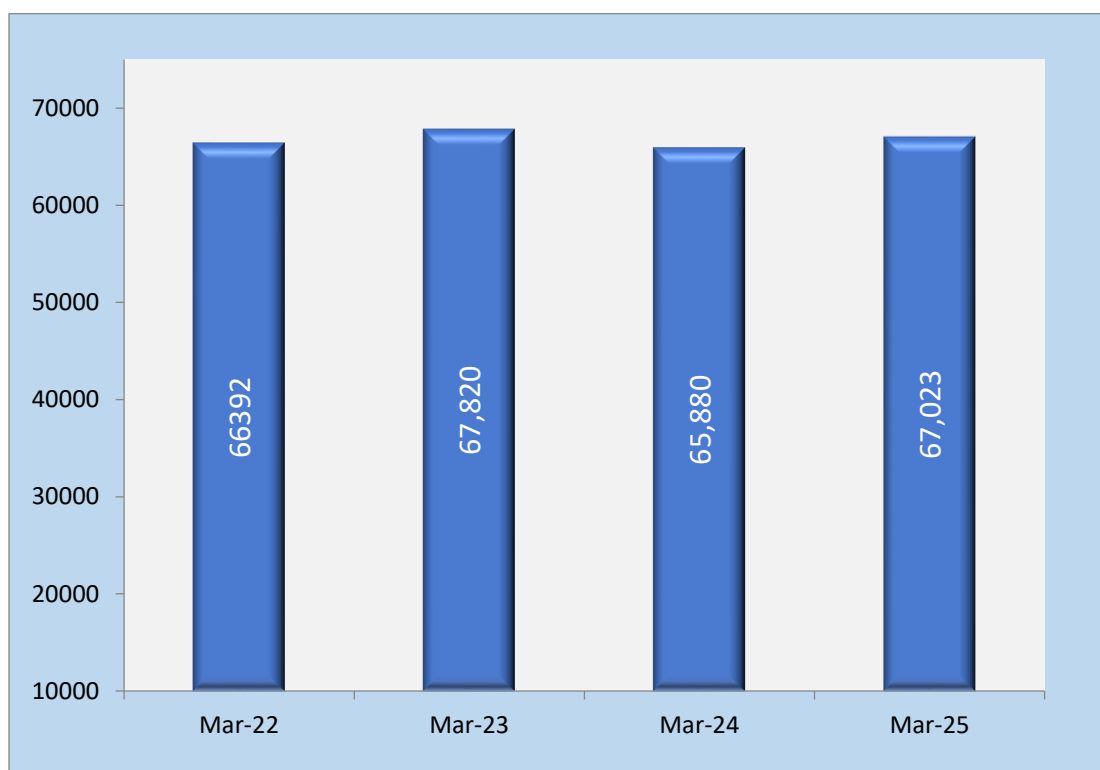
| Sl. No. | Name of the Service Provider | Subscriber Base as on 31.03.2024 | Subscriber Base as on 31.03.2025 | Net Addition in Subscribers | Market share as on 31.03.2025 |
|---------|--|----------------------------------|----------------------------------|-----------------------------|-------------------------------|
| 1 | Arya Omnitalk Radio Trunking Services Pvt.Ltd. | 53,076 | 54,024 | 948 | 80.61% |
| 2 | Array | - | 8,408 | - | 12.54% |
| 3 | Inative Networks Pvt Ltd | 1,820 | 1,820 | 0 | 2.72% |
| 4 | Airtalk Solutions & Services Pvt Ltd | 1,310 | 1,625 | 315 | 2.42% |
| 5 | Wiwonet Solutions Pvt Ltd | 1,146 | 1,146 | 0 | 1.71% |
| 6 | Procall Ltd. | 4,320 | - | -4320 | 0.00% |
| 7 | Quick Call | 1,982 | - | -1982 | 0.00% |
| 8 | Smartalk Pvt Ltd | 1,403 | - | -1403 | 0.00% |
| 9 | Bhilwara Telenet Services Pvt Ltd | 823 | - | -823 | 0.00% |
| | Total | 65,880 | 67,023 | 1,143 | 100% |

Note: (In accordance with DOT letter no: No 311-270/2021-CS-I Dated 29/10/2024 reg. - Taking on record the demerger of PMRTS division of M/s Procall Private Limited, M/s Quickcall Private Limited, M/s Smartalk Private Limited and M/s Bhilwara Private Limited and vesting thereof in M/s Array Team Call Private Limited.

84. M/s Arya Omnitalk Radio Trunking Services Pvt. Ltd. is the market leader in PMRTS with 80.61% share of total subscription as on 31st Mar-25. Detailed table on Service Area wise subscriber base of PMRTS is available at **Annexure-1.8**.

85. The following chart depicts the trend of number of PMRTS subscribers during last four years.

Chart 1.28 : Trend of number of PMRTS subscribers



Very Small Aperture Terminal (VSAT)

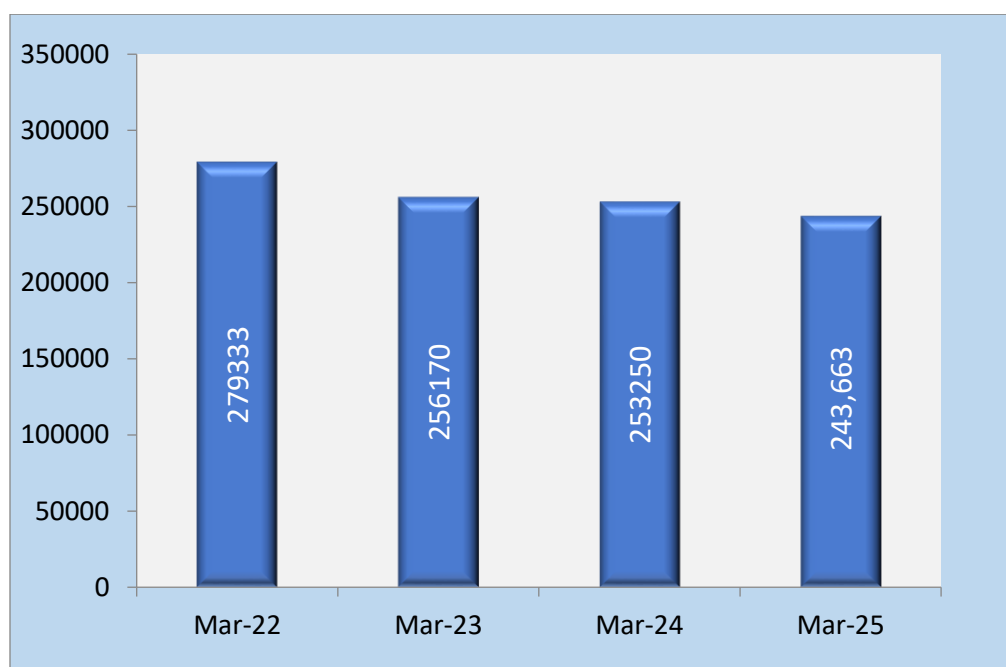
86. The total number of Very Small Aperture Terminal (VSAT) subscribers decreased from 2,53,250 at the end of Mar-24 to 2,43,663 at the end of Mar-25. Net loss in VSAT subscribers during at the end Mar-25 has been 9,587 at the yearly rate of decline of 3.79%.
87. Hughes Communication Limited continues to be the market leader with subscriber base of 1,73,140 followed by Nelco Ltd with subscriber base of 63,341 at the end of Mar-25.

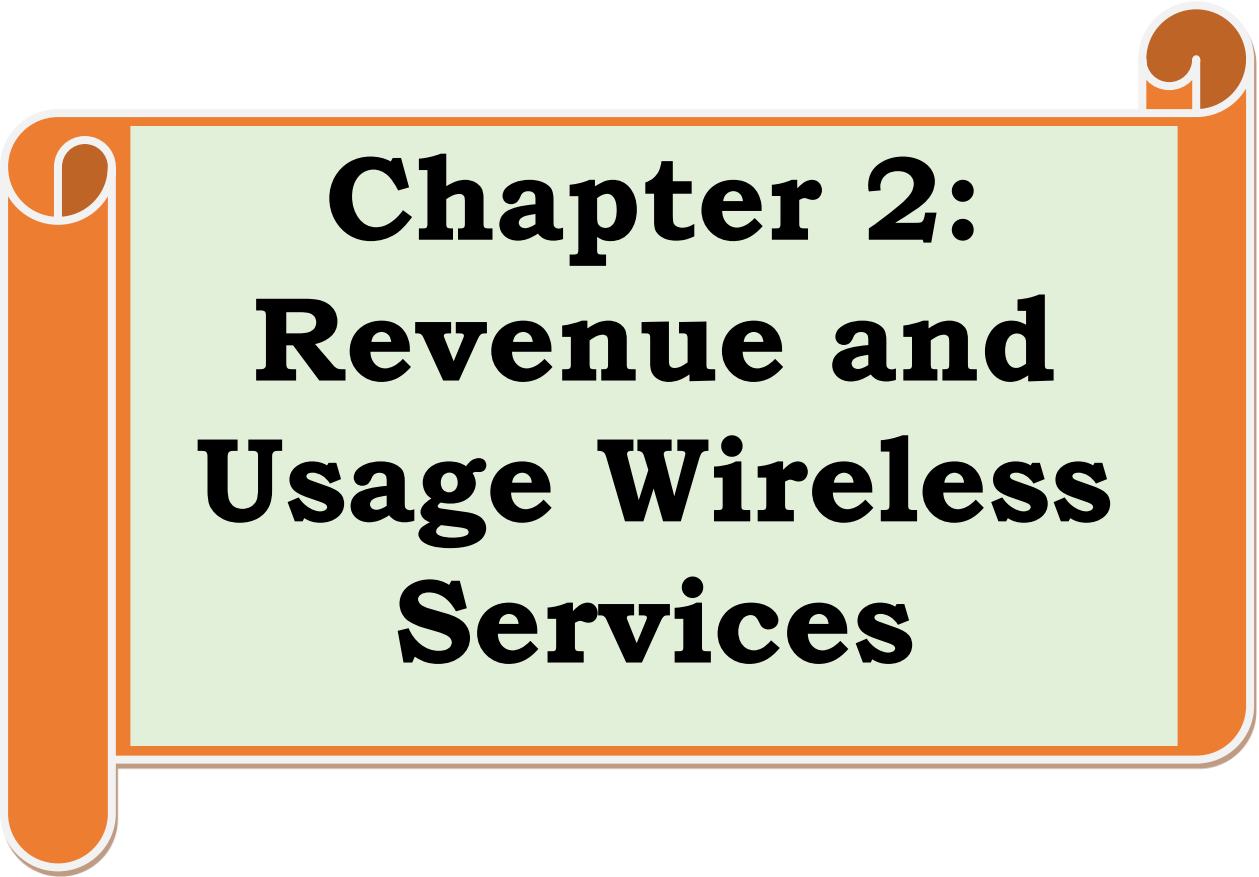
Table 1.46: VSAT Service Providers currently providing service & their subscriber base

| Sr. No | Name of Service Providers | Subscriber base at the Quarter ending | | Net Addition | Growth | Market Share Mar-25 |
|--------|----------------------------|---------------------------------------|-----------------|--------------|---------------|---------------------|
| | | Mar-24 | Mar-25 | | | |
| 1 | Hughes Communications Ltd. | 1,79,732 | 173,140 | -6592 | -3.67% | 71.06% |
| 2 | Nelco Ltd. | 65,484 | 63,341 | -2143 | -3.27% | 26.00% |
| 3 | BSNL | 5,333 | 4,387 | -946 | -17.74% | 1.80% |
| 4 | Infotel Satcom | 2,694 | 2,686 | -8 | -0.30% | 1.10% |
| 5 | JIO-VSAT | - | 102 | 102 | - | 0.04% |
| 6 | Cloudcast Digital | 7 | 7 | 0 | 0.00% | 0.003% |
| | Total | 2,53,250 | 2,43,663 | -9587 | -3.79% | 100 |

88. During the year 2024-25 all service providers have shown decline in their subscribers.

Chart 1.29 : Trend of Number of VSAT Subscribers





Chapter 2: Revenue and Usage Wireless Services

-
- For all the parameters, Metros indicate data for Delhi, Mumbai & Kolkata. Data for Chennai service area has been included in Circle A, as part of TN.
 - ARPU arrived after adjusting interconnect usage charges and roaming settlement charges.
 - The data contained in the section A & B covers the licensees, who have been providing service during the entire period from 1st April, 2024 to 31st March, 2025 in the various service areas.

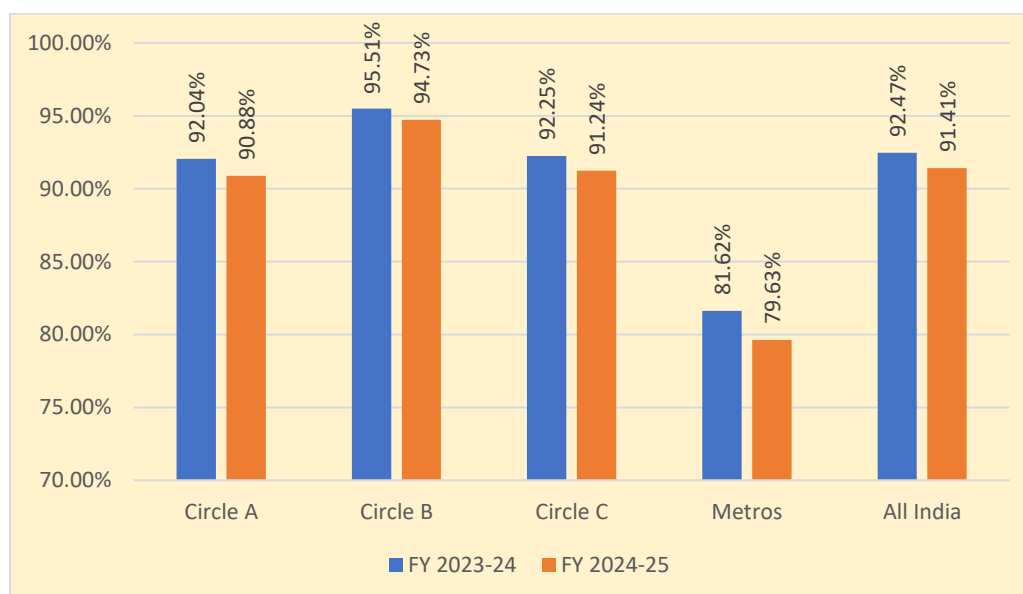
1. The following table presents a Key Indicators of Wireless Revenue and Usage for the year 2024-25 compared to the previous year 2023-24 and yearly growth.

Table 2.1 : Key Indicators – Wireless Service

| Parameter | 2023-24 | 2024-25 | Yearly Changes (%) |
|---|---------|---------|--------------------|
| Share of prepaid subscribers | 92.47% | 91.41% | -1.15% |
| Incoming MOUs per subscriber per month | 482.70 | 500.26 | 3.64% |
| Outgoing MOUs per subscriber per month | 479.91 | 500.01 | 4.19% |
| Total MOUs per subscriber per month | 962.61 | 1000.27 | 3.91% |
| No. of outgoing SMS per subscriber per month | 11.41 | 10.94 | -4.16% |
| Average Revenue per user (ARPU) per month (Rs.) | 149.25 | 174.46 | 16.89% |

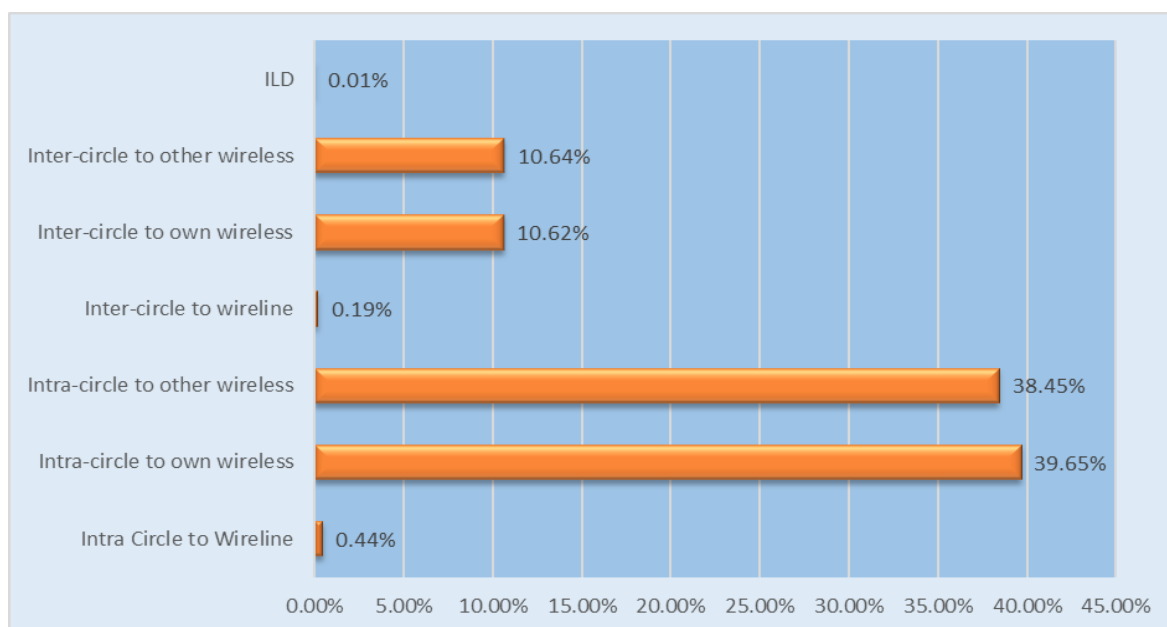
2. Share of prepaid wireless subscriber over total wireless subscribers decreased from 92.47% in 2023-24 to 91.41% in 2024-25. The following chart depicts Category-wise share (%) of wireless prepaid subscribers during the year 2023-24 and 2024-25.

Chart 2.1: % Share of Prepaid Subscribers over total wireless subscribers



3. The following chart depicts % break-up of outgoing minutes from Home Service Area to inter-circles and intra-circles for wireless service: -

Chart 2.2: % break-up of outgoing minutes from Home Service Area (HSA) during the year 2024-25



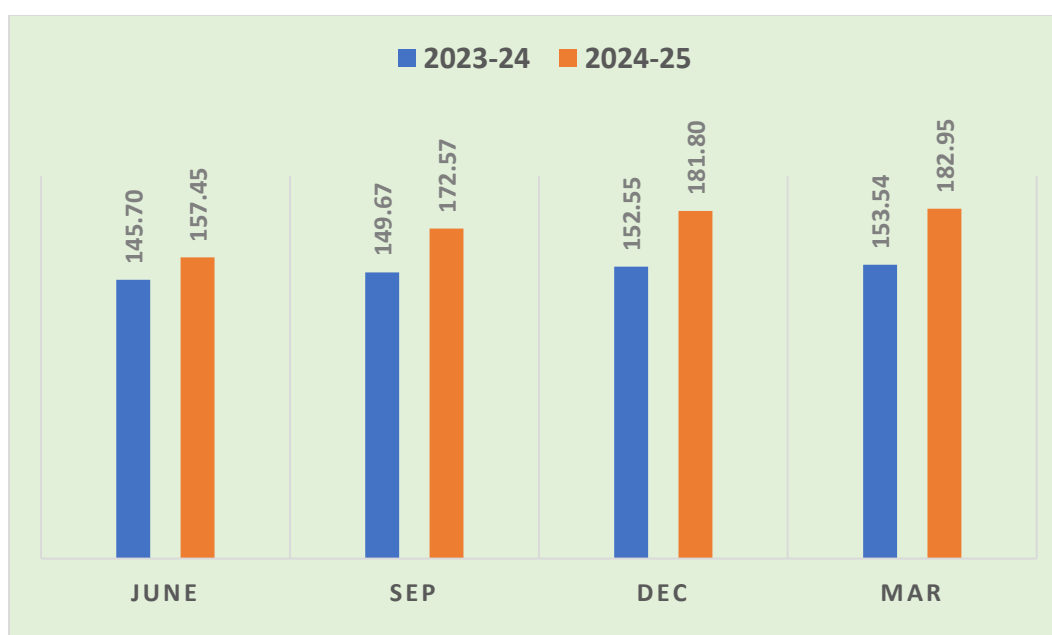
A. Average Revenue Per User

4. Average Revenue Per User (ARPU) per month for wireless service increased from Rs.149.25 in 2023-24 to Rs.174.46 in 2024-25, thereby showing a yearly growth rate of 16.89%.
5. The following table presents the ARPU per month for various categories of circles and various platforms for payment viz. post-paid and pre-paid.

Table 2.2: Average Revenue Per User (ARPU) per month (Rs.)

| Category | Postpaid | | Prepaid | | Blended | |
|------------------|---------------|---------------|---------------|---------------|---------------|---------------|
| | 2023-24 | 2024-25 | 2023-24 | 2024-25 | 2023-24 | 2024-25 |
| Circle A | 209.84 | 205.49 | 164.73 | 196.26 | 168.32 | 197.10 |
| Circle B | 155.20 | 150.40 | 137.98 | 164.41 | 138.75 | 163.67 |
| Circle C | 157.10 | 158.90 | 142.00 | 167.09 | 143.17 | 166.38 |
| Metro | 196.48 | 192.03 | 124.40 | 145.91 | 137.65 | 155.31 |
| All India | 184.63 | 180.86 | 146.37 | 173.84 | 149.25 | 174.46 |

6. Average Revenue Per User (ARPU) per month for postpaid service decreased from Rs.184.63 during the year 2023-24 to Rs.180.86 in 2024-25. However, ARPU per month for prepaid service increased from Rs.146.37 to Rs.173.84 during the same period.
7. The following chart presents the Quarterly trend for ARPU per month during the year 2023-24 and 2024-25.

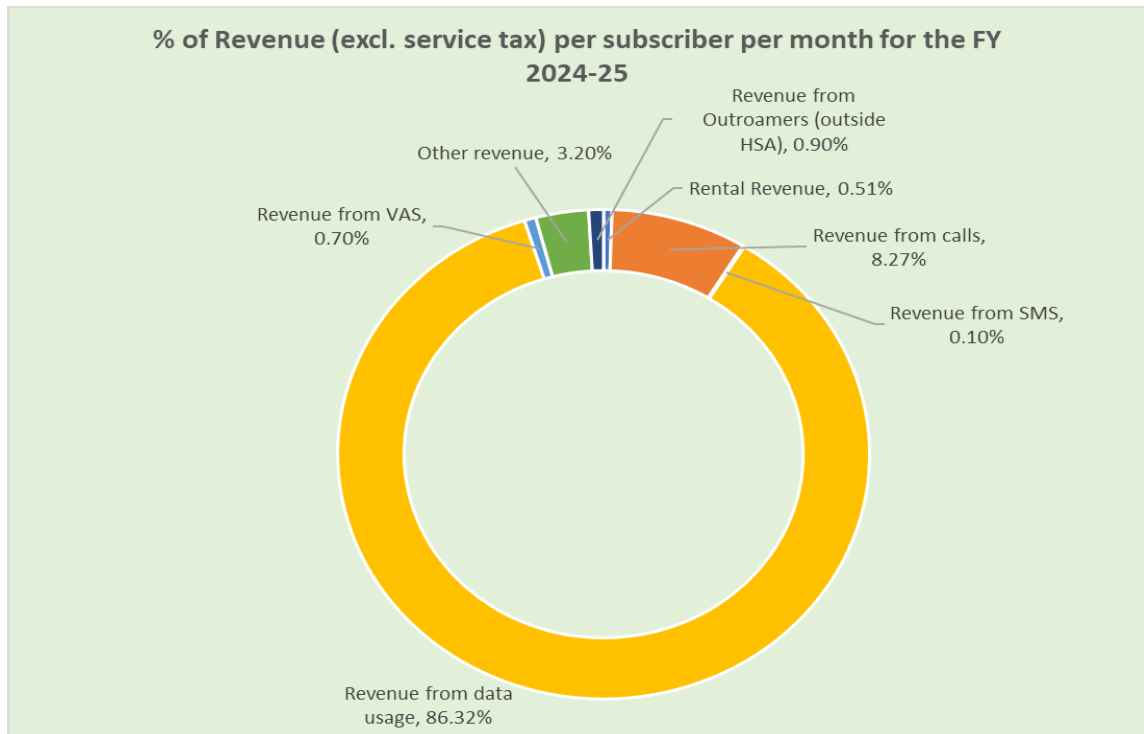
Chart 2.3: Trend of ARPU (Rs.) per month of Wireless Service during the quarter during the year 2023-24 and 2024-25

**Table 2.3 : Composition of Average Revenue Per User (ARPU)
per month (Rs.)**

| Sl. No. | Item | Revenue (excl. GST) per subscriber per month for the FY 2023-24 | Revenue (excl. GST) per subscriber per month for the FY 2024-25 | % of Revenue (excl. GST) per subscriber per month for the FY 2024-25 |
|---------|--|---|---|--|
| 1 | A. Usage from Home Service Area | | | |
| 1.1. | Rental Revenue | 0.83 | 0.92 | 0.51% |
| 1.2. | Revenue from calls | 15.04 | 14.90 | 8.27% |
| 1.3. | Revenue from SMS | 0.20 | 0.18 | 0.10% |
| 1.4. | Revenue from data usage | 134.01 | 155.56 | 86.32% |
| 1.5. | Revenue from VAS | 1.24 | 1.26 | 0.70% |
| 1.6. | Other revenue | 3.48 | 5.77 | 3.20% |
| 2 | B. Usage outside Home Service Area | | | |
| 2.1 | Revenue from Outroamers (outside HSA) | 1.35 | 1.63 | 0.90% |
| 3 | C. Total revenue from home subscribers (A+B) | 156.14 | 180.22 | 100% |
| 4 | D. Revenue from inroamers and interconnect charges received | 22.03 | 22.24 | |
| 5 | E. Total Gross Revenue (C+D) | 178.17 | 202.47 | |
| 6 | F. Net inter-operable settlement charges payable | -28.93 | -28.01 | |
| 7 | Net Revenue (ARPU) (5+6) | 149.25 | 174.46 | |

9. The following chart presents the comparison of share of Revenue as a percentage of total Revenue during the year 2024-25.

Chart 2.4: Composition of Revenue of wireless Service during the year 2024-25



10. It may be seen in the above chart that revenue from data usage comprises about 86.32% of total revenue from wireless services during the year 2024-25.

B. Usage Pattern

11. Average Minutes of Usage (MOUs) per subscriber per month increased from 962.61 during the year 2023-24 to 1000.27 in 2024-25 with yearly growth rate of 3.91%.
12. The following table presents the Minutes of Usage per subscriber per month for various categories of circles and various platforms for payment viz. post-paid and pre-paid.

Table 2.4: - Category-wise Minutes of Usages (MOUs) per subscriber per month: -

| Segment | MOUs | Year | Circle A | Circle B | Circle C | Metros | All India |
|----------|------------------|----------------|---------------|----------------|----------------|---------------|----------------|
| Postpaid | Outgoing MOU | 2023-24 | 271.37 | 270.64 | 352.35 | 241.62 | 277.61 |
| | | 2024-25 | 255.79 | 240.18 | 307.89 | 237.19 | 256.39 |
| | Incoming MOU | 2023-24 | 256.45 | 270.25 | 345.66 | 223.06 | 266.73 |
| | | 2024-25 | 243.21 | 240.67 | 303.83 | 218.04 | 246.99 |
| | Total MOU | 2023-24 | 527.82 | 540.89 | 698.01 | 464.68 | 544.35 |
| | | 2024-25 | 499.00 | 480.85 | 611.72 | 455.23 | 503.38 |
| Prepaid | Outgoing MOU | 2023-24 | 447.00 | 491.58 | 615.13 | 488.07 | 496.38 |
| | | 2024-25 | 477.07 | 516.68 | 636.42 | 512.52 | 522.90 |
| | Incoming MOU | 2023-24 | 443.66 | 499.42 | 637.25 | 466.43 | 500.28 |
| | | 2024-25 | 473.42 | 521.22 | 653.31 | 484.97 | 524.05 |
| | Total MOU | 2023-24 | 890.66 | 991.00 | 1252.38 | 954.49 | 996.66 |
| | | 2024-25 | 950.50 | 1037.91 | 1289.73 | 997.49 | 1046.95 |
| Blended | Outgoing MOU | 2023-24 | 433.02 | 481.65 | 594.78 | 442.76 | 479.91 |
| | | 2024-25 | 456.88 | 502.12 | 607.64 | 456.44 | 500.01 |
| | Incoming MOU | 2023-24 | 428.76 | 489.12 | 614.67 | 421.69 | 482.70 |
| | | 2024-25 | 452.42 | 506.44 | 622.69 | 430.60 | 500.26 |
| | Total MOU | 2023-24 | 861.78 | 970.77 | 1209.45 | 864.46 | 962.61 |
| | | 2024-25 | 909.30 | 1008.56 | 1230.33 | 887.04 | 1000.27 |

13. Minutes of Usage (MOUs) per subscriber per month for postpaid services decreased from 544 during the year 2023-24 to 503 in 2024-25. However, MoUs for prepaid services increased from 997 to 1047 during the same period.
14. Outgoing MoUs per subscriber per month increased from 480 during 2023-24 to 500 in 2024-25 and Incoming MoUs per subscriber per month also increased from 483 to 500 during the same period.

Table 2.5: Category-wise average number of outgoing SMS per subscriber per month

| Category | Postpaid | | Prepaid | | Blended | |
|------------------|-------------|-------------|--------------|--------------|--------------|--------------|
| | 2023-24 | 2024-25 | 2023-24 | 2024-25 | 2023-24 | 2024-25 |
| Circle A | 13.01 | 11.31 | 11.49 | 10.88 | 11.61 | 10.92 |
| Circle B | 6.68 | 4.90 | 10.61 | 10.32 | 10.43 | 10.04 |
| Circle C | 12.00 | 9.70 | 15.55 | 15.37 | 15.28 | 14.87 |
| Metros | 7.48 | 8.45 | 8.65 | 8.02 | 8.43 | 8.11 |
| All India | 9.99 | 8.79 | 11.53 | 11.14 | 11.41 | 10.94 |

15. Average number of outgoing SMS per subscriber per month decreased from 11.41 during year 2023-24 to 10.94 in 2024-25.
16. The following table presents the percentage break-up of outgoing minutes of usage from home service area to various categories of termination networks.

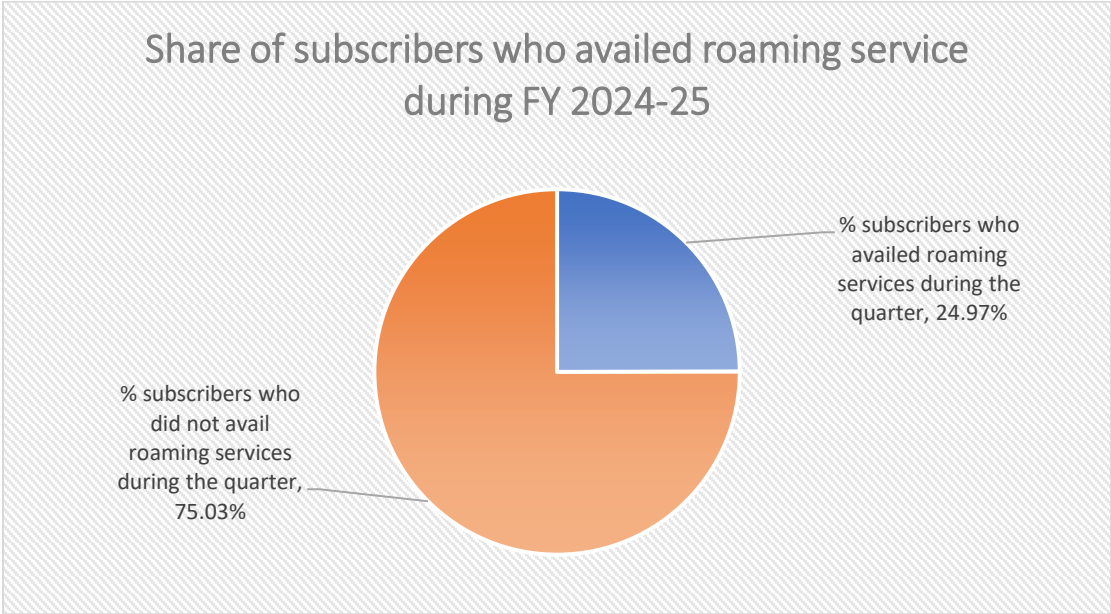
Table 2.6: Category-wise % break-up of outgoing minutes from Home Service Areas (HSA) for wireless service, at the end of Mar-2025

| Category | Intra Circle to Wireline | Intra-circle to own wireless | Intra-circle to other wireless | Inter-circle to wireline | Inter-circle to own wireless | Inter-circle to other wireless | ILD |
|------------------|--------------------------|------------------------------|--------------------------------|--------------------------|------------------------------|--------------------------------|--------------|
| Circle A | 0.41% | 42.30% | 42.83% | 0.17% | 7.09% | 7.20% | 0.01% |
| Circle B | 0.46% | 38.55% | 39.44% | 0.16% | 10.55% | 10.82% | 0.01% |
| Circle C | 0.34% | 42.19% | 32.61% | 0.18% | 13.00% | 11.68% | 0.00% |
| Metros | 0.72% | 28.68% | 30.64% | 0.41% | 18.95% | 20.57% | 0.03% |
| All India | 0.44% | 39.65% | 38.45% | 0.19% | 10.62% | 10.64% | 0.01% |

17. Out of total number of wireless subscribers, about 24.97% wireless subscribers availed roaming service during the year 2024-25. The

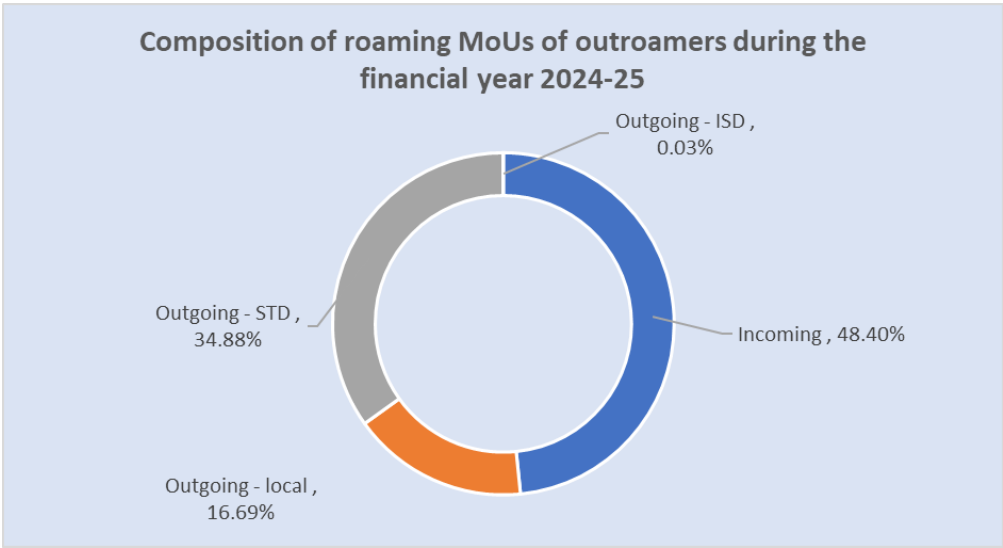
chart given below presents the share of wireless subscribers who availed roaming service during the year 2024-25.

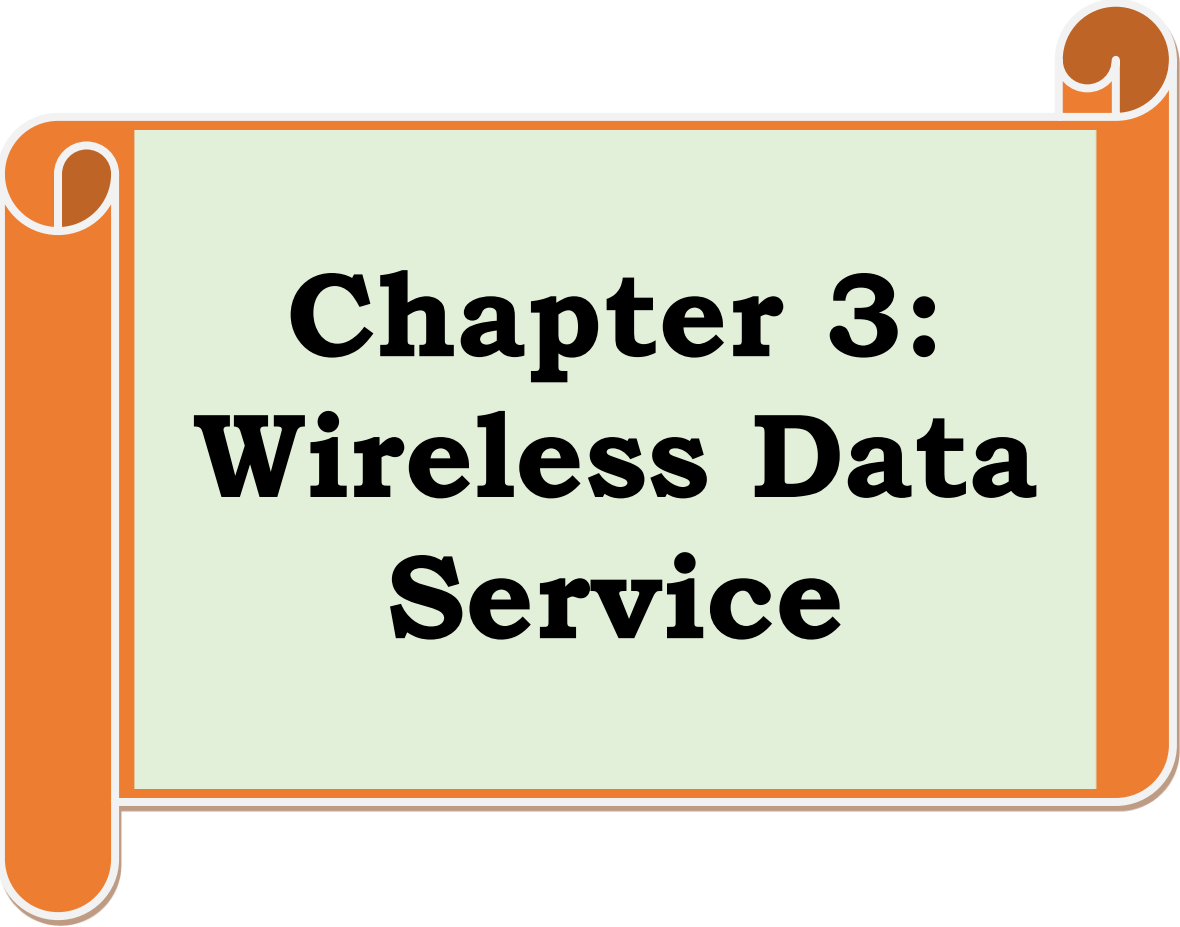
Chart 2.5: Share of subscribers who availed roaming service during the year 2024-25



18. The chart given below presents the composition of roaming MoUs of outroamers (who had availed roaming services) during the year 2024-25.

Chart 2.6: Composition of roaming MoUs of outroamers during the year 2024-25

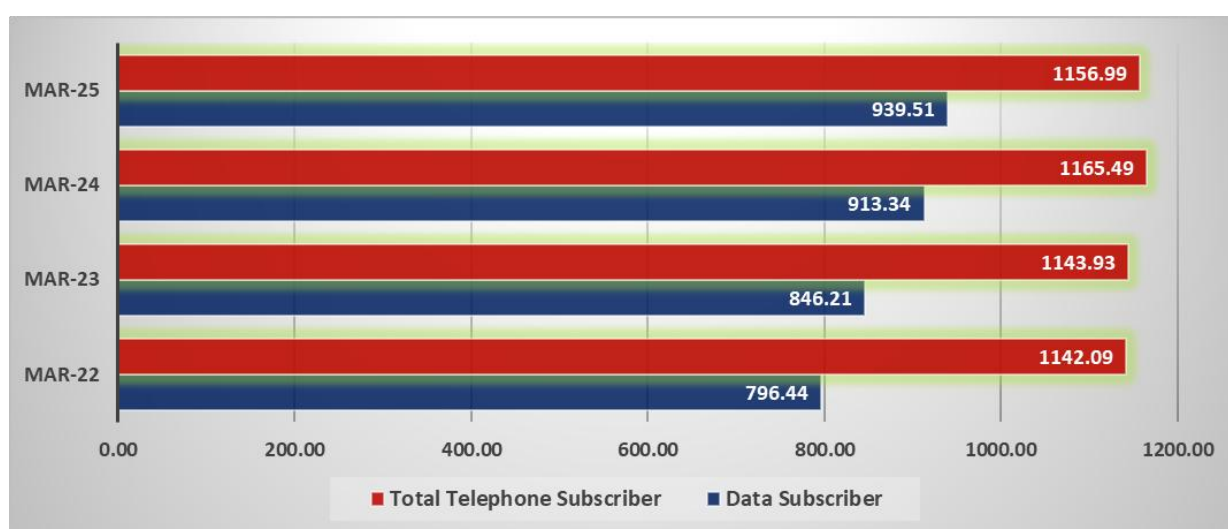




Chapter 3: Wireless Data Service

1. As per information received from the wireless access service providers, number of wireless data subscribers has increased from 913.34 million at the end of Mar-24 to 939.51 million at the end of Mar-25 with yearly growth rate of 2.87%. The number of wireless data subscribers was 227.91 million at the year ending 2013.
2. Total number of wireless telephone subscribers was 1156.99 million at the end of Mar-2025. Out of total number of wireless telephone subscribers, the number of wireless data subscriber was 939.51 million at the end of Mar-25. Thereby, share of wireless data subscribers was 81.20% of total wireless telephone subscribers at the end of Mar-2025.

Chart 3.1: Trend of total wireless telephone subscribers and total wireless data subscribers (in Million)



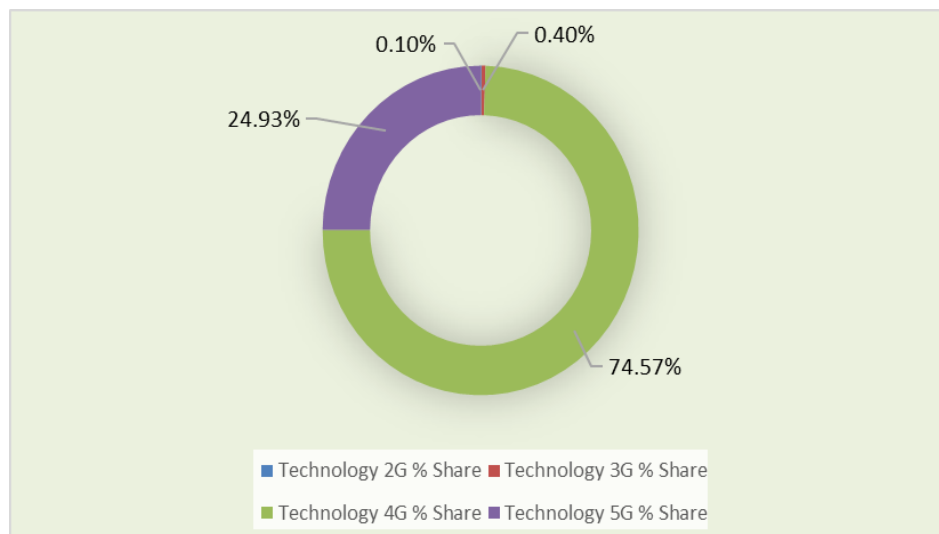
3. Total volume of wireless data usage increased from 1,94,774 PB during the year 2023-24 to 2,28,779 PB during the year 2024-25 with yearly growth of 17.46%.
4. Total volume of Wireless data usage comprises of data usage by 2G, 3G, 4G and 5G data subscribers. Technology-wise distribution of volume of wireless data usage is mentioned in the following table: -

Table 3.1: Wireless data usage (in PB)

| Period | 2G Data Usage | 3G Data Usage | 4G Data Usage | 5G Data Usage | Total Volume of Data Usage | Yearly Growth |
|---------|---------------|---------------|---------------|---------------|----------------------------|---------------|
| 2021-22 | 507 | 2057 | 134895 | 0 | 137459 | 31.91% |
| 2022-23 | 251 | 1598 | 158206 | 0 | 160054 | 16.44% |
| 2023-24 | 184 | 1314 | 172201 | 21074 | 194774 | 21.69% |
| 2024-25 | 218 | 915 | 170603 | 57042 | 228779 | 17.46% |

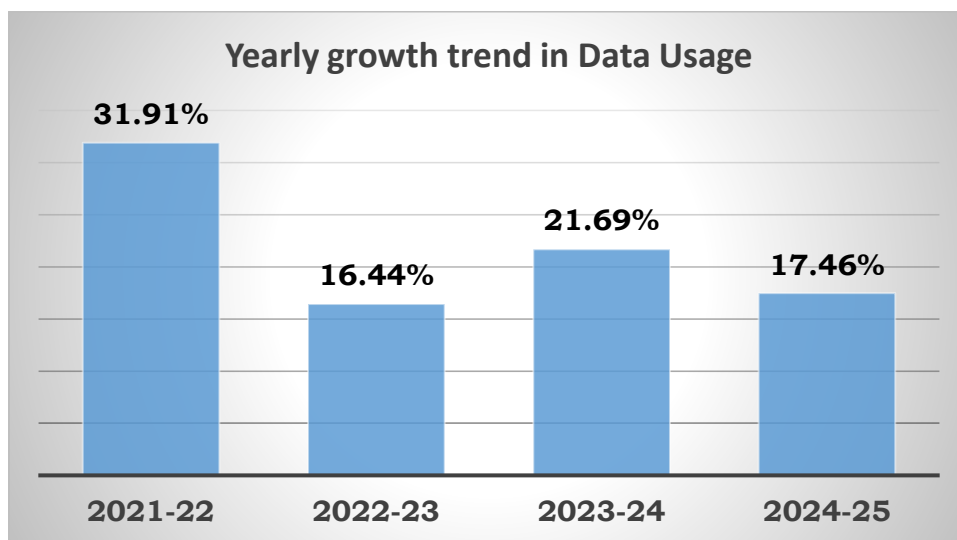
5. 5G technology was introduced in India during the year 2023. As can be seen from the table above, during a short period of time, 5G wireless data usage is increasing.
6. Out of total volume of wireless data usage of 2,28,779 PB in the year 2024-25, 4G (LTE) technology has major part of 74.57% with volume of 1,70,603 PB. Shares of 2G, 3G and 5G data usage are 0.10%, 0.40% and 24.93% respectively in total volume of wireless data usage in the year 2024-25.
7. Share of technology-wise data usage during the year 2024-25 is depicted in the following chart.

Chart 3.2 : Share of 2G, 3G, 4G and 5G data usage during 2024-25



8. The following chart depicts the trend of yearly growth of volume of wireless data usage during last four years.

Chart 3.3: Trend of yearly growth in volume of wireless data usage (%)



9. Total volume of wireless data usage decreased by 17.46% in the year 2024-25, as compared to the yearly growth rate of 21.69% in the year 2023-24.
10. Total revenue from wireless data usage increased from Rs.1,86,226 crore in the year 2023-24 to Rs.2,15,078 crore in the year 2024-25 with yearly growth rate of 15.49%.

Chart 3.4 : Trend of Wireless Data Revenue per year

| Period | Total Wireless Data Revenue (Rs. in crore) | Yearly Growth |
|---------|---|---------------|
| 2021-22 | 1,43,169 | 21.07% |
| 2022-23 | 1,74,144 | 21.63% |
| 2023-24 | 1,86,226 | 6.94% |
| 2024-25 | 2,15,078 | 15.49% |

11. Average Revenue for wireless data usage (Data ARPU) per data subscriber per month increased from Rs.211.36 in the year 2023-24 to Rs.231.64 in the year 2024-25.
12. Average revenue for data services has been derived on dividing of total yearly revenue of wireless data services by the average number of wireless data subscribers during the year. The following table and chart show the trend of Average Revenue Per Data User (data ARPU) per month for wireless data usage during the year 2021-22 to 2024-25.

Table 3.2 : Average Revenue for wireless data usage per data subscriber per month (in Rs.)

| Year | Total Wireless Data ARPU |
|---------|--------------------------|
| 2021-22 | 147.94 |
| 2022-23 | 176.59 |
| 2023-24 | 211.36 |
| 2024-25 | 231.64 |

Chart 3.5: Trend of Average Wireless Data Revenue per data subscriber per month (Data ARPU in Rs.)

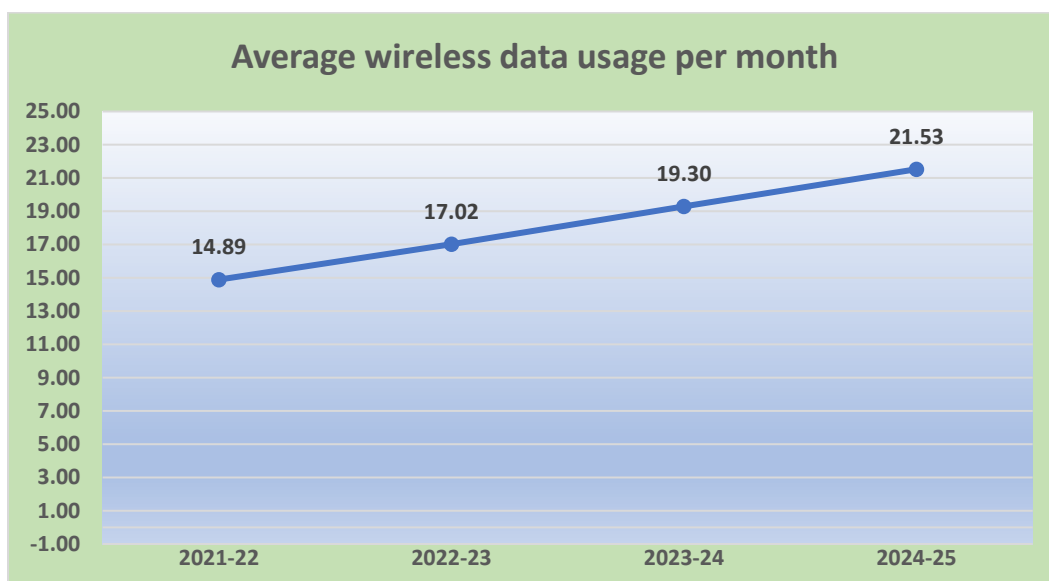
13. The following table and chart show the trend of Average Wireless Data Usage (in GB) per data subscriber per month for last four years: -

Table 3.3 : Average Wireless Data Usage (in GB) per data user per month

| Period | 2G Data Usage | 3G Data Usage | 4G Data Usage | 5G Data Usage | Total Wireless Data Usage |
|---------|---------------|---------------|---------------|---------------|---------------------------|
| 2021-22 | 1.14 | 8.47 | 15.79 | - | 14.89 |
| 2022-23 | 0.63 | 7.69 | 17.98 | - | 17.02 |
| 2023-24 | 0.50 | 7.18 | 20.75 | 15.99 | 19.30 |
| 2024-25 | 0.72 | 5.85 | 22.57 | 21.90 | 21.53 |

14. Average wireless data usage per wireless data subscriber per month increased from 19.30 GB during the year 2023-24 to 21.53 GB during the year 2024-25.

Chart 3.6 : Trend of Average Wireless Data Usage (in GB) per active data user per month



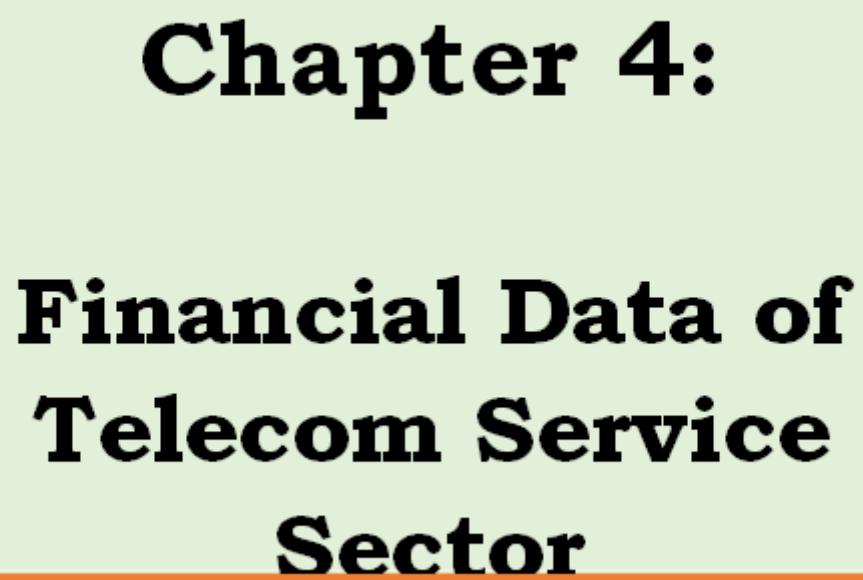
15. The following table depicts the average revenue realization per data subscriber per month for per GB wireless data usage.

Table 3.4 : Average revenue realization per subscriber for Per GB wireless data (in Rs.)

| Year | Total wireless data revenue realization per GB (Rs.) |
|---------|--|
| 2021-22 | 9.93 |
| 2022-23 | 10.38 |
| 2023-24 | 9.12 |
| 2024-25 | 8.97 |

16. Average wireless data revenue realization per subscriber has been calculated in respect of total wireless data revenue and volume of total wireless data usage reported by the access service providers.

17. Average revenue realization per subscriber per GB for wireless data usage has decreased from Rs.9.12 per GB in the year 2023-24 to Rs.8.97 per GB in the year 2024-25.



Chapter 4:

Financial Data of Telecom Service Sector

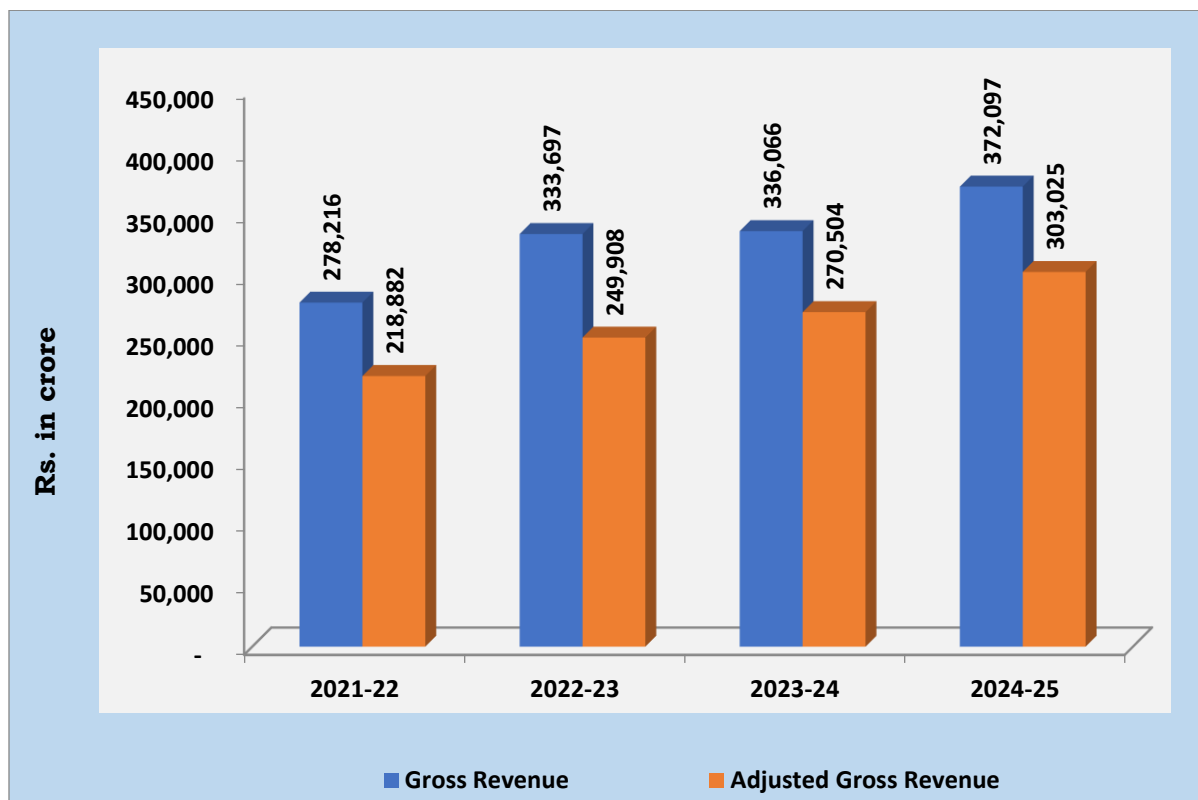
Table 4.1: Gross Revenue (GR), Applicable Gross Revenue (ApGR), Adjusted Gross Revenue (AGR), License Fee (LF) & Spectrum Charges (Rs. in Crore)

| Particulars | 2023-24 | 2024-25 | Growth |
|---------------------------------|----------|----------|--------|
| Gross Revenue (GR) | 3,36,066 | 3,72,097 | 10.72% |
| Applicable Gross Revenue (ApGR) | 3,23,142 | 3,56,283 | 10.26% |
| Adjusted Gross Revenue (AGR) | 2,70,504 | 3,03,025 | 12.02% |
| License Fee | 21,642 | 24,242 | 12.02% |
| Spectrum Usage Charges | 3,369 | 3,807 | 13.02% |
| Pass Through Charges (GR-AGR) | 53,579 | 52,879 | -1.31% |

- 1 Gross Revenue (GR) increased from Rs.3,36,066 crore in the year 2023-24 to Rs.3,72,097 crore in the year 2024-25 with yearly growth rate of 10.72% and Applicable Gross Revenue (ApGR) increased from Rs.3,23,142 crore in the year 2023-24 to Rs.3,56,283 crore in the year 2024-25 with yearly growth rate of 10.26%. Adjusted Gross Revenue (AGR) also increased from Rs. 2,70,504 crore in the year 2023-24 to Rs. 3,03,025 crore in the year 2024-25 with yearly growth rate of 12.02%.
- 2 Pass through charges decreased by 1.31% from Rs.53,579 crore in the year 2023-24 to Rs.52,879 crore in the year 2024-25. Pass-through charges as a percentage of Gross Revenue are 14.21% in 2024-25 as against 15.94% in the previous financial year.
- 3 Spectrum Usage Charges (SUC) yearly increased by 13.02% from Rs.3,369 crore in the year 2023-24 to Rs.3,807 crore in the year 2024-25 and License Fee also increased by 12.02% from Rs.21,642 crore to Rs.24,242 crore during the same period.

4. The following charts depicts the trend of GR and AGR of telecom sector during last four financial years.

Chart 4.1: Comparison of Gross Revenue and Adjusted Gross Revenue (Rs. in crore)



5. The following table depicts the service category wise comparison of GR, ApGR, AGR, License Fee, SUC and Pass Through Charges for the year 2023-24 and 2024-25.

Table 4.2: Service-wise GR, ApGR, AGR, LF, SUC and PTC
(Rs. in Crore)

| Service | Year | Access | NLD | ILD | ISP | Others (V-SAT, MNP etc.) | Total |
|--------------------------|---------|--------|-------|-------|-------|--------------------------|---------------|
| Gross Revenue | 2023-24 | 268273 | 30920 | 14314 | 21834 | 724 | 336066 |
| | 2024-25 | 305203 | 27498 | 13396 | 25136 | 865 | 372097 |
| Applicable Gross Revenue | 2023-24 | 259846 | 27597 | 14132 | 21035 | 532 | 323142 |
| | 2024-25 | 293303 | 25067 | 13133 | 24050 | 731 | 356283 |
| Adjusted Gross Revenue | 2023-24 | 219424 | 26875 | 6898 | 16651 | 657 | 270504 |
| | 2024-25 | 253469 | 23999 | 5933 | 18947 | 676 | 303025 |
| License Fee | 2023-24 | 17551 | 2151 | 561 | 1333 | 46 | 21642 |
| | 2024-25 | 20283 | 1920 | 476 | 1515 | 48 | 24242 |
| Spectrum Usage Charge | 2023-24 | 3350 | 0 | 0 | 0 | 19 | 3369 |
| | 2024-25 | 3789 | 0 | 0 | 0 | 18 | 3807 |
| Pass Through Charge | 2023-24 | 40714 | 965 | 7237 | 4611 | 51 | 53579 |
| | 2024-25 | 39907 | 1018 | 6765 | 5134 | 55 | 52879 |

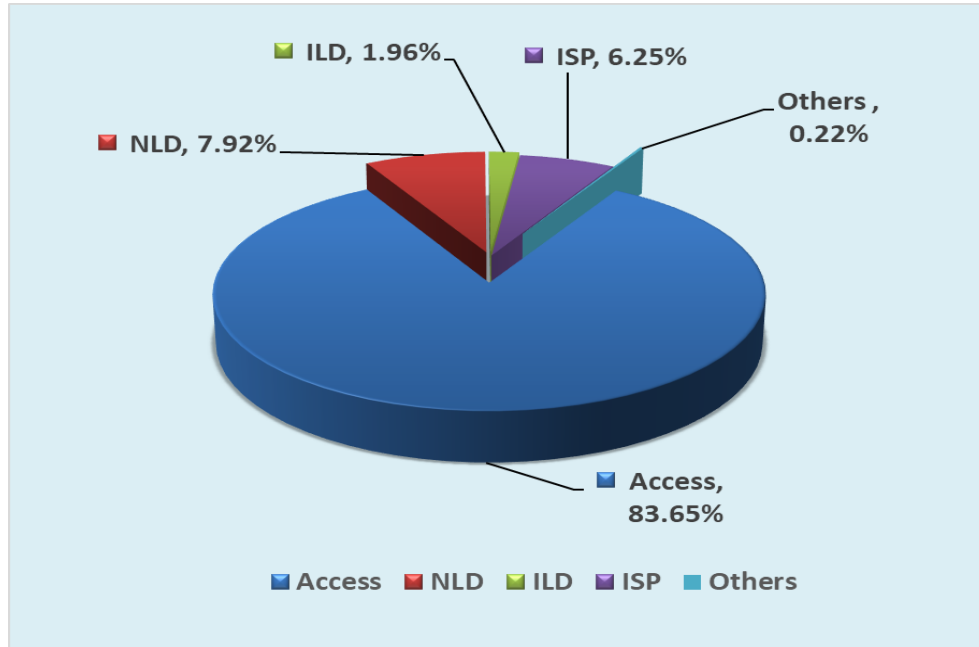
Table 4.3: Yearly Growth of Service-wise GR, ApGR, AGR, LF and SUC for the year 2024-25

| Service†† | GR Revenue | Applicable Gross Revenue | Adjusted Gross Revenue | License Fee | Spectrum Charges | Pass Through Charges |
|---------------------------------|---------------|--------------------------|------------------------|---------------|------------------|----------------------|
| Access | 13.77% | 12.88% | 15.52% | 15.57% | 13.11% | -1.98% |
| NLD | -11.07% | -9.17% | -10.70% | -10.71% | - | 5.44% |
| ILD | -6.42% | -7.07% | -13.98% | -15.09% | - | -6.53% |
| ISP | 15.12% | 14.33% | 13.79% | 13.63% | - | 11.35% |
| Others (V-SAT, MNP, PMRTS etc.) | 19.45% | 37.36% | 2.89% | 3.59% | -3.56% | 6.80% |
| Overall | 10.72% | 10.26% | 12.02% | 12.02% | 13.02% | -1.31% |

- †† 1. Access service means telecommunication service provided to subscribers by means of a telecommunication system for the conveyance of voice or non-voice messages through wired or wireless telegraphy on the network of the Access Service Provider.
2. National Long Distance (NLD) service refers to the carriage of switched-bearer telecommunication services over a long distance network.
3. International Long Distance (ILD) Service is defined as a network carriage service, providing the NLD Operators in the country, International connectivity to Network facilities operated by foreign carriers in other countries
4. MNP (Mobile Number Portability) means a service which allows subscribers to retain their existing telephone number when they switch from one access service provider to another irrespective of mobile technology or from one technology to another of the same or any other access service provider
5. ISP stands for Internet Service Providers

(Source – DoT License Agreement)

Chart 4.2: Service wise composition of Adjusted Gross Revenue for the year 2024-25



- 6 Access services contributed 83.65% of the total Adjusted Gross Revenue of telecom services. In Access services, Gross Revenue, Applicable Gross Revenue, Adjusted Gross Revenue, License Fee and Spectrum Usage Charges increased by 13.77%, 12.88%, 15.52%, 15.57 and 13.11% respectively in the year 2024-25 over the year 2023-24. However, Pass Through Charges decreased by 1.98% during the same period.

Table 4.4: Access Service – Top 5 Service Provider-wise Adjusted Gross Revenue

(Rs. in Crore)

| S.No. | Access Service Provider | AGR (Rs. In Crore) | | Yearly Growth |
|-------|-------------------------------|-----------------------|---------------|---------------|
| | | 2023-24 | 2024-25 | |
| 1. | Reliance Jio | 97868 | 111551 | 13.98% |
| 2. | Bharti Airtel | 80529 | 99240 | 23.23% |
| 3. | Vodafone Idea | 29605 | 30720 | 3.77% |
| 4. | BSNL | 8020 | 8435 | 5.17% |
| 5. | Tata Teleservices Ltd. & TTML | 2534 | 2680 | 5.77% |
| 6. | Others | 868 | 843 | -2.80% |
| | Total | 219424 | 253469 | 15.52% |

Chart 4.3: Composition of Adjusted Gross Revenue of Access Service Providers for the year 2024-25

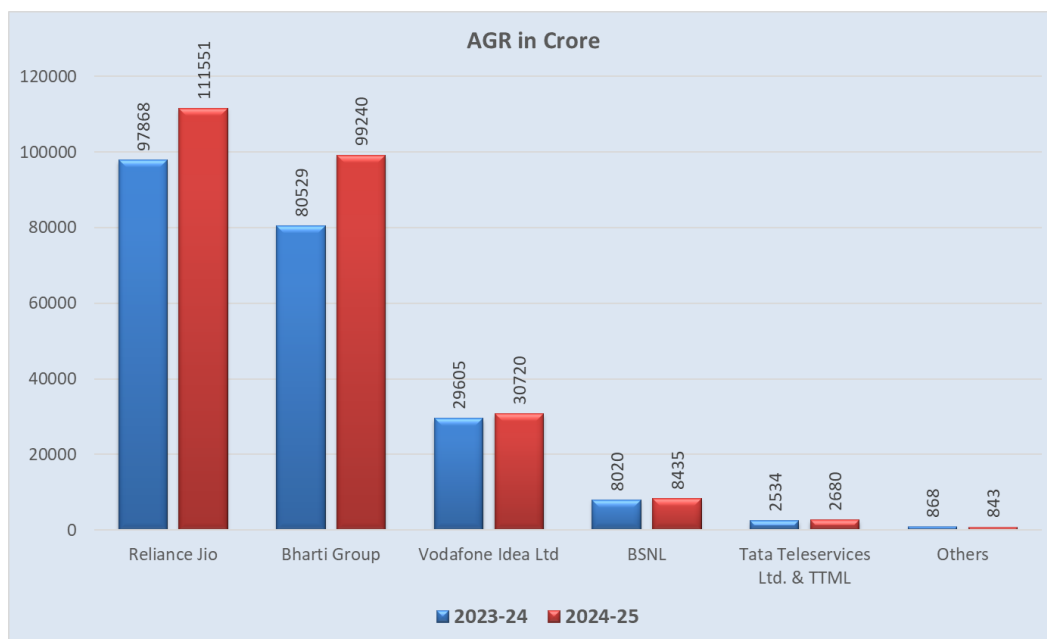
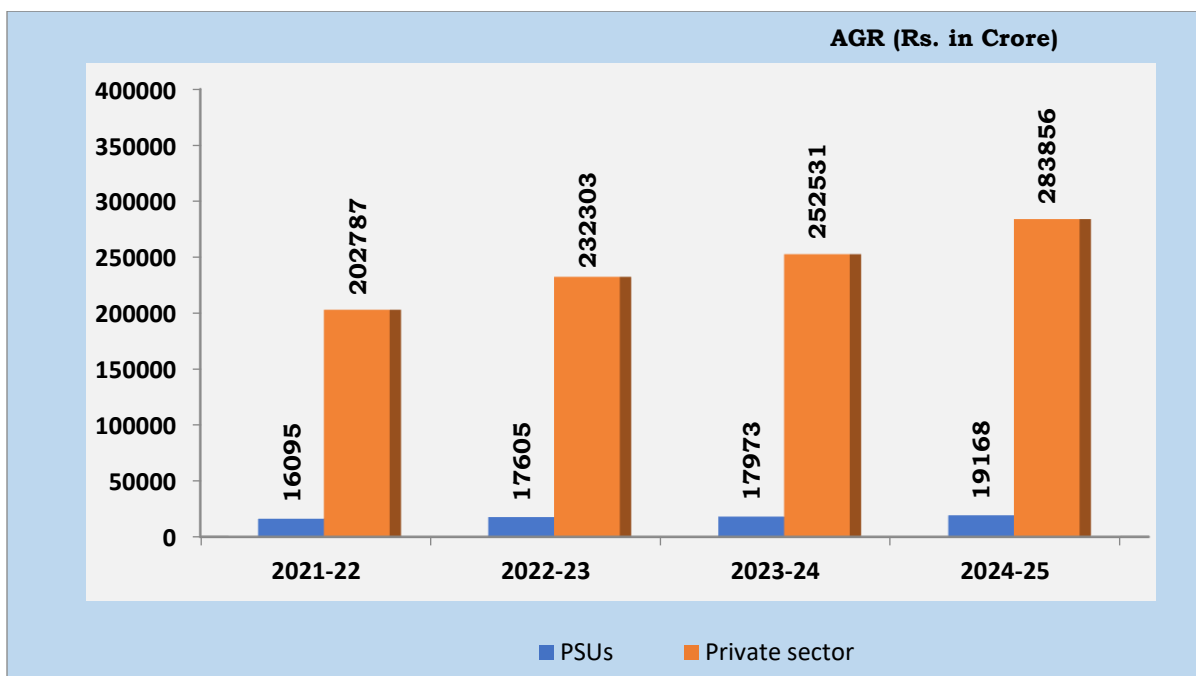


Chart 4.4: Composition of Public/Private sector of Adjusted Gross Revenue



- Public Sector Undertakings' (PSUs) share in the Access AGR of telecom services is 3.56% for the year 2024-25 as compared to 3.93% in the

previous year. Following table depicts the share of PSUs vs. Private Sector in total AGR during last four years.

Table 4.5: Share of PSUs and Private Sector in Adjusted Gross Revenue

(Rs. in Crore)

| Year | PSUs | Private sector | Total | Share of PSUs |
|---------|-------|----------------|--------|---------------|
| 2021-22 | 16095 | 202787 | 218882 | 7.35% |
| 2022-23 | 17605 | 232303 | 249908 | 7.04% |
| 2023-24 | 17973 | 252531 | 270504 | 6.64% |
| 2024-25 | 19168 | 283856 | 303024 | 6.33% |

Table 4.6: Category-wise Adjusted Gross Revenue (AGR) of Access Service

(Rs. in Crore)

| Category# | Adjusted Gross Revenue (Access) | | Yearly Growth |
|-----------|---------------------------------|----------|---------------|
| | 2023-24 | 2024-25 | |
| Metro | 23,153 | 24,678 | 6.59% |
| Circle A | 81,036 | 93,082 | 14.87% |
| Circle B | 81,914 | 96,560 | 17.88% |
| Circle C | 33,322 | 39,149 | 17.49% |
| Total | 2,19,424 | 2,53,469 | 15.52% |

Category-A circles – Andhra Pradesh, Gujarat, Karnataka, Maharashtra and Tamilnadu (including Chennai)

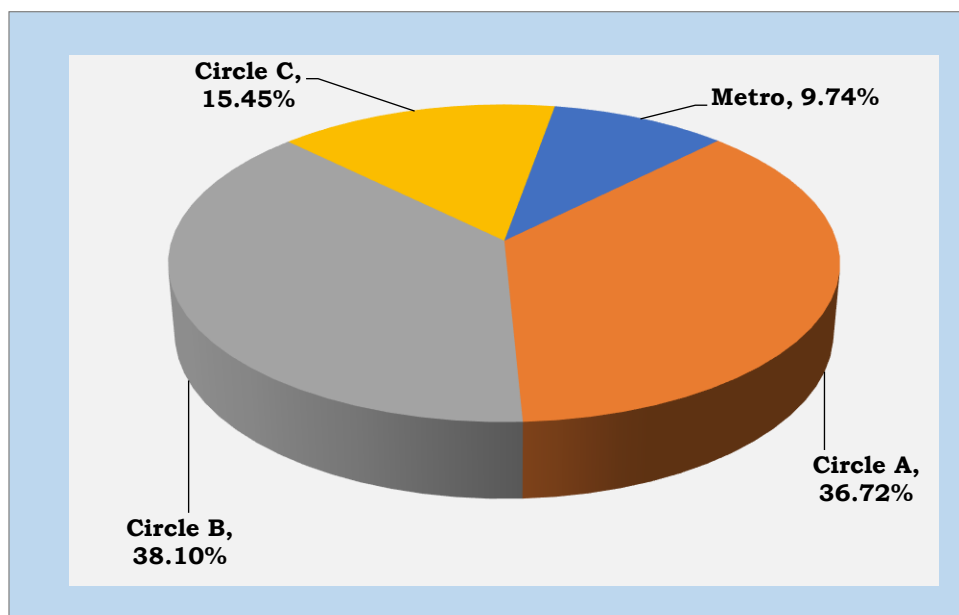
Category-B circles – Haryana, Kerala, Madhya Pradesh, Punjab, Rajasthan, Uttar Pradesh (East & West), West Bengal

Category-C circles – Assam, Bihar, Himachal Pradesh, Jammu & Kashmir, North East and Orissa

Metro circles – Delhi, Mumbai and Kolkata

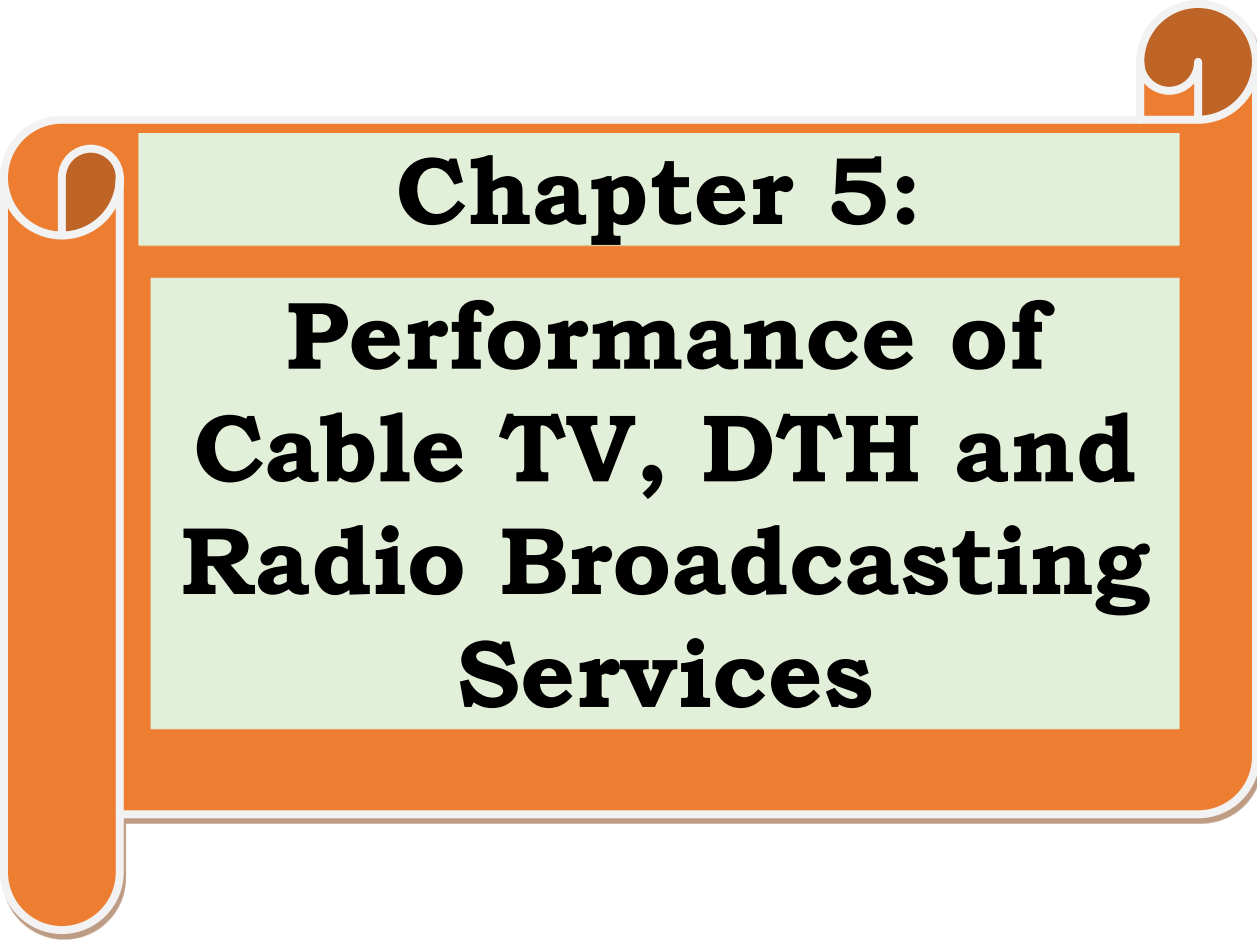
(Source- DoT License Agreement)

Chart 4.5: Category wise Share of Adjusted Gross Revenue for the year 2024-25



Notes:

1. Source: Figures are un-audited and as submitted by the Operators.
2. The figures have been regrouped wherever considered necessary for analysis purpose.
3. The figures are additions of four quarters of the calendar year, i.e. QE June, September December and March.
3. The Spectrum usage charges (mostly) are now reported on "Payment for the current Quarter to Quarter" basis. However, some operators are reporting on payment basis or on estimate basis on projected AGR for next quarters.
4. Metro area includes Delhi, Mumbai and Kolkata only. Chennai is clubbed with Tamilnadu.
5. Where '2023-24' stands for year starting from 1st April 2023 to 31st March 2024 and '2024-25' stands for year starting from 1st April 2024 to 31st March 2025.



Chapter 5:

Performance of Cable TV, DTH and Radio Broadcasting Services

Table 5.1: Key Parameters - Broadcasting & Cable Services

| S.No | Parameter | As on 31.03.2024 | As on 31.03.2025 |
|------|---|---------------------|---------------------|
| 1 | Number of Private satellite TV channels permitted by the Ministry of Information and Broadcasting (MIB) for uplinking only/ downlinking only/both uplinking and downlinking | 922 | 918 |
| 2 | Number of Pay TV Channels as reported by broadcasters | 361 | 333 |
| 3 | Total number of Multi System Operators (MSOs), who have been granted Permanent Registration (for 10 years) by Ministry of I&B for providing Cable TV services through Digital Addressable Systems | 880 | 845 |
| 4 | Number of FM Radio Stations (excluding All India Radio) | 388 | 388 |
| 5 | Number of pay DTH Operators | 4 | 4 |
| 6 | Number of Operational Community Radio Stations | 494 | 531 |
| 7 | Number of total active Subscribers with pay DTH operators (in million) | 61.97 | 56.92 |

A. Satellite TV Channels

1. A total of **918** private satellite TV channels have been permitted by the Ministry of Information and Broadcasting (MIB), as on 31.03.2025, for uplinking only/downlinking only/both uplinking & downlinking. The total number of satellite TV channels is depicted in **Chart 5.1**. Further, the permission-wise number of permitted satellite TV channels is given in the **Table 5.2**.

Chart 5.1: Trend of number of Satellite TV Channels

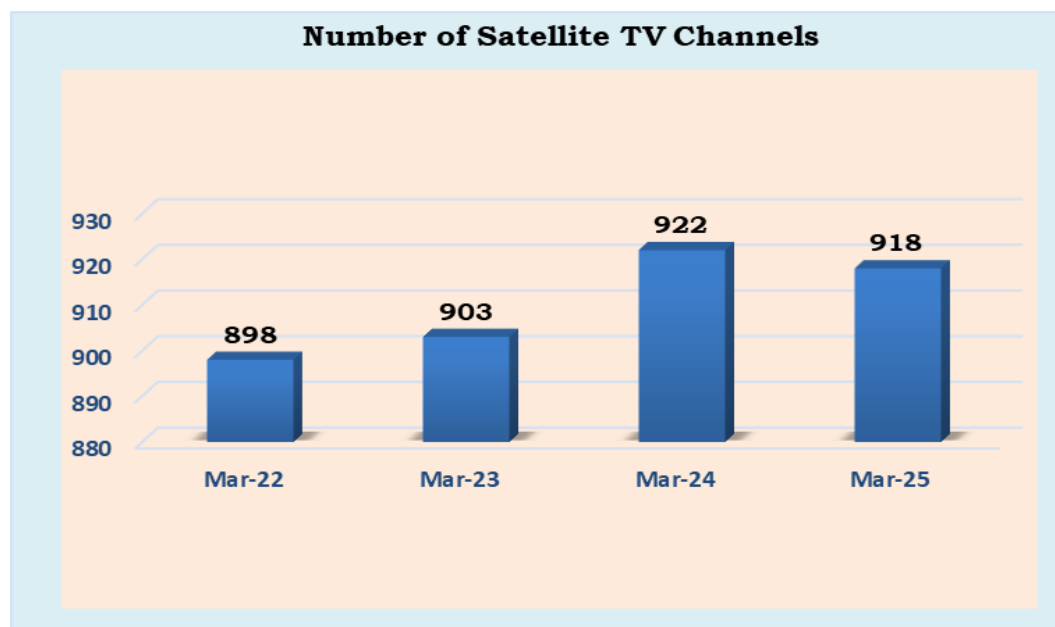


Table 5.2: Permission-wise number of permitted satellite TV channels, as on 31.03.2025

| Type of Permission | Number of channels | Remarks |
|------------------------------|--------------------|---|
| Uplinking only | 10 | TV channels uplinked from India but downlinked abroad only |
| Downlinking only | 63 | TV channels uplinked from abroad but downlinked only in India |
| Both Uplinking & downlinking | 845 | TV channels uplinked from India and also downlinked only in India |
| Total | 918 | |

Out of 918 permitted satellite TV channels, 908 channels are available for downlinking in India.

B. Pay TV Channels

- As per the reporting done by broadcasters in pursuance of the Tariff Order dated 3rd March 2017 as amended, out of 908 permitted satellite TV channels that are available for downlinking in India, there are 333 satellite pay TV channels as on 31st March 2025. Out of 333 pay channels, 232 are SD satellite pay TV channels and 101 are HD satellite pay TV channels. A list of pay TV channels offered by broadcasters for

subscribers as reported to TRAI is attached as **Annexure-5.1**. Apart from these pay channels reported to TRAI, all other channels, available for downlinking in India, are considered as Free to Air (FTA) channels. **Chart-5.2** depicts total number of Pay satellite TV channels and FTA satellite TV channels available for downlinking in India during last one year. **Chart-5.3** depicts total number of SD satellite Pay TV channels and HD satellite Pay TV channels during last one year.

Chart5.2: Number of Pay and FTA channels available for downlinking in India

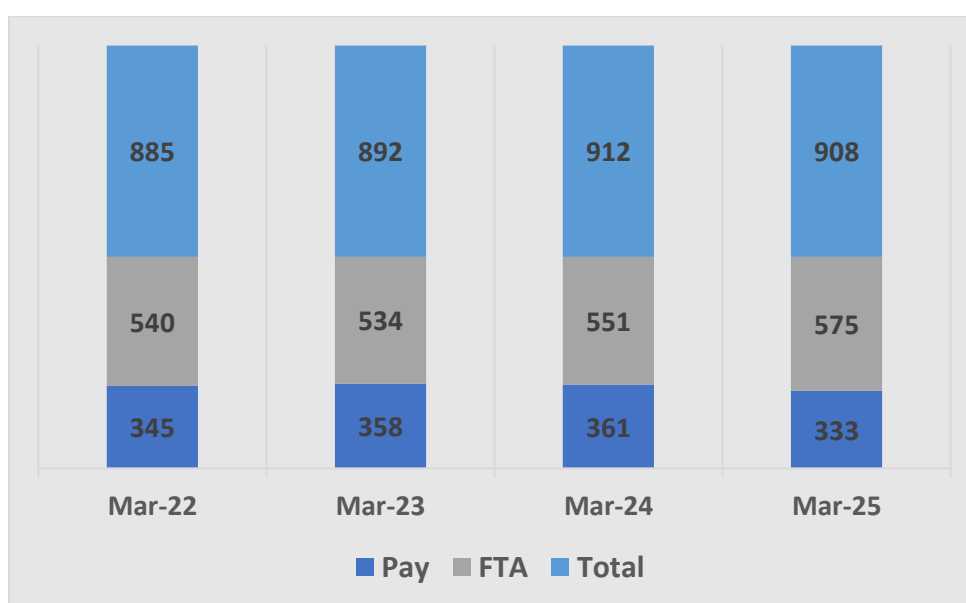
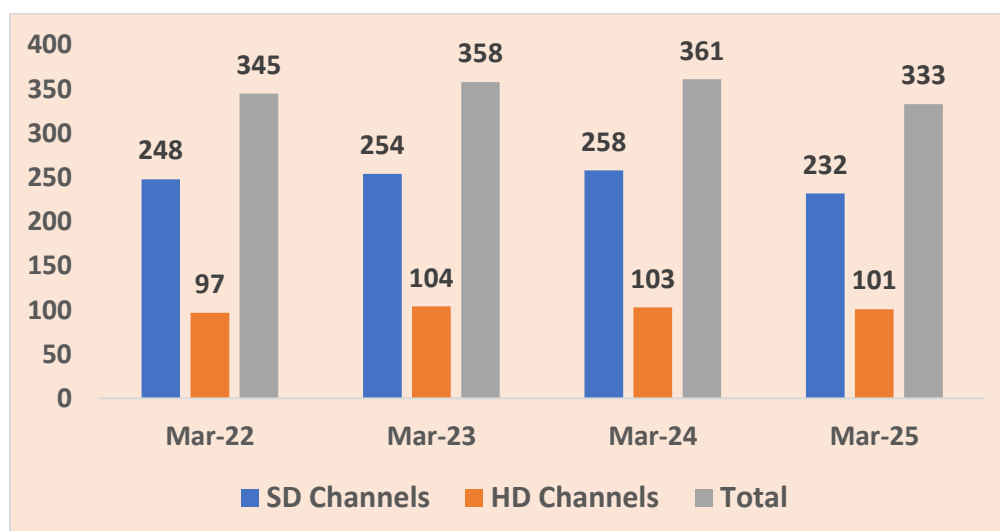


Chart 5.3 : Numbers of SD satellite pay TV channels and HD satellite pay TV channels



C. Cable TV Sector

3. As on 31st March 2025, there are 845 MSOs registered with MIB (as on 31.03.2025). As per the data reported by MSOs and HITS operator, there are 11 MSOs & 1 HITS operator who have subscriber base greater than one million. A list of such major MSOs and HITS operators is attached as **Annexure 5.2**. Details of subscriber base of major MSO and HITS Operators (greater than one million) are given in following **Table 5.3:-**

Table 5.3: Subscriber base of major MSOs/HITS operators at the end of March, 2025 (more than one million subscribers)

| Sl. No. | Name of the operator | Total Active Subscriber Base (includes subscribers who have been inactive or temporarily suspended for not more than last 90 days) |
|---------|--|--|
| 1. | GTPL Hathway | 88,69,417 |
| 2. | Hathway Digital Ltd. | 49,44,554 |
| 3. | Siti Networks Ltd. | 45,21,927 |
| 4. | Thamizhaga Cable TV Communication Ltd. | 38,42,722 |
| 5. | Kerala Communicators Cable Ltd | 38,19,635 |
| 6. | Den Networks Ltd. | 29,11,502 |
| 7. | NXT Digital Ltd. (HITS operator) | 21,93,194 |
| 8. | KAL Cables | 18,16,864 |
| 9. | VK Digital | 14,86,899 |
| 10. | Tamil Nadu Arasu Cable TV | 14,74,117 |
| 11. | Fastway Transmission Pvt. Ltd | 12,64,161 |
| 12. | NXT Digital Ltd | 12,10,268 |

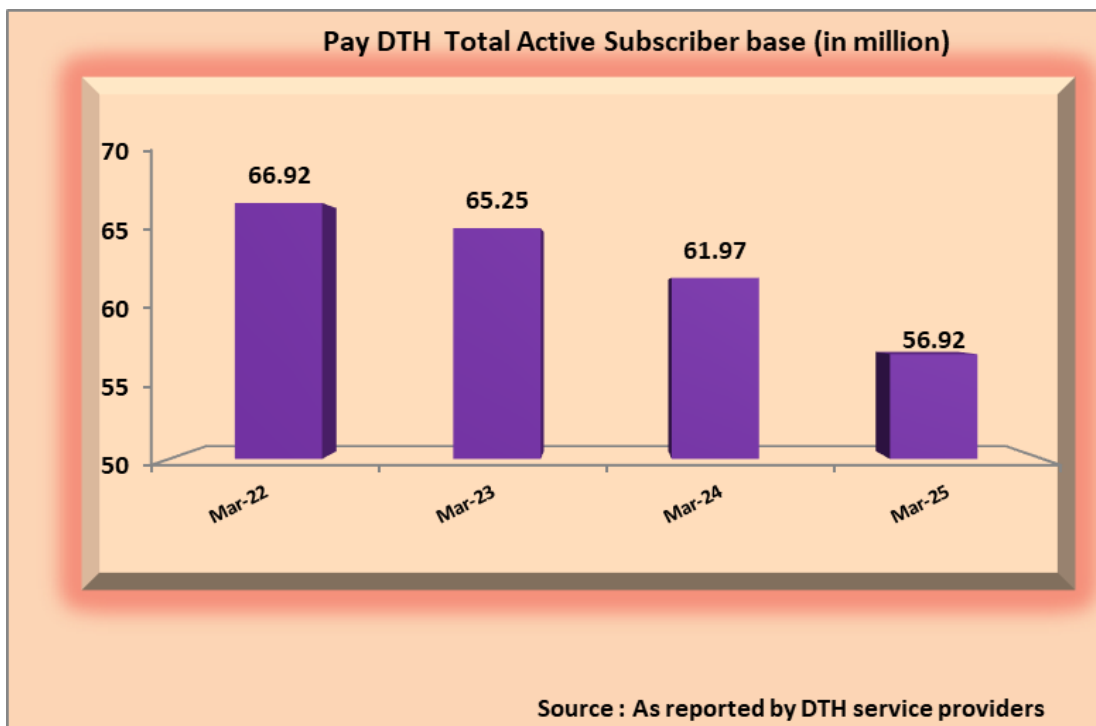
D. Direct-to-Home (DTH) Sector

4. During the period ending 31st March, 2025, there were 4 pay DTH service providers in India. List and details of pay DTH service providers is placed at **Annexure-5.3**.
5. Pay DTH has attained net pay active subscriber base of around 56.92 million with 4 pay DTH service providers as on 31st March, 2025 as

compared to 61.97 million subscribers with 4 pay DTH service providers as on 31st March, 2024. This is in addition to the subscribers of the free DTH services of Doordarshan.

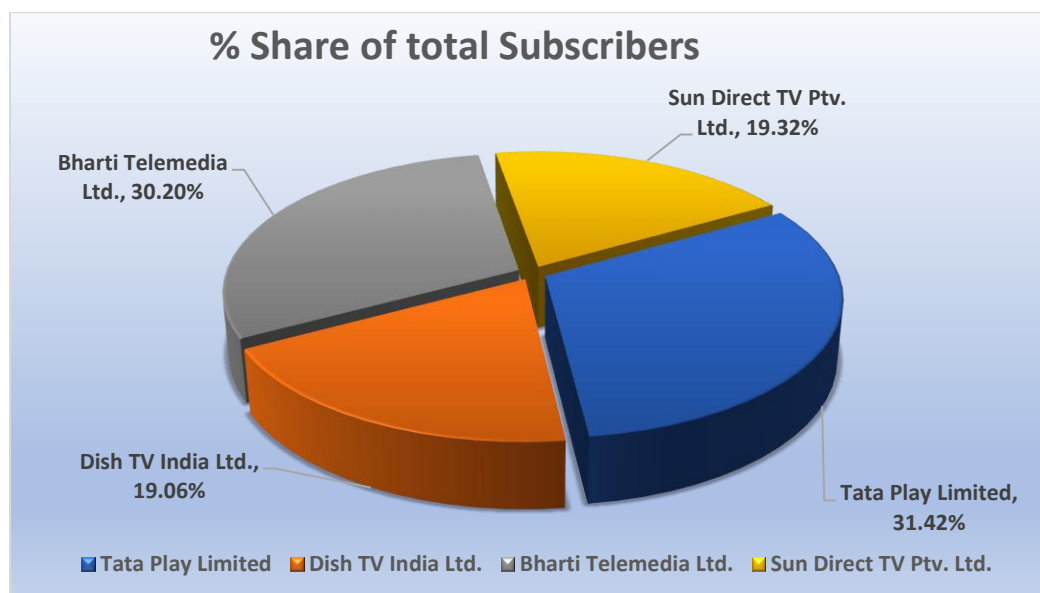
6. The following chart depict the yearly trend of number of pay active subscribers of pay DTH service during last four years.

**Chart 5.4: Trend of Net Active subscribers
(in million) of pay DTH service**



7. The following chart depicts the service provider wise composition of market shares of net active subscriber base as on 31.03.2025.

Chart 5.5: Composition of market share in respect of Net Active subscriber base of Pay DTH Service Providers



8. M/s Tata Play Limited is the market leader with 31.42% market share of total net pay active DTH subscribers followed by M/s Bharti Telemedia Ltd. with 30.20% as on 31st March, 2025.

E. IPTV

At present, as per the reported subscriber figures, the details in respect of IPTV operators who are operational is as under: -

| S.No. | Name of IPTV Operator | Total Active Subscriber Base as on March 2025 |
|--------------|---|--|
| 1. | M/s Andhra Pradesh State Fibernet Ltd (APSFL) | 5,21,647 |
| 2. | Bharti Airtel Ltd. | 2,00,747 |
| 3. | Fastway Transmission Pvt. Ltd. | 21,826 |
| 4. | M/s City Online Media Pvt. Ltd | 13,784 |
| 5. | M/s E2 Info Solutions | 1,998 |
| 6. | M/s Wi-bro Solutions Pvt. Ltd | 1,820 |
| 7. | M/s V.K. Digital Network Pvt. Ltd | 2,193 |

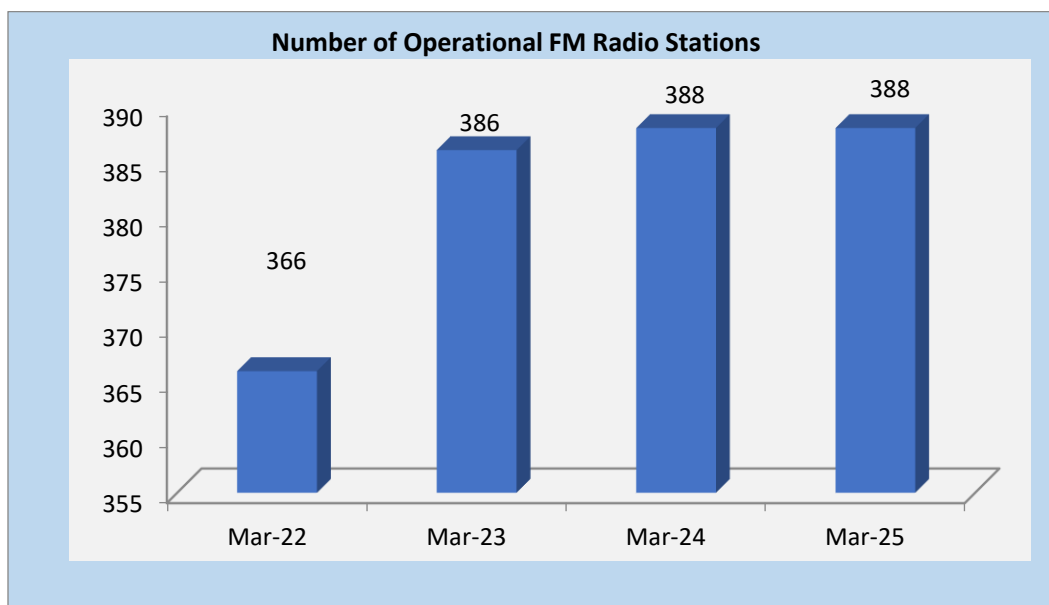
| | | |
|----|--|-----|
| 8. | M/s Meghbela Cable & Broadband Service Pvt. Ltd. | 912 |
| 9. | M/s Hathway Digital Ltd. | 177 |

F. FM Radio Services

10. Apart from the radio Stations operated by All India Radio, the public broadcaster, as on 31st March 2024, there were 388 operational private FM Radio stations in 113 cities with operational 36 Private FM Radio broadcaster. During the quarter ending 31st March 2025, six channels operated by three private FM radio operators, namely, (i) Digital Radio (Delhi) Broadcasting Ltd (3 channels), (ii) Digital Radio (Mumbai) Broadcasting Ltd (2 channels), and (iii) Digital Radio (Kolkata) Broadcasting Ltd (1 channel), were merged with South Asia FM Ltd. Now, as of 31st March 2025, there are 388 operational private FM radio channels across 113 cities, operated by 33 private FM radio operators.

10. The following chart depicts the trend of number of operational FM radio stations in India during for last four years.

Chart 5.6: Trend of number of Operational FM Radio Stations

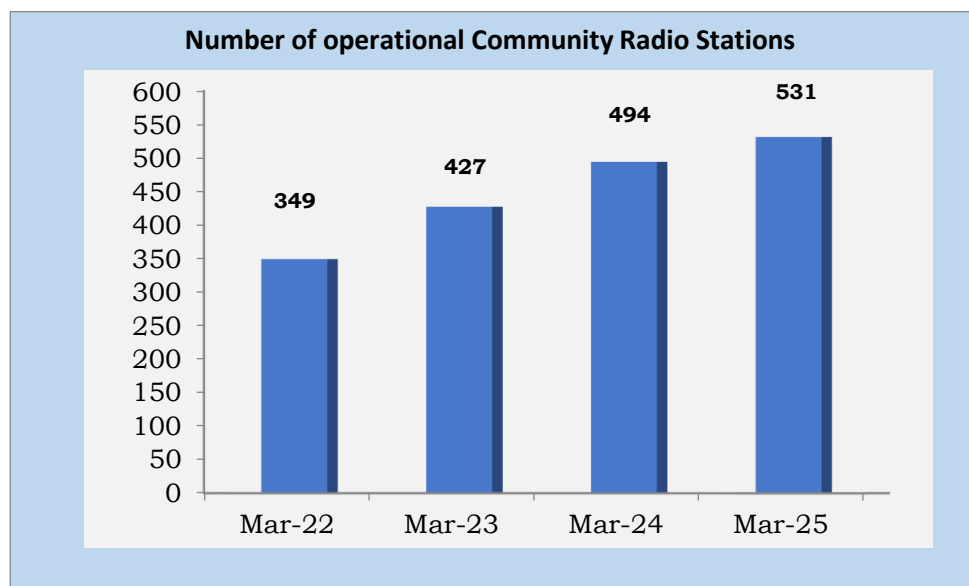


11. A list of existing cities with operational FM radio channels is placed at **Annexure 5.4.**

D. Community Radio Stations^{ss}

12. As on 31st March 2025, 531 Community Radio stations are operational as compared to 494 Community Radio station as on 31st March, 2024. The yearly trend of the number of operational community radio stations is depicted in the chart below.

Chart 5.7 : Yearly Growth in number of Operational Community Radio Stations (CRS)



Source: Ministry of Information & Broadcasting (MIB)

Annexures

Annexure 1.1: Wireless (Mobile+5G FWA) Subscriber Base

| Service Area | Vodafone Idea | | Bharti | | Reliance Com. | | BSNL | | MTNL | | Reliance Jio | | Total | | Net Additions |
|------------------|--------------------|--------------------|--------------------|--------------------|---------------|------------|-------------------|-------------------|------------------|----------------|--------------------|--------------------|----------------------|----------------------|-----------------|
| | Mar-24 | Mar-25 | Mar-24 | Mar-25 | Mar-24 | Mar-25 | Mar-24 | Mar-25 | Mar-24 | Mar-25 | Mar-24 | Mar-25 | Mar-24 | Mar-25 | |
| Andhra Pradesh | 10,775,447 | 9,699,287 | 33747893 | 34032527 | 0 | 0 | 6555686 | 6937453 | | | 32746418 | 32259629 | 83,825,444 | 82,928,896 | -896548 |
| Assam | 1,562,512 | 1,420,096 | 11816732 | 12260213 | 0 | 0 | 3076922 | 2970848 | | | 9910354 | 9839352 | 26,366,520 | 26,490,509 | 123989 |
| Bihar | 7,689,305 | 7,727,548 | 41601529 | 41127224 | 0 | 0 | 5232153 | 5771775 | | | 40953756 | 42124600 | 95,476,743 | 96,751,147 | 1274404 |
| Delhi | 16,542,428 | 16,756,217 | 18185677 | 18851819 | 0 | 1 | | | 1685818 | 789314 | 20284618 | 20051304 | 56,698,541 | 56,448,655 | -249886 |
| Gujarat | 20,718,941 | 19,629,831 | 11867361 | 12429497 | 0 | 1 | 3228496 | 3266954 | | | 30151939 | 30471974 | 65,966,737 | 65,798,257 | -168480 |
| Haryana | 6,760,161 | 6,365,079 | 7025769 | 7278631 | 0 | 0 | 4105614 | 4212938 | | | 8730215 | 8468691 | 26,621,759 | 26,325,339 | -296420 |
| Himachal Pradesh | 399,925 | 379,892 | 3580729 | 3580578 | 0 | 0 | 1471707 | 1682282 | | | 3347915 | 3259964 | 8,800,276 | 8,902,716 | 102440 |
| Jammu & Kashmir | 297,927 | 262,607 | 5959033 | 6197729 | 0 | 0 | 781259 | 866466 | | | 5039894 | 4977240 | 12,078,113 | 12,304,042 | 225929 |
| Karnataka | 6,409,744 | 6,628,032 | 32180209 | 32416906 | 11 | 412 | 4163875 | 4573403 | | | 24153860 | 25124972 | 66,907,699 | 68,743,725 | 1836026 |
| Kerala | 13,645,704 | 12,920,924 | 8578649 | 8936098 | 13 | 0 | 9049332 | 8780341 | | | 10983541 | 10806500 | 42,257,239 | 41,443,863 | -813376 |
| Madhya Pradesh | 15548612 | 13599147 | 16164992 | 16690312 | 0 | 0 | 4706319 | 5164051 | | | 43079693 | 45536590 | 79,499,616 | 80,990,100 | 1490484 |
| Maharashtra | 22274096 | 20309525 | 21758839 | 22688277 | 0 | 0 | 5729299 | 5301279 | | | 43484846 | 43033531 | 93,247,080 | 91,332,612 | -1914468 |
| Mumbai | 10962574 | 10711200 | 10038459 | 10174045 | 3 | 56 | | | 240007 | 208915 | 13117048 | 13269574 | 34,358,091 | 34,363,790 | 5699 |
| North East | 757938 | 637041 | 6283732 | 6428564 | 0 | 0 | 1240979 | 1290499 | | | 4267960 | 4361492 | 12,550,609 | 12,717,596 | 166987 |
| Orissa | 1447659 | 1397972 | 11634283 | 12022842 | 0 | 0 | 5429594 | 5573279 | | | 15194499 | 16107501 | 33,706,035 | 35,101,594 | 1395559 |
| Punjab | 6469514 | 6037566 | 12627262 | 12622157 | 0 | 6 | 3867585 | 4092007 | | | 12172376 | 11699791 | 35,136,737 | 34,451,527 | -685210 |
| Rajasthan | 10656750 | 9173311 | 23338405 | 23508579 | 0 | 81 | 5562912 | 5634425 | | | 26774730 | 26679720 | 66,332,797 | 64,996,116 | -1336681 |
| Tamil Nadu | 15618312 | 14731787 | 29405361 | 30311255 | 4 | 0 | 7666921 | 7783902 | | | 25746031 | 24907733 | 78,436,629 | 77,734,677 | -701952 |
| UP(E) | 17407394 | 16128148 | 37315603 | 36544620 | 0 | 0 | 7390773 | 8081876 | | | 40004379 | 42124542 | 102,118,149 | 102,879,186 | 761037 |
| UP(W) | 15525461 | 14371653 | 18858334 | 18930125 | 0 | 0 | 4874908 | 4984322 | | | 24279514 | 24753713 | 63,538,217 | 63,039,813 | -498404 |
| Kolkata | 5279015 | 4851202 | 5693000 | 5479498 | - | - | 1783000 | 1454781 | | | 10912379 | 10878491 | 23,667,394 | 22,663,972 | -1003422 |
| West Bengal | 13068442 | 11620668 | 18102939 | 18490298 | - | 9 | 2331648 | 2637783 | | | 24396882 | 24598280 | 57,899,911 | 57,347,038 | -552873 |
| Total | 219,817,861 | 205,358,733 | 385,764,790 | 391,001,794 | 31 | 566 | 88,248,982 | 91,060,664 | 1,925,825 | 998,229 | 469,732,847 | 475,335,184 | 1,165,490,336 | 1,163,755,170 | -1735166 |

Annexure 1.2: Wireline Subscriber Base

| Service Area | Bharti | | Reliance Com. | | Quadrant | | Tata | | MTNL | | BSNL | | Vodafone | | Reliance Jio | | STPL | | APSFL | | Total | | Net Additions |
|------------------|------------------|-------------------|---------------|----------------|----------------|----------------|------------------|------------------|------------------|------------------|------------------|------------------|----------------|----------------|-------------------|-------------------|---------------|---------------|----------------|----------------|-------------------|-------------------|------------------|
| | Mar-24 | Mar-25 | Mar-24 | Mar-25 | Mar-24 | Mar-25 | Mar-24 | Mar-25 | Mar-24 | Mar-25 | Mar-24 | Mar-25 | Mar-24 | Mar-25 | Mar-24 | Mar-25 | Mar-24 | Mar-25 | Mar-24 | Mar-25 | Mar-24 | Mar-25 | |
| Andhra Pradesh | 664,174 | 818,838 | 18437 | 15739 | | | 236846 | 225405 | | | 554055 | 668464 | 85975 | 82230 | 1426233 | 1602029 | | | 643593 | 629518 | 3,629,313 | 4,042,223 | 412,910 |
| Assam | 32,572 | 57,484 | - | - | | | 0 | | | | 103023 | 105929 | 2550 | 2550 | 196999 | 209193 | | | | | 335,144 | 375,156 | 40,012 |
| Bihar | 214,672 | 375,859 | 9 | 9 | | | 10992 | 13215 | | | 167068 | 168961 | 5380 | 5337 | 577628 | 598865 | | | | | 975,749 | 1,162,246 | 186,497 |
| Delhi | 2,124,481 | 2,339,228 | 17278 | 13947 | | | 212275 | 232871 | 991228 | 965361 | 0 | 0 | 84321 | 76961 | 1005377 | 1090047 | | | | | 4,434,960 | 4,718,415 | 283,455 |
| Gujarat | 274,284 | 312,900 | 2701 | 2474 | | | 175647 | 200265 | | | 303442 | 473623 | 91892 | 104351 | 739800 | 796515 | | | | | 1,587,766 | 1,890,128 | 302,362 |
| Haryana | 187,655 | 198,273 | 0 | 0 | | | 41069 | 39148 | | | 212893 | 336160 | 420 | 450 | 152946 | 157469 | | | | | 594,983 | 731,500 | 136,517 |
| Himachal Pradesh | 8,733 | 15,269 | 0 | 0 | | | 1558 | 1319 | | | 91852 | 96674 | 90 | 90 | 64424 | 65577 | | | | | 166,657 | 178,929 | 12,272 |
| Jammu & Kashmir | 113,356 | 132,443 | - | - | | | 0 | | | | 71537 | 55249 | 30 | 30 | 218289 | 226081 | | | | | 403,212 | 413,803 | 10,591 |
| Karnataka | 1,225,787 | 1,289,853 | 16687 | 14366 | | | 445288 | 494611 | | | 531316 | 688040 | 150150 | 173357 | 1052393 | 1020310 | | | | | 3,421,621 | 3,680,537 | 258,916 |
| Kerala | 105,813 | 120,845 | 3045 | 2401 | | | 18419 | 16605 | | | 1086029 | 1235087 | 6720 | 6600 | 319207 | 361762 | | | | | 1,539,233 | 1,743,300 | 204,067 |
| Madhya Pradesh | 577,661 | 602,830 | 5 | 5 | | | 53274 | 42571 | | | 242658 | 311067 | 66730 | 84192 | 810914 | 927302 | | | | | 1,751,242 | 1,967,967 | 216,725 |
| Maharashtra | 488,062 | 595,716 | 7755 | 7089 | | | 211847 | 214767 | | | 557705 | 671163 | 20471 | 20463 | 335725 | 325461 | | | | | 1,621,565 | 1,834,659 | 213,094 |
| Mumbai | 608,128 | 648,119 | 36107 | 32357 | | | 609572 | 627077 | 1186319 | 1044220 | 3322 | 3800 | 178719 | 183141 | 910241 | 988489 | | | | | 3,532,408 | 3,527,203 | -5,205 |
| North East | - | - | 0 | 0 | | | 0 | | | | 72410 | 61773 | 510 | 510 | 189843 | 209073 | | | | | 262,763 | 271,356 | 8,593 |
| Orissa | 48,827 | 75,498 | 4 | 4 | | | 12130 | 16821 | | | 145946 | 157382 | 3540 | 3450 | 279811 | 292026 | | | | | 490,258 | 545,181 | 54,923 |
| Punjab | 285,877 | 378,144 | 1850 | 1780 | 411487 | 346098 | 16168 | 15130 | | | 506937 | 559074 | 1590 | 1600 | 394309 | 406580 | 53308 | 54010 | | | 1,671,526 | 1,762,416 | 90,890 |
| Rajasthan | 271,582 | 325,545 | 3400 | 2988 | | | 23933 | 24325 | | | 259225 | 303253 | 12325 | 13045 | 442644 | 471841 | | | | | 1,013,109 | 1,140,997 | 127,888 |
| Tamil Nadu | 914,819 | 1,005,678 | 15042 | 11400 | | | 133034 | 132543 | | | 911116 | 996350 | 33143 | 31906 | 893356 | 942822 | | | | | 2,900,510 | 3,120,699 | 220,189 |
| U.P.(E) | 218,151 | 325,394 | 34 | 28 | | | 10457 | 12649 | | | 125356 | 139467 | 17310 | 17470 | 575412 | 624029 | | | | | 946,720 | 1,119,037 | 172,317 |
| U.P.(W) | 151,829 | 223,098 | 8 | 7 | | | 7034 | 6972 | | | 181151 | 215475 | 4141 | 4396 | 643703 | 706723 | | | | | 987,866 | 1,156,671 | 168,805 |
| Kolkata | 205318 | 213273 | 4876 | 3118 | | | 63804 | 63409 | | | 183965 | 239254 | 15700 | 14664 | 536,507 | 546574 | | | | | 1,010,170 | 1,080,292 | 70,122 |
| West Bengal | 55,930 | 86,815 | 47 | 21 | | | 2657 | 2690 | | | 188466 | 197536 | 150 | 150 | 266989 | 290,807 | | | | | 514,239 | 578,019 | 63,780 |
| Total | 8,777,711 | 10,141,102 | ##### | 107,733 | 411,487 | 346,098 | 2,286,004 | 2,382,393 | 2,177,547 | 2,009,581 | 6,499,472 | 7,683,781 | 781,857 | 826,943 | 12,032,750 | 12,859,575 | 53,308 | 54,010 | 643,593 | 629,518 | 33,791,014 | 37,040,734 | 3,249,720 |

Annexure 1.3: Service Area and Operator wise details of PCOs

| Sl. No. | Name of Telecom Service Area | Service Provider | Number of PCOs as on 31.03.2024 | Number of PCOs as on 31.03.2025 | Net PCO increase/ decrease as on 31.03.2025 | Percentage Growth/ Decline as on 31.03.2025 |
|-------------------------|------------------------------|------------------------------|---------------------------------|---------------------------------|---|---|
| 1 | Andhra Pradesh | Bharat Sanchar Nigam Limited | 2,205 | 1,084 | -1121 | -50.84% |
| 2 | Assam | Bharat Sanchar Nigam Limited | 374 | 0 | -374 | -100.00% |
| 3 | Bihar | Bharat Sanchar Nigam Limited | 29 | 0 | -29 | -100.00% |
| 4 | Delhi | MTNL | 1,097 | 350 | -747 | -68.09% |
| 5 | Gujarat | Bharat Sanchar Nigam Limited | 1,306 | 747 | -559 | -42.80% |
| 6 | Haryana | Bharat Sanchar Nigam Limited | 52 | 15 | -37 | -71.15% |
| 7 | Himachal Pradesh | Bharat Sanchar Nigam Limited | 5 | 0 | -5 | -100.00% |
| 8 | Jammu & Kashmir | Bharat Sanchar Nigam Limited | 81 | 48 | -33 | -40.74% |
| 9 | Karnataka | Bharat Sanchar Nigam Limited | 546 | 1,083 | +537 | 98.35% |
| 10 | Kerala | Bharat Sanchar Nigam Limited | 2,153 | 629 | -1524 | -70.78% |
| 11 | Kolkata | Bharat Sanchar Nigam Limited | 506 | 333 | -173 | -34.19% |
| 12 | Madhya Pradesh | Bharat Sanchar Nigam Limited | 478 | 425 | -53 | -11.09% |
| 13 | Maharashtra | Bharat Sanchar Nigam Limited | 1,241 | 515 | -726 | -58.50% |
| 14 | Mumbai | MTNL | 3,860 | 2,216 | -1644 | -42.59% |
| 15 | North East | Bharat Sanchar Nigam Limited | 155 | 8 | -147 | -94.84% |
| 16 | Odisha | Bharat Sanchar Nigam Limited | 0 | 0 | 0 | 0.00% |
| 17 | Punjab | Bharat Sanchar Nigam Limited | 281 | 51 | -230 | -81.85% |
| | | Quadrant | 284 | 225 | -59 | -20.77% |
| 18 | Rajasthan | Bharat Sanchar Nigam Limited | 51 | 0 | -51 | -100.00% |
| 19 | TN including Chennai | Bharat Sanchar Nigam Limited | 4,921 | 2,334 | -2587 | -52.57% |
| 20 | UP - East | Bharat Sanchar Nigam Limited | 525 | 0 | -525 | -100.00% |
| 21 | UP - West | Bharat Sanchar Nigam Limited | 489 | 111 | -378 | -77.30% |
| 22 | West Bengal | Bharat Sanchar Nigam Limited | 13 | 11 | -2 | -15.38% |
| Total | | | 20,652 | 10,185 | -10467 | -50.68% |
| Total (In Lakhs) | | | 0.21 | 0.10 | -0.10 | -50.68% |

Annexure 1.4 : Internet Service Provider(ISP) wise Internet Subscriber base as on 31.03.2025

| S. No. | Name of Service Provider | Narrowband | Broadband | Total |
|---------------|---|-------------------|------------------|--------------|
| 1 | Reliance Jio Infocomm Ltd | 0 | 476,579,715 | 476,579,715 |
| 2 | Bharti Airtel Ltd. | 14,303,111 | 289,309,176 | 303,612,287 |
| 3 | Vodafone Idea Ltd | 7,697,875 | 126,406,811 | 134,104,686 |
| 4 | Bharat Sanchar Nigam Ltd. | 2,964,522 | 34,570,536 | 37,535,058 |
| 5 | Atria Convergence Technologies Limited | 0 | 2,291,265 | 2,291,265 |
| 6 | Kerala Vision Broadband Ltd. | 0 | 1,305,774 | 1,305,774 |
| 7 | Hathway Cable & Datacom Ltd. | 0 | 1,065,453 | 1,065,453 |
| 8 | Excitel Broadband Pvt. Ltd. | 0 | 966,630 | 966,630 |
| 9 | ONEOTT Intertainment Limited | 0 | 910,285 | 910,285 |
| 10 | GTPL Broadband Pvt. Ltd. | 0 | 758,645 | 758,645 |
| 11 | Netplus Broadband Services Pvt. Ltd | 0 | 739,630 | 739,630 |
| 12 | RailTel Corporation of India Ltd. | 0 | 578,341 | 578,341 |
| 13 | Tata Play Broadband Private Limited | 0 | 555,592 | 555,592 |
| 14 | Alliance Broadband Services Pvt. Ltd. | 0 | 551,282 | 551,282 |
| 15 | Andhra Pradesh State FibreNet Pvt. Ltd. | 0 | 520,309 | 520,309 |
| 16 | Asianet Satellite Communications Ltd. | 0 | 467,265 | 467,265 |
| 17 | Mahanagar Telephone Nigam Limited | 8,487 | 375,516 | 384,003 |
| 18 | Blue Lotus Support Services Pvt Ltd. | 0 | 311,993 | 311,993 |
| 19 | Pioneer eLabs Limited | 0 | 283,205 | 283,205 |
| 20 | Quadrant Televentures Ltd. | 60 | 262,551 | 262,611 |
| 21 | Tikona Infinet Ltd. | 0 | 204,786 | 204,786 |
| 22 | Anonet Communications Pvt Ltd | 0 | 201,315 | 201,315 |
| 23 | Microscan Internet Limited | 0 | 197,742 | 197,742 |
| 24 | GTPL KCBPL Broadband Private Limited | 0 | 173,180 | 173,180 |
| 25 | YOU Broadband India Ltd. | 76 | 131,938 | 132,014 |
| 26 | Wish Net Pvt. Ltd. | 0 | 126,334 | 126,334 |
| 27 | Indinet Service Pvt. Ltd. | 0 | 125,047 | 125,047 |
| 28 | Antariksh Softtech Private Limited | 0 | 124,822 | 124,822 |
| 29 | Excell Media Pvt. Ltd. | 0 | 121,981 | 121,981 |
| 30 | Extranet Supports Private Limited | 0 | 120,620 | 120,620 |
| 31 | Airnet Cable and Datacom Pvt. Ltd. | 0 | 116,634 | 116,634 |

| S. No. | Name of Service Provider | Narrowband | Broadband | Total |
|---------------|---|-------------------|------------------|--------------|
| 32 | Siti Broadband Services Pvt. Ltd. | 0 | 109,665 | 109,665 |
| 33 | Intech Online Pvt. Ltd. | 0 | 106,888 | 106,888 |
| 34 | Fusionnet Web Services Pvt. Ltd. | 0 | 96,135 | 96,135 |
| 35 | Bangalore Broadband Network Pvt Ltd | 0 | 93,266 | 93,266 |
| 36 | Vortex Netsol Pvt. Ltd. | 0 | 92,433 | 92,433 |
| 37 | Ishan Netsol Pvt. Ltd. | 0 | 90,649 | 90,649 |
| 38 | Ibus Virtual Network Services Private Limited | 0 | 89,203 | 89,203 |
| 39 | Thamizhaga InternetCommunications Pvt. Ltd. | 0 | 89,098 | 89,098 |
| 40 | Triple Play Broadband Pvt Ltd | 0 | 74,600 | 74,600 |
| 41 | K Net Solutions Pvt. Ltd. | 0 | 68,887 | 68,887 |
| 42 | KERALA FIBRE OPTIC NETWORK LIMITED | 0 | 55,124 | 55,124 |
| 43 | ADN BROADBAND PRIVATE LIMITED | 0 | 53,390 | 53,390 |
| 44 | AERPACE COMMUNICATIONS PRIVATE LIMITED | 0 | 48,108 | 48,108 |
| 45 | Radinet Info Solutions Pvt. Ltd. | 0 | 46,207 | 46,207 |
| 46 | Ethernet Xpress(I) Pvt. Ltd. | 0 | 44,884 | 44,884 |
| 47 | DEN Broadband Limited | 0 | 44,658 | 44,658 |
| 48 | WAVE FIBER PRIVATE LIMITED | 0 | 42,084 | 42,084 |
| 49 | Snet Networks Pvt. Ltd.. | 0 | 41,775 | 41,775 |
| 50 | DNA Infotel Pvt. Ltd. | 0 | 41,383 | 41,383 |
| 51 | Instanet Technologies Pvt. Ltd. | 0 | 39,476 | 39,476 |
| 52 | INFOCUS NETWORKS Pvt Ltd. | 0 | 39,187 | 39,187 |
| 53 | Juweriyah Networks Pvt. Ltd. | 0 | 38,723 | 38,723 |
| 54 | Meghbela Cable & Broadband Services (P) Ltd. | 0 | 38,146 | 38,146 |
| 55 | Gazon Communications India Limited | 0 | 36,353 | 36,353 |
| 56 | UCN Fibrenet Private Limited | 0 | 34,523 | 34,523 |
| 57 | UDUPI FASTNET PRIVATE LIMITED | 0 | 31,910 | 31,910 |
| 58 | VORTEX INFOCOM PRIVATE LIMITED | 0 | 31,182 | 31,182 |
| 59 | Deshkal Network Pvt. Ltd. | 0 | 30,676 | 30,676 |
| 60 | NURON COMMUNICATIONS PRIVATE LIMITED | 0 | 30,214 | 30,214 |
| 61 | Nuron Networks India Private Limited | 0 | 30,214 | 30,214 |
| 62 | HYOSEC SOLUTIONS Pvt. LTD | 0 | 27,843 | 27,843 |
| 63 | Navkar Supertech Pvt. Ltd | 0 | 27,764 | 27,764 |

| S. No. | Name of Service Provider | Narrowband | Broadband | Total |
|---------------|--|-------------------|------------------|--------------|
| 64 | Digital Networks Associates Pvt. Ltd. | 0 | 25,548 | 25,548 |
| 65 | CANDOR INFOSOLUTION PVT LTD. | 0 | 24,490 | 24,490 |
| 66 | Tata Teleservices Limited | 25 | 24,304 | 24,329 |
| 67 | Weebo Networks Pvt. Ltd. | 0 | 24,236 | 24,236 |
| 68 | Tata Teleservices(Maharashtra) Ltd. | 83 | 24,064 | 24,147 |
| 69 | Multicraft Digital Technologies Pvt. Ltd. | 0 | 24,038 | 24,038 |
| 70 | Readylink Internet Services Limited | 0 | 23,523 | 23,523 |
| 71 | TACHYON COMMUNICATIONS PRIVATE LIMITED | 0 | 23,465 | 23,465 |
| 72 | Airfiber Networks Pvt. Ltd. | 0 | 23,373 | 23,373 |
| 73 | D-ATUM VILCOM PRIVATE LIMITED | 0 | 22,990 | 22,990 |
| 74 | NEXTGEN BROADBAND PRIVATE LIMITED | 0 | 21,451 | 21,451 |
| 75 | Spiderlink Networks Pvt. Ltd. | 0 | 21,431 | 21,431 |
| 76 | Sristi Sanchar Webnet Ltd. | 0 | 20,714 | 20,714 |
| 77 | Charotar Telelink Pvt. Ltd.. | 0 | 20,332 | 20,332 |
| 78 | Five Internet Solutions Pvt. Ltd. | 0 | 20,204 | 20,204 |
| 79 | SHYAM SPECTRA PRIVATE LIMITED | 0 | 18,020 | 18,020 |
| 80 | Shree Omkar Infocom Pvt. Ltd | 0 | 17,933 | 17,933 |
| 81 | Sikka Broadband Private Limited | 0 | 17,375 | 17,375 |
| 82 | Fibervalley communications Pvt Ltd | 0 | 17,216 | 17,216 |
| 83 | Quest Consultancy Pvt. Ltd. | 0 | 17,149 | 17,149 |
| 84 | KINGS BROADBAND PVT LTD. (UL-ISP) | 0 | 16,782 | 16,782 |
| 85 | Honeycomb Telnnet Private Limited. | 0 | 16,053 | 16,053 |
| 86 | ZITA TELECOM PRIVATE LIMITED | 0 | 15,897 | 15,897 |
| 87 | Genstar Network Solutions Pvt. Ltd. | 0 | 15,256 | 15,256 |
| 88 | WEONE BROADBAND PRIVATE LIMITED | 0 | 14,920 | 14,920 |
| 89 | Yashash Cable Network Pvt Ltd | 0 | 14,819 | 14,819 |
| 90 | SRI SAI COMMUNICATION AND INTERNET PRIVATE LIMITED | 0 | 14,053 | 14,053 |
| 91 | Rajesh Digital & DataCom Pvt. Ltd. | 0 | 13,604 | 13,604 |
| 92 | R.G. Technosolutions Pvt. Ltd. | 0 | 13,112 | 13,112 |
| 93 | Pacenet Meghbela Broadband Pvt. Ltd. | 0 | 13,027 | 13,027 |
| 94 | KARNATAKA FASTNET PRIVATE LIMITED | 0 | 12,816 | 12,816 |
| 95 | BALAJI TELESERVICES DEVELOPMENTPRIVATE LIMITED | 0 | 12,517 | 12,517 |

| S. No. | Name of Service Provider | Narrowband | Broadband | Total |
|---------------|--|-------------------|------------------|--------------|
| 96 | Five Net Service Provider Pvt. Ltd. | 0 | 12,474 | 12,474 |
| 97 | ALEGRA COMMUNICATION PRIVATE LIMITED | 0 | 12,434 | 12,434 |
| 98 | RI NETWORKS PRIVATE LIMITED | 0 | 12,299 | 12,299 |
| 99 | Sancfil Technologies Internet Services Pvt. Ltd. | 0 | 12,283 | 12,283 |
| 100 | Specific Net Pvt. Ltd | 0 | 12,216 | 12,216 |
| 101 | Wan and Lan Internet Pvt. Ltd. | 0 | 12,153 | 12,153 |
| 102 | Rural Broadband Pvt. Ltd. | 0 | 11,870 | 11,870 |
| 103 | VIJAYALAKSHMI NET SERVICES PRIVATE LIMITED | 0 | 11,496 | 11,496 |
| 104 | VAINAVI INDUSTRIES LIMITED | 0 | 11,207 | 11,207 |
| 105 | DL GTPL Broadband Pvt. Ltd. | 0 | 11,004 | 11,004 |
| 106 | Siliguri Internet & Cable TV Pvt. Ltd. | 0 | 10,785 | 10,785 |
| 107 | SHINE COMMUNICATIONS PRIVATE LIMITED | 0 | 10,742 | 10,742 |
| 108 | Lalat Internet Service Private Limited | 0 | 10,400 | 10,400 |
| 109 | Infonet Comm Enterprises Pvt. Ltd. | 42 | 10,277 | 10,319 |
| 110 | FUTURE CONNECT BROADBAND PRIVATE LIMITED | 0 | 10,304 | 10,304 |
| 111 | MANGALURU BROADBAND NETWORK Pvt Ltd. | 0 | 10,174 | 10,174 |
| 112 | Paradise Telecom Pvt. Ltd. | 0 | 10,092 | 10,092 |
| 113 | Vizag Broad Casting Company Pvt. Ltd. | 0 | 9,861 | 9,861 |
| 114 | Angel Air Network Solutions Pvt. Ltd. | 0 | 9,839 | 9,839 |
| 115 | Net 9 Fibernet Pvt Ltd | 0 | 9,835 | 9,835 |
| 116 | QUALITY BROADBAND PRIVATE LIMITED | 0 | 9,760 | 9,760 |
| 117 | NORTH EAST DATAA NETWORK PRIVATE LIMITED | 0 | 9,675 | 9,675 |
| 118 | Esto Broadband Pvt. Ltd. | 0 | 9,670 | 9,670 |
| 119 | COUNTRY ONLINE SERVICES PVT LTD. | 0 | 9,656 | 9,656 |
| 120 | Apple Broadband Services Pvt. Ltd. | 0 | 9,195 | 9,195 |
| 121 | VORTEX INFOWAY PRIVATE LIMITED | 0 | 9,186 | 9,186 |
| 122 | Tata Communications Limited | 108 | 8,986 | 9,094 |
| 123 | ANGEL AIR NETWORK SOLUTIONS PRIVATE LIMITED | 0 | 8,951 | 8,951 |
| 124 | Apna TeleLink Pvt. Ltd. | 0 | 8,785 | 8,785 |
| 125 | AERONET ONLINE SERVICES PRIVATE LIMITED | 0 | 8,605 | 8,605 |

| S. No. | Name of Service Provider | Narrowband | Broadband | Total |
|---------------|--|-------------------|------------------|--------------|
| 126 | TJ BROADBAND NETWORK PRIVATE LIMITED | 0 | 8,209 | 8,209 |
| 127 | Deenet Services Pvt. Ltd. | 0 | 8,023 | 8,023 |
| 128 | City Online Services Ltd. | 0 | 8,022 | 8,022 |
| 129 | Cityzone Infonet Pvt. Ltd. | 0 | 7,900 | 7,900 |
| 130 | Rapid Telecom India Pvt. Ltd. | 0 | 7,815 | 7,815 |
| 131 | Ultra Internet Services Pvt. Ltd. | 0 | 7,724 | 7,724 |
| 132 | MNR Broadband Services Pvt Ltd. | 0 | 7,550 | 7,550 |
| 133 | WSNS Pvt. Ltd. | 0 | 7,520 | 7,520 |
| 134 | Multinet (Udaipur) Pvt. Ltd. | 0 | 7,419 | 7,419 |
| 135 | Gigaline Teleservices (OPC) Pvt. Ltd | 0 | 7,336 | 7,336 |
| 136 | FIBERX NETWORKS PRIVATE LIMITED | 0 | 7,325 | 7,325 |
| 137 | Cityline Networks Pvt. Ltd. | 0 | 7,278 | 7,278 |
| 138 | Orange Infocom Pvt. Ltd. | 0 | 7,171 | 7,171 |
| 139 | Praction Networks Pvt. Ltd.. | 0 | 7,086 | 7,086 |
| 140 | Arktel Networks Private Limited | 0 | 7,007 | 7,007 |
| 141 | SSCN Pvt. Ltd. | 0 | 6,768 | 6,768 |
| 142 | SATELLITE NETCOM PRIVATE LIMITED | 0 | 6,727 | 6,727 |
| 143 | ONREMOTE TELECOM PRIVATE LIMITED | 0 | 6,671 | 6,671 |
| 144 | Sanchar Telenetwork Pvt. Ltd.. | 0 | 6,620 | 6,620 |
| 145 | SNS INTERNET SERVICES PRIVATE LIMITED | 0 | 6,582 | 6,582 |
| 146 | 7 Star Cablenet Pvt. Ltd | 0 | 6,453 | 6,453 |
| 147 | Rainbow Communications India Private Limited | 0 | 6,403 | 6,403 |
| 148 | Inet Fiber India Pvt. Ltd | 0 | 6,338 | 6,338 |
| 149 | FALCONET INTERNET PVT LTD | 0 | 6,313 | 6,313 |
| 150 | Patel Internet Pvt. Ltd. | 0 | 6,269 | 6,269 |
| 151 | Niss Internet Services Pvt. Ltd. | 0 | 6,249 | 6,249 |
| 152 | EM-CYBERSPACE SERVICES PRIVATE LIMITED | 0 | 6,200 | 6,200 |
| 153 | KKD BROADBAND PRIVATE LIMITED | 0 | 6,160 | 6,160 |
| 154 | SPHEREBOX INTERNET SERVICES PRIVATE LIMITED | 0 | 6,132 | 6,132 |
| 155 | Dsouza Infotainment Pvt. Ltd. | 0 | 6,061 | 6,061 |
| 156 | S S Netcom Pvt. Ltd. | 0 | 5,959 | 5,959 |
| 157 | LM Energy and Software Pvt. Ltd. | 0 | 5,857 | 5,857 |
| 158 | SUNDARAM BROADBAND PRIVATE LIMITED | 0 | 5,810 | 5,810 |

| S. No. | Name of Service Provider | Narrowband | Broadband | Total |
|---------------|--|-------------------|------------------|--------------|
| 159 | Skymax Broadband Services Pvt. Ltd. | 0 | 5,685 | 5,685 |
| 160 | OM-ASHA Net Pvt. Ltd. | 0 | 5,521 | 5,521 |
| 161 | HIGHTECH BROADBAND SERVICES Pvt Ltd. | 0 | 5,439 | 5,439 |
| 162 | BELL TELE SERVICES INDIA PRIVAT LIMITED | 0 | 5,403 | 5,403 |
| 163 | AT Broadband Pvt. Ltd. | 0 | 5,402 | 5,402 |
| 164 | SCNSKY DIGITAL OPC PRIVATE LIMITED | 0 | 5,324 | 5,324 |
| 165 | QUESTGURU ONLINE SERVICES (OPC) PRIVATE LIMITED | 0 | 5,300 | 5,300 |
| 166 | ADN K NET FIBER PRIVATE LIMITED | 0 | 5,281 | 5,281 |
| 167 | WORLD FIBERNET PRIVATE LIMITED | 0 | 5,204 | 5,204 |
| 168 | Airgenie Communications Pvt. Ltd. | 0 | 5,088 | 5,088 |
| 169 | HIGHTEC NETWORK SOLUTIONS (OPC) PRIVATE LIMITED | 0 | 5,065 | 5,065 |
| 170 | Geocity Network Solutions Pvt. Ltd. | 0 | 4,991 | 4,991 |
| 171 | Wefe Technology Pvt. Ltd. | 0 | 4,877 | 4,877 |
| 172 | Netrun Technologies Pvt. Ltd.. | 0 | 4,820 | 4,820 |
| 173 | Sify Technologies Ltd. | 209 | 4,539 | 4,748 |
| 174 | A.S.C.S.C. DIGITAL PRIVATE LIMITED | 0 | 4,734 | 4,734 |
| 175 | SITI VISION DATA SOLUTIONS PRIVATE LIMITED | 0 | 4,400 | 4,400 |
| 176 | Smartlink Solutions Pvt. Ltd. | 0 | 4,326 | 4,326 |
| 177 | Siddhant Broadband Pvt. Ltd. | 0 | 4,317 | 4,317 |
| 178 | Symbios Creations Pvt. Ltd. | 0 | 4,262 | 4,262 |
| 179 | Speednet Unique Network Pvt. Ltd. | 0 | 4,235 | 4,235 |
| 180 | FIBRE AIR SERVICES Pvt Ltd. | 0 | 4,161 | 4,161 |
| 181 | MULTIREACH BROADBAND SERVICES PRIVATE LIMITED (UL-VNO) | 0 | 4,159 | 4,159 |
| 182 | Nirav Infoway Pvt. Ltd | 0 | 3,963 | 3,963 |
| 183 | HYFY Giga Fiber Pvt. Ltd. | 0 | 3,940 | 3,940 |
| 184 | OM SHIV SAI INTERNET SERVICE (OPC) PVT. LTD | 0 | 3,900 | 3,900 |
| 185 | SATHYA WEB SERVICES Pvt Ltd. | 0 | 3,896 | 3,896 |
| 186 | Krishinet Infocom Pvt. Ltd. | 0 | 3,840 | 3,840 |
| 187 | INRI COMMUNICATIONS Pvt Ltd. | 0 | 3,784 | 3,784 |
| 188 | DEL DSL INTERNET PRIVATE LIMITED | 0 | 3,750 | 3,750 |
| 189 | ALACRIY NET SYSTEM SERVICE PRIVATE LIMITED | 0 | 3,710 | 3,710 |

| S. No. | Name of Service Provider | Narrowband | Broadband | Total |
|---------------|---|-------------------|------------------|--------------|
| 190 | NEHA INFONET Pvt Ltd. | 0 | 3,705 | 3,705 |
| 191 | BHORER ALO CABLE AND BROADBAND PRIVATE LIMITED (UL-VNO) | 0 | 3,644 | 3,644 |
| 192 | GRAND BROADBAND SERVICES PRIVATE LIMITED | 0 | 3,610 | 3,610 |
| 193 | STN INFOTECH PVT. LTD. | 0 | 3,589 | 3,589 |
| 194 | VPM NETWORKS PRIVATE LIMITED | 0 | 3,587 | 3,587 |
| 195 | Prathamesh Broadband Pvt. Ltd | 0 | 3,576 | 3,576 |
| 196 | Johnson Telemarketers Pvt. Ltd. | 0 | 3,569 | 3,569 |
| 197 | GSTECH Software Systems Pvt. Ltd. | 0 | 3,530 | 3,530 |
| 198 | NET ACCESS INTERNET INDIA PRIVATE LIMITED | 0 | 3,528 | 3,528 |
| 199 | BHIMA RIDDHI BROADBAND PRIVATE LIMITED | 0 | 3,493 | 3,493 |
| 200 | Flashcom Network Pvt. Ltd. | 0 | 3,475 | 3,475 |
| 201 | CONNECT4SURE TECHNOLOGIES PRIVATE LIMITED | 0 | 3,336 | 3,336 |
| 202 | VENKATA SAI INTERNET PRIVATE LIMITED | 0 | 3,300 | 3,300 |
| 203 | Fttx Broadband Pvt. Ltd. | 0 | 3,210 | 3,210 |
| 204 | MEGAPRIME NETWORK PRIVATE LIMITED | 0 | 3,204 | 3,204 |
| 205 | A S Broadband Pvt Ltd. | 0 | 3,187 | 3,187 |
| 206 | Antarjal IT Communication Pvt. Ltd. | 0 | 3,184 | 3,184 |
| 207 | TAJ BROADBAND PRIVATE LIMITED | 0 | 3,152 | 3,152 |
| 208 | INSPIRE SOLUTIONS Pvt Ltd. | 0 | 3,143 | 3,143 |
| 209 | NETFOX NETWORKS PRIVATE LIMITED | 0 | 3,140 | 3,140 |
| 210 | Foxcell Communications Pvt. Ltd. | 0 | 3,113 | 3,113 |
| 211 | SINDHU FIBER PRIVATE LIMITED | 0 | 3,113 | 3,113 |
| 212 | NGC Broadband Pvt. Ltd. | 0 | 3,111 | 3,111 |
| 213 | Kumar Cable Digital Network Pvt. Ltd. | 0 | 3,087 | 3,087 |
| 214 | Karunay Internet Pvt. Ltd. | 0 | 3,064 | 3,064 |
| 215 | MICRONET GIGAFIBER Pvt Ltd. | 0 | 3,040 | 3,040 |
| 216 | Suntech Sanchar Private Limited | 0 | 3,000 | 3,000 |
| 217 | Kappa Internet Services Pvt. Ltd. | 0 | 2,973 | 2,973 |
| 218 | ZYETEK TELECOM PRIVATE LIMITED | 0 | 2,968 | 2,968 |
| 219 | PEGASUSWAVE PRIVATE LIMITED | 0 | 2,942 | 2,942 |
| 220 | Netway Internet Pvt. Ltd. | 0 | 2,783 | 2,783 |

| S. No. | Name of Service Provider | Narrowband | Broadband | Total |
|--------|--|------------|-----------|-------|
| 221 | DREAMLINK TECHNOLOGIES PVT LTD | 0 | 2,728 | 2,728 |
| 222 | Fiberzone communication Pvt Ltd | 0 | 2,712 | 2,712 |
| 223 | GOAN FIBERNET INDIA PRIVATE LIMITED | 0 | 2,709 | 2,709 |
| 224 | Dishawaves Infonet Pvt. Ltd.. | 0 | 2,707 | 2,707 |
| 225 | SmartLink Broadband Services Pvt Ltd | 0 | 2,692 | 2,692 |
| 226 | DEHRADUN E NET SOLUTIONS PRIVATE LIMITED | 0 | 2,660 | 2,660 |
| 227 | METANET TELECOMMUNICATIONS INDIA (OPC) PRIVATE LIMITED | 0 | 2,655 | 2,655 |
| 228 | Starlings Wireless Communications Pvt. Ltd. | 0 | 2,649 | 2,649 |
| 229 | Kovai Fibernet Pvt. Ltd. | 0 | 2,644 | 2,644 |
| 230 | GNANA 11 COMMUNICATION PVT LTD | 0 | 2,626 | 2,626 |
| 231 | Mukand Infotel Pvt. Ltd. | 0 | 2,593 | 2,593 |
| 232 | Myguru Online India (P) Ltd. | 0 | 2,548 | 2,548 |
| 233 | North Point Services Pvt. Ltd. | 0 | 2,545 | 2,545 |
| 234 | INFINET BROADBAND PRIVATE LIMITED | 0 | 2,533 | 2,533 |
| 235 | U TELE SERVICES PRIVATE LIMITED | 0 | 2,533 | 2,533 |
| 236 | OPTO COMMUNICATIONS PRIVATE LIMITED | 0 | 2,503 | 2,503 |
| 237 | KOLI'Z PRIVATE LIMITED | 0 | 2,502 | 2,502 |
| 238 | SSKY CONNEECT Pvt Ltd. | 0 | 2,481 | 2,481 |
| 239 | Real Wire Express Network Pvt. Ltd. | 0 | 2,447 | 2,447 |
| 240 | MULTIREACH BROADBAND SERVICES PRIVATE LIMITED (UL-ISP) | 0 | 2,439 | 2,439 |
| 241 | Sonali Internet Services Pvt. Ltd. | 0 | 2,434 | 2,434 |
| 242 | Smart net India Pvt. Ltd. | 0 | 2,418 | 2,418 |
| 243 | IRISTEL Communication Private Limited | 0 | 2,370 | 2,370 |
| 244 | Seashell Networking Pvt Ltd | 0 | 2,362 | 2,362 |
| 245 | UK GIGAFIBER INTERNET SERVICES PRIVATE LIMITED | 0 | 2,325 | 2,325 |
| 246 | Amar Broadband Pvt. Ltd.. | 0 | 2,323 | 2,323 |
| 247 | HELLOINTERNET PRIVATE LIMITED | 0 | 2,323 | 2,323 |
| 248 | Channel III Internet Pvt. Ltd. | 0 | 2,242 | 2,242 |
| 249 | KWIKZO TELECOMM PVT LTD | 0 | 2,242 | 2,242 |
| 250 | MERV ENTERPRISES PVT LTD | 0 | 2,236 | 2,236 |

| S. No. | Name of Service Provider | Narrowband | Broadband | Total |
|---------------|---|-------------------|------------------|--------------|
| 251 | HBS Network Pvt. Ltd. | 0 | 2,210 | 2,210 |
| 252 | Macro Signal Pvt. Ltd | 0 | 2,172 | 2,172 |
| 253 | JDM Broadband Services Pvt. Ltd. | 0 | 2,145 | 2,145 |
| 254 | Maharaj Netsol Pvt Ltd | 0 | 2,129 | 2,129 |
| 255 | MAULEE BROADBAND PRIVATE LIMITED | 0 | 2,105 | 2,105 |
| 256 | NET 4 U Services Pvt Ltd. | 0 | 2,097 | 2,097 |
| 257 | Ruhban Telecommunication Private Limited | 0 | 2,094 | 2,094 |
| 258 | Spider Broadband Pvt. Ltd.. | 0 | 2,091 | 2,091 |
| 259 | Seven Star Digicomm Pvt. Ltd.. | 0 | 2,067 | 2,067 |
| 260 | AXOM INTERNET SERVICES PRIVATE LIMITED | 0 | 2,065 | 2,065 |
| 261 | VYBE TELECOM PRIVATE LIMITED | 0 | 2,059 | 2,059 |
| 262 | Mayekar Broadband Pvt. Ltd. | 0 | 2,055 | 2,055 |
| 263 | OUTOFBOX NETWORKS PRIVATE LIMITED | 0 | 2,050 | 2,050 |
| 264 | MAXNET DIGITAL PRIVATE LIMITED | 0 | 2,047 | 2,047 |
| 265 | Skyline Infonet Pvt. Ltd. | 0 | 2,040 | 2,040 |
| 266 | Galaxynet Connections Pvt. Ltd. | 0 | 2,033 | 2,033 |
| 267 | Southnet Broadband Pvt. Ltd. | 0 | 2,030 | 2,030 |
| 268 | SUSNEHAM PRIVATE LIMITED | 0 | 2,020 | 2,020 |
| 269 | Classic Internet and Cable Services Pvt. Ltd. | 0 | 2,004 | 2,004 |
| 270 | D2R INFOTECH PRIVATE LIMITED | 0 | 1,985 | 1,985 |
| 271 | Tejays Dynamic Ltd. | 27 | 1,954 | 1,981 |
| 272 | S G Broadband Internet Pvt Ltd. | 0 | 1,971 | 1,971 |
| 273 | Opticom Networks Pvt.Ltd | 0 | 1,961 | 1,961 |
| 274 | TACT COMMUNICATION PRIVATE LIMITED | 0 | 1,961 | 1,961 |
| 275 | Sri Nagar Net Tech Pvt. Ltd. | 5 | 1,952 | 1,957 |
| 276 | Weblink InfowaysPvt. Ltd. | 0 | 1,934 | 1,934 |
| 277 | RSW Infoway Digital Solution Pvt. Ltd. | 0 | 1,928 | 1,928 |
| 278 | Shikhar BroadbandEnterprises Pvt. Ltd. | 0 | 1,910 | 1,910 |
| 279 | ROARNET BROADBAND PRIVATE LIMITED | 0 | 1,907 | 1,907 |
| 280 | LAKSHAY ISOLUTIONS INDIA PRIVATE LIMITED | 0 | 1,897 | 1,897 |
| 281 | Bakcom Networks India Pvt. Ltd. | 0 | 1,889 | 1,889 |
| 282 | Megahertz Internet Network Pvt. Ltd. | 0 | 1,865 | 1,865 |

| S. No. | Name of Service Provider | Narrowband | Broadband | Total |
|---------------|--|-------------------|------------------|--------------|
| 283 | NCore CreativeTechnologies Pvt. Ltd. (VNO) | 1,342 | 500 | 1,842 |
| 284 | IQTERA COMMUNICATION PVT LTD | 0 | 1,834 | 1,834 |
| 285 | Scud Communication Pvt. Ltd. | 0 | 1,820 | 1,820 |
| 286 | BLITS GLOBAL TECHNOLOGIES Pvt. LTD | 0 | 1,818 | 1,818 |
| 287 | Oxynet Telecommunications Pvt. Ltd | 0 | 1,817 | 1,817 |
| 288 | Jiffy Cable & Datacom Pvt. Ltd. | 0 | 1,812 | 1,812 |
| 289 | Sefaro Networks Pvt. Ltd. | 0 | 1,790 | 1,790 |
| 290 | VAYU ONLINE PRIVATE LIMITED | 0 | 1,790 | 1,790 |
| 291 | F2Connect Private Limited | 0 | 1,781 | 1,781 |
| 292 | Cyber City ExtremeBroadband Pvt. Ltd. | 0 | 1,761 | 1,761 |
| 293 | U.P. Communication Services Pvt. Ltd. | 0 | 1,724 | 1,724 |
| 294 | RAPIDMOVE BROADBAND SERVICES PRIVATE LIMITED | 0 | 1,700 | 1,700 |
| 295 | ZESS NETWORKS PRIVATE LIMITED | 0 | 1,696 | 1,696 |
| 296 | CORSICA SOLUTIONS PRIVATE LIMITED | 0 | 1,694 | 1,694 |
| 297 | Packenet Solutions Pvt. Ltd. | 0 | 1,675 | 1,675 |
| 298 | KINGS BROADBAND PVT LTD. (UL-VNO) | 0 | 1,655 | 1,655 |
| 299 | psnet solutions pvt ltd | 0 | 1,640 | 1,640 |
| 300 | TRICHY CHANNEL NINE CABLENET Pvt Ltd. | 0 | 1,636 | 1,636 |
| 301 | S P Internet Technologies Pvt. Ltd. | 0 | 1,635 | 1,635 |
| 302 | Ranchhodrai Telecom Pvt. Ltd. | 0 | 1,633 | 1,633 |
| 303 | City Online AP Pvt. Ltd. | 0 | 1,625 | 1,625 |
| 304 | Spectram Telecom Pvt.Ltd | 0 | 1,604 | 1,604 |
| 305 | Unigro Infranet Online Pvt. Ltd. | 0 | 1,563 | 1,563 |
| 306 | FoFo Networks Private Limited | 0 | 1,561 | 1,561 |
| 307 | Teligus Networks Pvt. Ltd | 0 | 1,558 | 1,558 |
| 308 | Ski Network Services Pvt. Ltd. | 0 | 1,550 | 1,550 |
| 309 | Lbs Infoway India Pvt. Ltd. | 0 | 1,533 | 1,533 |
| 310 | NETWAY INFOTECH PVT LTD | 0 | 1,525 | 1,525 |
| 311 | Osbnnet Broadband Pvt. Ltd. | 0 | 1,523 | 1,523 |
| 312 | TECHNETSOL INFOTECH PRIVATE LIMITED | 0 | 1,516 | 1,516 |
| 313 | GREEN ARROW TECHNOLOGY PRIVATE LIMITED | 0 | 1,511 | 1,511 |

| S. No. | Name of Service Provider | Narrowband | Broadband | Total |
|--------|--|------------|-----------|-------|
| 314 | Sadaa SmartlinksCommunication Pvt. Ltd. | 0 | 1,510 | 1,510 |
| 315 | JB Jain Broadband Solutions Private Limited | 0 | 1,503 | 1,503 |
| 316 | S S Fiber Net OpticalCommunication Pvt. Ltd. | 0 | 1,503 | 1,503 |
| 317 | Allnet Broadband Network Pvt. Ltd. | 0 | 1,500 | 1,500 |
| 318 | F2H Networks Pvt. Ltd. | 0 | 1,500 | 1,500 |
| 319 | ERO Wide Comm Pvt. Ltd. | 0 | 1,499 | 1,499 |
| 320 | Skynet Datacom Pvt. Ltd. | 0 | 1,490 | 1,490 |
| 321 | F X WIRELESS TECHNOLOGY SOLUTIONS Pvt Ltd. | 0 | 1,473 | 1,473 |
| 322 | Thrishul Broadband Pvt. Ltd.. | 0 | 1,471 | 1,471 |
| 323 | Raze Networks Pvt. Ltd. | 0 | 1,456 | 1,456 |
| 324 | MORE WIFI INTERNET PRIVATE LIMITED | 0 | 1,445 | 1,445 |
| 325 | MGI NETWORKS PVT LTD | 0 | 1,444 | 1,444 |
| 326 | VSJ Internet Services Pvt. Ltd. | 0 | 1,443 | 1,443 |
| 327 | Speedmaxx Digital Networks Pvt. Ltd. | 0 | 1,412 | 1,412 |
| 328 | Paramount Infinet Pvt. Ltd. | 0 | 1,405 | 1,405 |
| 329 | Veloxr Telecom Pvt. Ltd. | 0 | 1,395 | 1,395 |
| 330 | Revolution Broadband Pvt. Ltd. | 0 | 1,372 | 1,372 |
| 331 | Nikita Broadband Pvt. Ltd | 0 | 1,360 | 1,360 |
| 332 | FUTURE NETSANCHAR LIMITED | 0 | 1,356 | 1,356 |
| 333 | JCN INTERNET PRIVATE LIMITED | 0 | 1,318 | 1,318 |
| 334 | AIRLINE INTERNET SOLUTIONS INDIA PVT LTD | 0 | 1,311 | 1,311 |
| 335 | Global (India) Tele Infra Pvt. Ltd. | 0 | 1,301 | 1,301 |
| 336 | Gigacast Network Pvt. Ltd. | 0 | 1,298 | 1,298 |
| 337 | MHASE INTERNET NETWORK (OPC) PRIVATE LIMITED | 0 | 1,287 | 1,287 |
| 338 | Stackbit Internet Services Pvt. Ltd. | 0 | 1,286 | 1,286 |
| 339 | VORTEX NETWORKS PRIVATE LIMITED | 0 | 1,285 | 1,285 |
| 340 | Green Tech Net Com Pvt. Ltd.. | 0 | 1,284 | 1,284 |
| 341 | Vizag BroadbandCommunications Pvt. Ltd. | 0 | 1,278 | 1,278 |
| 342 | AKASI NETWORKS PRIVATE LIMITED | 0 | 1,270 | 1,270 |
| 343 | ELITEL SOLUTIONS PRIVATE LIMITED | 0 | 1,267 | 1,267 |
| 344 | Airwaves Internet Pvt. Ltd. | 0 | 1,255 | 1,255 |
| 345 | Aspirare Communications Pvt Ltd | 0 | 1,254 | 1,254 |

| S. No. | Name of Service Provider | Narrowband | Broadband | Total |
|---------------|---|-------------------|------------------|--------------|
| 346 | MAURY BROADBAND MARKETING PRIVATE LIMITED | 0 | 1,252 | 1,252 |
| 347 | Clickian Network Pvt. Ltd. | 0 | 1,250 | 1,250 |
| 348 | PADMESH BROADBAND PRIVATE LIMITED | 0 | 1,245 | 1,245 |
| 349 | Minnal DigitalNetwork (P) Ltd. | 0 | 1,235 | 1,235 |
| 350 | AMK SUNBEAM COMMUNICATION PRIVATE LIMITED | 0 | 1,232 | 1,232 |
| 351 | Peak Air Pvt. Ltd. | 0 | 1,227 | 1,227 |
| 352 | INFOLINK BROADBAND SERVICES PRIVATE LIMITED | 0 | 1,224 | 1,224 |
| 353 | MAHRTH INTERNET SERVICES PRIVATE LIMITED | 0 | 1,218 | 1,218 |
| 354 | Treelink Broadband Pvt. Ltd. | 0 | 1,214 | 1,214 |
| 355 | Navkar Netsol Pvt. Ltd.. | 0 | 1,206 | 1,206 |
| 356 | Sukruti Gcn Networks Pvt. Ltd. | 0 | 1,200 | 1,200 |
| 357 | Sharplink Wireless Solution Pvt. Ltd. | 0 | 1,194 | 1,194 |
| 358 | APEX FIBERNET PRIVATE LIMITED | 0 | 1,183 | 1,183 |
| 359 | BENVAR PRIVATE LIMITED | 0 | 1,171 | 1,171 |
| 360 | CARE BROADBAND PRIVATE LIMITED | 0 | 1,170 | 1,170 |
| 361 | Catla IT & Engineering Co Pvt. Ltd. | 0 | 1,170 | 1,170 |
| 362 | EBENEZAR COMMUNICATIONS PVT. LTD. | 0 | 1,138 | 1,138 |
| 363 | ARCLINK NETWORK Pvt Ltd. | 0 | 1,130 | 1,130 |
| 364 | SHAILDHAR TELECOM SERVICES Pvt. LTD | 0 | 1,108 | 1,108 |
| 365 | Pintwire infomatics pvt ltd | 0 | 1,107 | 1,107 |
| 366 | FLYLINK INTERNET SERVICES PRIVATE LIMITED | 0 | 1,105 | 1,105 |
| 367 | INFOLINK BROADBAND SERVICES PRIVATE LIMITED | 0 | 1,080 | 1,080 |
| 368 | DIGHES INTERNET SERVICES (OPC) PRIVATE LIMITED | 0 | 1,079 | 1,079 |
| 369 | 777 NETWORK BROADBAND PRIVATE LIMITED | 0 | 1,073 | 1,073 |
| 370 | Ashley Internet Services Pvt. Ltd. | 0 | 1,073 | 1,073 |
| 371 | NM PARIBAS PRIVATE LIMITED | 0 | 1,072 | 1,072 |
| 372 | Elyzium Technologies Pvt. Ltd. | 0 | 1,069 | 1,069 |
| 373 | SWAMI SAMARTH BROADBAND SERVICE PRIVATE LIMITED | 0 | 1,068 | 1,068 |
| 374 | THINGS OF INDIA (OPC) PRIVATE LIMITED | 0 | 1,065 | 1,065 |
| 375 | SPEED HEX TELE COMMUNICATIONS PRIVATE LIMITED | 0 | 1,062 | 1,062 |

| S. No. | Name of Service Provider | Narrowband | Broadband | Total |
|---------------|---|-------------------|------------------|--------------|
| 376 | MARUTHI INTERNET PRIVATE LIMITED | 0 | 1,056 | 1,056 |
| 377 | Blu Ultraband Internet Services Private Limited | 0 | 1,047 | 1,047 |
| 378 | RKG BROADBAND PRIVATE LIMITED | 0 | 1,046 | 1,046 |
| 379 | HPS Digital Broadband Pvt. Ltd. | 0 | 1,045 | 1,045 |
| 380 | Trueinet Networks Pvt.Ltd | 0 | 1,045 | 1,045 |
| 381 | Uzaina Business India Pvt. Ltd. | 0 | 1,035 | 1,035 |
| 382 | Venessa Internet Pvt. Ltd. | 0 | 1,035 | 1,035 |
| 383 | AKD NETWORK PRIVATE LIMITED | 0 | 1,027 | 1,027 |
| 384 | Netsat Communications Pvt. Ltd. | 0 | 1,026 | 1,026 |
| 385 | Shrisai Shavenk Technologies Pvt. Ltd. | 0 | 1,026 | 1,026 |
| 386 | SHREENAY TECHNOLOGIES PRIVATE LIMITED | 0 | 1,025 | 1,025 |
| 387 | DNS SKYLINK PRIVATE LIMITED | 0 | 1,019 | 1,019 |
| 388 | VINAYAK INTERNET SERVICES PRIVATE LIMITED | 0 | 1,018 | 1,018 |
| 389 | SIS NETWORKS PRIVATE LIMITED | 0 | 1,017 | 1,017 |
| 390 | Netlinx Limited | 0 | 1,016 | 1,016 |
| 391 | WANSI INTECH SERVICES HUB PRIVATE LIMITED | 0 | 1,007 | 1,007 |
| 392 | Anushree DigitalNetwork Pvt. Ltd. | 0 | 1,001 | 1,001 |
| 393 | Kedia Internet Pvt. Ltd. | 0 | 1,000 | 1,000 |
| 394 | Suncity Broadband Pvt. Ltd. | 0 | 1,000 | 1,000 |
| 395 | FASTCOM TELELINK PRIVATE LIMITED | 0 | 995 | 995 |
| 396 | Inet Services Pvt. Ltd. | 0 | 995 | 995 |
| 397 | Sigaram Networks Pvt. Ltd. | 0 | 993 | 993 |
| 398 | Velocity Broadband Pvt. Ltd. | 0 | 993 | 993 |
| 399 | Graceway Infrastructure and Services Pvt. Ltd | 0 | 990 | 990 |
| 400 | Al-Mairah Broadband Pvt. Ltd. | 0 | 989 | 989 |
| 401 | FIBERSTORY COMMUNICATIONS PRIVATE LIMITED | 0 | 968 | 968 |
| 402 | Hostaxis Network Pvt. Ltd. | 0 | 966 | 966 |
| 403 | BBRG Communication and Internet Pvt. Ltd. | 0 | 965 | 965 |
| 404 | Getway Broadband Pvt. Ltd. | 0 | 961 | 961 |
| 405 | IAXN Telecom Pvt. Ltd. | 0 | 959 | 959 |
| 406 | GPS Connection Private Limited | 0 | 958 | 958 |
| 407 | CITY TRANSMISSION NETWORK PRIVATE LIMITED | 0 | 950 | 950 |

| S. No. | Name of Service Provider | Narrowband | Broadband | Total |
|---------------|--|-------------------|------------------|--------------|
| 408 | Ultimate Internet Services Pvt. Ltd. | 0 | 949 | 949 |
| 409 | Sri Krishna Internet Services Pvt. Ltd. | 0 | 942 | 942 |
| 410 | ARJUN BROADBAND PRIVATE LIMITED | 0 | 941 | 941 |
| 411 | WINUX COMMUNICATIONS PVT. LTD. | 0 | 938 | 938 |
| 412 | ACN Fiber Pvt. Ltd | 0 | 932 | 932 |
| 413 | NetMagic Solutions(P) Ltd. | 0 | 927 | 927 |
| 414 | Wyris Network Pvt. Ltd. | 0 | 923 | 923 |
| 415 | ZENNET SERVICES PRIVATE LIMITED | 0 | 922 | 922 |
| 416 | CLOUDLASERS TELECOM PRIVATE LIMITED (UL-VNO) | 0 | 910 | 910 |
| 417 | Primenet Global Private Limited | 0 | 910 | 910 |
| 418 | Lakecity Intercom Private Limited | 0 | 897 | 897 |
| 419 | Fastnet Communication Pvt. Ltd. | 0 | 895 | 895 |
| 420 | BHR BROADBAND PVT LTD | 0 | 891 | 891 |
| 421 | Mhatoba BroadbandPvt. Ltd | 0 | 883 | 883 |
| 422 | JAPNEET FIBER PRIVATE LIMITED | 0 | 881 | 881 |
| 423 | Onet Digital Networks Pvt. Ltd.. | 0 | 880 | 880 |
| 424 | BRISKCOM INFOWAY PRIVATE LIMITED | 0 | 876 | 876 |
| 425 | SVD Digital Networks Pvt. Ltd. | 0 | 870 | 870 |
| 426 | Netfirst Communications Pvt. Ltd. | 0 | 868 | 868 |
| 427 | AU NetworksPvt. Ltd. | 0 | 865 | 865 |
| 428 | Meerut Internet ServicesPvt. Ltd. | 0 | 860 | 860 |
| 429 | STARPLANET TECHNOVISION PRIVATE LIMITED | 0 | 860 | 860 |
| 430 | MAHABAL NET SERVICE PROVIDERPRIVATE LIMITED | 0 | 850 | 850 |
| 431 | ALLIANT NETWORK SOLUTIONS PRIVATE LIMITED | 0 | 846 | 846 |
| 432 | MIT ONLINE (OPC) PRIVATE LIMITED | 0 | 841 | 841 |
| 433 | SABARI MURGAN CABLE SERVICES PRIVATE LIMITED | 0 | 830 | 830 |
| 434 | VICTORY DIGITAL NETWORK PRIVATE LIMITED | 0 | 821 | 821 |
| 435 | DAAN COMMUNICATIONS PRIVATE LIMITED | 0 | 820 | 820 |
| 436 | SETNET BROADBAND PRIVATE LIMITED | 0 | 820 | 820 |
| 437 | HINDAVI TELECOM PRIVATE LIMITED | 0 | 813 | 813 |
| 438 | Costel Networks Pvt. Ltd. | 0 | 811 | 811 |

| S. No. | Name of Service Provider | Narrowband | Broadband | Total |
|---------------|---|-------------------|------------------|--------------|
| 439 | Darer Internet Services Pvt. Ltd. | 0 | 811 | 811 |
| 440 | NTT Communications India Network Services Private Ltd. | 0 | 810 | 810 |
| 441 | SNDC COMMUNICATION PRIVATE LIMITED | 0 | 807 | 807 |
| 442 | RAGAI NETWORK PRIVATE LIMITED | 0 | 806 | 806 |
| 443 | Sarvada net Pvt. Ltd | 0 | 805 | 805 |
| 444 | Sujos Infotech Pvt. Ltd. | 0 | 804 | 804 |
| 445 | GREY SKY INTERNET SERVICES PRIVATE LIMITED | 0 | 802 | 802 |
| 446 | Zoram Infonet Pvt. Ltd. | 0 | 801 | 801 |
| 447 | Balaji Infra Ray Pvt. Ltd. | 0 | 800 | 800 |
| 448 | Skyber Broadband Service Pvt. Ltd | 0 | 800 | 800 |
| 449 | Speednet Infracom Pvt. Ltd. | 0 | 800 | 800 |
| 450 | BTS TELECOM PRIVATE LIMITED | 0 | 794 | 794 |
| 451 | GIGANET DIGITAL NET SERVICES PVT LTD. | 0 | 791 | 791 |
| 452 | Visputes Internet Pvt. Ltd. | 0 | 790 | 790 |
| 453 | Spider Broadband & Cable Pvt. Ltd. | 0 | 782 | 782 |
| 454 | DURONTO NETWORKS (OPC) PRIVATE LIMITED | 0 | 778 | 778 |
| 455 | SEYON TELE INFRA Pvt Ltd. | 0 | 769 | 769 |
| 456 | G B INTERNET SERVICE Pvt Ltd. | 0 | 768 | 768 |
| 457 | NETTAB BROADBAND PRIVATE LIMITED | 0 | 768 | 768 |
| 458 | Sampath Venkateswara Communications Pvt. Ltd. | 0 | 768 | 768 |
| 459 | Shineplus Networks Pvt. Ltd. | 0 | 768 | 768 |
| 460 | PING PLUS TECHNOLOGIES PVT LTD | 0 | 767 | 767 |
| 461 | Airway Communication Services India Pvt. Ltd. | 0 | 760 | 760 |
| 462 | BHORER ALO CABLE AND BROADBAND PRIVATE LIMITED (UL-ISP) | 0 | 759 | 759 |
| 463 | Rida Communication Pvt. Ltd. | 32 | 724 | 756 |
| 464 | R.P.TECH-ZONE PRIVATE LIMITED | 0 | 751 | 751 |
| 465 | TECHEDGE BROADBAND PRIVATE LIMITED | 0 | 751 | 751 |
| 466 | Blue Net IT Solutions Pvt. Ltd. | 0 | 750 | 750 |
| 467 | B R MHATRE PRIVATE LIMITED | 0 | 748 | 748 |
| 468 | Excel UG Pvt. Ltd | 0 | 741 | 741 |
| 469 | Royal Connect Solutions Pvt. Ltd | 0 | 731 | 731 |

| S. No. | Name of Service Provider | Narrowband | Broadband | Total |
|---------------|--|-------------------|------------------|--------------|
| 470 | GULBARGA MEGA SPEED PRIVATE LIMITED | 0 | 730 | 730 |
| 471 | AL HUTAIB NETSOL PRIVATE LIMITED | 0 | 721 | 721 |
| 472 | Uttam Infranet Pvt. Ltd.. | 0 | 719 | 719 |
| 473 | TIYATEL COMMUNICATIONS PRIVATE LIMITED | 0 | 718 | 718 |
| 474 | BADLAPUR BROADBAND SERVICES PRIVATE LIMITED | 0 | 714 | 714 |
| 475 | CHARLIEBOY NETWORK PRIVATE LIMITED | 0 | 712 | 712 |
| 476 | FASTJET TELECOM PRIVATE LIMITED | 0 | 712 | 712 |
| 477 | Mahabal Net Service Provider | 0 | 710 | 710 |
| 478 | Suraj Networks Pvt. Ltd. | 0 | 710 | 710 |
| 479 | INTERJET INDIA PRIVATE LIMITED | 0 | 709 | 709 |
| 480 | Robust Pixel Connect Private Limited | 0 | 707 | 707 |
| 481 | Allied IT Infrastructures & Services Pvt. Ltd. | 0 | 706 | 706 |
| 482 | Sasa BroadbandTechnologies Pvt. Ltd. | 0 | 700 | 700 |
| 483 | GAURESH CABLENET SERVICES PVT. LTD. | 0 | 699 | 699 |
| 484 | Bapu Internet ServicesPvt. Ltd. | 0 | 698 | 698 |
| 485 | HDM Broadband Pvt. Ltd. | 0 | 692 | 692 |
| 486 | Moradabad Internet Services Pvt. Ltd. | 0 | 692 | 692 |
| 487 | SINGH TELEVENTURES PRIVATE LIMITED | 0 | 689 | 689 |
| 488 | HASTEN NETWORK PRIVATE LIMITED | 0 | 681 | 681 |
| 489 | RK Broadband Hifi Services Pvt. Ltd. | 681 | 0 | 681 |
| 490 | Wizbyte Networks Pvt.Ltd | 4 | 676 | 680 |
| 491 | YES BROADBANDPRIVATE LIMITED | 0 | 677 | 677 |
| 492 | Dhanam Internet Services India Pvt. Ltd. | 0 | 675 | 675 |
| 493 | TANVI BROADBAND PRIVATE LIMITED | 0 | 674 | 674 |
| 494 | Software Technology Parks of India | 28 | 644 | 672 |
| 495 | INCUBIX UNIFIED SOLUTIONS PRIVATE LIMITED | 0 | 671 | 671 |
| 496 | N4U broadband pvt.ltd | 0 | 670 | 670 |
| 497 | MSINFINITY ETHERNET SOLUTIONS PRIVATE LIMITED | 0 | 666 | 666 |
| 498 | Gloiosa Infotel IT Services Pvt. Ltd. | 0 | 663 | 663 |

| S. No. | Name of Service Provider | Narrowband | Broadband | Total |
|---------------|---|-------------------|------------------|--------------|
| 499 | OM INTERNET BROADBAND SERVICE Pvt. LTD | 662 | 0 | 662 |
| 500 | TECHWYNK BROADBAND CONNECT PRIVATE LIMITED | 0 | 660 | 660 |
| 501 | C. J. Online Pvt. Ltd. | 0 | 653 | 653 |
| 502 | POWERNET TELECOM PVT LTD | 0 | 653 | 653 |
| 503 | Powergrid Teleservices Limited | 0 | 651 | 651 |
| 504 | SAI DWARAWATI NET SERVICES PVT. LTD. | 0 | 651 | 651 |
| 505 | Development Logics Solutions Pvt. Ltd. | 0 | 650 | 650 |
| 506 | VELS FIBERNET PRIVATE LIMITED | 0 | 648 | 648 |
| 507 | Mall and Mall Digiworld Pvt. Ltd. | 0 | 645 | 645 |
| 508 | LINKTEL INFOTECHNOLOGY PRIVATE LIMITED | 0 | 642 | 642 |
| 509 | DATASTREAM NETWORKS PRIVATE LIMITED | 0 | 641 | 641 |
| 510 | NET UP COMMUNICATION SERVICES PRIVATE LIMITED | 0 | 640 | 640 |
| 511 | Reliance Communications Limited | 635 | 0 | 635 |
| 512 | Kosmic Broadband Pvt. Ltd. | 0 | 633 | 633 |
| 513 | Asg Telecom Pvt. Ltd | 0 | 632 | 632 |
| 514 | STORMNET CONNECT PRIVATE LIMITED | 0 | 632 | 632 |
| 515 | Bass Jokernet Pvt. Ltd. | 0 | 630 | 630 |
| 516 | Fastnet Wire & Wireless Solutions Pvt. Ltd. | 0 | 629 | 629 |
| 517 | RTEL INTERNET SERVICES PVT LTD | 0 | 627 | 627 |
| 518 | Omata Net Pvt. Ltd. | 0 | 626 | 626 |
| 519 | GRACE TELEINFRA PRIVATE LIMITED | 0 | 612 | 612 |
| 520 | NETARC SOLUTIONS PRIVATE LIMITED | 0 | 610 | 610 |
| 521 | RNET GIGAFIBER Pvt. LTD | 608 | 0 | 608 |
| 522 | Easy Solutions InternetServices Pvt. Ltd. | 0 | 600 | 600 |
| 523 | TOUCH NET INDIA TELESERVICES PRIVATE LIMITED | 0 | 597 | 597 |
| 524 | FRONTIER INFRA COMMUNICATIONS PRIVATE LIMITED | 0 | 595 | 595 |
| 525 | Microsense Pvt Ltd | 0 | 595 | 595 |
| 526 | RADHIKA COMMUNICATION BROADBAND PRIVATE LIMITED | 0 | 594 | 594 |
| 527 | Syncbroad Networks Pvt. Ltd | 0 | 590 | 590 |

| S. No. | Name of Service Provider | Narrowband | Broadband | Total |
|---------------|---|-------------------|------------------|--------------|
| 528 | SKY FI BROADBAND SERVICES PRIVATE LIMITED | 0 | 587 | 587 |
| 529 | COMPLIANCE BROADBAND PRIVATE LIMITED | 0 | 585 | 585 |
| 530 | MAHATEL GIGATAINMENT PRIVATE LIMITED | 0 | 584 | 584 |
| 531 | SPARK TELECOMMUNICATION PRIVATE LIMITED | 0 | 576 | 576 |
| 532 | SARVA AIRWORLD NETWORK PVT LTD | 0 | 575 | 575 |
| 533 | Gleam Worldwide Services Pvt. Ltd. | 0 | 569 | 569 |
| 534 | Rajesh Patel Net Services Pvt. Ltd. | 0 | 565 | 565 |
| 535 | VAIDIK NETSOL OPC PVT LTD | 0 | 564 | 564 |
| 536 | GLOBNET BROADBAND SERVICE PRIVATE LIMITED | 0 | 560 | 560 |
| 537 | Gowio Networks Pvt. Ltd | 0 | 560 | 560 |
| 538 | JOITEX TELECOM PRIVATE LIMITED | 0 | 560 | 560 |
| 539 | FEATHERS WIRELESS NETWORK (OPC) PRIVATE LIMITED | 0 | 556 | 556 |
| 540 | Touchnet Broadband Services Pvt. Ltd. | 0 | 552 | 552 |
| 541 | Prayag BroadbandPvt. Ltd. | 0 | 550 | 550 |
| 542 | HANSA BROADBAND SERVICES PRIVATE LIMITED | 0 | 549 | 549 |
| 543 | SRI NETT PRIVATE LIMITED | 545 | 0 | 545 |
| 544 | Unborn Networks Pvt. Ltd. | 0 | 545 | 545 |
| 545 | AYMAN INTERNET PRIVATE LIMITED | 0 | 543 | 543 |
| 546 | Grasamjay Right Networks Pvt Ltd | 0 | 541 | 541 |
| 547 | FIBER POWER CONNECTS PRIVATE LIMITED | 0 | 540 | 540 |
| 548 | Clicknet Communication Pvt. Ltd | 0 | 537 | 537 |
| 549 | MEGATEL NETWORKS Pvt Ltd. | 0 | 537 | 537 |
| 550 | Datamax Technologies Pvt. Ltd. | 0 | 536 | 536 |
| 551 | INTERCITY FIBER NETWORKS PRIVATE LIMITED | 0 | 532 | 532 |
| 552 | SPIRETEL TECHNOLOGIES PRIVATE LIMITED | 0 | 528 | 528 |
| 553 | Malang Solutions Pvt. Ltd. | 0 | 527 | 527 |
| 554 | AARADHY LIAISON SERVICES PRIVATE LIMITED | 0 | 525 | 525 |
| 555 | Alien DNS Pvt. Ltd. | 0 | 524 | 524 |
| 556 | DSOUZA INTERNET SERVICES PRIVATE LIMITED | 0 | 522 | 522 |
| 557 | DIGITAL SSV NET SOL PRIVATE LIMITED | 0 | 521 | 521 |

| S. No. | Name of Service Provider | Narrowband | Broadband | Total |
|---------------|--|-------------------|------------------|--------------|
| 558 | Reticule Infotech Pvt. Ltd. | 0 | 520 | 520 |
| 559 | Sense Connect IT Pvt. Ltd. | 0 | 520 | 520 |
| 560 | Unet Communication Pvt. Ltd. | 0 | 516 | 516 |
| 561 | PRATIK NETWORKING SOLUTIONS PRIVATE LIMITED | 0 | 515 | 515 |
| 562 | STARMATRIX NETWORKS PRIVATE LIMITED | 0 | 513 | 513 |
| 563 | Manish Infocom Pvt. Ltd. | 0 | 511 | 511 |
| 564 | BHAVESH CABLE & INTERNET SERVICE PRIVATE LIMITED | 0 | 510 | 510 |
| 565 | Kataria Net Solutions Pvt. Ltd. | 0 | 510 | 510 |
| 566 | DARHAWNI BUSINESS ENTERPRISE PRIVATE LIMITED | 0 | 505 | 505 |
| 567 | CLOUDPATH TELECOM PVT LTD | 0 | 504 | 504 |
| 568 | Kad-Syscon Networks Pvt. Ltd | 0 | 503 | 503 |
| 569 | VASANSHAH NETWORK PRIVATE LIMITED | 0 | 503 | 503 |
| 570 | Bandwidth Infinity Pvt. Ltd | 0 | 500 | 500 |
| 571 | BDL NETWORKING PRIVATE LIMITED | 0 | 500 | 500 |
| 572 | LINKWAY INTERNET PRIVATE LIMITED | 0 | 500 | 500 |
| 573 | SPEEDNET DIGITAL FTH (OPC) PRIVATE LIMITED | 0 | 500 | 500 |
| 574 | DIVYATA TECHNOLOGIES PRIVATE LIMITED | 0 | 498 | 498 |
| 575 | Sivaan Infocom Pvt. Ltd | 0 | 495 | 495 |
| 576 | 7 Sai Net Solutions Pvt. Ltd. | 0 | 494 | 494 |
| 577 | Netway Internet Services | 0 | 489 | 489 |
| 578 | Sprioc Web Private Limited | 0 | 488 | 488 |
| 579 | KOSHI BROADBAND COMMUNICATIONS (OPC) PVT LTD | 0 | 487 | 487 |
| 580 | NETKLIKS COMMUNICATIONS PRIVATE LIMITED | 0 | 482 | 482 |
| 581 | Sparklink. Net Pvt. Ltd. | 0 | 482 | 482 |
| 582 | Shass Information and Quality Engineering Services Pvt. Ltd. | 0 | 481 | 481 |
| 583 | Inter Net LY Pvt. Ltd. | 0 | 479 | 479 |
| 584 | NEXTBIT COMMUNICATION PRIVATE LIMITED | 0 | 478 | 478 |
| 585 | Bluwaves Internet Services India Pvt. Ltd. | 0 | 477 | 477 |
| 586 | Goodwill Smartlink Pvt. Ltd. | 0 | 477 | 477 |
| 587 | Monark Broadband Private Limited | 0 | 475 | 475 |
| 588 | Wireline Solution(India) Pvt. Ltd. | 0 | 472 | 472 |

| S. No. | Name of Service Provider | Narrowband | Broadband | Total |
|---------------|---|-------------------|------------------|--------------|
| 589 | DREAMNET GIGAFIBER PRIVATE LIMITED | 0 | 471 | 471 |
| 590 | KKM Broadband Internet Pvt. Ltd. | 0 | 470 | 470 |
| 591 | Wavetree Networks Pvt. Ltd. | 0 | 470 | 470 |
| 592 | FRONTLINE INTERNET SERVICES PRIVATE LIMITED | 0 | 469 | 469 |
| 593 | Daksh Broadband Services Pvt. Ltd. | 0 | 468 | 468 |
| 594 | Unisas Netserve Pvt. Ltd. | 0 | 466 | 466 |
| 595 | SYNCFAC TO CONSULTING Pvt Ltd. | 0 | 465 | 465 |
| 596 | Earthlink Broadband Pvt. Ltd | 0 | 464 | 464 |
| 597 | BSL Technologies Pvt. Ltd. | 0 | 463 | 463 |
| 598 | SAILEELAS INTERNETSERVICE Pvt Ltd. | 0 | 463 | 463 |
| 599 | SERANS FIBERNET PRIVATE LIMITED | 0 | 460 | 460 |
| 600 | ZAK NETWORKS INDIA PRIVATE LIMITED | 0 | 459 | 459 |
| 601 | GALACTIC INTERNET PRIVATE LIMITED | 0 | 457 | 457 |
| 602 | Peer Networks Private Limited | 7 | 447 | 454 |
| 603 | MANA INTERNET SERVICES PRIVATE LIMITED | 0 | 451 | 451 |
| 604 | Sistemas Information Technology Pvt. Ltd. | 0 | 451 | 451 |
| 605 | GREEN SMART INFRACON PRIVATE LIMITED | 0 | 448 | 448 |
| 606 | AWLIV LIVING SOLUTIONS PRIVATE LIMITED | 0 | 445 | 445 |
| 607 | Click 4 Net InternetServices Pvt. Ltd. | 0 | 442 | 442 |
| 608 | APPCALL INTERNET SERVICES PRIVATE LIMITED | 0 | 441 | 441 |
| 609 | MREZHI INTERNET PRIVATE LIMITED | 0 | 440 | 440 |
| 610 | DMDS SOLUTIONSPRIVATE LIMITED | 0 | 437 | 437 |
| 611 | Surround Networks Pvt.Ltd | 0 | 436 | 436 |
| 612 | Nextra Communications Pvt. Ltd. | 0 | 426 | 426 |
| 613 | Netrexo Communications Private Limited | 0 | 425 | 425 |
| 614 | SREEDEVI COMMUNICATIONS PRIVATE LIMITED | 0 | 424 | 424 |
| 615 | KASHID TELECOM INDIA PRIVATE LIMITED | 0 | 423 | 423 |
| 616 | Arrowtouch WirelessInternet Pvt. Ltd. | 0 | 421 | 421 |
| 617 | CNS Infotel Services Pvt. Ltd.. | 0 | 416 | 416 |

| S. No. | Name of Service Provider | Narrowband | Broadband | Total |
|---------------|--|-------------------|------------------|--------------|
| 618 | SAI KUMAR INFONET PRIVATE LIMITED | 0 | 415 | 415 |
| 619 | SAPTRANET INDIA PVT LTD. | 0 | 411 | 411 |
| 620 | Apex Broadband Network Pvt. Ltd. | 0 | 410 | 410 |
| 621 | DV INFOCOM PRIVATE LIMITED | 0 | 410 | 410 |
| 622 | AIRLINK TELESERVICES PRIVATE LIMITED | 0 | 407 | 407 |
| 623 | Vinayaga Communications Pvt Ltd. | 0 | 406 | 406 |
| 624 | Raagav Communications Pvt. Ltd. | 0 | 401 | 401 |
| 625 | Orange City InternetServices Pvt. Ltd. | 0 | 399 | 399 |
| 626 | CCN BROADBAND (INDIA) PRIVATE LIMITED | 0 | 398 | 398 |
| 627 | Broadstar Net India Pvt. Ltd. | 0 | 397 | 397 |
| 628 | BT GLOBAL COMMUNICATIONS INDIA PVT LTD. | 0 | 396 | 396 |
| 629 | TECHNOMEX INFOCOM SYSTEMS PVT LTD. | 0 | 392 | 392 |
| 630 | GHPULSE SOLUTIONS PRIVATE LIMITED | 0 | 390 | 390 |
| 631 | PULSE TELESYSTEMS PRIVATE LIMITED | 0 | 386 | 386 |
| 632 | Terrafiber Networks Pvt. Ltd. | 0 | 385 | 385 |
| 633 | Gera Cable Internet Service Pvt. Ltd. | 0 | 384 | 384 |
| 634 | Neonet Communications Pvt. Ltd. | 0 | 380 | 380 |
| 635 | Skylink Fibernet Pvt. Ltd. | 0 | 380 | 380 |
| 636 | Hipoint Connect Pvt. Ltd. | 0 | 378 | 378 |
| 637 | JM INTERNET AND BROADBAND SERVICES PRIVATE LIMITED | 0 | 378 | 378 |
| 638 | Quick Link Broadband and Services Pvt. Ltd. | 0 | 376 | 376 |
| 639 | MANUMATA FIBER NET SOLUTIONS PRIVATE LIMITED | 0 | 375 | 375 |
| 640 | EASYNET BROADBAND PRIVATE LIMITED | 0 | 374 | 374 |
| 641 | Varsha Datacom Services Pvt. Ltd. | 0 | 372 | 372 |
| 642 | AIRTECHZONE SERVICES INDIA PRIVATE LIMITED | 0 | 371 | 371 |
| 643 | R.P WORLD WEBNET Pvt Ltd. | 0 | 365 | 365 |
| 644 | DMP Internet ServicesPvt. Ltd | 0 | 364 | 364 |
| 645 | Passcom System and Services Pvt. Ltd. | 0 | 364 | 364 |
| 646 | DYSINT NETWORKS PRIVATE LIMITED | 0 | 363 | 363 |
| 647 | I-Infolink Networks Pvt. Ltd. | 0 | 363 | 363 |

| S. No. | Name of Service Provider | Narrowband | Broadband | Total |
|---------------|--|-------------------|------------------|--------------|
| 648 | CONSAM TELECOM PRIVATE LIMITED | 0 | 362 | 362 |
| 649 | Proline Datatech Services Pvt. Ltd. | 0 | 362 | 362 |
| 650 | INYCB NETWORK PRIVATE LIMITED | 0 | 361 | 361 |
| 651 | SWANAND INTERNET SERVICES PRIVATE LIMITED | 0 | 355 | 355 |
| 652 | Acegen Broadband Pvt. Ltd. | 0 | 354 | 354 |
| 653 | ASIAN BROADBAND SOLUTIONS PRIVATE LIMITED | 0 | 354 | 354 |
| 654 | VIVEK NETWORK PRIVATE LIMITED | 0 | 354 | 354 |
| 655 | Runet infotech India pvt ltd | 0 | 353 | 353 |
| 656 | V N ETHERNET INDIA Pvt Ltd. | 0 | 353 | 353 |
| 657 | ANGEL AIR NETWORK SOLUTIONS PVT LTD | 0 | 352 | 352 |
| 658 | Aeroway Networks Pvt. Ltd. | 0 | 351 | 351 |
| 659 | BPS COMMUNICATION AND SERVICES PRIVATE LIMITED | 0 | 350 | 350 |
| 660 | CHANNEL 3 INFO MEDIA PRIVATE LIMITED | 0 | 350 | 350 |
| 661 | Shri Samarth Infobahn Pvt. Ltd. | 0 | 350 | 350 |
| 662 | Teng Network Solution Pvt. Ltd | 0 | 349 | 349 |
| 663 | VERIZON COMMUNICATIONS INDIA PVT LTD. | 0 | 345 | 345 |
| 664 | VDCN INFOTECH PRIVATE LIMITED | 0 | 342 | 342 |
| 665 | GPONSPACE INTERNET INDIA PVT LTD. | 0 | 340 | 340 |
| 666 | Trigart Internet Pvt. Ltd. | 0 | 337 | 337 |
| 667 | SKYHUNT IT PARK PVT LTD. | 0 | 335 | 335 |
| 668 | O V NETWORKS Pvt Ltd. | 0 | 333 | 333 |
| 669 | Yuvaa Communications Private Limited | 0 | 332 | 332 |
| 670 | IMMORTAL INTERNET PRIVATE LIMITED | 0 | 330 | 330 |
| 671 | BLUELINE BROADBAND PRIVATE LIMITED | 0 | 329 | 329 |
| 672 | TVARA NETWORKS PRIVATE LIMITED | 0 | 328 | 328 |
| 673 | R N Broadband Online Pvt. Ltd | 0 | 325 | 325 |
| 674 | JMD Internet and Services Pvt. Ltd. | 0 | 324 | 324 |
| 675 | RIGA TECH PRIVATE LIMITED | 0 | 320 | 320 |
| 676 | RAMYAA INTERNET SERVICES PRIVATE LIMITED | 0 | 318 | 318 |
| 677 | FIRST CHOICE BROADBAND (OPC) PRIVATE LIMITED | 0 | 317 | 317 |

| S. No. | Name of Service Provider | Narrowband | Broadband | Total |
|---------------|---|-------------------|------------------|--------------|
| 678 | METALINK NETWORKS PRIVATE LIMITED | 0 | 317 | 317 |
| 679 | Nandita Infocom Pvt. Ltd. | 0 | 312 | 312 |
| 680 | TELANGANA FIBER GRID CORPORATION LTD | 0 | 311 | 311 |
| 681 | CAB-NET SERVICES PRIVATE LIMITED | 0 | 310 | 310 |
| 682 | GPALV BROADBAND PRIVATE LIMITED | 0 | 310 | 310 |
| 683 | KRISHNAGIRI FIBER INTERNET PRIVATE LIMITED | 0 | 310 | 310 |
| 684 | Gramin Broadband Network Pvt. Ltd. | 0 | 307 | 307 |
| 685 | Devdarpan Broadband Pvt. Ltd. | 0 | 306 | 306 |
| 686 | GANAK FIBER COMMUNICATION PRIVATE LIMITED | 0 | 304 | 304 |
| 687 | Promptnet Broadband Pvt. Ltd. | 0 | 303 | 303 |
| 688 | Barani Data Solutions Private Limited | 0 | 302 | 302 |
| 689 | KISHAN WEALTH MANAGEMENT PRIVATE LIMITED | 0 | 300 | 300 |
| 690 | OS IT SERVICES PRIVATE LIMITED | 0 | 297 | 297 |
| 691 | 3J GLOBAL SERVICES PVT LTD. | 0 | 295 | 295 |
| 692 | EYE FASTNET SERVICE PRIVATE LIMITED | 0 | 291 | 291 |
| 693 | KALYAN BROADBAND PRIVATE LIMITED | 0 | 288 | 288 |
| 694 | LINKUNIVERSE COMMUNICATION PRIVATE LIMITED | 0 | 287 | 287 |
| 695 | NIVID TELECOM INDIA PRIVATE LIMITED | 0 | 286 | 286 |
| 696 | NIVID TELECOM INDIA Pvt Ltd. | 0 | 286 | 286 |
| 697 | STANET INTERNET SERVICES PRIVATE LIMITED | 0 | 285 | 285 |
| 698 | Bluenet Broadband Services Pvt. Ltd. | 0 | 284 | 284 |
| 699 | LEROY NETWORKS AND SERVICES PRIVATE LIMITED | 0 | 283 | 283 |
| 700 | METREXA BROADNET PRIVATE LIMITED | 0 | 283 | 283 |
| 701 | Excogitate Technologies Pvt. Ltd. | 0 | 282 | 282 |
| 702 | PRO STARVISION (OPC) PRIVATE LIMITED | 0 | 281 | 281 |
| 703 | AT&T Global Network Services India Pvt. Ltd. (UL-VNO) | 0 | 280 | 280 |
| 704 | FABLINKS NETWORKS PRIVATE LIMITED | 0 | 280 | 280 |
| 705 | FLITZEN BROADBAND Pvt Ltd. | 0 | 280 | 280 |

| S. No. | Name of Service Provider | Narrowband | Broadband | Total |
|---------------|---|-------------------|------------------|--------------|
| 706 | MANAS INTERNET TECHNOLOGY PRIVATE LIMITED | 0 | 280 | 280 |
| 707 | WAY2NET IT SERVICES Pvt Ltd. | 0 | 280 | 280 |
| 708 | Citylink Broadband Services Pvt. Ltd. | 0 | 279 | 279 |
| 709 | NAKODA NETWORK PRIVATE LIMITED | 0 | 279 | 279 |
| 710 | SPEEDNET BROADBAND SERVICES | 0 | 279 | 279 |
| 711 | TEJNET BROADBAND Pvt Ltd. | 0 | 279 | 279 |
| 712 | PALGHAR NETWORK PRIVATE LIMITED | 0 | 274 | 274 |
| 713 | VPS Broadband and Telecommunications Pvt. Ltd. | 0 | 273 | 273 |
| 714 | AT&T Global Network Services India Pvt. Ltd. (UL-ISP) | 0 | 271 | 271 |
| 715 | King Netsol Pvt. Ltd. | 0 | 271 | 271 |
| 716 | BHAVANI VMD BROADBAND PRIVATE LIMITED | 0 | 269 | 269 |
| 717 | PRO MULTILINK SERVICE (OPC) PRIVATE LIMITED | 269 | 0 | 269 |
| 718 | SBS Broadband and Cable Pvt. Ltd | 0 | 269 | 269 |
| 719 | WINDWIRE NETWORKS PRIVATE LIMITED | 0 | 269 | 269 |
| 720 | LINK4DATA COMMUNICATIONS PRIVATE LIMITED | 0 | 268 | 268 |
| 721 | SPACELINK INTERNET (OPC) PRIVATE LIMITED | 0 | 266 | 266 |
| 722 | CLOUDINSTA24 SERVICES PRIVATE LIMITED | 0 | 265 | 265 |
| 723 | HANUMAT NETWORKS PRIVATE LIMITED | 0 | 260 | 260 |
| 724 | MAA CHAURA NETWORK AND IT SERVICES PVT LIMITED | 0 | 260 | 260 |
| 725 | SWAMIVATVRUKSHA NET (OPC) PRIVATE LIMITED | 0 | 260 | 260 |
| 726 | Vizcon Digital Pvt. Ltd. | 260 | 0 | 260 |
| 727 | Nivak Communications Pvt. Ltd | 0 | 258 | 258 |
| 728 | SHARVA TELENET Pvt Ltd. | 0 | 256 | 256 |
| 729 | TELEMANTRRA SALES CORPORATION PRIVATE LIMITED | 0 | 256 | 256 |
| 730 | JUPITER BROADBAND PRIVATE LIMITED | 0 | 255 | 255 |
| 731 | LINKIO FIBERNET PRIVATE LIMITED | 0 | 255 | 255 |
| 732 | R.K. Superfast Wifi Private Limited | 0 | 255 | 255 |
| 733 | SNT Broadband Pvt. Ltd. | 0 | 253 | 253 |
| 734 | Sri Ram Broadband Services Pvt. Ltd. | 0 | 253 | 253 |

| S. No. | Name of Service Provider | Narrowband | Broadband | Total |
|---------------|---|-------------------|------------------|--------------|
| 735 | SEYFERT NETWORKS PRIVATE LIMITED | 0 | 252 | 252 |
| 736 | Hyber Networking Pvt. Ltd. | 0 | 251 | 251 |
| 737 | Ashoka Netsol Pvt. Ltd. | 0 | 250 | 250 |
| 738 | BLESS NETWORK PRIVATE LIMITED | 0 | 250 | 250 |
| 739 | SPEEDGLOBAL TELECOM NETWORK PRIVATE LIMITED | 0 | 250 | 250 |
| 740 | SSICON SYSTEMS PRIVATE LIMITED | 0 | 250 | 250 |
| 741 | DAVA TELECOM PRIVATE LIMITED | 0 | 248 | 248 |
| 742 | Adri Infocom Pvt. Ltd. | 245 | 0 | 245 |
| 743 | MRRIDSYS TECHNOLOGIES PVT LTD | 0 | 245 | 245 |
| 744 | Breitband Technologies Private Limited | 0 | 243 | 243 |
| 745 | Digital Telco Network India Pvt. Ltd. | 0 | 243 | 243 |
| 746 | RONAK INTERNET SERVICES PRIVATE LIMITED | 0 | 243 | 243 |
| 747 | TAIBA SUPER INTERNET PRIVATE LIMITED | 0 | 243 | 243 |
| 748 | YFI NETWORKS | 103 | 140 | 243 |
| 749 | Rae Internet Service Provider Pvt. Ltd. | 0 | 240 | 240 |
| 750 | TEJNET GIGAFIBER PRIVATE LIMITED | 0 | 240 | 240 |
| 751 | FABNET SERVICES PVT. LTD. | 0 | 239 | 239 |
| 752 | SFNS NETWORK PVT LTD | 0 | 238 | 238 |
| 753 | Dataexpress Pvt. Ltd | 0 | 236 | 236 |
| 754 | HDN COMMUNICATIONS PRIVATE LIMITED | 0 | 236 | 236 |
| 755 | AIRMAX SOLUTION AND INTERNET SERVICES PRIVATE LIMITED | 0 | 235 | 235 |
| 756 | TIMMI MULTIMEDIA PRIVATE LIMITED | 0 | 235 | 235 |
| 757 | LAYA NETWORK PRIVATE LIMITED | 0 | 233 | 233 |
| 758 | SAIDEEP BROADBAND PRIVATE LIMITED | 0 | 232 | 232 |
| 759 | SYXM CONECTIFY PRIVATE LIMITED | 0 | 230 | 230 |
| 760 | KHUSHI CABLE AND TELEINFRA PRIVATE LIMITED | 0 | 229 | 229 |
| 761 | VAISHNAVAIBHAVI INTERNET SOLUTIONS PRIVATE LIMITED | 0 | 229 | 229 |
| 762 | ZEES BROAD BAND PRIVATE LIMITED | 0 | 228 | 228 |

| S. No. | Name of Service Provider | Narrowband | Broadband | Total |
|---------------|---|-------------------|------------------|--------------|
| 763 | JD Net Enterprises Pvt. Ltd | 0 | 227 | 227 |
| 764 | KARNET COMMUNICATIONS LIMITED | 0 | 227 | 227 |
| 765 | STN Communication & Advertising Pvt. Ltd. | 0 | 226 | 226 |
| 766 | ZR NET (OPC) Pvt Ltd. | 0 | 226 | 226 |
| 767 | METAWAVES PRIVATE LIMITED | 0 | 225 | 225 |
| 768 | Hifi Broadband Pvt. Ltd. | 0 | 224 | 224 |
| 769 | MEGASURF BROADBAND SERVICES OPC PVT LTD. | 0 | 224 | 224 |
| 770 | NIKITA INTERNET SERVICES PRIVATE LIMITED | 0 | 223 | 223 |
| 771 | Shivkranti Internet Services Pvt. Ltd. | 0 | 223 | 223 |
| 772 | PRSHREE NETWORKS PRIVATE LIMITED | 0 | 222 | 222 |
| 773 | Simplex Broadband Pvt. Ltd. | 0 | 222 | 222 |
| 774 | Netwire Internet Solutions Pvt. Ltd. | 0 | 221 | 221 |
| 775 | JEETU BROADBAND PRIVATE LIMITED | 0 | 220 | 220 |
| 776 | Airwire Infocom Pvt. Ltd. | 0 | 219 | 219 |
| 777 | SOLANA BIOFUELS LIMITED | 0 | 219 | 219 |
| 778 | Ecreado Network Solutions Pvt. Ltd. | 0 | 218 | 218 |
| 779 | LINKWAVE TECHNOLOGIES PVT LTD | 0 | 218 | 218 |
| 780 | NETCONNECT SERVICES PRIVATE LIMITED | 0 | 217 | 217 |
| 781 | AIRONET BROADBAND PRIVATE LIMITED | 0 | 215 | 215 |
| 782 | Gigatel Infocomm Private Limited | 0 | 214 | 214 |
| 783 | HAWK NETWORKS | 0 | 214 | 214 |
| 784 | RIHANT INFOTECH PVT. LTD | 0 | 214 | 214 |
| 785 | Sharktel Infocom Pvt. Ltd. | 0 | 213 | 213 |
| 786 | Fibernet Solutions (OPC) Pvt. Ltd. | 0 | 212 | 212 |
| 787 | Apex Netcom India Pvt. Ltd.. | 0 | 211 | 211 |
| 788 | Enhancelink Coreport Pvt. Ltd | 0 | 211 | 211 |
| 789 | Ncore Creative Technologies Pvt. Ltd | 0 | 211 | 211 |
| 790 | Srushti Broadband and Internet Services Pvt. Ltd. | 0 | 211 | 211 |
| 791 | Tca Network Pvt Ltd | 0 | 211 | 211 |
| 792 | WEBNET BROADBAND (OPC) PRIVATE LIMITED | 0 | 211 | 211 |
| 793 | KN SHLOKNET PRIVATE LIMITED | 0 | 210 | 210 |

| S. No. | Name of Service Provider | Narrowband | Broadband | Total |
|---------------|--|-------------------|------------------|--------------|
| 794 | MANTHANAM NETSOL PRIVATE LIMITED | 0 | 210 | 210 |
| 795 | SmchondheCommunication Pvt. Ltd | 0 | 210 | 210 |
| 796 | TLN COMMUNICATION PRIVATE LIMITED | 0 | 210 | 210 |
| 797 | Vrednus Network Pvt. Ltd. | 0 | 210 | 210 |
| 798 | Elecon Information Technology Ltd. | 0 | 207 | 207 |
| 799 | JAYBHOLE CABLE VISION PRIVATE LIMITED | 0 | 207 | 207 |
| 800 | NEAM COMMUNICATIONS PRIVATE LIMITED | 0 | 207 | 207 |
| 801 | Shivraj Broadband Internet Pvt. Ltd. | 0 | 206 | 206 |
| 802 | S.V.C CABLE NET PRIVATE LIMITED | 0 | 205 | 205 |
| 803 | Sath Technologies Pvt. Ltd. | 0 | 205 | 205 |
| 804 | EKOWEBTECH IT SERVICES PRIVATE LIMITED | 0 | 203 | 203 |
| 805 | WINNET BROADBAND PRIVATE LIMITED | 0 | 202 | 202 |
| 806 | Dhadam Hospitality & Services Pvt. Ltd. | 0 | 200 | 200 |
| 807 | FLAASHNET INTERNET PRIVATE LIMITED | 0 | 200 | 200 |
| 808 | SWS NETWORK PVT LTD | 0 | 199 | 199 |
| 809 | LINKSPEED TELEINFRA PRIVATE LIMITED | 0 | 198 | 198 |
| 810 | Netgarden Services Private Limited | 0 | 195 | 195 |
| 811 | CLOUD8IN TECHNOLOGIES PRIVATE LIMITED | 0 | 194 | 194 |
| 812 | Angel Air Network Solutions Pvt Ltd. | 0 | 193 | 193 |
| 813 | Helm Consultants Pvt. Ltd. | 0 | 193 | 193 |
| 814 | VIDHI NETSOL PRIVATE LIMITED | 0 | 193 | 193 |
| 815 | Texes Connect Pvt. Ltd. | 0 | 192 | 192 |
| 816 | BMGADITYA CABLE NETWORK PRIVATE LIMITED | 0 | 191 | 191 |
| 817 | FRIDDEN INFOWAY PVT. LTD.. | 0 | 189 | 189 |
| 818 | SANTOSH CABLE NETWORK AND DATA COM Pvt. LTD | 0 | 187 | 187 |
| 819 | NETMANTRA BROADBAND SERVICES PRIVATE LIMITED | 0 | 186 | 186 |
| 820 | ASHOKA INTERNET SERVICES PRIVATE LIMITED | 0 | 185 | 185 |
| 821 | FIBERMAX PRIVATE LIMITED | 0 | 183 | 183 |
| 822 | QUANTASOUL AIROLOGIX PVT LTD. | 0 | 182 | 182 |

| S. No. | Name of Service Provider | Narrowband | Broadband | Total |
|---------------|--|-------------------|------------------|--------------|
| 823 | WORLDISKY ONLINE PRIVATE LIMITED | 0 | 181 | 181 |
| 824 | Wi5 Internet Services Pvt. Ltd. | 0 | 180 | 180 |
| 825 | POLY INFORMATICS PRIVATE LIMITED | 0 | 179 | 179 |
| 826 | RUSH ME BROADBAND PRIVATE LIMITED | 0 | 179 | 179 |
| 827 | OMNET SMARTLINK SERVICES PRIVATE LIMITED | 0 | 178 | 178 |
| 828 | Way2Air Net Solution Pvt. Ltd. | 0 | 178 | 178 |
| 829 | SHARMILA ENTERPRISE PRIVATE LIMITED | 0 | 177 | 177 |
| 830 | Airfiber IT Solutions Pvt. Ltd. | 0 | 174 | 174 |
| 831 | Data Ingenious Global Ltd (Formerly Know as Data Infosys Ltd.) | 0 | 173 | 173 |
| 832 | EXPRESSWIRE PRIVATE LIMITED | 0 | 170 | 170 |
| 833 | HAZE INTERNET SERVICES PRIVATE LIMITED | 0 | 170 | 170 |
| 834 | 7STAR MCN BROADBAND PRIVATE LIMITED | 0 | 169 | 169 |
| 835 | IT SPECTRUM MEDIA PVT LTD. | 0 | 169 | 169 |
| 836 | Orange Business Services India Network Pvt. Ltd. | 0 | 169 | 169 |
| 837 | BLUE VISION CABLE NETWORK PRIVATE LIMITED | 0 | 168 | 168 |
| 838 | KESHVI INTERNET SERVICE PRIVATE LIMITED | 0 | 168 | 168 |
| 839 | Praj Network Pvt. Ltd | 0 | 167 | 167 |
| 840 | SANKRISH INFOCOM Pvt Ltd. | 0 | 167 | 167 |
| 841 | Rapidnet Pvt. Ltd. | 0 | 165 | 165 |
| 842 | Sudhana Telecommunications Pvt. Ltd. | 0 | 165 | 165 |
| 843 | ANANTH TELECOM SERVICES PRIVATE LIMITED | 0 | 164 | 164 |
| 844 | Jeebr Cloud Solutions Private Limited | 0 | 164 | 164 |
| 845 | BALAJI INFO NETWORKS SOLUTIONS PRIVATE LIMITED | 0 | 163 | 163 |
| 846 | HAPPY BYTES BROADBAND (OPC) PRIVATE LIMITED | 0 | 163 | 163 |
| 847 | Pune Teleinfra Pvt. Ltd.. | 0 | 163 | 163 |
| 848 | Fibernetisp Pvt. Ltd. | 0 | 160 | 160 |
| 849 | SHIVAM WEB NETWORKS PRIVATE LIMITED | 0 | 160 | 160 |
| 850 | ANS BROADBAND SERVICES PRIVATE LIMITED | 0 | 158 | 158 |
| 851 | SBDR NETWORK SOLUTIONS PRIVATE LIMITED | 0 | 158 | 158 |

| S. No. | Name of Service Provider | Narrowband | Broadband | Total |
|---------------|---|-------------------|------------------|--------------|
| 852 | Viking Network Pvt. ltd | 0 | 157 | 157 |
| 853 | HARMONY INTERNET PRIVATE LIMITED | 0 | 156 | 156 |
| 854 | ICAN SOLUTIONS PRIVATE LIMITED | 0 | 156 | 156 |
| 855 | NAS Internet Services Pvt. Ltd | 0 | 154 | 154 |
| 856 | UNIQUE BROADBAND SERVICE PRIVATE LIMITED | 0 | 153 | 153 |
| 857 | Noob Technologies Pvt. Ltd | 0 | 152 | 152 |
| 858 | OM ISP PRIVATE LIMITED | 0 | 152 | 152 |
| 859 | WAGHESHWAR NETVISION PRIVATE LIMITED | 0 | 152 | 152 |
| 860 | FZBN CONNECTIVITY AND SOLUTIONS PRIVATE LIMITED | 0 | 150 | 150 |
| 861 | SPEEDNET OPTICAL NETWORK Pvt Ltd. | 0 | 150 | 150 |
| 862 | SAPTRANET INDIA PRIVATE LIMITED | 0 | 149 | 149 |
| 863 | ELVACE TECHNOLOGIES PRIVATE LIMITED | 0 | 148 | 148 |
| 864 | NEXAEDGE INDIA PRIVATE LIMITED | 0 | 148 | 148 |
| 865 | DFAB INTERNET SERVICES PRIVATE LIMITED | 0 | 146 | 146 |
| 866 | CITYNET BROADBAND SERVICES PRIVATE LIMITED | 0 | 145 | 145 |
| 867 | Pier Communication Pvt. Ltd | 0 | 144 | 144 |
| 868 | SHIVAI EMPIRE PRIVATE LIMITED | 0 | 144 | 144 |
| 869 | Speedking Infotech Pvt. Ltd. | 0 | 143 | 143 |
| 870 | ACG NETWORK PRIVATE LIMITED | 0 | 142 | 142 |
| 871 | SATOR SQUARE VENTURES PRIVATE LIMITED | 0 | 142 | 142 |
| 872 | Optisky Fibernet Pvt. Ltd. | 0 | 141 | 141 |
| 873 | SHILOM NETWORK SERVICES PRIVATE LIMITED | 0 | 141 | 141 |
| 874 | WIRED2COMMUNICATION PRIVATE LIMITED | 0 | 141 | 141 |
| 875 | LIMERICK TECHNOLOGIES PRIVATE LIMITED | 0 | 139 | 139 |
| 876 | Plusnet Communication Pvt. Ltd. | 0 | 139 | 139 |
| 877 | Teleglobal Communiocations pvt Ltd | 139 | 0 | 139 |
| 878 | Jetato Skynet Services Pvt. Ltd. | 0 | 138 | 138 |
| 879 | MANGALA NETWORKS PRIVATE LIMITED | 0 | 138 | 138 |
| 880 | Achiever Communication and Services Pvt. Ltd. | 0 | 137 | 137 |

| S. No. | Name of Service Provider | Narrowband | Broadband | Total |
|---------------|--|-------------------|------------------|--------------|
| 881 | Vision Hi-Speed Technology Pvt. Ltd. | 0 | 137 | 137 |
| 882 | FUTURENET BROADBAND AND INTERNET SERVICES PVT LTD | 0 | 135 | 135 |
| 883 | S-NET FIBER & CABLES(OPC) PRIVATE LIMITED | 0 | 135 | 135 |
| 884 | Mahadev Telventures Pvt Ltd | 0 | 134 | 134 |
| 885 | AKTEL FIBER PRIVATE LIMITED | 0 | 132 | 132 |
| 886 | GauravCommunication Pvt. Ltd | 0 | 132 | 132 |
| 887 | G-Max IT Services Pvt. Ltd. | 0 | 132 | 132 |
| 888 | HIRO DIGITAL SOLUTIONS PRIVATE LIMITED | 0 | 131 | 131 |
| 889 | SWIFTGIGA FIBERNET PRIVATE LIMITED | 0 | 130 | 130 |
| 890 | SHERAWAT INFOTECH PRIVATE LIMITED (UL-ISP) | 0 | 129 | 129 |
| 891 | Telstra Telecommunications Private Limited | 0 | 129 | 129 |
| 892 | Wingsnet Internet Pvt.Ltd | 0 | 129 | 129 |
| 893 | CHAMPARAN TODAY NEWS NETWORK PRIVATE LIMITED | 0 | 128 | 128 |
| 894 | Antariksh Broadband & Wireless Solution Pvt. Ltd. | 0 | 126 | 126 |
| 895 | AIRICON BROADBAND SERVICE PRIVATE LIMITED | 0 | 125 | 125 |
| 896 | SPARKLIGHT INTERNET PRIVATE LIMITED | 0 | 125 | 125 |
| 897 | GJ2 INTERNET PRIVATE LIMITED | 0 | 122 | 122 |
| 898 | MILIND BROADBAND SERVICES PRIVATE LIMITED | 0 | 120 | 120 |
| 899 | R3ESOLUTION Pvt Ltd. | 0 | 120 | 120 |
| 900 | Shree Siddhivinayak Cable And Internet Service Provider Private Limited. | 0 | 120 | 120 |
| 901 | JBN Online Pvt. Ltd. | 0 | 119 | 119 |
| 902 | LINKED NET TECHNO SERVICES PRIVATE LIMITED | 0 | 119 | 119 |
| 903 | FASTTECH NET PRIVATE LIMITED | 0 | 117 | 117 |
| 904 | Saisidhivinayank Internet service private limited | 0 | 117 | 117 |
| 905 | CLICKR SERVICES PRIVATE LIMITED | 0 | 115 | 115 |
| 906 | Magica Networking Solutions Pvt. Ltd. | 0 | 115 | 115 |
| 907 | NSD INTERNET Pvt Ltd. | 0 | 115 | 115 |
| 908 | IKRA BROADBAND PRIVATE LIMITED | 0 | 114 | 114 |
| 909 | ZED PLUS FIBER PRIVATE LIMITED | 0 | 114 | 114 |

| S. No. | Name of Service Provider | Narrowband | Broadband | Total |
|--------|---|------------|-----------|-------|
| 910 | ANODIC TELENETWORK PRIVATE LIMITED | 0 | 113 | 113 |
| 911 | Blenda Internet ServicesIndia Pvt. Ltd. | 0 | 113 | 113 |
| 912 | GIGA NET BROADBAND (OPC) PRIVATE LIMITED | 0 | 111 | 111 |
| 913 | Joshi Internet Services Pvt. Ltd. | 0 | 111 | 111 |
| 914 | Velocity Internet India (Pvt.) India | 0 | 111 | 111 |
| 915 | Ishani Broadband Pvt. Ltd. | 0 | 110 | 110 |
| 916 | Ajay Cable & Broadband Service OPC Pvt. Ltd | 0 | 108 | 108 |
| 917 | Durga Broadband Pvt. Ltd. | 0 | 108 | 108 |
| 918 | VI GLOBAL FIBERTEL PRIVATE LIMITED | 0 | 108 | 108 |
| 919 | Auspice Infratel Pvt Ltd. | 0 | 107 | 107 |
| 920 | Khetan Cable Network Pvt. Ltd. | 0 | 106 | 106 |
| 921 | Veer Point Pvt. Ltd. | 0 | 106 | 106 |
| 922 | SG FIBERNET PRIVATE LIMITED | 0 | 105 | 105 |
| 923 | Thangam Communications Pvt.Ltd. | 0 | 104 | 104 |
| 924 | Wnet Telecom Pvt. Ltd. | 0 | 104 | 104 |
| 925 | FIBRA NETWAY PRIVATE LIMITED | 0 | 103 | 103 |
| 926 | OM SAI TELECOM PRIVATE LIMITED | 0 | 103 | 103 |
| 927 | Rohela Broadband Network Pvt. Ltd. | 0 | 103 | 103 |
| 928 | SPEEDNET INFORMEDIA PVT LTD | 0 | 103 | 103 |
| 929 | LUKESTAR INFOTAINMENT PRIVATE LIMITED | 0 | 102 | 102 |
| 930 | RDN BROADBAND SERVICE PRIVATE LIMITED | 0 | 101 | 101 |
| 931 | Precious Netcom Pvt Ltd | 0 | 100 | 100 |
| 932 | SDH Network Pvt. Ltd. | 0 | 100 | 100 |
| 933 | SHRIKSHETRA NETWORKS PRIVATE LIMITED | 0 | 100 | 100 |
| 934 | BILAL INTERNET SERVICES PRIVATE LIMITED | 0 | 99 | 99 |
| 935 | ALANDI CITY NETWORKS PRIVATE LIMITED | 0 | 98 | 98 |
| 936 | Ioeaccess Communications Pvt. Ltd. | 0 | 98 | 98 |
| 937 | Sheen Telecom Consultants Pvt. Ltd. | 0 | 98 | 98 |
| 938 | Datawings Teleinfra Private Limited | 0 | 97 | 97 |
| 939 | Kelnet Communication services Pvt. Ltd. | 0 | 97 | 97 |
| 940 | GENX BROADBAND SERVICES PRIVATE LIMITED | 0 | 96 | 96 |

| S. No. | Name of Service Provider | Narrowband | Broadband | Total |
|---------------|---|-------------------|------------------|--------------|
| 941 | Jasnet Networks Pvt. Ltd | 0 | 96 | 96 |
| 942 | Maxit Infocom Pvt. Ltd | 0 | 95 | 95 |
| 943 | Siddhballi Infotech Pvt. Ltd. | 0 | 94 | 94 |
| 944 | REDX NETWORKING SOLUTIONS PRIVATE LIMITED | 0 | 93 | 93 |
| 945 | BRIZZ BROADBAND PRIVATE LIMITED | 0 | 91 | 91 |
| 946 | Ziptel IT Solutions Pvt. Ltd. | 0 | 91 | 91 |
| 947 | FUTURENET TELECOM PRIVATE LIMITED | 90 | 0 | 90 |
| 948 | PMG NETWORKS PRIVATE LIMITED | 0 | 90 | 90 |
| 949 | MICRONOVA TELE SYSTEMS PRIVATE LTD. | 0 | 89 | 89 |
| 950 | DAMAN I NET (OPC) PRIVATE LIMITED | 0 | 88 | 88 |
| 951 | Gaxiom Networking Solutions Private Limited | 0 | 88 | 88 |
| 952 | NWT INTERNET SERVICES PRIVATE LIMITED | 0 | 88 | 88 |
| 953 | SNS Internet Services Pvt. Ltd. | 0 | 88 | 88 |
| 954 | Vishwamani Solutions Pvt Ltd | 0 | 87 | 87 |
| 955 | JLR NETWORKS PRIVATE LIMITED | 0 | 86 | 86 |
| 956 | PATHCOM COMMUNICATIONS PRIVATE LIMITED | 0 | 86 | 86 |
| 957 | Atma Malik 1313 Internet Services Pvt. Ltd. | 0 | 85 | 85 |
| 958 | DHUNI NETSOL PRIVATE LIMITED | 0 | 85 | 85 |
| 959 | Speednet Enterprises (OPC) Pvt. Ltd. | 0 | 85 | 85 |
| 960 | GSDN COMMUNICATION PRIVATE LIMITED | 0 | 84 | 84 |
| 961 | JETSYS TELELINK (OPC) PRIVATE LIMITED | 0 | 84 | 84 |
| 962 | Kutch Telelink Pvt. Ltd. | 0 | 84 | 84 |
| 963 | Euron Communication Pvt. Ltd. | 0 | 83 | 83 |
| 964 | SEVENNET BROADBAND SERVICES PRIVATE LIMITED | 0 | 83 | 83 |
| 965 | V NETCARE PRIVATE LIMITED | 0 | 83 | 83 |
| 966 | MUNNURU INFRANET OPC PRIVATE LIMITED | 0 | 82 | 82 |
| 967 | NEO AISHWARYA TECHNOLOGY PRIVATE LIMITED | 0 | 82 | 82 |
| 968 | PRONET PRIVATE LIMITED | 0 | 82 | 82 |
| 969 | NENCY CABLE PVT LTD | 0 | 81 | 81 |
| 970 | Aircables Internet Services Pvt. Ltd. | 0 | 80 | 80 |
| 971 | Denet Connect Services Pvt. Ltd.. | 0 | 80 | 80 |

| S. No. | Name of Service Provider | Narrowband | Broadband | Total |
|--------|--|------------|-----------|-------|
| 972 | DY VELOCITY BROADBAND SERVICE PRIVATE LIMITED | 0 | 80 | 80 |
| 973 | GAYATRI TELECOM PVT LTD | 0 | 80 | 80 |
| 974 | GIGANETWORK INFO PRIVATE LIMITED | 0 | 80 | 80 |
| 975 | NETTVOX PVT LTD | 0 | 80 | 80 |
| 976 | Abis BadlapurNetwork Pvt. Ltd. | 0 | 76 | 76 |
| 977 | ROYAL INTERNET ACCESS PRIVATE LIMITED | 0 | 76 | 76 |
| 978 | Blueline ISP Pvt. Ltd | 0 | 75 | 75 |
| 979 | Inspireit Network Solutions Pvt. Ltd. | 0 | 75 | 75 |
| 980 | BRIGHTNET INTERNET SOLUTIONS (OPC) PRIVATE LIMITED | 0 | 73 | 73 |
| 981 | Ekdant Communication Pvt. Ltd. | 0 | 71 | 71 |
| 982 | LECTO TECH BROADBAND PRIVATE LIMITED | 0 | 71 | 71 |
| 983 | Neton Icom Pvt. Ltd. | 0 | 71 | 71 |
| 984 | Sanavi Infotech (OPC) Pvt. Ltd. | 33 | 38 | 71 |
| 985 | COMTEL SERVICES PRIVATE LIMITED | 0 | 70 | 70 |
| 986 | Guru Netcom Pvt. Ltd. | 0 | 70 | 70 |
| 987 | Jai Mata Di Telectronix Pvt. Ltd. | 0 | 70 | 70 |
| 988 | Netlife Network Pvt. Ltd.. | 0 | 70 | 70 |
| 989 | Suryasspeed Network Pvt Ltd | 0 | 70 | 70 |
| 990 | ACHARE BROADBAND (OPC) PRIVATE LIMITED | 0 | 69 | 69 |
| 991 | DURGA WI-FI(OPC) PRIVATE LIMITED | 0 | 69 | 69 |
| 992 | Amity Hua Electronics Pvt. Ltd. | 0 | 67 | 67 |
| 993 | ZENITH BROADBAND SERVICES PRIVATE LIMITED | 0 | 67 | 67 |
| 994 | JBST SERVICES INDIA PRIVATE LIMITED | 0 | 66 | 66 |
| 995 | LINKAGE INFOTECH PRIVATE LIMITED | 0 | 65 | 65 |
| 996 | Nextech Broadband Pvt.Ltd | 0 | 65 | 65 |
| 997 | Heramb T-10 Network Pvt. Ltd.. | 0 | 64 | 64 |
| 998 | ITech Hive Pvt. Ltd. | 0 | 64 | 64 |
| 999 | JETONE FIBER PRIVATE LIMITED | 0 | 64 | 64 |
| 1000 | PLAY BUNCH ENTERTAINMENT PRIVATE LIMITED | 0 | 64 | 64 |
| 1001 | Kadne Networks Private Limited | 0 | 63 | 63 |
| 1002 | NAS Broadband Pvt. Ltd | 0 | 63 | 63 |

| S. No. | Name of Service Provider | Narrowband | Broadband | Total |
|---------------|---|-------------------|------------------|--------------|
| 1003 | KP INFRATEL NETWORK (OPC) PRIVATE LIMITED | 0 | 62 | 62 |
| 1004 | DNET E SOLUTIONS PVT LTD. | 0 | 61 | 61 |
| 1005 | RIVFLOW INTERNET SERVICES PRIVATE LIMITED | 0 | 61 | 61 |
| 1006 | ABUNETCONNECT INTERNET SERVICES PRIVATE LIMITED | 0 | 60 | 60 |
| 1007 | Kim Broadband Services Pvt. Ltd. | 0 | 60 | 60 |
| 1008 | CREATICK BROADBAND PRIVATE LIMITED | 0 | 59 | 59 |
| 1009 | GURBADEVI NETWORK SERVICES PRIVATE LIMITED | 0 | 59 | 59 |
| 1010 | SKYNET E-SOLUTION PRIVATE LIMITED | 0 | 59 | 59 |
| 1011 | Malachandra Infotech Private Limited | 0 | 58 | 58 |
| 1012 | MAXWEB MULTIMEDIA PRIVATE LIMITED | 0 | 58 | 58 |
| 1013 | ECON TELECOMMUNICATIONS PRIVATE LIMITED | 0 | 57 | 57 |
| 1014 | FIBERMAX SERVICES PRIVATE LIMITED | 0 | 57 | 57 |
| 1015 | NASHIK SOFTCALL PRIVATE LIMITED | 0 | 57 | 57 |
| 1016 | RISING INTERNET PRIVATE LIMITED | 0 | 57 | 57 |
| 1017 | S.G.I.C. SERVICES Pvt Ltd. | 0 | 57 | 57 |
| 1018 | Ansh Net Sol Pvt. Ltd | 0 | 55 | 55 |
| 1019 | DEMOTIC TECHNOLOGIES PRIVATE LIMITED | 0 | 55 | 55 |
| 1020 | FROZE COMMUNICATIONS Pvt Ltd. | 0 | 55 | 55 |
| 1021 | AGILE NETLINK PRIVATE LIMITED | 0 | 54 | 54 |
| 1022 | ALPINE NETSOL PRIVATE LIMITED | 0 | 54 | 54 |
| 1023 | PLAYERNET TECHNOLOGIES PRIVATE LIMITED | 0 | 54 | 54 |
| 1024 | STATENET WIFI OPC PRIVATE LIMITED | 0 | 54 | 54 |
| 1025 | VANSI BROADBAND PVT LTD | 0 | 54 | 54 |
| 1026 | A M Broadband Pvt.Ltd | 0 | 53 | 53 |
| 1027 | DENSIS ONLINE Pvt. LTD | 0 | 53 | 53 |
| 1028 | GENIUS NETWORK PRIVATE LIMITED | 0 | 53 | 53 |
| 1029 | NR IT Service Pvt. Ltd. | 0 | 53 | 53 |
| 1030 | DREAMCABLES AND INTERNET SERVICES PRIVATE LIMITED | 0 | 52 | 52 |
| 1031 | Hansin IT Services Private Limited | 0 | 52 | 52 |

| S. No. | Name of Service Provider | Narrowband | Broadband | Total |
|---------------|---|-------------------|------------------|--------------|
| 1032 | JM OPTICAL FIBER SOLUTIONS PRIVATE LIMITED | 0 | 52 | 52 |
| 1033 | STROMNET BROADBAND SERVICES PRIVATE LIMITED | 0 | 51 | 51 |
| 1034 | AATTIZEN TELECOM PRIVATE LIMITED | 0 | 50 | 50 |
| 1035 | BALAJI NETPOINT SERVICES PRIVATE LIMITED | 0 | 50 | 50 |
| 1036 | BRISANJAY INTERNET SERVICES PRIVATE LIMITED | 0 | 50 | 50 |
| 1037 | Gigalo Communication Pvt. Ltd. | 0 | 50 | 50 |
| 1038 | GUJNET INFRALINK PRIVATE LIMITED | 0 | 50 | 50 |
| 1039 | SHETKARI BROADBAND PRIVATE LIMITED | 0 | 50 | 50 |
| 1040 | Speed WiFi Pvt. Ltd. | 0 | 50 | 50 |
| 1041 | Tiruppur Broadwave Pvt. Ltd. | 0 | 50 | 50 |
| 1042 | UNM BROADBAND SERVICE PRIVATE LIMITED | 0 | 50 | 50 |
| 1043 | YNET TELECOM SOLUTIONS PVT. LTD. | 0 | 50 | 50 |
| 1044 | AIR24 NETWORK (OPC) PRIVATE LIMITED | 0 | 48 | 48 |
| 1045 | AlmaFiber Net Private Limited | 0 | 48 | 48 |
| 1046 | EASTERN SERVICES NETWORK PRIVATE LIMITED | 0 | 48 | 48 |
| 1047 | INTRO TELECOM Pvt Ltd. | 0 | 48 | 48 |
| 1048 | OS VENTURES PRIVATE LIMITED | 0 | 47 | 47 |
| 1049 | SASH BROADBAND PRIVATE LIMITED | 0 | 45 | 45 |
| 1050 | SHREE BALAJI WIFI PVT LTD | 0 | 45 | 45 |
| 1051 | Ezeenet Internet Solutions Pvt. Ltd. | 0 | 44 | 44 |
| 1052 | MARUTI INTERACTIVE NETWORK PRIVATE LIMITED | 0 | 44 | 44 |
| 1053 | Fiberlink Communication Pvt. Ltd | 0 | 43 | 43 |
| 1054 | Samruddhi Communication Pvt. Ltd. | 0 | 43 | 43 |
| 1055 | FASUTONETTO SERVICES PRIVATE LIMITED | 0 | 42 | 42 |
| 1056 | OCTEL INFONET PRIVATE LIMITED | 0 | 42 | 42 |
| 1057 | VIBELINK INFOTECH PRIVATE LIMITED | 0 | 42 | 42 |
| 1058 | SAQUIB COMPUTERS (OPC) PRIVATE LIMITED | 0 | 40 | 40 |
| 1059 | SPEEDNET247 SOLUTIONS PRIVATE LIMITED | 0 | 40 | 40 |
| 1060 | Jmohit Cable Vision Pvt. Ltd. | 0 | 39 | 39 |

| S. No. | Name of Service Provider | Narrowband | Broadband | Total |
|---------------|---|-------------------|------------------|--------------|
| 1061 | SB LINK INFOSERVE PRIVATE LIMITED | 0 | 39 | 39 |
| 1062 | EZNET INDIA PRIVATE LIMITED | 0 | 38 | 38 |
| 1063 | MULTILINK BROADBAND PRIVATE LIMITED | 0 | 37 | 37 |
| 1064 | NR Data Service Pvt Ltd. | 0 | 37 | 37 |
| 1065 | SPEEDOBITS INTERNET PRIVATE LIMITED | 0 | 37 | 37 |
| 1066 | Priveka Web Services Pvt. Ltd. | 0 | 36 | 36 |
| 1067 | R.P. World Telecom Pvt. Ltd. | 0 | 36 | 36 |
| 1068 | DIRECT NET7 PRIVATE LIMITED | 0 | 35 | 35 |
| 1069 | Dronagiri Infotech Pvt. Ltd. | 0 | 35 | 35 |
| 1070 | ELYZIUM GLOBENET PRIVATE LIMITED | 0 | 35 | 35 |
| 1071 | KHETAN TELECOMMUNICATIONS PRIVATE LIMITED | 0 | 35 | 35 |
| 1072 | PMG NETWORKS Pvt Ltd. | 0 | 35 | 35 |
| 1073 | K-ANANDRAJ INET SOLUTIONS PRIVATE LIMITED | 0 | 34 | 34 |
| 1074 | UNIFIED VOICE COMMUNICATION PVT LTD | 0 | 33 | 33 |
| 1075 | KAROBA BROADBAND SERVICE PRIVATE LIMITED | 0 | 31 | 31 |
| 1076 | Auspice Infratel Pvt. Ltd. | 0 | 30 | 30 |
| 1077 | BUDANTA NETWORKS PRIVATE LIMITED | 0 | 30 | 30 |
| 1078 | GPX India Services Private Limited | 0 | 30 | 30 |
| 1079 | KB DIGITAL NETWORK Pvt Ltd. | 0 | 30 | 30 |
| 1080 | SHRAVI COMMUNICATION PRIVATE LIMITED | 0 | 30 | 30 |
| 1081 | SPACE INTERNET PRIVATE LIMITED | 0 | 30 | 30 |
| 1082 | ST BROADBAND CABLE SERVICE PRIVATE LIMITED | 0 | 30 | 30 |
| 1083 | TOSHAM TELECOM PRIVATE LIMITED | 0 | 30 | 30 |
| 1084 | VIVA Communications Pvt Ltd | 0 | 30 | 30 |
| 1085 | WEB WERKS INTERNET SERVICES PRIVATE LIMITED | 0 | 30 | 30 |
| 1086 | CABLECOM NETWORK PRIVATE LIMITED | 0 | 29 | 29 |
| 1087 | Fastx Broadband Pvt. Ltd. | 0 | 29 | 29 |
| 1088 | KUNAL SPEEDNET SOLUTIONS Pvt. LTD | 0 | 29 | 29 |
| 1089 | Streamax Broadband Services Pvt. Ltd | 0 | 29 | 29 |
| 1090 | FURIOUSPEED PRIVATE LIMITED | 0 | 28 | 28 |

| S. No. | Name of Service Provider | Narrowband | Broadband | Total |
|---------------|--|-------------------|------------------|--------------|
| 1091 | SkyNet Zone Wifi Services (P) Ltd. | 0 | 28 | 28 |
| 1092 | Doonbroadband Pvt. Ltd. | 0 | 27 | 27 |
| 1093 | ITRANSZ FTTX PRIVATE LIMITED | 0 | 27 | 27 |
| 1094 | KORD BROADBAND SERVICES PRIVATE LIMITED | 0 | 27 | 27 |
| 1095 | LEGACY INFOWAY PRIVATE LIMITED | 0 | 27 | 27 |
| 1096 | Saagars Channel Pvt. Ltd. | 0 | 27 | 27 |
| 1097 | BHAVARTH INTERNET SERVICES PRIVATE LIMITED | 0 | 26 | 26 |
| 1098 | JARIMARI PRIVATE LIMITED | 0 | 26 | 26 |
| 1099 | NETVEN TECHNOLOGIES PRIVATE LIMITED | 0 | 25 | 25 |
| 1100 | NETVIGATOR BROADBAND PVT LTD | 0 | 25 | 25 |
| 1101 | S T BROADBAND CABLE SERVICE Pvt Ltd. | 0 | 25 | 25 |
| 1102 | AVD INFOCOM PRIVATE LIMITED | 0 | 24 | 24 |
| 1103 | NP-GOLDNET PRIVATE LIMITED | 0 | 24 | 24 |
| 1104 | Edge Telecommunications Pvt. Ltd. | 0 | 23 | 23 |
| 1105 | KONARK CABLE SYSTEM OPC PRIVATE LIMITED | 0 | 23 | 23 |
| 1106 | MPR INFONET SYSTEMS PRIVATE LIMITED | 0 | 23 | 23 |
| 1107 | R2 NET BROADBAND SERVICES PRIVATE LIMITED | 0 | 23 | 23 |
| 1108 | RASHI COMMUNICATION PRIVATE LIMITED | 0 | 23 | 23 |
| 1109 | smart city broadband network solution pvt ltd | 0 | 23 | 23 |
| 1110 | LIVE FIBERNET SERVICE PRIVATE LIMITED | 0 | 22 | 22 |
| 1111 | Osronet Infotech Pvt.Ltd | 0 | 22 | 22 |
| 1112 | Radiant NetworkTechnologies Pvt. Ltd. | 0 | 22 | 22 |
| 1113 | Praveen Telecom Pvt. Ltd. | 0 | 20 | 20 |
| 1114 | TOPTUS BROADBAND SERVICES PRIVATE LIMITED | 0 | 20 | 20 |
| 1115 | WESTERNEDGE TELECOMMUNICATIONS PRIVATE LIMITED | 0 | 20 | 20 |
| 1116 | 10G TELECOM Pvt Ltd. | 0 | 19 | 19 |
| 1117 | SAMVAD TELECOM | 17 | 2 | 19 |
| 1118 | Aerocast Networks Pvt. Ltd. | 0 | 18 | 18 |
| 1119 | Hienet Internet Services Pvt. Ltd. | 0 | 18 | 18 |
| 1120 | Rita Infocom Pvt. Ltd. | 0 | 18 | 18 |

| S. No. | Name of Service Provider | Narrowband | Broadband | Total |
|---------------|---|-------------------|------------------|--------------|
| 1121 | Tricom Broadband Pvt Ltd | 0 | 18 | 18 |
| 1122 | FUTURE INTERNET PRIVATE LIMITED | 0 | 17 | 17 |
| 1123 | CELESTIAL LINK PRIVATE LIMITED | 0 | 17 | 17 |
| 1124 | GRASTEL NETWORKS PRIVATE LIMITED | 0 | 17 | 17 |
| 1125 | JKM Digital Services (OPC) Pvt Ltd | 0 | 17 | 17 |
| 1126 | Ultrawave Internet Access Pvt. Ltd. | 0 | 17 | 17 |
| 1127 | Chaitali Communications (OPC) Pvt.Ltd | 0 | 16 | 16 |
| 1128 | DIGITAL OXYGEN PRIVATE LIMITED | 0 | 16 | 16 |
| 1129 | IGZI NETWORKS PRIVATE LIMITED | 0 | 16 | 16 |
| 1130 | MUKHTAR INTERNET SERVICE PRIVATE LIMITED | 0 | 16 | 16 |
| 1131 | RAPIDE NEXT PRIVATE LIMITED | 0 | 16 | 16 |
| 1132 | SHERAWAT INFOTECH PRIVATE LIMITED (UL-VNO) | 0 | 16 | 16 |
| 1133 | AMIGOS BROADBAND PRIVATE LIMITED | 0 | 15 | 15 |
| 1134 | GREEN WEB SOFTWARE DEVELOPMENT PRIVATE LIMITED | 0 | 15 | 15 |
| 1135 | PMG Networks Pvt. Ltd. | 0 | 15 | 15 |
| 1136 | SPEEDPULSE DIGITAL NETWORK PRIVATE LIMITED | 0 | 15 | 15 |
| 1137 | JTM INTERNET PRIVATE LIMITED | 0 | 14 | 14 |
| 1138 | Nelco Ltd. | 9 | 5 | 14 |
| 1139 | Satzilio Telecom Pvt. Ltd. | 0 | 14 | 14 |
| 1140 | JETAIR NET PRIVATE LIMITED | 0 | 13 | 13 |
| 1141 | MRKR COMMUNICATIONS PRIVATE LIMITED | 0 | 13 | 13 |
| 1142 | NETZ SHREERAM SOLUTION PRIVATE LIMITED | 0 | 12 | 12 |
| 1143 | TELESECURE COMMUNICATIONS PVT LTD | 0 | 12 | 12 |
| 1144 | AMITEL INDIA PRIVATE LIMITED | 0 | 11 | 11 |
| 1145 | HELLO NETWORK SERVICE Pvt Ltd. | 0 | 11 | 11 |
| 1146 | J.R.SUPERTECH (OPC) PRIVATE LIMITED | 0 | 11 | 11 |
| 1147 | SMARTCITY BROADBAND NETWORK SOLUTIONS PRIVATE LIMITED | 0 | 11 | 11 |
| 1148 | Smartware Technologies Pvt. Ltd. | 0 | 11 | 11 |
| 1149 | NETLAYER INDIA PRIVATE LIMITED | 0 | 10 | 10 |

| S. No. | Name of Service Provider | Narrowband | Broadband | Total |
|---------------|---|-------------------|------------------|--------------|
| 1150 | Onepipe Telecom Pvt. Ltd | 10 | 0 | 10 |
| 1151 | SSV JASS BROADBAND PRIVATE LIMITED | 0 | 10 | 10 |
| 1152 | TIKKA BROADBAND PRIVATE LIMITED | 0 | 10 | 10 |
| 1153 | Winet Infratel Pvt. Ltd. | 5 | 5 | 10 |
| 1154 | Ceralink Communication Pvt Ltd | 9 | 0 | 9 |
| 1155 | WAY 2 INTERNET Pvt Ltd. | 0 | 9 | 9 |
| 1156 | YOTTA NETWORK SERVICES PRIVATE LIMITED | 0 | 9 | 9 |
| 1157 | BYTRIX COMMUNICATION PRIVATE LIMITED | 0 | 8 | 8 |
| 1158 | Jet Netcom Broadband Pvt. Ltd. | 0 | 8 | 8 |
| 1159 | NARAYANEE INFOTECH PRIVATE LIMITED | 0 | 8 | 8 |
| 1160 | WAYAR NETWORK PRIVATE LIMITED | 0 | 8 | 8 |
| 1161 | WONDER NETSOL PRIVATE LIMITED | 0 | 8 | 8 |
| 1162 | METICULOUS NETWORKS PRIVATE LIMITED | 0 | 7 | 7 |
| 1163 | SKYFALL VOICE COMMUNICATIONSPRIVATE LIMITED | 0 | 7 | 7 |
| 1164 | TREELINK NETWORK PVT LTD | 0 | 7 | 7 |
| 1165 | Upnet Communications Pvt. Ltd. | 0 | 7 | 7 |
| 1166 | BRAVISHMAH INFOTECH PRIVATE LIMITED | 0 | 6 | 6 |
| 1167 | INFINITYLINK COMMUNICATION PRIVATE LIMITED | 0 | 6 | 6 |
| 1168 | L & T NETWORK SERVICES PRIVATE LIMITED | 0 | 6 | 6 |
| 1169 | MALAYALAM CABLE VISION PRIVATE LIMITED | 0 | 6 | 6 |
| 1170 | OKSTEL INTERNET SERVICES PRIVATE LIMITED | 0 | 6 | 6 |
| 1171 | TRICHY INTERNET SERVICES PRIVATE LIMITED | 0 | 6 | 6 |
| 1172 | BABA AMARNATH INTERNET SERVICE PRIVATE LIMITED | 0 | 5 | 5 |
| 1173 | DISHAWAVES INFOTECH PRIVATE LIMITED | 0 | 5 | 5 |
| 1174 | NETSPEEDIO NETWORK AND TECHNOLOGIES PRIVATE LIMITED | 0 | 5 | 5 |
| 1175 | QUICK VISION ENTERTAINMENT PRIVATE LIMITED | 0 | 5 | 5 |
| 1176 | QUICKNET COMMUNICATIONS PRIVATE LIMITED | 0 | 5 | 5 |
| 1177 | Saraswati Internet Solution Pvt Ltd | 0 | 5 | 5 |

| S. No. | Name of Service Provider | Narrowband | Broadband | Total |
|---------------|---|-------------------|------------------|--------------|
| 1178 | SUMERRU INFOTECH PRIVATE LIMITED | 0 | 5 | 5 |
| 1179 | ALLCONNECT OPTICS NETWORK PRIVATE LIMITED | 0 | 4 | 4 |
| 1180 | JRP INTERNET SOLUTIONS PRIVATE LIMITED | 0 | 4 | 4 |
| 1181 | MILAN MULTISERVICES PRIVATE LIMITED | 0 | 4 | 4 |
| 1182 | NEXTLEVEL BROADBAND PRIVATE LIMITED | 0 | 4 | 4 |
| 1183 | POWERNET TELECOM PRIVATE LIMITED | 0 | 4 | 4 |
| 1184 | SANDEEP NETWORK PRIVATE LIMITED | 0 | 4 | 4 |
| 1185 | VIRTEL COMMUNICATIONS PRIVATE LIMITED | 0 | 4 | 4 |
| 1186 | AI SN INTERNET SERVICE PRIVATE LIMITED | 0 | 3 | 3 |
| 1187 | CONNECTX NETWORKS PRIVATE LIMITED | 0 | 3 | 3 |
| 1188 | Fibmesh IN Limited | 0 | 3 | 3 |
| 1189 | HSB INTERNET (OPC) PRIVATE LIMITED | 0 | 3 | 3 |
| 1190 | Mesh Infranet Pvt. Ltd. | 0 | 3 | 3 |
| 1191 | Netzy Internet Services Pvt. Ltd | 0 | 3 | 3 |
| 1192 | SAMAIIRA INFOTECH Pvt Ltd. | 0 | 3 | 3 |
| 1193 | SHYAM DATA & VOICE SERVICES PVT LTD | 0 | 3 | 3 |
| 1194 | WIRETEL INTRANET SYSTEMS PRIVATE LIMITED | 0 | 3 | 3 |
| 1195 | A TO Z INFOLINK PVT. LTD. | 0 | 2 | 2 |
| 1196 | Airnat IT Solutions Pvt. Ltd. | 0 | 2 | 2 |
| 1197 | B PRIMO INTERNET SERVICES PRIVATE LIMITED | 0 | 2 | 2 |
| 1198 | BAM DLR NETWORK SERVICES PRIVATE LIMITED | 0 | 2 | 2 |
| 1199 | Cloudcast Digital Limited | 0 | 2 | 2 |
| 1200 | Isyan Communication Pvt. Ltd | 0 | 2 | 2 |
| 1201 | Kartik Network Pvt. Ltd. | 0 | 2 | 2 |
| 1202 | MOUNT EDGE DIGITAL SERVICES PRIVATE LIMITED | 0 | 2 | 2 |
| 1203 | RED FIBER TELECOM PRIVATE LIMITED | 0 | 2 | 2 |
| 1204 | SHREEOM INFOTEL PRIVATE LIMITED | 0 | 2 | 2 |
| 1205 | WEBLINK SYSTEMS PRIVATE LIMITED | 0 | 2 | 2 |
| 1206 | BHUMITAT ISP PRIVATE LIMITED | 0 | 1 | 1 |

| S. No. | Name of Service Provider | Narrowband | Broadband | Total |
|---------------|---|-------------------|--------------------|--------------------|
| 1207 | COMPTECH INFORMATIC PRIVATE LIMITED | 0 | 1 | 1 |
| 1208 | ESTO MEDIA PRIVATE LIMITED | 0 | 1 | 1 |
| 1209 | FLYTEL NETWORK PRIVATE LIMITED | 0 | 1 | 1 |
| 1210 | Hybrid Hash Pvt. Ltd. | 0 | 1 | 1 |
| 1211 | INTRAPLUS COMMUNICATION NETWORK PRIVATE LIMITED | 0 | 1 | 1 |
| 1212 | MYNEXT BROADBAND SERVICES PRIVATE LIMITED | 0 | 1 | 1 |
| 1213 | Nuozen Telecom Pvt. Ltd. | 0 | 1 | 1 |
| 1214 | Perfect Internet Pvt. Ltd | 1 | 0 | 1 |
| 1215 | Softnet Network Pvt. Ltd.. | 0 | 1 | 1 |
| 1216 | Tellusys Info Pvt Ltd | 0 | 1 | 1 |
| 1217 | TRIPLE FAST NET PRIVATE LIMITED | 0 | 1 | 1 |
| 1218 | VERIZONE BROADBAND SERVICES PRIVATE LIMITED | 0 | 1 | 1 |
| 1219 | VIFIBEE SOLUTION (OPC) PRIVATE LIMITED | 0 | 1 | 1 |
| | Total | 24,980,364 | 944,124,474 | 969,104,838 |
| | Total (in million) | 24.980 | 944.124 | 969.105 |

Note: The information is compiled based on the reports being received from the Internet Service Providers.

Annexure 1.5: State/UT-wise Public Wi-Fi Hotspots as on 31.03.2025

| S.No. | State/UT | Number of Public Wi-Fi Hotspots As on 31.03.2025 | Number of Access Points As on 31.03.2025 | Number of unique Wi-Fi Users As on 31.03.2025 | Aggregate Data Consumed (TB) during the Quarter (2024-25) |
|--------------------------|------------------------------------|---|---|--|---|
| 1 | Andhra Pradesh | 2345 | 5526 | 325964 | 2429 |
| 2 | Arunachal Pradesh | 478 | 1008 | 1078 | 37 |
| 3 | Assam | 779 | 1707 | 142431 | 1664 |
| 4 | Bihar | 2158 | 5192 | 864923 | 8275 |
| 5 | Chattisgarh | 640 | 2228 | 115890 | 1179 |
| 6 | Goa | 147 | 527 | 13596 | 158 |
| 7 | Gujarat | 10598 | 18117 | 275497 | 4027 |
| 8 | Haryana | 1084 | 1912 | 131917 | 988 |
| 9 | Himachal Pradesh | 863 | 1498 | 11879 | 102 |
| 10 | Jharkhand | 540 | 1484 | 268626 | 2874 |
| 11 | Karnataka | 3355 | 13555 | 167365 | 1680 |
| 12 | Kerala | 3606 | 7838 | 419947 | 2741 |
| 13 | Madhya Pradesh | 3454 | 6688 | 341563 | 3066 |
| 14 | Maharashtra incl. Mumbai | 5304 | 24817 | 1335131 | 8073 |
| 15 | Manipur | 75 | 253 | 122 | 30 |
| 16 | Meghalaya | 172 | 475 | 2109 | 249 |
| 17 | Mizoram | 30 | 96 | 394 | 21 |
| 18 | Nagaland | 84 | 268 | 6254 | 54 |
| 19 | Odisha | 1120 | 2522 | 208520 | 2285 |
| 20 | Punjab | 1674 | 3712 | 72307 | 723 |
| 21 | Rajasthan | 2590 | 7929 | 241926 | 2438 |
| 22 | Sikkim | 47 | 334 | 1599 | 42 |
| 23 | Tamil Nadu incl. Chennai | 2170 | 9265 | 295804 | 2269 |
| 24 | Telangana | 3729 | 12434 | 137573 | 1125 |
| 25 | Tripura | 302 | 421 | 20075 | 276 |
| 26 | Uttar Pradesh (UPE+UPW) | 3281 | 7344 | 866127 | 7429 |
| 27 | Uttarakhand | 423 | 1333 | 41282 | 462 |
| 28 | West Bengal incl. Kolkata | 2102 | 10401 | 827251 | 5678 |
| Union Territories | | | | | 0 |
| 29 | Andaman & Nicobar Islands | 48 | 133 | 597 | 27 |
| 30 | Chandigarh | 88 | 761 | 2972 | 39 |
| 31 | Dadar & Nagar Haweli & Daman & Diu | 0 | 0 | 0 | 1 |
| 32 | Delhi | 630 | 10258 | 149856 | 939 |
| 33 | Jammu & Kashmir | 1113 | 2825 | 19298 | 175 |
| 34 | Ladakh | 1 | 1 | 9 | 0 |
| 35 | Lakshdweep | 0 | 0 | 0 | 0 |
| 36 | Puduchery | 22 | 39 | 757 | 13 |
| Total | | 55052 | 162901 | 7310639 | 61569 |

* The information is compiled based on the reports being received from the Internet Service Providers

Annexure 1.6

List of Service Providers which reported IP Telephony Minutes as on 31.03.2025

| S. No. | Name of Service Providers reported IP Telephony Minutes |
|---------------|--|
| 1 | Alliance Broadband Services Pvt. Ltd. |
| 2 | Welco Infotech Pvt. Ltd. |
| 3 | Shyam Spectra Pvt. Ltd.. |
| 4 | delDSL Internet Pvt. Ltd. |
| 5 | Pulse Telesystems Pvt. Ltd. |
| 6 | Sify Technologies Ltd. |
| 7 | Tata Communications Limited |
| 8 | Trikon Electronics Pvt. Ltd. |
| 9 | Skyfall Voice Communications Pvt. Ltd. |
| 10 | Warmconnect Internet Services Pvt. Ltd. |
| 11 | Reticule Infotech Pvt. Ltd. |
| 12 | UNIFIED VOICE COMMUNICATION PVT LTD |
| 13 | Vitelglobal Communications Pvt Ltd. |
| 14 | Eurus Network Services Private Limited |
| 15 | Easytel Communications Pvt Ltd |
| 16 | Sense Connect IT Pvt. Ltd. |
| 17 | Provoip Private Limited |

Annexure 1.7: Service Area wise PMRTS subscriber Base

| S.No. | DOT Licensed Service | Area Served | Service Provider | Subscriber Base | |
|-------------|----------------------------|---------------|---|-----------------|------------|
| | | | | 31.03.2024 | 31.03.2025 |
| 1 | Andhra Pradesh | Hyderabad | Arya Omnitalk Radio Trunking Services Pvt.Ltd. | 2,547 | 2,689 |
| | | | Array | 1,136 | 1,204 |
| | | Visakhapatnam | Arya Omnitalk Radio Trunking Services Pvt.Ltd. | 4,041 | 4,041 |
| | | | Total | 7,724 | 7,934 |
| 2 | Delhi | Delhi | Arya Omnitalk Radio Trunking Services Pvt.Ltd. | 6,324 | 6,562 |
| | | | Array | 3,897 | 3,737 |
| | | Total | 10,221 | 10,299 | |
| 3 | Gujarat | Ahmedabad | Arya Omnitalk Radio Trunking Services Pvt.Ltd. | 1,227 | 1,157 |
| | | Bharuch | Arya Omnitalk Radio Trunking Services Pvt.Ltd. | 1,664 | 1,829 |
| | | Dahej | Arya Omnitalk Radio Trunking Services Pvt.Ltd. | 1,795 | 2,182 |
| | | Jamnagar | Inative Networks Pvt. Ltd. | 360 | 360 |
| | | Kutch | Inative Networks Pvt. Ltd. | 205 | 205 |
| | | Surat | Arya Omnitalk Radio Trunking Services Pvt.Ltd. | 2,091 | 2,158 |
| | | | Inative Networks Pvt. Ltd. | 895 | 895 |
| | | Vadodara | Arya Omnitalk Radio Trunking Services Pvt.Ltd. | 1,746 | 1,801 |
| | | | Inative Networks Pvt. Ltd. | 360 | 360 |
| | | Total | 10,343 | 10,947 | |
| 4 | Karnataka | Bangalore | Arya Omnitalk Radio Trunking Services Pvt.Ltd. | 7,421 | 6,814 |
| | | | Array | 472 | 475 |
| | | Total | 7,893 | 7,289 | |
| 5 | Kerala | Ernakulam | Arya Omnitalk Radio Trunking Services Pvt.Ltd. | 1,108 | 1,149 |
| | | Kerala | Wiwanet Solutions Pvt. Ltd | 1,146 | 1,146 |
| | | Total | 2,254 | 2,295 | |
| 6 | Kolkata | Kolkata | Arya Omnitalk Radio Trunking Services Pvt.Ltd. | 1,595 | 1,594 |
| 7 | Madhya Pradesh | Indore | Arya Omnitalk Radio Trunking Services Pvt.Ltd. | 1,915 | 1,981 |
| 8 | Maharashtra | Khandala | Arya Omnitalk Radio Trunking Services Pvt.Ltd. | 535 | 556 |
| | | Pune | Arya Omnitalk Radio Trunking Services Pvt.Ltd. | 1,703 | 1,505 |
| | | | Array | 598 | 489 |
| | | Total | 2,836 | 2,550 | |
| 9 | Mumbai | Mumbai | Airtalk Solutions & Services Pvt. Ltd. | 1,310 | 1,625 |
| | | | Arya Omnitalk Radio Trunking Services Pvt.Ltd. | 9,133 | 9,353 |
| | | | Array | 1,628 | 1,695 |
| | | Total | 12,071 | 12,673 | |
| 10 | Rajasthan | Jaipur | Arya Omnitalk Radio Trunking Services Pvt.Ltd. | 911 | 970 |
| | | | Array | 423 | 401 |
| | | Total | 1,334 | 1,371 | |
| 11 | Tamil Nadu | Chennai | Arya Omnitalk Radio Trunking Services Pvt.Ltd. | 7,320 | 7,683 |
| | | | Array | 374 | 407 |
| | | Total | 7,694 | 8,090 | |
| Grand Total | | | | 65,880 | 67,023 |

Annexure 5.1

**List of pay channels, as on 31.03.2025
offered by broadcasters to subscribers as reported to TRAI
(Tariff Order dated 03.03.2017, as amended on 22.11.2022)**

| S. No. | Name of the broadcaster | S. No. | Name of the channel | SD/HD |
|---------------|---------------------------------------|---------------|----------------------------|--------------|
| 1. | AETN 18 Media Pvt Limited | 1. | The History Channel | SD |
| | | 2. | Histroy TV 18 HD | HD |
| 2. | BBC Global News India Private Limited | 3. | BBC World News | SD |
| | | 4. | Cbeebies | SD |
| 3. | Bennett, Coleman & Company Limited | 5. | Zoom | SD |
| | | 6. | Romedy Now | SD |
| | | 7. | MN + (HD) | HD |
| | | 8. | Mirror Now | SD |
| | | 9. | ET NOW | SD |
| | | 10. | Times Now | SD |
| | | 11. | Times Now Navbharat HD | HD |
| | | 12. | Movies Now HD | HD |
| | | 13. | MNX HD | HD |
| | | 14. | ET Now Swedesh | SD |
| | | 15. | MNX | SD |
| | | 16. | Times Now World (HD) | HD |
| 4. | Celebrities Management Pvt Limited | 17. | Travel XP HD | HD |
| | | 18. | Travel XP Tamil | SD |
| | | 19. | Travel XP | SD |
| | | 20. | Foodxp | SD |
| 5. | CSL Info Media Private Limited | 21. | JAN TV PLUS | SD |
| 6. | Direct New Private Limited | 22. | News X | SD |
| | | 23. | NewsX World | SD |
| 7. | Discovery Communications India | 24. | Animal Planet | SD |
| | | 25. | Discovery Channel | SD |
| | | 26. | DTAMIL | SD |
| | | 27. | Discovery Kids | SD |

| | | | | |
|-----|--|-----|----------------------------|----|
| | | 28. | Discovery Science | SD |
| | | 29. | Discovery Turbo | SD |
| | | 30. | Investigation Discovery | SD |
| | | 31. | Discovery HD | HD |
| | | 32. | Animal Planet HD | HD |
| | | 33. | TLC HD | HD |
| | | 34. | Investigation Discovery HD | HD |
| | | 35. | TLC | SD |
| | | 36. | EUROSPORT HD | HD |
| | | 37. | EUROSPORT | SD |
| 8. | Eenadu Televisoin Private Limited | 38. | ETV Telegu | SD |
| | | 39. | ETV Andhra Pradesh | SD |
| | | 40. | ETV - Telangana | SD |
| | | 41. | ETV Cinema | SD |
| | | 42. | ETV Life | SD |
| | | 43. | ETV Plus | SD |
| | | 44. | ETV Abhiruchi | SD |
| | | 45. | ETV HD | HD |
| | | 46. | ETV Plus HD | HD |
| | | 47. | ETV Cinema HD | HD |
| | | 48. | ETV Balbharat Hindi | SD |
| | | 49. | ETV Balbharat English | SD |
| | | 50. | ETV Balbharat HD | HD |
| | | 51. | ETV Balbharat SD | SD |
| 9. | Information TV Private Limited | 52. | India News | SD |
| 10. | Independent News Service Pvt Limited | 53. | India TV Speed News | HD |
| 11. | IN10 Media Private Limited | 54. | EPIC | SD |
| | | 55. | GUBBARE | SD |
| | | 56. | ISHARA TV | SD |
| 12. | Fame Media Private Limited | 57. | 4tv News | SD |
| 13. | IBN Lokmat News Private Ltd | 58. | News 18 Lokmat | SD |
| 14. | Lifestyle and Media Broadcasting Limited | 59. | Good Times | SD |

| | | | | |
|-----|--|-----|-------------------------------|----|
| 15. | Mavis Satcom Limited | 60. | J Movies | SD |
| | | 61. | Jaya Max | SD |
| | | 62. | Jaya Plus | SD |
| | | 63. | Jaya TV HD | HD |
| 16. | MSM World Wide Factual Media Private Limited | 64. | SONY BBC EARTH | SD |
| | | 65. | SONY BBC EARTH HD | HD |
| 17. | New Delhi Television Limited | 66. | NDTV 24*7 | SD |
| | | 67. | NDTV Profit | SD |
| 18. | Polimer Media Private Limited | 68. | Jothi TV | SD |
| 19. | Tarang Broadcasting Company Limited | 69. | Prarthana Life | SD |
| | | 70. | Tarang | SD |
| | | 71. | Tarang Music | SD |
| | | 72. | Alankar | SD |
| | | 73. | Tarang HD | HD |
| 20. | Raj Television Network Limited | 74. | Raj Digital Plus | SD |
| | | 75. | Raj Musix | SD |
| | | 76. | Raj News | SD |
| | | 77. | Raj TV | SD |
| | | 78. | Raj Nagaichuvai | SD |
| | | 79. | Raj Pariwar | SD |
| 21. | Silverstar Communications Limited | 80. | Mega 24 | SD |
| | | 81. | Mega Musiq | SD |
| | | 82. | Mega TV | SD |
| 22. | Culver Max Entertainment Private Limited | 83. | Sony YAY! | SD |
| | | 84. | SONY MAX | SD |
| | | 85. | SONY SAB | SD |
| | | 86. | SONY ENTERTAINMENT CHANNEL | SD |
| | | 87. | SONY PIX | SD |
| | | 88. | SONY MAX 2 | SD |
| | | 89. | SONY ENTERTAINMENT CHANNEL HD | HD |
| | | 90. | SONY PIX HD | HD |
| | | 91. | SONY MAX HD | HD |

| | | | | |
|-----|----------------------------|------|-------------------------|----|
| | | 92. | SONY Sports Ten 2 HD | HD |
| | | 93. | SONY Sports Ten 3 HD | HD |
| | | 94. | SONY Sports Ten 2 | SD |
| | | 95. | SONY Sports Ten 1 | SD |
| | | 96. | SONY Sports Ten 3 | SD |
| | | 97. | SONY Sports Ten 1 HD | HD |
| | | 98. | SONY SAB HD | HD |
| | | 99. | SONY Sports Ten 4 | SD |
| | | 100. | SONY Sports Ten 4 HD | HD |
| | | 101. | SONY Sports Ten 5 | SD |
| | | 102. | SONY Sports Ten 5 HD | HD |
| | | 103. | SONY AATH | SD |
| | | 104. | SONY Marathi | SD |
| | | 105. | SONY MAX 1 | SD |
| 23. | Star India Private Limited | 106. | Star Sports 3 | SD |
| | | 107. | Star Sports 1 Tamil | SD |
| | | 108. | Star Sports Select 2 | SD |
| | | 109. | Star Bharat | SD |
| | | 110. | Star Gold 2 (Movies OK) | SD |
| | | 111. | Star Sports 1 Hindi | SD |
| | | 112. | Star Gold | SD |
| | | 113. | Star Jalsha | SD |
| | | 114. | Star Movies | SD |
| | | 115. | Star Gold Select | SD |
| | | 116. | Star Plus | SD |
| | | 117. | Star Pravah | SD |
| | | 118. | Star Sports 1 | SD |
| | | 119. | Star Sports 2 | SD |
| | | 120. | Jalsha Movies | SD |
| | | 121. | Star Sports HD 2 | HD |
| | | 122. | Star Sports HD 1 | HD |
| | | 123. | Star Bharat HD | HD |
| | | 124. | Star Gold HD | HD |

| | | | |
|--|------|---|----|
| | 125. | Star Movies HD | HD |
| | 126. | Star Plus HD | HD |
| | 127. | Star Sports 1 HD Hindi | HD |
| | 128. | Star Sports Select 1 | SD |
| | 129. | Star Movies Select HD | HD |
| | 130. | Star Sports 2 Kannada (Star Sports First) | SD |
| | 131. | MAA Gold | SD |
| | 132. | MAA Movies | SD |
| | 133. | MAA Music | SD |
| | 134. | MAA TV | SD |
| | 135. | Star Pravah HD | HD |
| | 136. | Star Jalsha HD | HD |
| | 137. | Jalsha Movies HD | HD |
| | 138. | Star Sports Select HD 1 | HD |
| | 139. | Star Sports Select HD 2 | HD |
| | 140. | MAA HD | HD |
| | 141. | Star Gold Select HD | HD |
| | 142. | MAA Movies HD | HD |
| | 143. | Star Sport 1 Telugu | SD |
| | 144. | Star Sport 1 Kannada | SD |
| | 145. | Star Gold Romance | SD |
| | 146. | Star Gold Thrills | SD |
| | 147. | Pravah Pictures | SD |
| | 148. | Star Kiran | SD |
| | 149. | Star Movies Select | SD |
| | 150. | Star Gold 2 HD | HD |
| | 151. | Star Sports 1Tamil HD | HD |
| | 152. | Star Sports 1Telugu HD | HD |
| | 153. | Pravah Pictures HD | HD |
| | 154. | Vijay TV | SD |
| | 155. | Vijay Super | SD |
| | 156. | Vijay HD | HD |
| | 157. | Vijay Takkar (Vijay Music) | SD |

| | | | |
|--|------|-----------------------------------|----|
| | 158. | Asianet | SD |
| | 159. | Asianet Plus | SD |
| | 160. | Asianet Movies | SD |
| | 161. | Suvarna Plus | SD |
| | 162. | Star Suvarna HD | HD |
| | 163. | Asianet HD | HD |
| | 164. | Star Suvarna | SD |
| | 165. | Vijay Super HD | HD |
| | 166. | Asianet Movies HD | HD |
| | 167. | Disney Junior | SD |
| | 168. | Super Hangama (Marvel HQ) | SD |
| | 169. | Disney International HD | HD |
| | 170. | Hungama TV | SD |
| | 171. | The Disney Channel | SD |
| | 172. | Disney Channel HD | HD |
| | 173. | National Geographic Channel (NGC) | SD |
| | 174. | Nat Geo Wild | SD |
| | 175. | National Geographic HD | HD |
| | 176. | Nat Geo Wild HD | HD |
| | 177. | Colors | SD |
| | 178. | MTV | SD |
| | 179. | NICK | SD |
| | 180. | NICK JR | SD |
| | 181. | SONIC | SD |
| | 182. | Colors Infinity HD | HD |
| | 183. | Colors Infinity | SD |
| | 184. | Colors HD | HD |
| | 185. | NICKS HD+ | HD |
| | 186. | Colors Cineplex | SD |
| | 187. | Colors Kannada HD | HD |
| | 188. | Colors Marathi HD | HD |
| | 189. | Colors Bangla HD | HD |
| | 190. | Colors Super | SD |

| | | | | |
|-----|------------------------|------|---|----|
| | | 191. | Star Sports 2 Hindi (Sports 18 1) | SD |
| | | 192. | Star Sports 2 Hindi HD (Sports 18 1 HD) | HD |
| | | 193. | Star Sports 2 Telugu (Sports 18 2) | SD |
| | | 194. | Star Sports 2 Tamil (Sports 18 3) | SD |
| | | 195. | Colors Bangla | SD |
| | | 196. | Colors Gujarati | SD |
| | | 197. | Colors Kannada | SD |
| | | 198. | Colors Marathi | SD |
| | | 199. | Colors Tamil | SD |
| | | 200. | Colors Cineplex HD | HD |
| | | 201. | Colors Tamil HD | HD |
| | | 202. | MTV HD | HD |
| | | 203. | Colors Kannada Cinema | SD |
| | | 204. | Colors Gujarati Cinema | SD |
| | | 205. | Colors Bangla Cinema | SD |
| | | 206. | Star Sports 2 Telugu HD | HD |
| | | 207. | Star Sports 2 Tamil HD | HD |
| | | 208. | Star Sports Khel | SD |
| 24. | SUN TV Network Limited | 209. | Adithya TV | SD |
| | | 210. | Chintu TV | SD |
| | | 211. | Chutti TV | SD |
| | | 212. | Gemini Comedy | SD |
| | | 213. | Gemini Life | SD |
| | | 214. | Gemini Movies | SD |
| | | 215. | Gemini Music | SD |
| | | 216. | Gemini TV | SD |
| | | 217. | KTV | SD |
| | | 218. | Surya Movies | SD |
| | | 219. | Kushi TV | SD |
| | | 220. | SUN Life | SD |
| | | 221. | Sun Music | SD |
| | | 222. | Sun News | SD |

| | | | | |
|-----|---------------------------------------|------|------------------------------------|----|
| | | 223. | Surya Music | SD |
| | | 224. | SUN TV | SD |
| | | 225. | Surya Comedy | SD |
| | | 226. | Surya TV | SD |
| | | 227. | Udaya Comedy | SD |
| | | 228. | Udaya Movies | SD |
| | | 229. | Udaya Music | SD |
| | | 230. | Udaya TV | SD |
| | | 231. | Kochu TV | SD |
| | | 232. | Sun TV HD | HD |
| | | 233. | KTV HD | HD |
| | | 234. | Sun Music HD | HD |
| | | 235. | Gemini TV HD | HD |
| | | 236. | Gemini Music HD | HD |
| | | 237. | Gemini Movies HD | HD |
| | | 238. | Surya HD | HD |
| | | 239. | Udaya HD | HD |
| 25. | Suryansh Broadcasting Private Ltd | 240. | Flowers | SD |
| 26. | Warner Media India Private Limited | 241. | Cartoon Network | SD |
| | | 242. | CNN International | SD |
| | | 243. | POGO | SD |
| | | 244. | Cartoon Network HD+ | HD |
| 27. | Network 18 Media & Investment Limited | 245. | CNN News 18 | SD |
| | | 246. | CNBC Bazaar | SD |
| | | 247. | CNBC TV 18 Prime HD | HD |
| | | 248. | CNBC Awaaz | SD |
| | | 249. | News 18 Tamil Nadu | SD |
| | | 250. | News 18 Kerala | SD |
| | | 251. | News 18 Assam / North East | SD |
| | | 252. | CNBC TV 18 | SD |
| | | 253. | News 18 Bihar Jharkhand | SD |
| | | 254. | News 18 Madhya Pradesh/Chattisgarh | SD |

| | | | | |
|-----|------------------------------------|------|--|----|
| | | 255. | News 18 Rajasthan | SD |
| | | 256. | News 18 Uttar Pradesh/ Uttaranchal | SD |
| | | 257. | News 18 Jammu Kashmir Ladakh Himachal Haryana | SD |
| | | 258. | News 18 Kannada | SD |
| | | 259. | News 18 Bangla | SD |
| | | 260. | News 18 Punjab | SD |
| | | 261. | News 18 Gujarati | SD |
| | | 262. | News 18 Odia | SD |
| 28. | TV Today Network Limited | 263. | India Today | SD |
| | | 264. | AAJ Tak HD | HD |
| 29. | Zee Akaash News Private Limited | 265. | Zee 24 Ghanta | SD |

List of Major MSOs/HITS Operators

- 1. M/s. Siti Networks Limited.,**
1st Floor, FC-09, Gate No.03,
Sector-16-A Film City,
Noida-201301,
Tel: 0120-4526700
Website : www.sitinetnetworkslimited
Toll Free No. 1800 1234 001
- 2. M/s Den Networks Limited.**
236, Ground Floor, Okhla Industrial Estate,
Phase-III, New Delhi-110020
Website: www.den-networks.com
Toll Free No. 1800 419 2020
- 3. M/s Hathway Digital Private Limited.**
805/606, 8th Floor, Windsor
Off CST Road, Kalina, Santacruz (East),
Mumbai-400098 (Maharashtra)
PH: 022-26001306,
Fax No: 022-26001307
Website : www.hathway.com
Toll Free No. 1800 4197 900
- 4. M/s GTPL Hathway.**
202, 2nd Floor,
Sahajanad Shopping Center
Opp. Swaminarayan Mandir
Shahibaug, Ahmedabad-38004
Ph: 079-30280340 / 41, 079-25626476 / 77
Website : www.gtpl.net
Toll Free No. 1800-419-0419
- 5. M/s NXT Digital Limited.**
IN Centre, 49/50 MIDC
12th Road, Andheri
MUMBAI-400093 (Maharashtra)
Ph: 022-28208585
Website : www.nxtdigital.co.in
Toll Free No. 18602120400 18002100400

- 6. M/s NXT Digital Limited (HITS)**
IN Centre, 49/50 MIDC
12th Road, Andheri
MUMBAI-400093 (Maharashtra)
Ph: 022-28208585
Website : www.nxtdigital.co.in
Toll Free No. 18602120400 18002100400
- 7. M/s Fastway Transmission Pvt. Ltd.,**
SCO-16-17, Top Floor
Sector-34-A, Chandigarh
Ph: 0161-4044444
Website : www.fastway.in
Toll Free No. 18001026602
- 8. M/s Tamil Nadu ARASU Cable TV Corporation Ltd.**
11/22, Mangadusamy Street, Nungambakkam,
Chennai-600034
Ph: 044-2843 2911
Fax : 044-2843 2913
Website : www.tactv.in
Toll Free No. 1800 425 2911
- 9. M/s Kerala Communicators Cable Ltd.**
CC -22/491, Girnar, Kadavanthara,
Cochin-682020 (Kerala)
Ph: 0484-2316441
Website : www.kccl.tv
Toll Free No. 18004195755
- 10. M/s Thamizhaga Cable TV Communication Pvt. Ltd.**
Old No. 150, New No. 48, Sami Naicken Street,
Chinthadripet, Chennai-6000002 (T.N.)
Ph: 044-49272222
Website : www.tccl.co.in
Toll Free No. 1800-102-9845
- 11. M/s Kal Cable Private Ltd.**
No. 229, Kutchery Road, Mylapore,
Chennai-600004 (T.N.)
Ph: 044-49616161,
Fax : 044-49616171
Website : www.scv.in
Toll Free No. 1800-102-0728

12. M/s V.K. Digital Network Pvt. Ltd.

3-A-29, Willow Crest,
6th Main Road, R.A. Puram,
Chennai-600029 (T.N.)
Ph: 044-4242 8282
Website : www.vkdigital.co.in
Toll Free No. 18004199908

List of Pay DTH Operators

- 1. M/s. Tata Play Limited**
Tata Communications Complex,
Mandi Road, PO Chattarpur,
New Delhi – 110 074
Tel: 011-6616 3000
Fax-022-6616 3030
Website : www.tatasky.com
Toll Free No. 18002086633
- 2. M/s Dish TV India Ltd.**
FC-19, Sector-16A, Film City,
Noida-201301
Tel: 91-120-2467005 / 2467000
Fax: 91-120-4357082
Toll Free No. 18002583474 (Dish), 1800212212 (d2h)
Website : www.dishtv.in
- 3. SUN Direct TV(P) Ltd.**
Murasoli Maran Towers, 73, MRC Nagar,
Main Road, MRC Nagar, Chennai – 28
PH: 044-44676767, Fax No 044-40679191
Website : www.sundirect.in
Toll Free No. 18001037575
- 4. Bharti Telemedia Ltd.**
Airtel Centre, Plot No 16,
Udyog Vihar Phase IV,
Gurgaon – 122 015
Ph: 0124-4222222
Fax : 0124-4248063
Website : www.airtel.in
Toll Free No. 18001036065

Annexure 5.4**List of 113 existing cities with operational FM Radio Channels in India
as on 31st March, 2025**

| S. No. | City | Category | Channels |
|---------------|-------------|-----------------|-----------------|
| 1. | Agartala | D | 2 |
| 2. | Agra | B | 4 |
| 3. | Ahmedabad | A | 6 |
| 4. | Ahmednagar | C | 4 |
| 5. | Aizwal | D | 3 |
| 6. | Ajmer | C | 4 |
| 7. | Akola | C | 4 |
| 8. | Alappuzha | C | 2 |
| 9. | Aligarh | C | 4 |
| 10. | Allahabad | B | 4 |
| 11. | Amravati | C | 1 |
| 12. | Amritsar | B | 4 |
| 13. | Asansol | B | 3 |
| 14. | Aurangabad | C | 4 |
| 15. | Bareilly | C | 4 |
| 16. | Bengaluru | A | 8 |
| 17. | Bhadarwah | Others | 1 |
| 18. | Bharuch | D | 2 |
| 19. | Bhavangar | C | 2 |
| 20. | Bhopal | B | 4 |
| 21. | Bhubaneswar | C | 4 |
| 22. | Bikaner | C | 4 |
| 23. | Bilaspur | C | 3 |
| 24. | Chandigarh | C | 4 |
| 25. | Chennai | A+ | 7 |
| 26. | Coimbatore | B | 4 |
| 27. | Dehradun | C | 1 |
| 28. | Delhi | A+ | 9 |

| | | | |
|-----|-----------------|--------|---|
| 29. | Dhule | C | 3 |
| 30. | Dhubri | Others | 1 |
| 31. | Durg-Bhillaina | D | 1 |
| 32. | Erode | C | 2 |
| 33. | Gangtok | D | 2 |
| 34. | Godhara | D | 1 |
| 35. | Gorakhpur | C | 4 |
| 36. | Gulbarga | C | 1 |
| 37. | Guwahati | C | 4 |
| 38. | Gwalior | C | 4 |
| 39. | Haflong | Others | 1 |
| 40. | Hissar | D | 4 |
| 41. | Hubli - Dharwad | C | 2 |
| 42. | Hyderabad | A | 8 |
| 43. | Indore | B | 4 |
| 44. | Itanagar | D | 2 |
| 45. | Jabalpur | B | 4 |
| 46. | Jaipur | A | 6 |
| 47. | Jalandhar | C | 4 |
| 48. | Jalgaon | C | 4 |
| 49. | Jammu | C | 4 |
| 50. | Jamnagar | C | 2 |
| 51. | Jamshedpur | B | 4 |
| 52. | Jhansi | C | 4 |
| 53. | Jodhpur | C | 4 |
| 54. | Junagarh | D | 2 |
| 55. | Kannur | C | 3 |
| 56. | Kanpur | A | 6 |
| 57. | Karnal | D | 3 |
| 58. | Kargil | Others | 2 |
| 59. | Kathua | Others | 2 |
| 60. | Kochi | B | 4 |
| 61. | Kolhapur | C | 4 |

| | | | |
|-----|-------------|--------|---|
| 62 | Kolkata | A+ | 7 |
| 63. | Kota | C | 4 |
| 64. | Kozhikode | C | 4 |
| 65. | Lucknow | A | 6 |
| 66. | Leh | Others | 3 |
| 67. | Madurai | B | 4 |
| 68. | Mangalore | C | 3 |
| 69. | Mehsana | D | 2 |
| 70. | Mumbai | A+ | 9 |
| 71. | Muzaffarpur | C | 4 |
| 72. | Mysore | C | 3 |
| 73. | Nagpur | A | 6 |
| 74. | Nanded | C | 3 |
| 75. | Nasik | C | 4 |
| 76. | Nellore | C | 1 |
| 77. | Palampur | D | 1 |
| 78. | Panaji | D | 2 |
| 79. | Patiala | C | 4 |
| 80. | Patna | B | 4 |
| 81. | Porbandar | D | 1 |
| 82. | Punch | Others | 2 |
| 83. | Puducherry | C | 4 |
| 84. | Pune | A | 6 |
| 85. | Raigarh | D | 1 |
| 86. | Raipur | C | 3 |
| 87. | Rajahmundry | C | 3 |
| 88. | Rajkot | B | 4 |
| 89. | Ranchi | C | 4 |
| 90. | Rourkela | C | 2 |
| 91. | Salem | C | 2 |
| 92. | Sangli | C | 4 |
| 93. | Shillong | D | 3 |
| 94. | Shimla | D | 3 |

| | | | |
|------|--------------------|---|------------|
| 95. | Sholapur | C | 4 |
| 96. | Siliguri | C | 3 |
| 97. | Srinagar | C | 4 |
| 98. | Surat | A | 6 |
| 99. | Thiruvananthapuram | C | 4 |
| 100. | Thoothukudi | C | 2 |
| 101. | Thrissur | C | 3 |
| 102. | Tiruchirappalli | C | 3 |
| 103. | Tirunelveli | C | 3 |
| 104. | Tirupati | C | 3 |
| 105. | Udaipur | C | 4 |
| 106. | Ujjain | C | 1 |
| 107. | Vadodra | B | 4 |
| 108. | Varanasi | B | 4 |
| 109. | Vellore | C | 2 |
| 110. | Veraval | D | 1 |
| 111. | Vijayawada | B | 3 |
| 112. | Vishakapatnam | B | 3 |
| 113. | Warrangalml | C | 3 |
| | Total | | 388 |

Source: As reported by Private FM Radio Service Providers to TRAI

Disclaimer

The Information and Statistics contained in this report are derived from variety of sources but are mainly reliant on data obtained from Service Providers. This report does not constitute commercial or other advice. No warranty, representation or undertaking of any kind, express or implied, is given in relation to the information and statistics contained in this report.