

**File No. 304-1/2014-QoS**  
**TELECOM REGULATORY AUTHORITY OF INDIA**  
**(Quality of Service Division)**

**Dated: 13<sup>th</sup> February, 2014**

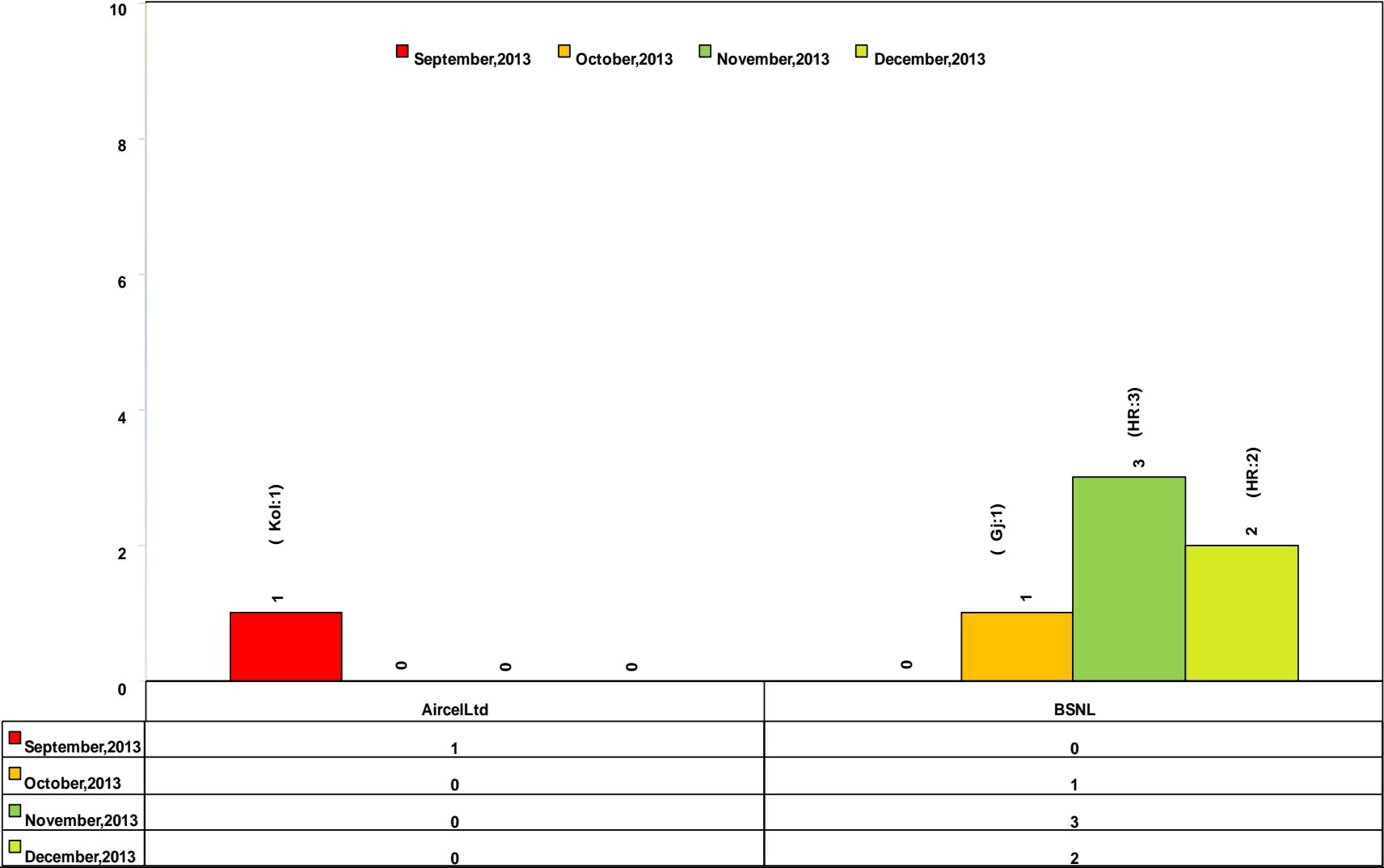
**Point of Interconnection (POIs) Congestion report of the Cellular Mobile Telephone Service Providers (CMTS) and Basic Telephone Service (Wireline) Providers for the months of October, November & December, 2013.**

In order to ensure seamless interconnection, TRAI has been monitoring the level of congestion at the Point of Interconnection (POI) between various service providers on monthly basis. This parameter signifies the ease with which a customer of one network is able to communicate with a customer of another network. This parameter also reflects as to how effective is the interconnection between two networks. The benchmark notified by TRAI in the QoS Regulations for this parameter is <0.5%. This means out of 200 calls between two operators only one call should face congestion. The result of the monitoring reveals that degree of congestion between the operators is generally satisfactory in most of the areas.

**A. Cellular Mobile Telephone Service :**

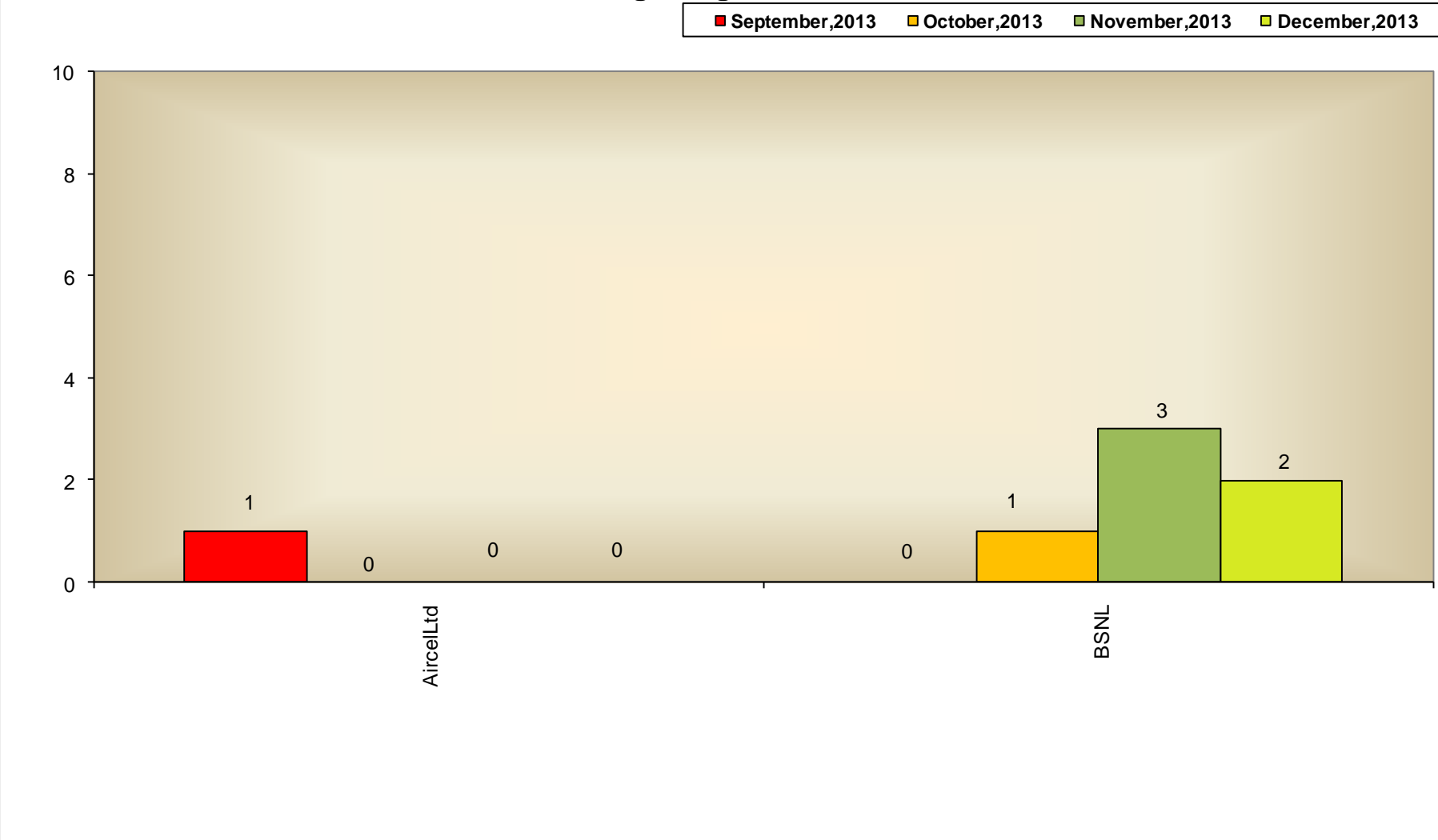
- Cellular Mobile Service Providers (CMSPs) have submitted their POIs Congestion Reports to TRAI for the months of October, November & December 2013.
- This report includes only the Service Providers who do not meet TRAI's stipulated POI Congestion benchmark of <0.5% in any of their service area.
- The number of POIs having congestion has increased from 1 in September 2013 to 2 POIs in December, 2013.
- M/s BSNL has congestion in 1 POI in October, 3 POIs in November & 2 POIs in December, 2013.
- The affected circle/state due to POI congestion is Haryana.

Service Provider wise & Service Area wise number of POIs having Congestion level >0.5%

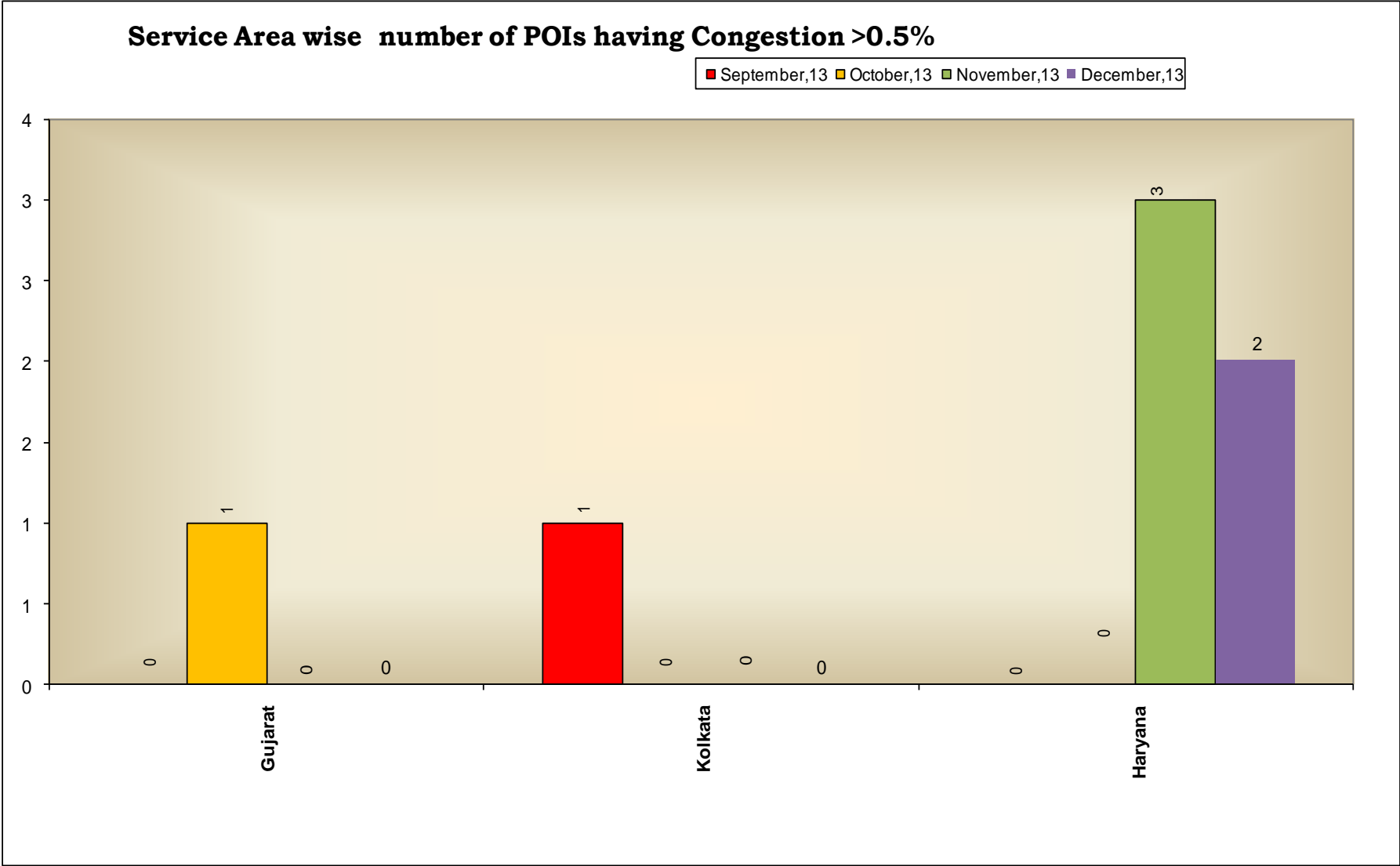


**(ii) Service Provider wise POI Congestion (CMTS)**

**Service Provider wise number of POIs having Congestion >0.5%**



(iii) Service Area wise POI Congestion (CMTS)



**Basic Telephone Service (Wireline) :**

As per the Regulations, 2009, Basic Telephone Service (Wireline) Providers have submitted their POIs Congestion Reports to TRAI for the months of October, November and December 2013.

- This report includes only the Service Providers who do not meet the TRAI's stipulated POI Congestion benchmark of <0.5% in any of their service area.
- No POI Congestion in the month of October, November and December,2013.

The non-provisioning and insufficient provisioning of telecom circuit resource as per traffic requirements leads to:

- inter-network congestion at the Point of Interconnection (POI)
  - loss of calls
  - repeated call attempts by consumers
  - deterioration in Quality of Service (QoS)
  - consumer dissatisfaction
- 

Contact Address in case any clarification required:

Advisor (CA &QoS), TRAI  
Mahanagar Doorsanchar Bhawan,  
Jawahar Lal Nehru Marg (Old Minto Road),  
New Delhi - 110002.  
Telephone – 011 - 23230404

Authorised for issue

Advisor (CA & QoS)

**Analysis –Service provider wise (CMTS) No. of POI having congestion level 0.5%and > 25%**

SL. No.	Circles	September,2013		October,2013		November,2013		December,2013	
		>0.5%	>25%	>0.5%	>25%	>0.5%	>25%	>0.5%	>25%
1	<b>BSNL</b>	0	0	1	0	3	1	2	0
2	<b>Aircel</b>	1	1	0	0	0	0	0	0
<b>Total</b>		<b>1</b>	<b>1</b>	<b>1</b>	<b>0</b>	<b>3</b>	<b>1</b>	<b>2</b>	<b>0</b>

<b>Analysis - Service Area wise (CMTS) No. of POIs having congestion level &gt; 0.5% and &gt;25%</b>									
<b>SL. No.</b>	<b>Circles</b>	<b>September,2013</b>		<b>October,2013</b>		<b>November,2013</b>		<b>December,2013</b>	
		<b>&gt;0.5%</b>	<b>&gt;25%</b>	<b>&gt;0.5%</b>	<b>&gt;25%</b>	<b>&gt;0.5%</b>	<b>&gt;25%</b>	<b>&gt;0.5%</b>	<b>&gt;25%</b>
1	<b>Gujarat</b>	0	0	1	0	0	0	0	0
2	<b>Haryana</b>	0	0	0	0	3	1	2	0
3	<b>Kolkata</b>	1	1	0	0	0	0	0	0
<b>Total</b>		<b>1</b>	<b>1</b>	<b>1</b>	<b>0</b>	<b>3</b>	<b>1</b>	<b>2</b>	<b>0</b>





