



OPERATOR ASSISTED DRIVE TEST REPORT

KATRA CITY AND NEARBY AREAS

J&K LSA

FEBRUARY 2026 (REGIONAL OFFICE, DELHI)

The Operator Assisted Drive Test has been carried out by Regional Office, Delhi with the help of Telecom Service Providers in J&K LSA covering Katra City from 25th to 26th February 2025 from 09.30 AM to 07.30 PM. The drive test covered drive route of 70 KM (approx.) over a period of two days, covering hotspot at seven (04) locations. Networks Tested: 3 in 2G, 1 in 3G, 4 in 4G and 2 in 5G.

Voice and Dynamic/Static Data Test Route – J&K LSA

S. No	Date	Location/Area	Static Hotspot Locations
1	25-02-2026	Katra-Reasi-Panthal	Katra bus stand
2	26-02-2026	Katra	Katra Railway Station, SMVDU Campus, BanGanga

Drive Test Route Map



Key observations from Drive Test (Voice)

TSP	Network tested
Airtel	2G,4G & 5G
BSNL	2G,3G & 4G
RJIO	4G & 5G
VIL	2G & 4G

Calls were made for the **180-sec** duration on the highway route and **90-sec** duration on the city route, with a wait time of **15 sec** between calls in all technologies.

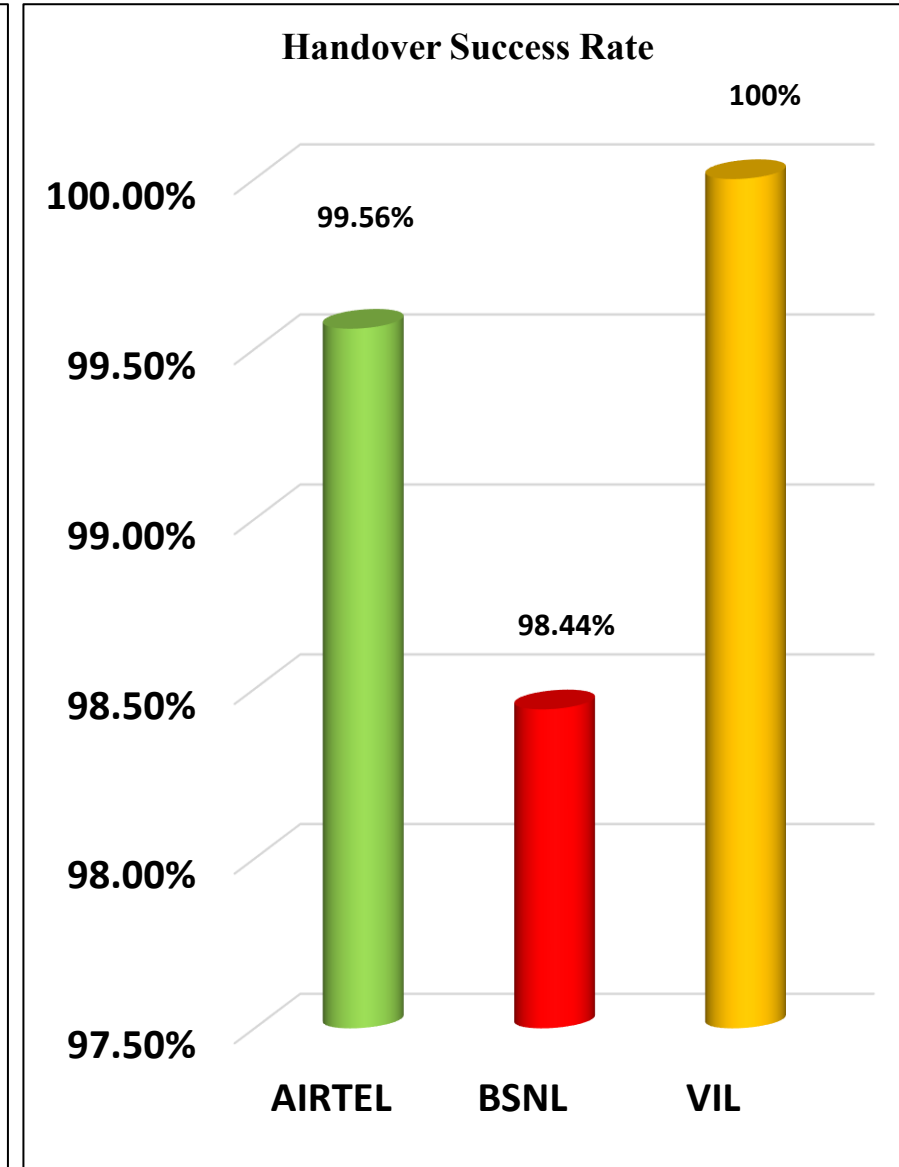
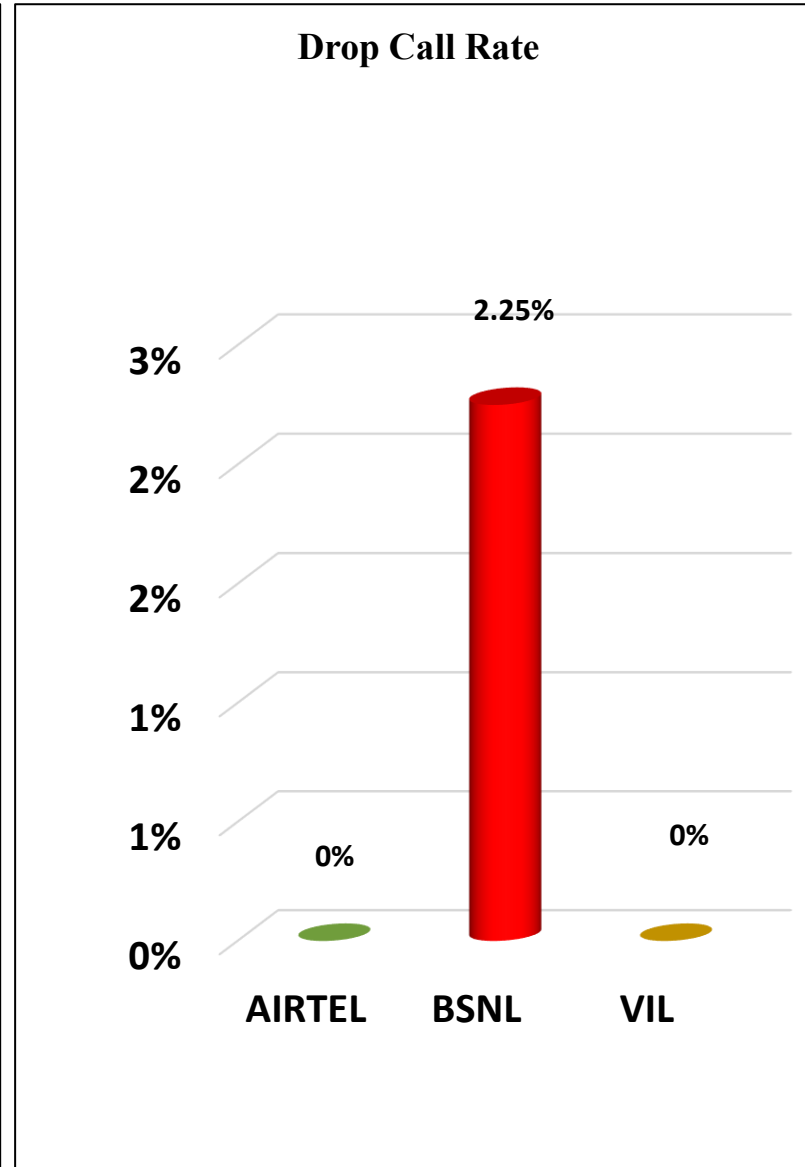
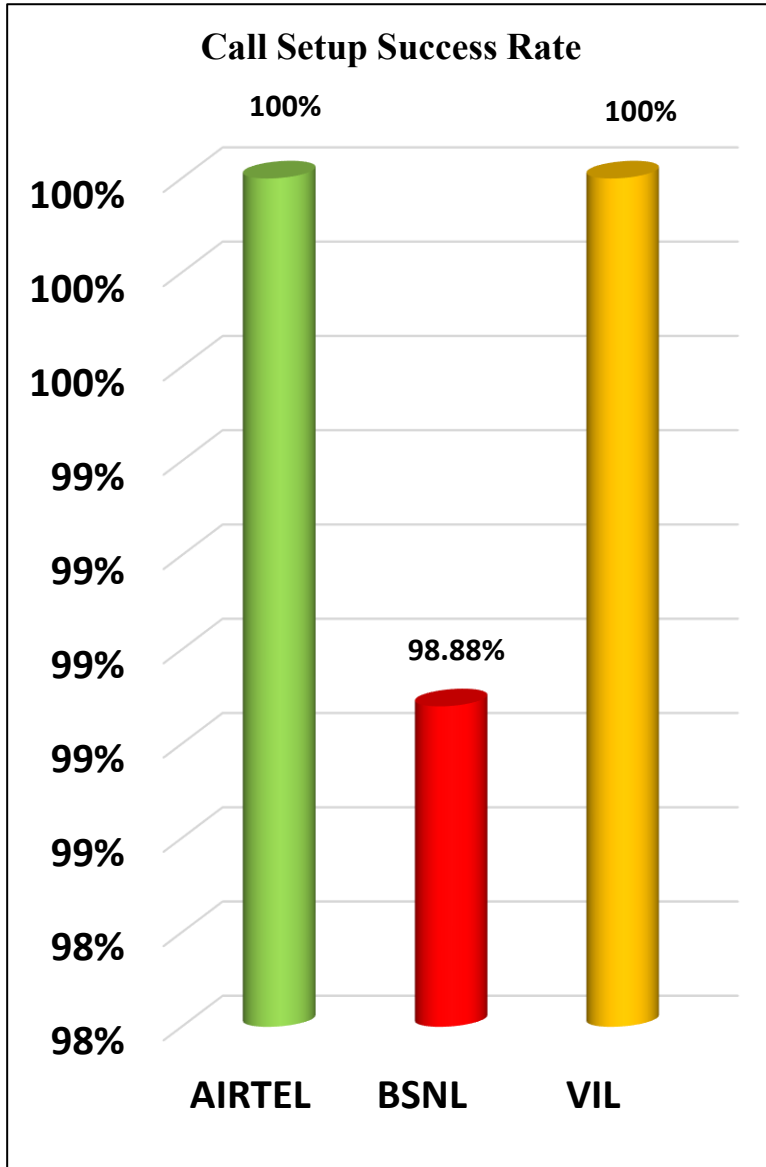
KPI	Benchmark	Observations
Drop call rate %	≤2%	All TSPs achieved the benchmark except BSNL.
CSSR %	≥98 %	All TSPs achieved the benchmark except BSNL.

Speech Quality (Average MOS)	VIL	BSNL	Airtel	RJIL
	3.83	3.74	4.08	4.10

Summary – Voice City Dynamic in 3G/2G (Locked Mode)

Voice Call	AIRTEL 2G	BSNL 3G/2G	VIL 2G
Call Attempt	126	90	78
Call Established	126	89	78
CSSR% (Accessibility)	100%	98.88%	100%
Drop Call Rate (%)	0%	2.25%	0%
Handover Success Rate (%)	99.56%	98.44%	100%

Summary – Voice City Dynamic in 3G/2G (Locked Mode)

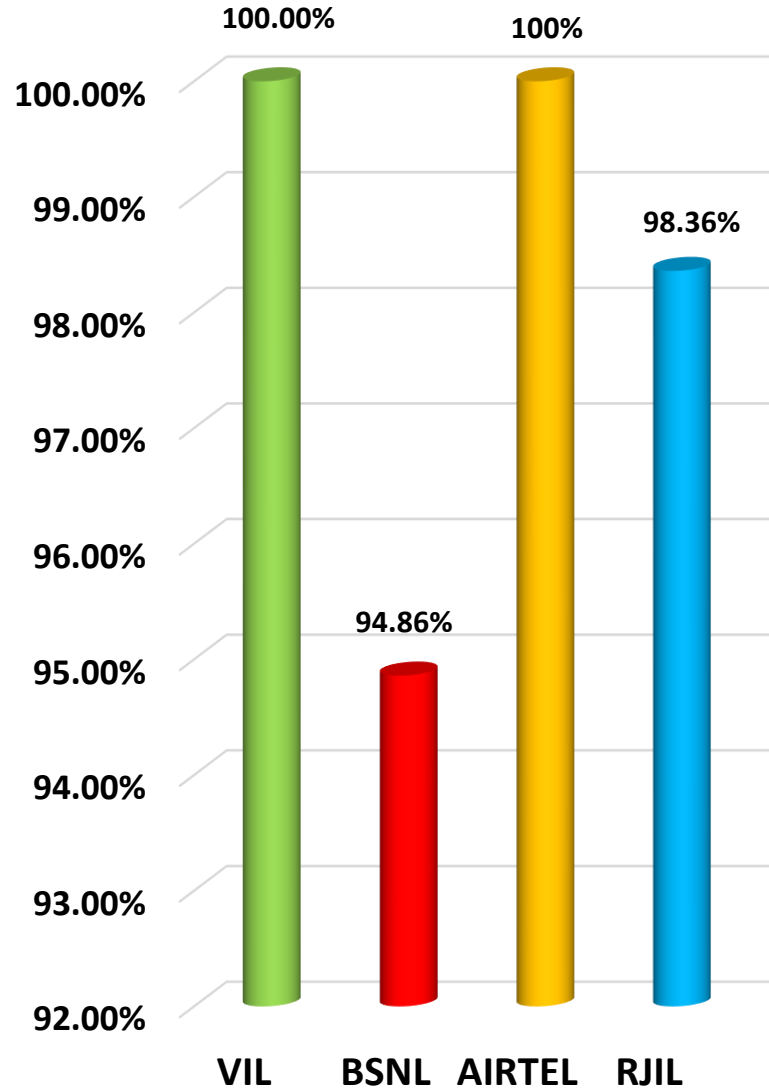


Summary – Voice City Dynamic in 5G/4G/3G/2G (Auto Mode)

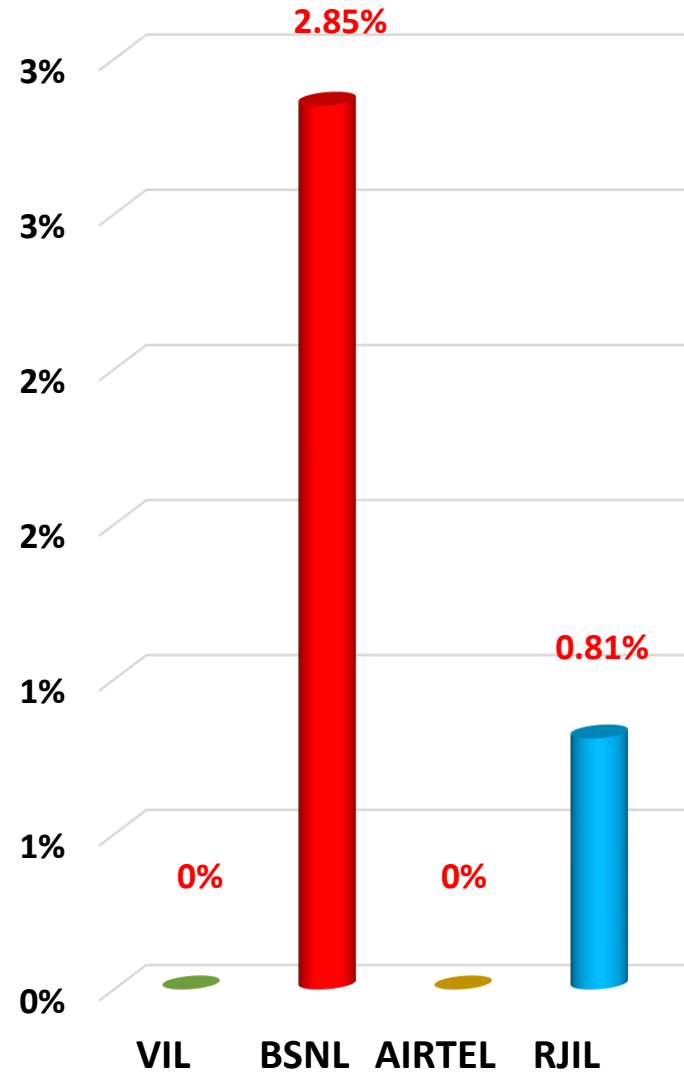
Voice Call	VIL	BSNL	AIRTEL	RJIL
Call Attempt	80	175	131	122
Call Established	80	166	131	120
CSSR% (Accessibility)	100.00%	94.86%	100%	98.36%
Drop Call Rate (%)	0%	2.85%	0%	0.81%
Handover Success Rate (%)	98.75%	98.56%	100%	99.35%
Silence Call Rate %	0	0	0.92	0
Speech Quality (Average MOS)	3.83	3.74	4.08	4.10

Summary – Voice City Dynamic in 5G/4G/3G/2G (Auto Mode)

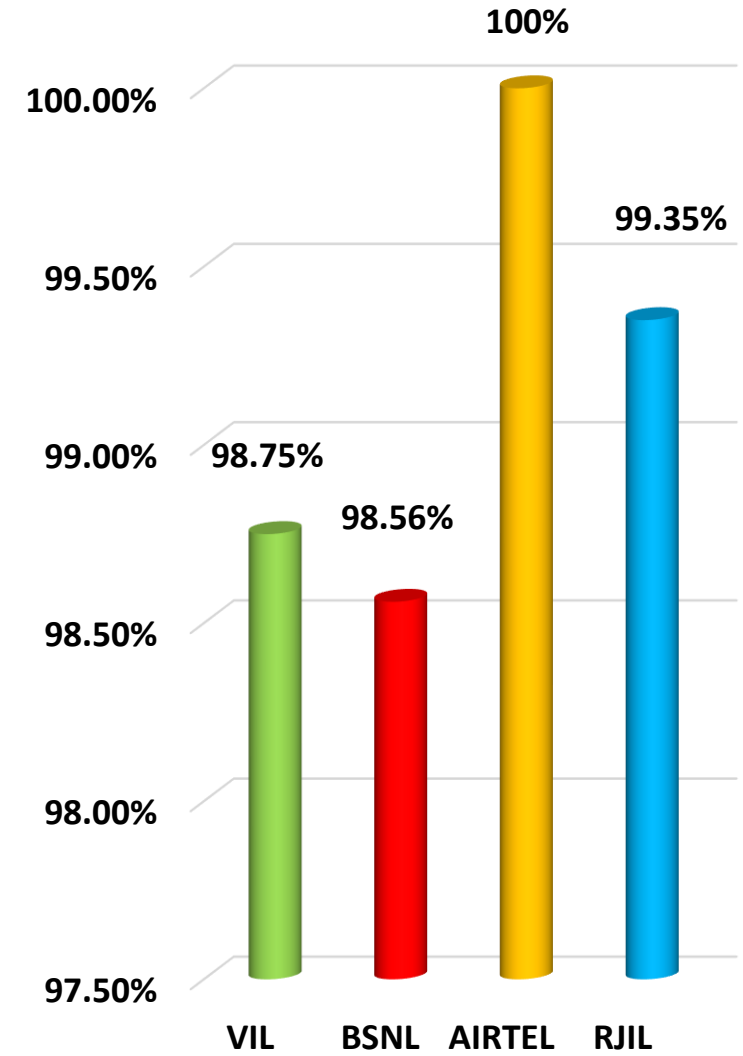
Call Setup Success Rate



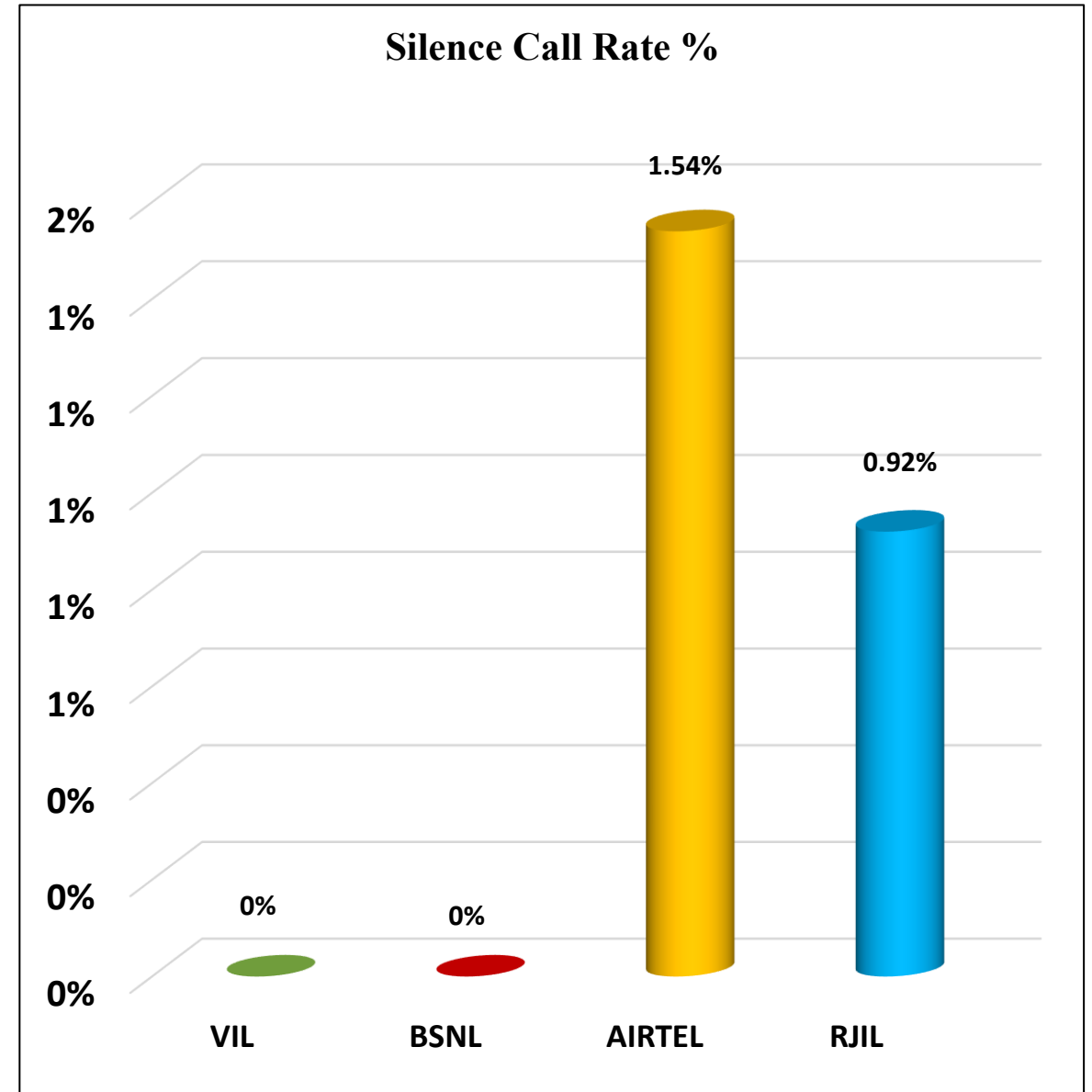
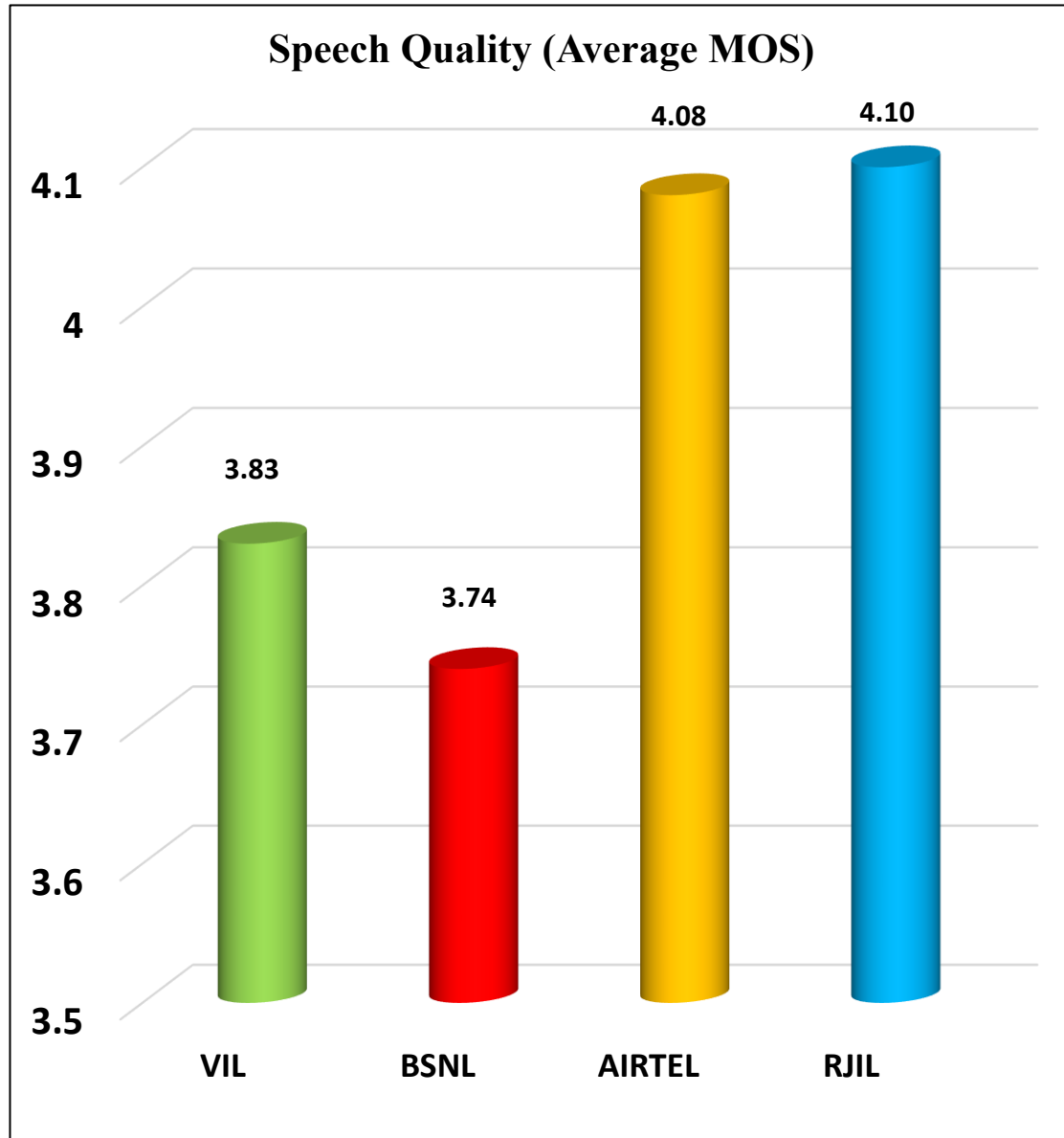
Drop Call Rate



Handover Success Rate

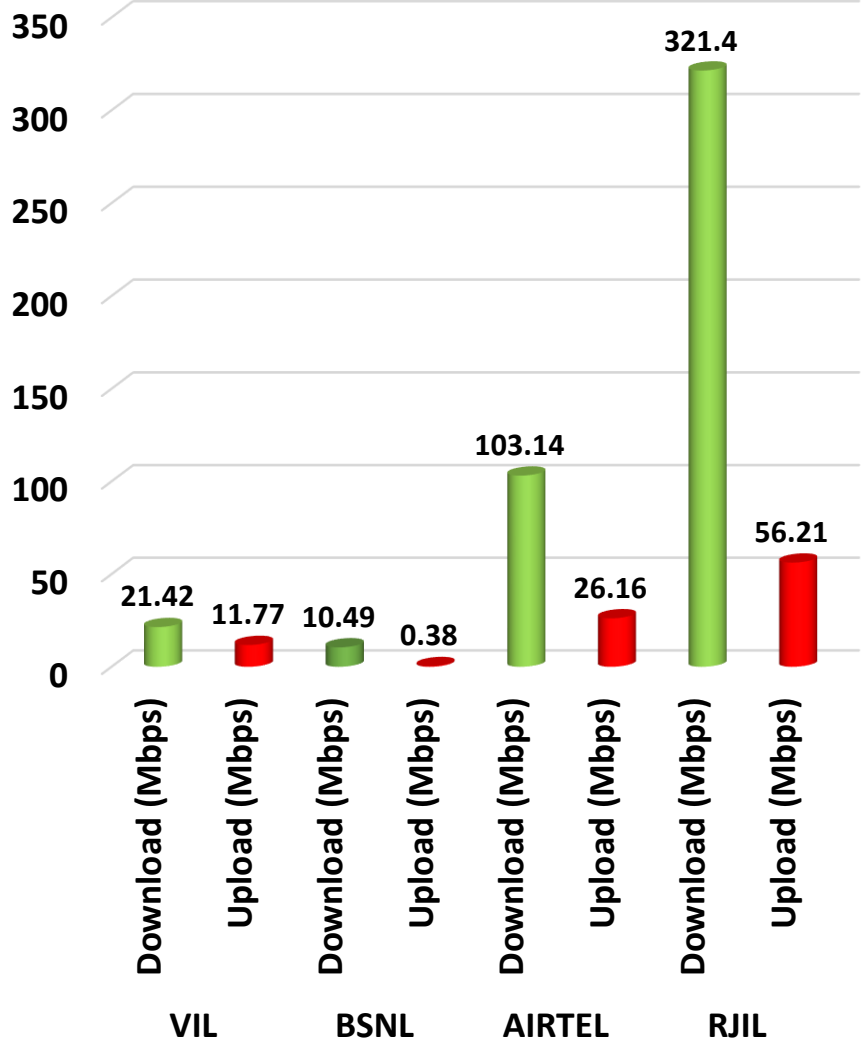


Summary – Voice City Dynamic in 5G/4G/3G/2G (Auto Mode) (Contd..)

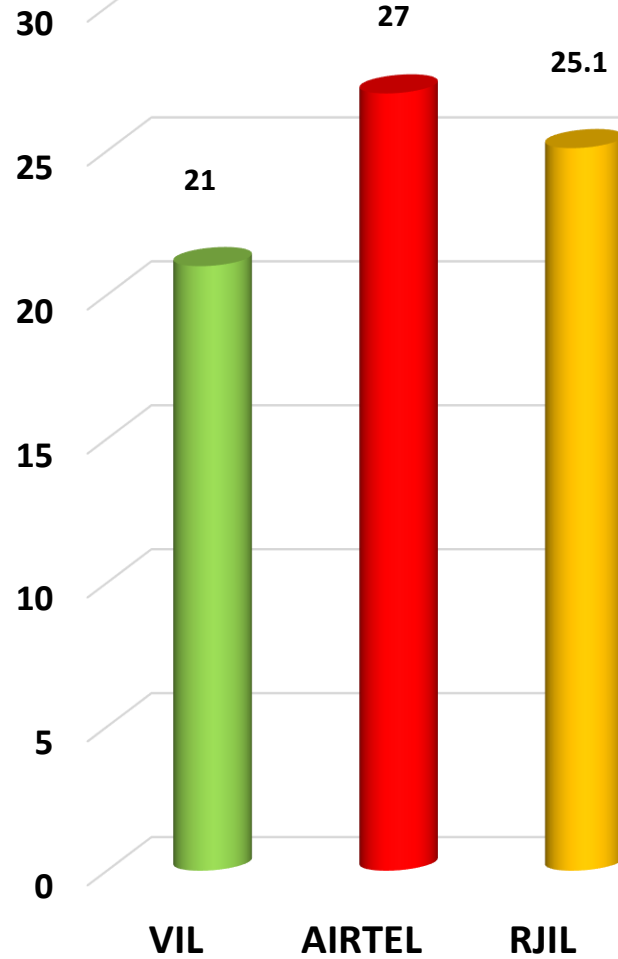


Data Service Performance in 5G/4G/3G/2G (Auto mode) - Dynamic

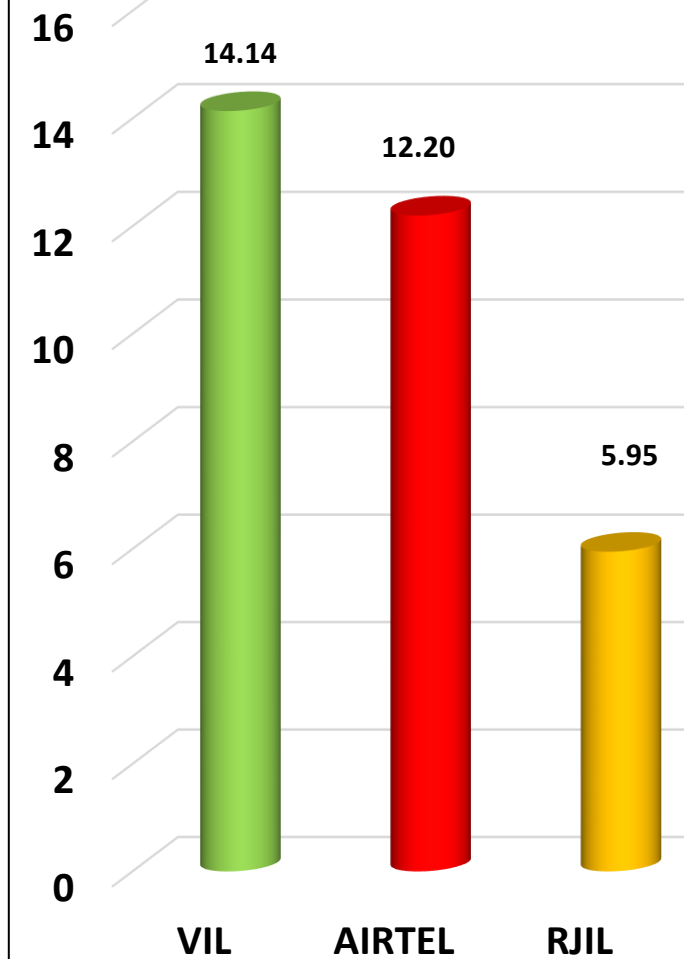
Average Download/Upload Speed - Dynamic



Average Latency - Dynamic



Average Jitter - Dynamic



Summary-Voice Service Performance (5G/ 4G/ 3G/ 2G - Auto mode) – Over all (Static-Hotspot)

Voice Call	AIRTEL	BSNL	RJIL	VIL
Call Attempt	43	40	40	40
Call Established	43	39	40	40
CSSR% (Accessibility)	100	97.5	100	100
No. of Drop Call	0	0	0	0
Drop Call Rate (%)	0	0	0	0
Call Setup Time Average (Sec.)	0.58	2.32	1.26	0.46

Summary-Data Service Performance (5G/ 4G/ 3G/ 2G - Auto mode) – Over all (Static-Hotspot)

Data Service	AIRTEL	BSNL	RJIL	VIL
Average Download speed (Mbps)	85.9	3.56	321.4	25.43
Average Upload speed (Mbps)	43.81	1.12	56.21	17.33
Latency 50th percentile (ms)	25.50	DT kit issue	25.1	38
Average Jitter (ms)	5.64	DT kit issue	5.95	7.03
Packet Drop Rate (%)	3.16	DT kit issue	0.05	0.24
Web browsing delay (sec)	5.67	DT kit issue	1.47	4.74
Video Streaming performance for video (sec)	0.91	DT kit issue	0.43	0.93

Data Summary at Hotspot Locations: Download and Upload Speed(in Mbps)

S.No.	Hotspot Locations	AIRTEL		BSNL		RJIL		VIL	
		Download	Upload	Download	Upload	Download	Upload	Download	Upload
1.	Katra Bus stand	35.43	47.46	4.21	3.15	367.5	78.3	15.57	12.56
2.	Katra Railway Station	49.52	41.84	5.3	4.88	323.21	62.15	29.3	25.5
3.	SMVDU Campus	100.49	53.07	2.31	0.52	173.8	41.8	34.5	25.67
4.	Ban Ganga	194.91	28.37	6.11	4.90	290.6	53.52	23.82	6.21

Coverage – Voice Calls

- Percentage of coverage samples for 2G \geq -85 dBm

TSPs	2G		
	Airtel	BSNL	VIL
Coverage%	89.28%	82.21%	65.43%

- Percentage of coverage samples for 3G \geq - 90 dBm

TSPs	3G
	BSNL
Coverage%	89.41%

Coverage – Voice Calls (Contd..)

- Percentage of coverage samples for 4G \geq -110 dBm

TSPs	4G			
	AIRTEL	RJIL	VIL	BSNL
Coverage %	98.63%	91.30%	89.65%	95.56%

- Percentage of coverage samples for 5G \geq -110 dBm

TSPs	5G	
	AIRTEL	RJIL
Coverage %	91.78%	99.05%

THANK YOU