

Information Note to the Press (Press Release No. 10/2010)

TELECOM REGULATORY AUTHORITY OF INDIA

New Delhi, 23rd February 2010

For Immediate release

Website: - www.trai.gov.in

Telecom Subscription Data as on 31st January 2010

- ❖ **Total Telephone subscriber base reaches 581.81 Million**
 - **Wireless subscription reaches 545.05 Million**
 - **Wireline subscription declines to 36.76**
- ❖ **19.90 Million new additions in wireless**
- ❖ **Wireline subscription declines by 0.31 Million**
- ❖ **Overall Tele-density reaches 49.50**
- ❖ **Broadband subscription is 8.03 million**

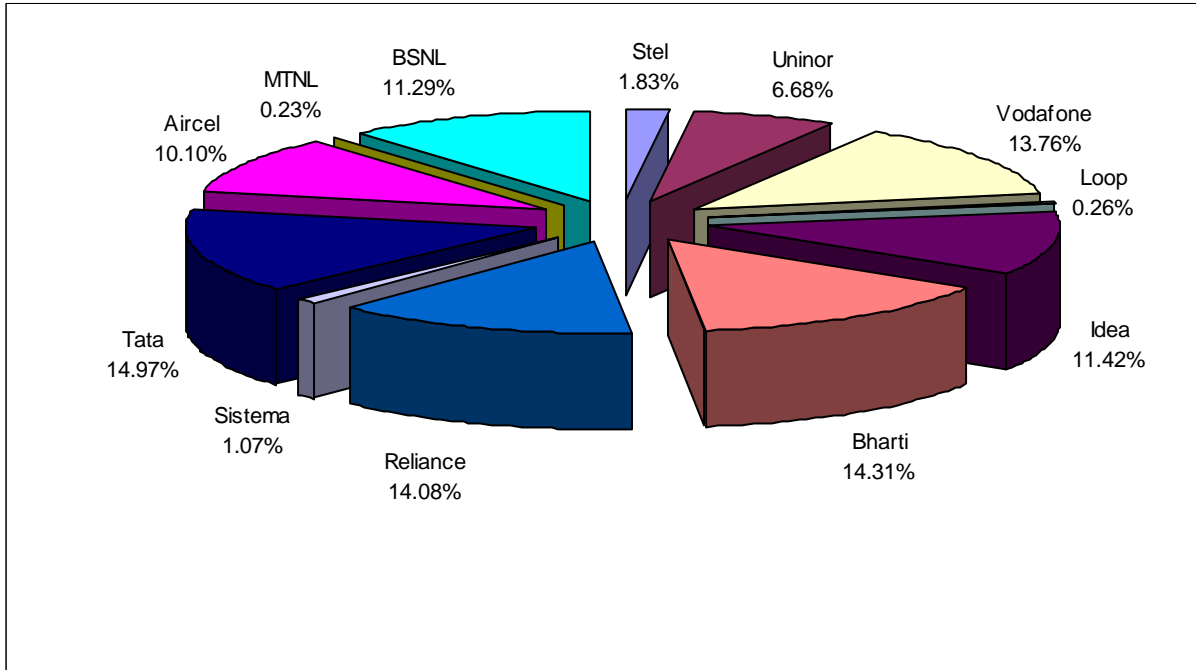
The number of telephone subscribers in India increased to **581.81** Million at the end of January-2010 from 562.21 Million in December-09, thereby registering a growth rate of 3.49%. With this, ***the overall Tele-density in India reaches 49.50.***

Wireless Segment (GSM, CDMA & FWP)

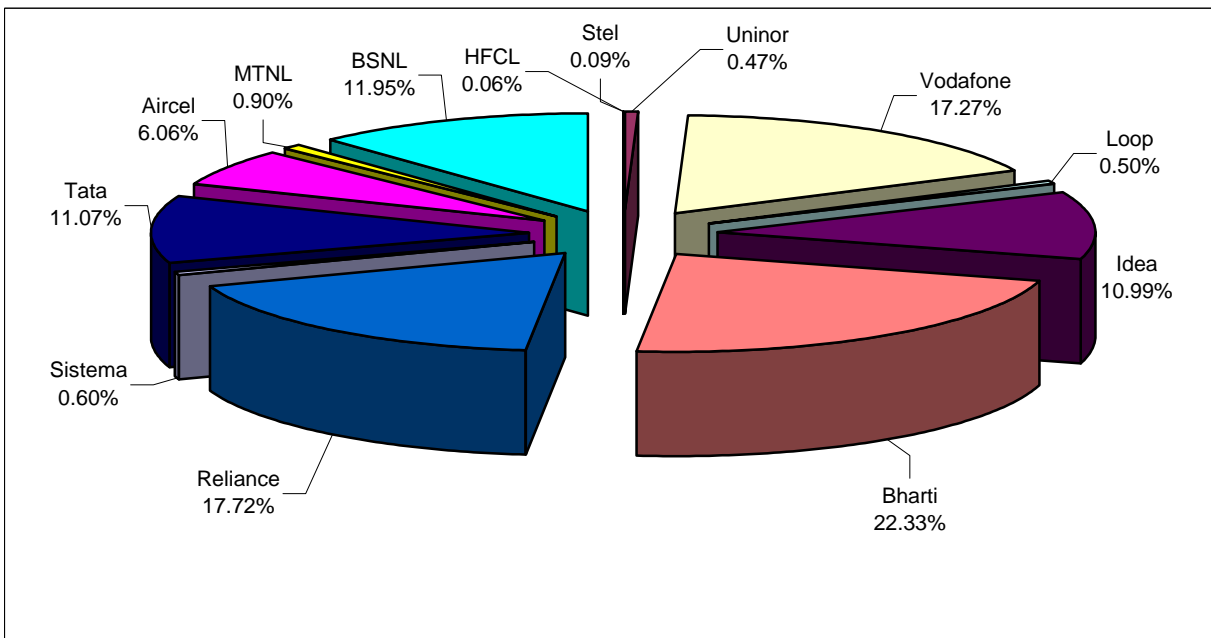
Wireless subscriber base increased from 525.15 Million in December-09 to 545.05 Million at the end of January-2010 at a monthly growth rate of 3.79%. Wireless Tele-density stands at 46.37. Detailed statistics is at Annexure-I.

Wireless Service:

A. Service Providers' share in net additions during the month



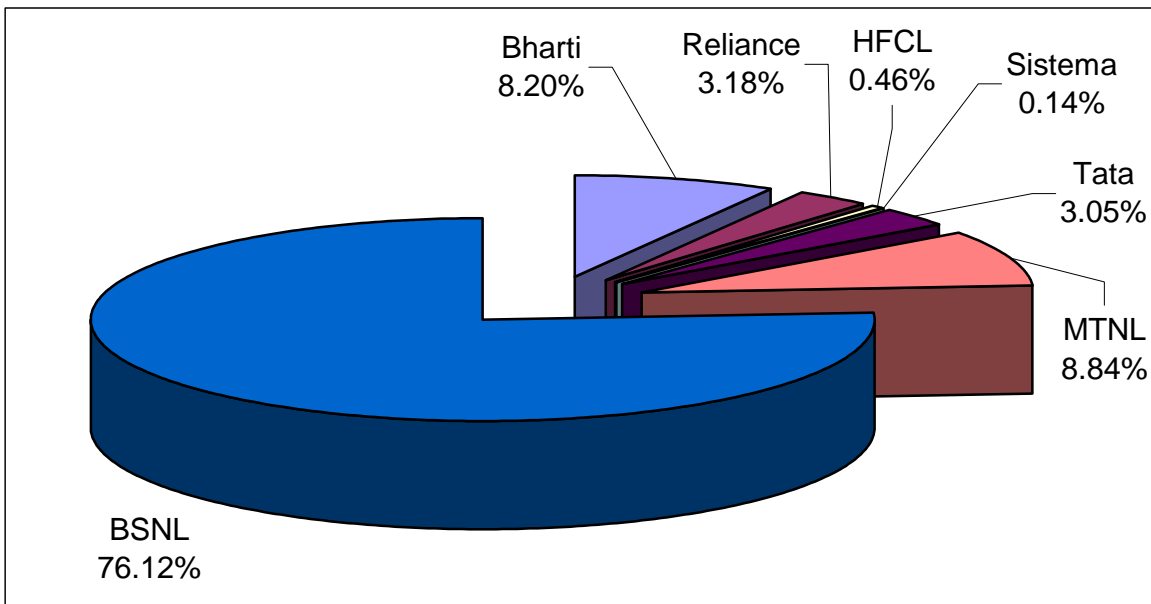
B. Service Provider wise Market Share as on 31-1-2010



Wireline Segment

Wireline subscriber base declined from 37.06 Million in December-2009 to 36.76 Million at the end of January-2010. BSNL/MTNL, two PSU operators hold 84.96% of the Wireline market share. However, they lost 0.36 Million subscribers in the month of January-2010. Overall Wireline teledensity is 3.13. Detailed statistics is at Annexure-II.

Service Provider wise Market Share as on 31-1-2010



Category wise Net Additions during the Month of January-2010

Category	Net Additions	
	Wireline	Wireless
Circle A	-43759	6716357
Circle B	-32613	7429517
Circle C	-2476	3850059
Metro	-227435	1904281
All India	-306283	19900214

Category-wise Growth Rate in Access Service

Category	Monthly Rate of Growth (December-2009 to January-2010)		Yearly rate of growth (January-2009 to January-2010)	
	Wireline	Wireless	Wireline	Wireless
Circle A	-0.35%	3.7%	-3.8%	47.7%
Circle B	-0.25%	3.7%	-3.9%	52.9%
Circle C	-0.08%	5.8%	-3.2%	71.8%
Metro	-2.66%	2.5%	1.5%	35.7%
All India	-0.83%	3.79%	-2.6%	50.4%

Broadband (\geq 256 Kbps download)

Total Broadband subscriber base has increased from 7.83 million in December-09 to 8.03 million in January-2010, there by showing a growth of 2.42%.

Note: Information in the Press Release is based on the data provided by the Service Providers/ Service Providers' Association.

Contact details in case of any clarification:

Raj Pal, Advisor (ER), TRAI
Mahanagar Doorsanchar Bhawan
Jawahar Lal Nehru Marg,
New Delhi – 110002
Ph: 011-23230752
Fax: 011-23236650
E-mail: adveco@trai.gov.in

Authorised to issue.

(Raj Pal)

Wireless Subscriber Base
Page 1 of 2

Group																
Circle	Vodafone Essar		Loop Telecom Pvt. Ltd.		Idea/ Spice		Bharti Airtel		Reliance		HFCL Infotel		Sistema Shyam Teleservices Ltd		Tata Teleservices	
	Dec-09	Jan-10	Dec-09	Jan-10	Dec-09	Jan-10	Dec-09	Jan-10	Dec-09	Jan-10	Dec-09	Jan-10	Dec-09	Jan-10	Dec-09	Jan-10
Andhra Pradesh	5,308,228	5,464,272	-	-	6,020,680	6,001,231	12,145,100	12,425,791	6,271,425	6,588,698	-	-	-	-	6,631,992	6,931,222
Assam	616,994	676,722	-	-	42,757	56,574	2,139,327	2,194,310	1,595,535	1,624,838	-	-	-	-	74,966	75,228
Bihar	2,598,473	2,768,804	-	-	2,497,061	2,851,186	10,052,157	10,338,828	6,870,289	7,000,530	-	-	240,432	242,331	2,670,825	2,870,794
Chennai	1,744,951	1,764,103	-	-	-	-	2,563,834	2,593,005	1,432,416	1,408,805	-	-	104,900	109,568	1,252,490	1,258,943
Delhi	4,730,533	4,818,472	-	-	2,451,843	2,478,120	5,720,165	5,822,208	5,351,541	5,557,403	-	-	175,867	205,755	5,203,284	5,227,997
Gujarat	9,759,813	10,028,022	-	-	4,902,071	5,252,379	5,009,245	5,112,601	5,083,637	5,130,311	-	-	-	-	1,577,539	1,575,928
Himachal Pradesh	149,176	159,765	-	-	230,578	246,510	1,257,497	1,273,922	1,126,767	1,139,374	-	-	-	-	140,850	139,273
Haryana	2,647,870	2,747,370	-	-	1,915,261	1,979,687	1,512,092	1,519,754	2,215,356	2,318,848	-	-	331	2,789	2,134,726	2,232,459
J & K	157,202	157,333	-	-	11,684	26,523	1,724,263	1,804,047	424,659	448,171	-	-	-	-	120,364	125,196
Karnataka	4,678,686	4,840,810	-	-	2,321,359	2,400,611	11,822,980	12,153,094	4,941,071	5,253,969	-	-	105,948	152,353	4,515,077	4,891,732
Kerala	3,964,795	4,045,074	-	-	5,071,417	5,082,126	3,061,391	3,076,728	3,206,741	3,253,619	-	-	159,704	165,964	2,103,036	2,192,805
Kolkata	3,372,057	3,418,307	-	-	201,294	362,802	2,736,884	2,746,100	3,474,412	3,452,989	-	-	278,552	294,748	2,110,970	2,194,646
Madhya Pradesh	1,329,163	1,478,444	-	-	6,603,298	6,918,727	5,981,125	6,212,992	7,780,237	8,017,382	-	-	-	-	2,978,450	3,169,616
Maharashtra	6,478,362	6,683,781	-	-	8,924,182	9,001,337	6,460,502	6,518,134	6,357,398	6,640,679	-	-	2	866	7,047,618	7,344,705
Mumbai	4,931,149	4,986,437	2,649,730	2,701,583	1,261,670	1,332,274	2,971,598	3,003,201	5,399,013	5,552,753	-	-	5,261	27,086	3,848,355	4,135,913
North East	388,120	417,406	-	-	3,144	7,136	1,306,508	1,357,383	492,639	498,235	-	-	-	-	55,297	57,903
Orissa	826,548	893,340	-	-	460,739	480,561	3,776,610	3,836,091	2,543,620	2,600,618	-	-	-	-	1,618,028	1,706,492
Punjab	2,838,036	2,923,706	-	-	3,026,266	3,081,186	4,490,769	4,581,187	2,377,552	2,435,176	341,862	324,092	-	-	1,900,367	2,043,852
Rajasthan	6,978,674	7,146,313	-	-	2,141,326	2,179,942	9,608,004	9,925,141	4,328,992	4,453,063	-	-	1,160,142	1,171,309	2,711,489	2,721,428
Tamil Nadu	6,704,337	6,830,799	-	-	600,535	671,266	7,913,576	8,033,771	5,072,373	5,307,664	-	-	367,940	399,836	2,646,075	2,720,550
U.P.(E)	8,847,424	9,157,975	-	-	3,307,374	3,539,998	8,142,972	8,462,726	7,581,286	7,784,294	-	-	-	-	2,018,801	2,421,224
U.P.(W)	5,819,801	6,054,407	-	-	5,306,026	5,434,597	3,600,826	3,653,016	5,670,376	5,834,738	-	-	-	-	2,814,408	2,976,196
West Bengal	6,531,567	6,681,702	-	-	311,307	502,631	4,866,606	5,070,213	4,198,278	4,297,099	-	-	443,662	483,427	1,154,442	1,297,200
Total	91,401,959	94,143,364	2,649,730	2,701,583	57,611,872	59,887,404	118,864,031	121,714,243	93,795,613	96,599,256	341,862	324,092	3,042,741	3,256,032	57,329,449	60,311,302
Net Additions during Jan-2010		2,741,405		51,853		2,275,532		2,850,212		2,803,643		-17,770		213,291		2,981,853

Wireless Subscriber Base
Page 2 of 2

Circle	Group												Net Addition	
	Aircel		Stel		Uninor		MTNL		BSNL		Circle-wise Total			
	Dec-09	Jan-10	Dec-09	Jan-10	Dec-09	Jan-10	Dec-09	Jan-10	Dec-09	Jan-10	Dec-09	Jan-10		
Andhra Pradesh	654,782	713,305	-	-	157,065	440011	-	-	4,249,605	4,340,463	41,438,877	42,904,993	1,466,116	
Assam	2,208,292	2,366,416	-	-	-	-	-	-	1,099,998	1,117,053	7,777,869	8,111,141	333,272	
Bihar	2,769,654	2,841,955	57,409	257840	127,261	307379	-	-	3,908,783	4,533,387	31,792,344	34,013,034	2,220,690	
Chennai	2,926,191	2,995,172	-	-	-	-	-	-	1,200,379	1,227,787	11,225,161	11,357,383	132,222	
Delhi	770,353	874,437	-	-	-	-	2,305,775	2,331,496	-	-	26,709,361	27,315,888	606,527	
Gujarat	-	-	-	-	-	-	-	-	2,961,748	3,042,229	29,294,053	30,141,470	847,417	
Himachal Pradesh	339,961	367,054	16,327	94390	-	-	-	-	1,212,449	1,242,263	4,473,605	4,662,551	188,946	
Haryana	-	-	-	-	-	-	-	-	2,348,258	2,391,163	12,773,894	13,192,070	418,176	
J & K	1,484,090	1,586,041	-	-	-	-	-	-	1,065,090	994,834	4,987,352	5,142,145	154,793	
Karnataka	614,756	668,731	-	-	264,141	510250	-	-	3,483,343	3,573,182	32,747,361	34,444,732	1,697,371	
Kerala	660,643	792,936	-	-	90,210	151970	-	-	3,865,319	4,009,659	22,183,256	22,770,881	587,625	
Kolkata	1,086,809	1,135,045	-	-	-	-	-	-	1,762,554	1,798,128	15,023,532	15,402,765	379,233	
Madhya Pradesh	-	-	-	-	-	-	-	-	3,633,735	3,806,804	28,306,008	29,603,965	1,297,957	
Maharashtra	134,657	247,480	-	-	-	-	-	-	4,571,924	4,737,559	39,974,645	41,174,541	1,199,896	
Mumbai	668,676	763,209	-	-	-	-	2,570,138	2,589,433	-	-	24,305,590	25,091,889	786,299	
North East	1,423,543	1,591,334	-	-	-	-	-	-	946,773	972,082	4,616,024	4,901,479	285,455	
Orissa	1,414,870	1,535,259	67,675	153949	44,071	124926	-	-	2,199,875	2,287,703	12,952,036	13,618,939	666,903	
Punjab	-	-	-	-	-	-	-	-	3,444,769	3,499,322	18,419,621	18,888,521	468,900	
Rajasthan	-	-	-	-	-	-	-	-	3,763,229	3,941,876	30,691,856	31,539,072	847,216	
Tamil Nadu	10,573,205	11,092,259	-	-	202,032	391708	-	-	4,295,072	4,432,849	38,375,145	39,880,702	1,505,557	
U.P.(E)	666,602	758,529	-	-	172,288	319259	-	-	7,457,015	7,618,228	38,193,762	40,062,233	1,868,471	
U.P.(W)	626,143	672,262	-	-	151,062	292903	-	-	3,154,033	3,243,821	27,142,675	28,161,940	1,019,265	
West Bengal	2,000,770	2,034,483	-	-	-	-	-	-	2,237,263	2,299,047	21,743,895	22,665,802	921,907	
Total	31,023,997	33,035,907	141,411	506,179	1,208,130	2,538,406	4,875,913	4,920,929	62,861,214	65,109,439	525,147,922	545,048,136	19,900,214	
Net Additions during Jan-2010		2,011,910		364,768		1,330,276		45,016		2,248,225		19,900,214		

Wireline Subscriber Base
Page 1 of 1

GROUP																	
Circle	Bharti Airtel Ltd.		Reliance		HFCL infotel		Teleservices Ltd		Tata Teleservices		MTNL		BSNL		Circle-wise Total		Net Addition
	Dec-09	Jan-10	Dec-09	Jan-10	Dec-09	Jan-10	Dec-09	Jan-10	Dec-09	Jan-10	Dec-09	Jan-10	Dec-09	Jan-10	Dec-09	Jan-10	
Andhra Pradesh	116,231	116,611	83,751	83,645	-	-	-	-	154,130	155,774	-	-	2,101,314	2,089,172	2,455,426	2,445,202	-10,224
Assam	-	-	-	-	-	-	-	-	184	252	-	-	328,418	327,588	328,602	327,840	-762
Bihar	-	-	2,821	2,961	-	-	-	-	5,263	6,160	-	-	1,373,755	1,372,194	1,381,839	1,381,315	-524
Chennai	300,566	304,057	98,036	98,785	-	-	-	-	42,838	44,614	-	-	1,008,197	1,004,115	1,449,637	1,451,571	1,934
Delhi	923,248	934,339	171,181	171,754	-	-	-	-	41,541	41,843	1,536,072	1,301,528	-	-	2,672,042	2,449,464	-222,578
Gujarat	45,430	46,268	113,981	114,500	-	-	-	-	49,475	50,744	-	-	1,862,850	1,862,077	2,071,736	2,073,589	1,853
Himachal Pradesh	-	-	3,378	3,375	-	-	-	-	1089	1130	-	-	353,883	353,104	358,350	357,609	-741
Haryana	22,079	22,127	3,671	3,541	-	-	-	-	9,108	9,551	-	-	780,165	779,709	815,023	814,928	-95
J & K	-	-	8	8	-	-	-	-	42	49	-	-	229,275	231,142	229,325	231,199	1,874
Karnataka	459,023	461,704	100,234	100,094	-	-	-	-	105,307	105,702	-	-	2,090,698	2,083,535	2,755,262	2,751,035	-4,227
Kerala	51,531	51,628	53,868	53,705	-	-	-	-	9,124	9,383	-	-	3,397,562	3,385,569	3,512,085	3,500,285	-11,800
Kolkata	72,281	73,912	93,732	93,893	-	-	-	-	20,774	21,254	-	-	1,339,063	1,324,314	1,525,850	1,513,373	-12,477
Madhya Pradesh	304,267	304,730	32,270	32,347	-	-	-	-	3,080	3,243	-	-	1,242,805	1,233,792	1,582,422	1,574,112	-8,310
Maharashtra	59,156	59,962	78,308	79,299	-	-	-	-	156,195	159,630	-	-	2,746,902	2,720,126	3,040,561	3,019,017	-21,544
Mumbai	296,524	299,512	181,343	184,315	-	-	-	-	467,192	471,682	1,955,172	1,950,408	-	-	2,900,231	2,905,917	5,686
North East	-	-	-	-	-	-	-	-	71	74	-	-	326,158	325,425	326,229	325,499	-730
Orissa	-	-	3,313	3,334	-	-	-	-	4,510	4,664	-	-	606,741	604,973	614,564	612,971	-1,593
Punjab	94,273	95,293	41,175	40,767	168,761	170,122	-	-	11,033	11,455	-	-	1,296,538	1,290,290	1,611,780	1,607,927	-3,853
Rajasthan	35,480	35,879	21,753	21,639	-	-	51,687	52,258	3,541	3,600	-	-	1,426,997	1,423,031	1,539,458	1,536,407	-3,051
Tamil Nadu	141,390	141,579	36,505	36,314	-	-	-	-	5,129	5,447	-	-	1,959,943	1,950,010	2,142,967	2,133,350	-9,617
U.P.(E)	44,035	44,906	34,163	34,135	-	-	-	-	7,468	8,192	-	-	1,404,527	1,406,363	1,490,193	1,493,596	3,403
U.P.(W)	23,032	23,111	8,147	7,718	-	-	-	-	4,291	4,429	-	-	1,287,311	1,288,175	1,322,781	1,323,433	652
West Bengal	-	-	3,155	2,742	-	-	-	-	1,787	1,826	-	-	932,837	923,652	937,779	928,220	-9,559
Operator-wise Total	2,988,546	3,015,618	1,164,793	1,168,871	168,761	170,122	51,687	52,258	1,103,172	1,120,698	3,491,244	3,251,936	28,095,939	27,978,356	37,064,142	36,757,859	-306,283

Net Additions during Jan 2010		27,072		4,078		1,361		571		17,526		-239,308		-117,583		-306,283	
--------------------------------------	--	--------	--	-------	--	-------	--	-----	--	--------	--	----------	--	----------	--	----------	--