



## **Telecom Regulatory Authority of India**

### **The Indian Telecom Services Yearly Performance Indicators 2023-2024**

New Delhi, India  
14<sup>th</sup> August, 2024

World Trade Centre, Tower-F,  
Nauroji Nagar, New Delhi – 110029  
Website: [www.trai.gov.in](http://www.trai.gov.in)

## **Table of Contents**

<b>Introduction .....</b>	<b>1</b>
<b>Snapshot .....</b>	<b>2</b>
<b>Excutive Summary .....</b>	<b>4</b>
<b>Chapter 1 : Subscription Data .....</b>	<b>11</b>
Section A : Access Service - An Overview.....	<b>12</b>
Section B : Wireless Service .....	<b>23</b>
Section C : Wireline Service .....	<b>33</b>
Section D : Internet Service .....	<b>45</b>
Section E : Other Value Added Services - Public Mobile Radio Trunk Services (PMRTS) and Very Small Aperture Terminals (VSAT) .....	<b>61</b>
<b>Chapter 2 : Wireless Revenue and Usage.....</b>	<b>64</b>
<b>Chapter 3 : Wireless Data Services .....</b>	<b>73</b>
<b>Chapter 4 : Financial Data of Telecom Service Sector.....</b>	<b>80</b>
<b>Chapter 5 : Performance of Cable TV, Direct-to-Home (DTH) and Radio Broadcasting Services.....</b>	<b>88</b>
<b>Annexures .....</b>	<b>97</b>
Annexure 1.1: Wireless Subscriber Base .....	<b>98</b>
Annexure 1.2: Wireline Subscriber Base .....	<b>99</b>
Annexure 1.3: Service Area and Operator wise details of Public Call Offices (PCOs)	<b>100</b>
Annexure 1.4: Service area wise details of Village Public Telephones (VPTs).....	<b>101</b>
Annexure 1.5: Internet Service Provider(ISP) wise Internet Subscriber base.....	<b>102</b>
Annexure 1.6: Telecom Service Area-wise Public Wi-Fi Hotspots.....	<b>136</b>
Annexure 1.7: List of Service Providers which reported IP Telephony Minutes .....	<b>137</b>
Annexure 1.8: Service Area wise PMRTS subscriber Base.....	<b>138</b>
Annexure 5.1: MRP (in Rs.) of pay channels, offered by broadcasters to subscriber as reported to TRAI (as per New Regulatory Framework).....	<b>139</b>
Annexure 5.2: List of major MSOs/HITS Operators .....	<b>151</b>
Annexure 5.3: List of Pay DTH (Direct-to-Home) Operators.....	<b>154</b>
Annexure 5.4: List of existing cities with operational FM Radio Channels in India	<b>155</b>

## **Introduction**

This Report presents the Key Parameters and growth trends for the Telecom Services in India for the financial year 2023-24. To provide a broad perspective on the Telecom Services and to serve as a reference document for various stakeholders, research agencies and analysts. Chapter-1 depicts the growth pattern, in terms of Subscriber base and Tele-density of Wireline, Wireless, Internet and Value Added Services (VAS). Chapter-2 covers the key revenue and usage parameters of Wireless services. Chapter-3 provides the analysis relating to the wireless data service and revenue from wireless data. Chapter-4 gives the financial data. The information relating to Cable TV, DTH & Radio Broadcast services is provided in Chapter-5.

3. The Report has been prepared based on the information furnished by the Service Providers. It is also available on TRAI's website ([www.trai.gov.in](http://www.trai.gov.in)) under the link <http://www.trai.gov.in/release-publication/reports/performance-indicators-reports>). For any suggestion or clarification pertaining to this report, Shri Amit Sharma, Advisor (F&EA) may be contacted on Tele.: +91-20907772 or e-mail : [advfea2@traigov.in](mailto:advfea2@traigov.in).

# Snapshot

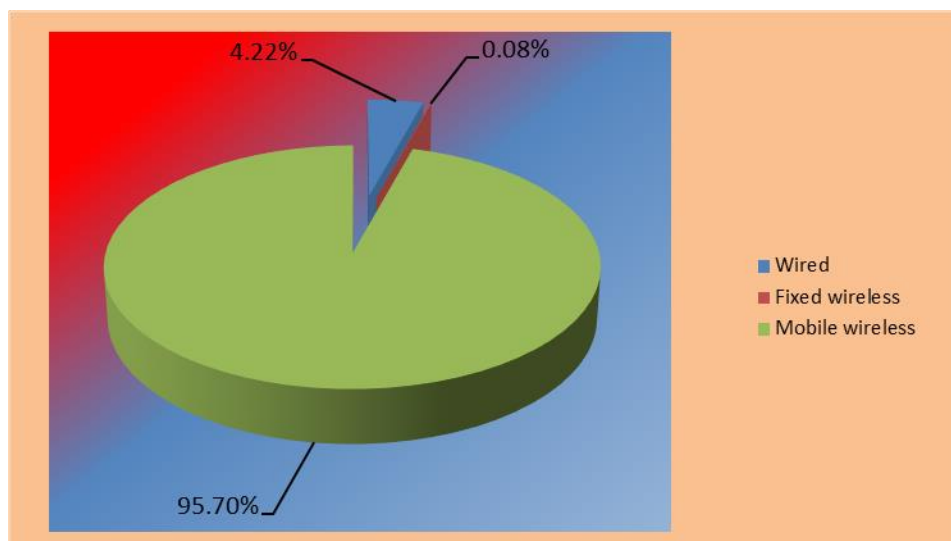
(Data as on 31 <sup>st</sup> March, 2024)	
<b>Telecom Subscribers (Wireless+Wireline)</b>	
Total Subscribers	1,199.28 Million
% change over the previous year	2.30%
Urban Subscribers	665.38 Million
Rural Subscribers	533.90 Million
Market share of Private Operators	91.70%
Market share of PSU Operators	8.30%
Tele-density	85.69%
Urban Tele-density	133.72%
Rural Tele-density	59.19%
<b>Wireless Subscribers</b>	
Total Wireless Subscribers	1,165.49 Million
% change over the previous year	1.88%
Urban Subscribers	634.47 Million
Rural Subscribers	531.02 Million
Market share of Private Sector Operators	92.26%
Market share of Public Sector Operators	7.74%
Tele-density	83.27%
Urban Tele-density	127.51%
Rural Tele-density	58.87%
No. of total Public Mobile Radio Trunk Services (PMRTS)	65,880
No. of Very Small Aperture Terminals (VSAT)	2,53,250
<b>Wireline Subscribers</b>	
Total Wireline Subscribers	33.79 Million
% change over the previous year	18.94%
Urban Subscribers	30.92 Million
Rural Subscribers	2.88 Million
Market share of Private Operators	72.42%
Market share of PSU Operators	27.58%
Tele-density	2.41%
Urban Tele-density	6.21%
Rural Tele-density	0.32%
No. of Village Public Telephones (VPT)	68,606
No. of Public Call Office (PCO)	20,652

<b>Internet/Broadband Subscribers</b>	
Total Internet Subscribers	954.40 Million
% change over previous year	8.30%
Narrowband subscribers	30.34 Million
Broadband subscribers	924.07 Million
Wired Internet Subscribers	40.27 Million
Wireless Internet Subscribers	914.13 Million
Urban Internet Subscribers	556.05 Million
Rural Internet Subscribers	398.35 Million
Total Internet Subscribers per 100 population	68.19
Urban Internet Subscribers per 100 population	111.75
Rural Internet Subscribers per 100 population	44.16
<b>Telecom Financial Data for the Financial Year-2023-24</b>	
Gross Revenue (GR)	Rs.3,36,066 Crore
% change in GR over the previous year	0.71%
Applicable Gross Revenue (ApGR)	3,23,142 Crore
% change in ApGR over the previous year	6.38%
Adjusted Gross Revenue (AGR)	Rs. 2,70,504 Crore
% change in AGR over the previous year	8.24%
Share of Public Sector Operators in Access AGR	3.93%
<b>Broadcasting &amp; Cable Services</b>	
Number of private satellite TV channels permitted by the Ministry of I&B for uplinking only/downlinking only/both uplinking and downlinking	922
Number of Pay TV Channels	361
Number of private FM Radio Stations (excluding All India Radio)	388
Number of Pay Subscribers Active with Private DTH Operators	61.97 Million
Number of Operational Community Radio Stations	494
Number of pay DTH Operators	4
<b>Revenue &amp; Usage Parameters (for the Year 2023-24)</b>	
Monthly ARPU for Wireless (Full Mobility) Service	Rs.149.25
Minutes of Usage (MOU) per subscriber per month - Wireless (Full Mobility) Service	963 Minutes
Average Revenue for wireless data per data subscribers per month for wireless services	Rs.211.36
Average revenue realization per subscriber per GB wireless data	Rs.9.12
Average wireless data usage per data subscriber per month	19.30 GB

## **Executive Summary**

1. Total number of internet subscribers increased from 881.25 million at the end of Mar-23 to 954.40 million at the end of Mar-24 with yearly rate of growth of 8.30%. Out of total 954.40 million internet subscribers, number of broadband subscribers is 924.07 million and number of narrowband subscribers is 30.34 million at the end of Mar-24.

### **Composition of Internet subscription as on 31<sup>st</sup> March, 2024**

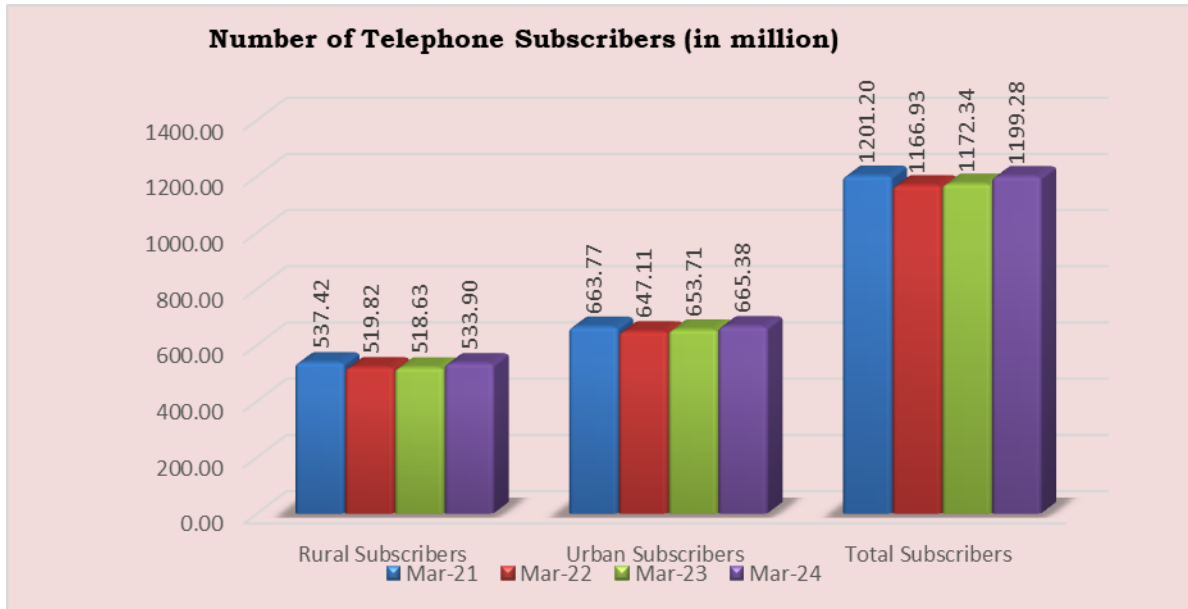


2. Number of Broadband subscribers increased from 846.57 million at the end of Mar-23 to 924.07 million at the end of Mar-24 with yearly rate of growth of 9.15%. The number of Narrowband subscribers decreased from 34.69 million at the end of Mar-23 to 30.34 million at the end of Mar-24 with yearly rate of decline of 12.53%.
3. Average Revenue Per User (ARPU) per month for wireless service increased from Rs.138.75 in 2022-23 to Rs.149.25 in 2023-24, thereby showing a yearly rate of growth of 7.57%.
4. Average Revenue Per User (ARPU) per month for prepaid service increased from Rs.135.47 in 2022-23 to Rs.146.37 in 2023-24. ARPU per month for

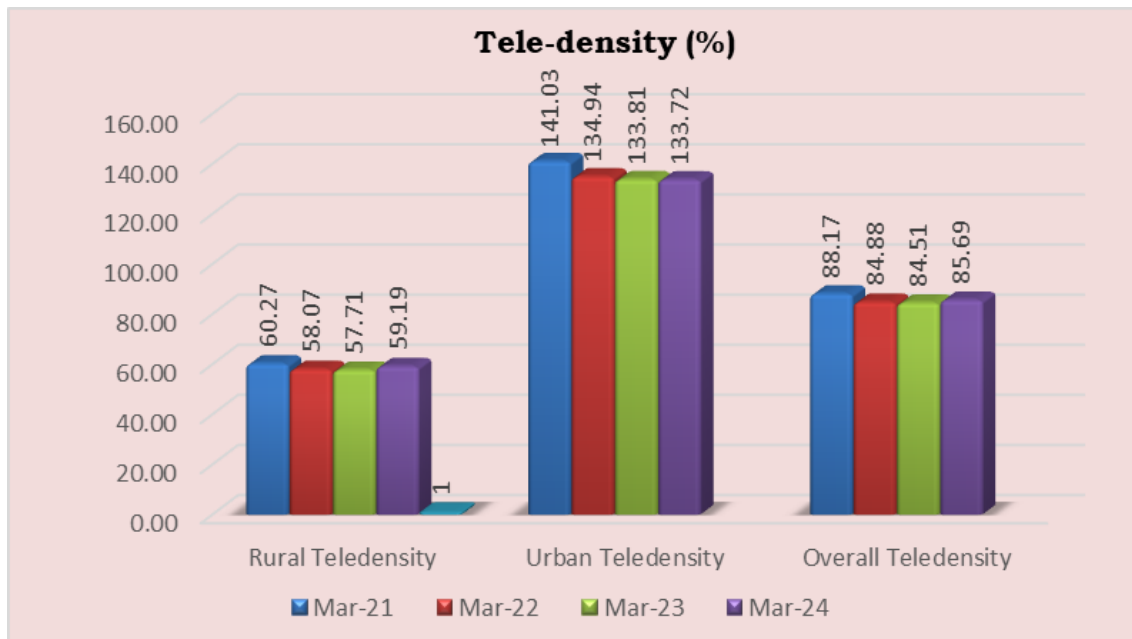
postpaid service also increased from Rs.176.73 to Rs.184.63 during the same period.

5. Average Minutes of Usage (MOUs) per subscriber per month increased from 919 during the year 2022-23 to 963 in 2023-24 with yearly rate of growth of 4.73%.
6. Minutes of Usage (MOUs) per subscriber per month for postpaid services increased from 532 during the year 2022-23 to 544 in 2023-24. MoUs for prepaid services also increased from 953 to 997 during the same period.
7. Number of wireless data subscribers has increased from 846.21 million at the end of Mar-23 to 913.34 million at the end of Mar-24 with yearly rate of growth of 7.93%. Further, total volume of wireless data usage increased from 1,60,054 PB during the year 2022-23 to 1,94,774 PB during the year 2023-24 with yearly growth of 21.69%.
8. Total revenue from wireless data usage increased from Rs. 1,74,144 crore in the year 2022-23 to Rs. 1,86,226 crore in the year 2023-24 with yearly rate of growth of 6.94%.
9. The number of telephone subscribers in India increased from 1,172.34 million at the end of Mar-23 to 1,199.28 million at the end of Mar-24, registering a yearly rate of growth 2.30%. The overall Tele-density in India increased from 84.51% at the end of Mar-23 to 85.69% at the end of Mar-24 at yearly rate of growth of 1.39%.
10. Telephone subscription in Urban Areas increased from 653.71 million at the end of Mar-23 to 665.38 million at the end of Mar-24 at the yearly rate of growth 1.79%. However, Urban Tele-density declined from 133.81% at the end of Mar-23 to 133.72% at the end of Mar-24 with yearly rate of decline of 0.07%.

11. Rural telephone subscription increased from 518.63 million at the end of Mar-23 to 533.90 million at the end of Mar-24 at the yearly rate of growth of 2.94%. Rural Tele-density also increased from 57.71% at the end of Mar-23 to 59.19% at the end of Mar-24 with yearly rate of growth of 2.56%.

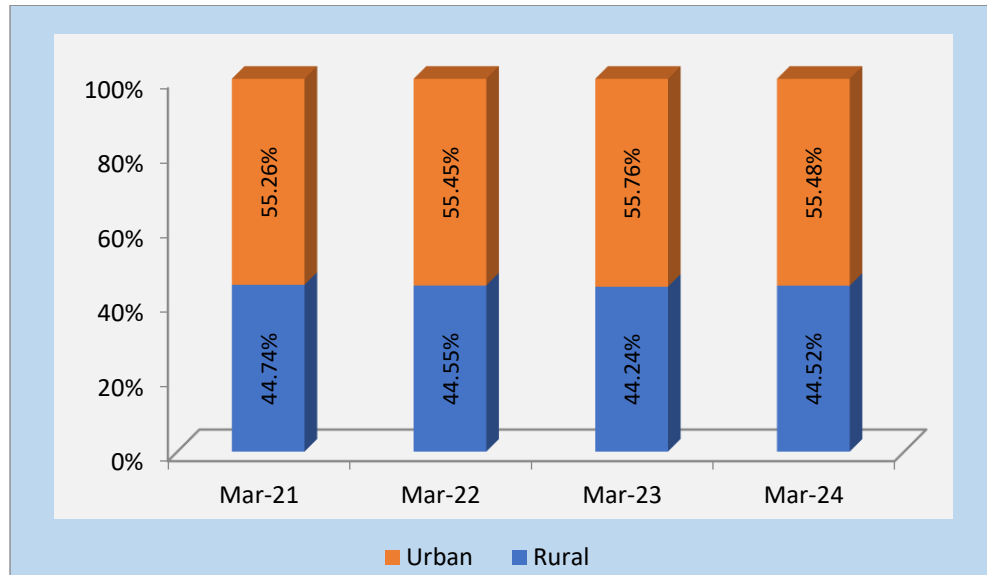


### Trend of Tele-density



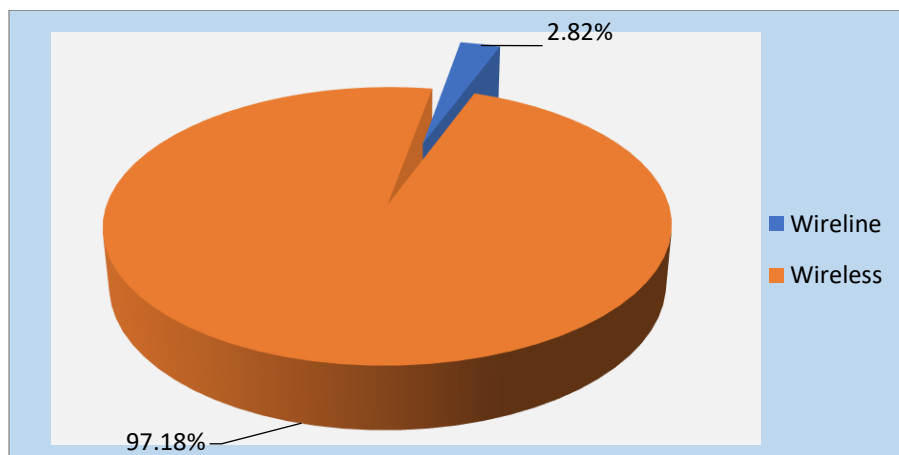


12. Out of the total telephone subscription, the shares of Rural telephone subscription increased from 44.24% at the end of Mar-23 to 44.52% at the end of Mar-24. The following chart depicts the rural-urban market share of telephone subscribers of the four years.



13. Out of 1,199.28 million of total telephone subscriber, the number of Wireless Telephone subscribers is 1,165.49 million and the number of Wireline Telephone subscribers is 33.79 million at the end of Mar-24. The following chart depicts the market share of Wireless and Wireline subscribers in India.

**Composition of Market Share  
Wireless & Wireline Subscribers**

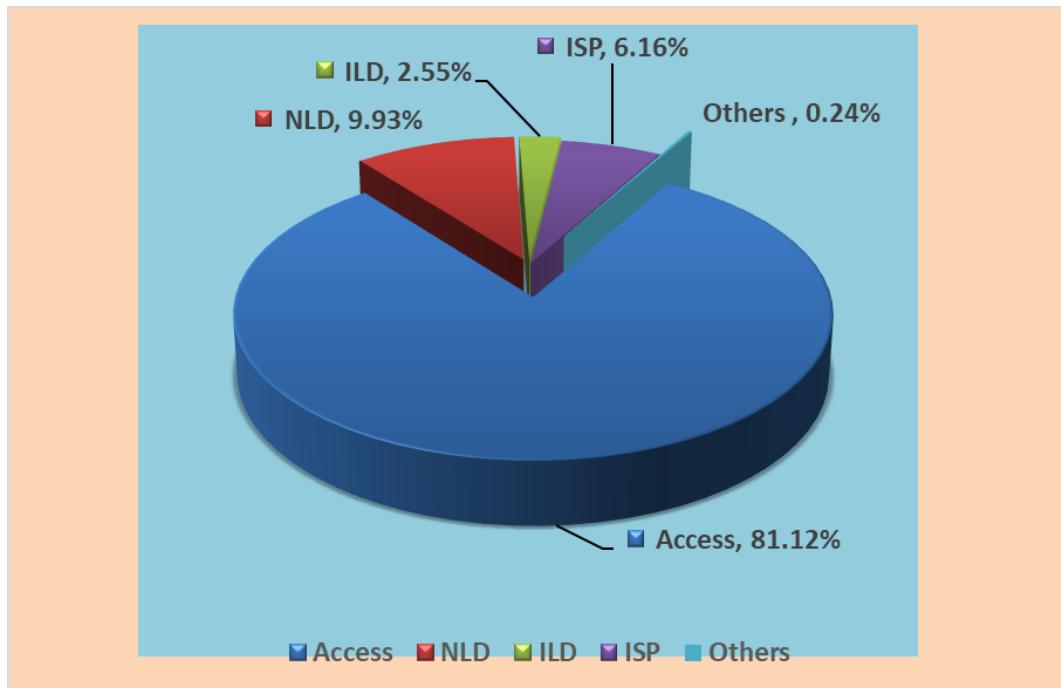


14. Total Wireless subscribers increased from 1,143.93 million at the end of Mar-23 to 1,165.49 million at the end of Mar-24, thereby showing a yearly rate of growth of 1.88%. During the year 2023-24, net addition of 21.56 million wireless subscribers was recorded.
15. Overall Wireless Teledensity increased from 82.46% at the end of Mar-23 to 83.27% at the end of Mar-24. Rural wireless Teledensity increased from 57.46% to 58.57% however Urban wireless Teledensity decreased from 128.45% to 127.51% at the end of Mar-24.
16. Total Wireline subscriber base increased from 28.41 million at the end of Mar-23 to 33.79 million at the end of Mar-24 with yearly rate of growth of 18.94%.
17. Overall Wireline Tele-density increased from 2.05% at the end of Mar-23 to 2.41% at the end of Mar-24. During the same period Rural wireline tele-density increased from 0.25% to 0.32% and Urban wireline tele-density also increased from 5.36% to 6.21%.
18. Gross Revenue (GR) increased from Rs.3,33,697 crore in the year 2022-23 to Rs.3,36,066 crore in the year 2023-24 with yearly rate of growth of 0.71% and Applicable Gross Revenue (ApGR) increased from Rs.3,03,767/- crore to Rs.3,23,142/- crore with yearly growth rate of 6.38% during same period. Adjusted Gross Revenue (AGR) also increased from Rs. 2,49,908 crore in the year 2022-23 to Rs. 2,70,504 crore in the year 2023-24 with yearly rate of growth of 8.24%.
19. Pass through charges decreased by 4.26% from Rs.55,965 crore in the year 2022-23 to Rs.53,579 crore in the year 2023-24. Pass-through charges as a percentage of Gross Revenue are 15.94% in 2023-24 as against 16.77% in the previous financial year.

20. Spectrum Usage Charges (SUC) yearly decreased by 32.20% from Rs.4,968 crore in the year 2022-23 to Rs.3,369 crore in the year 2023-24. However, License Fee yearly increased by 8.45% from Rs.19,954/- crore to Rs.21,642/- crore during the same period.

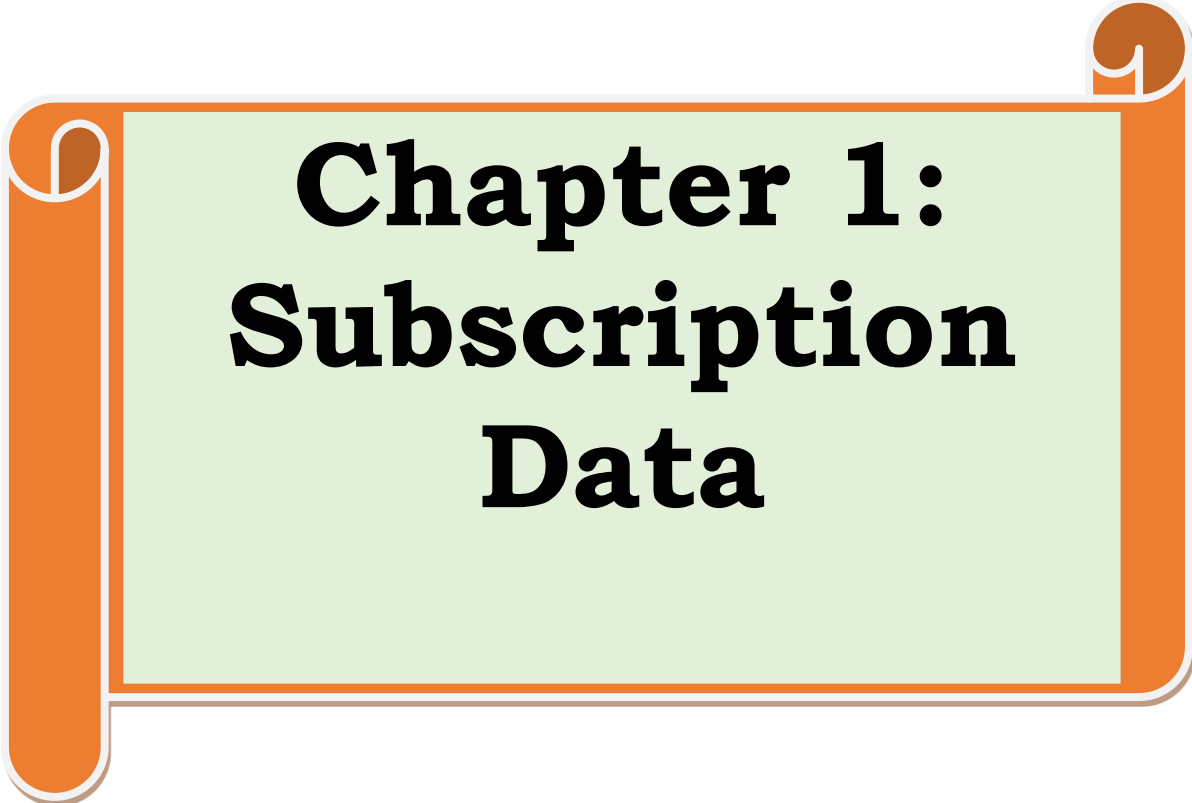
21. Access services contributed 81.12% of the total Adjusted Gross Revenue of telecom services. In Access services, Adjusted Gross Revenue (AGR) and License Fee increased by 8.64% and 8.60% respectively in the year 2023-24 over the year 2022-23. However, Gross Revenue (GR), Pass Through Charges and Spectrum Usage Charges (SUC) decreased by 0.39%, 5.48 and 32.33% respectively during the same period.

**Service wise composition of Adjusted Gross Revenue for the year 2023-24**



22. A total of 922 private satellite TV channels have been permitted by the Ministry of Information and Broadcasting (MIB), as on 31.03.2024, for uplinking only/downlinking only/both uplinking & downlinking. Out of 922 permitted satellite TV channels, 912 channels are available for downlinking in India.

23. As per the reporting done by broadcasters in pursuance of the Tariff Order dated 3<sup>rd</sup> March 2017 as amended, out of 912 permitted satellite TV channels which are available for downlinking in India, there are 361 satellite pay TV channels as on 31<sup>st</sup> March 2024. Out of 361 pay channels, 258 are SD satellite pay TV channels and 103 are HD satellite pay TV channels.
24. During the period ending 31<sup>st</sup> March, 2024, there were 4 pay DTH service providers in India. Pay DTH has net pay active subscriber base of around 61.97 million, as on 31<sup>st</sup> March, 2024 as compared to 65.25 million subscribers, as on 31<sup>st</sup> March, 2023. This is in addition to the subscribers of the free DTH services of Doordarshan.
25. Apart from the radio Stations operated by All India Radio, the public broadcaster, as on 31<sup>st</sup> March 2024, there are 388 operational private FM Radio stations in 113 cities with operational 36 Private FM Radio broadcaster. As compared to previous year, there is no change in the number of operational private FM Radio channels, cities and FM Radio broadcaster.
26. As on 31<sup>st</sup> March 2024, 494 Community Radio stations are operational as compared to 427 Community Radio station, as on 31<sup>st</sup> March, 2023.



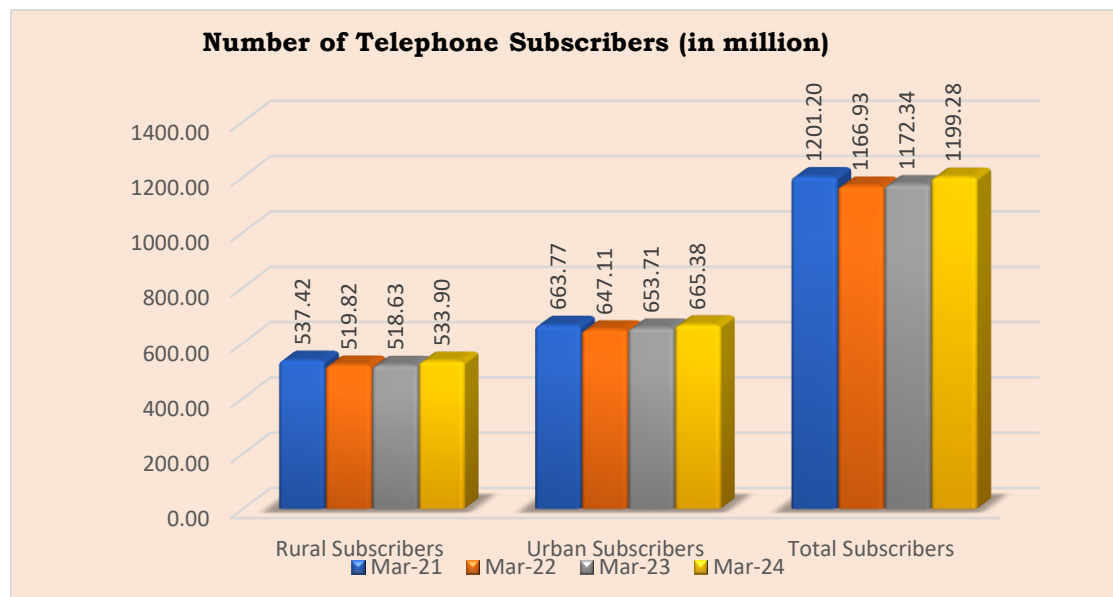
# Chapter 1: Subscription Data

- 
- Tele-density figures are derived from the subscriber data provided by the operators and the projection of population.
  - With effect from 1<sup>st</sup> January, 2020, the projection of population is based on the 'Report of the Technical Group on Population Projections for India and States 2011 – 2036', which is available under the link [https://main.mohfw.gov.in/sites/default/files/Population%20Projection%20Report%202011-2036%20-%20upload\\_compressed\\_0.pdf](https://main.mohfw.gov.in/sites/default/files/Population%20Projection%20Report%202011-2036%20-%20upload_compressed_0.pdf)
  - The bifurcation of rural and urban subscriber data provided by the operators is based on different sources. e.g. one operator is deriving information from <https://censusindia.gov.in/census.website/> while others are procuring the data from concerned authorities/third party.

## Section A : Access Service – An overview

1. The number of telephone subscribers in India increased from 1,172.34 million at the end of Mar-23 to 1,199.28 million at the end of Mar-24, registering a yearly growth rate of 2.30%. The overall Tele-density\* in India also increased declined from 84.51% at the end of Mar-23 to 85.69% at the end of Mar-24 at yearly rate of growth of 1.39%.
  
2. Telephone subscription in Urban Areas increased from 653.71 million at the end of Mar-23 to 665.38 million at the end of Mar-24 at the yearly growth rate of 1.79%. However, Urban Tele-density decreased from 133.81% at the end of Mar-23 to 133.72% at the end of Mar-24 with yearly rate of decline of 0.07%.
  
3. Rural telephone subscription increased from 518.63 million at the end of Mar-23 to 533.90 million at the end of Mar-24 at the yearly rate of growth of 2.94%. Rural Tele-density also increased from 57.71% at the end of Mar-23 to 59.19% at the end of Mar-24 with yearly rate of growth of 2.56%.

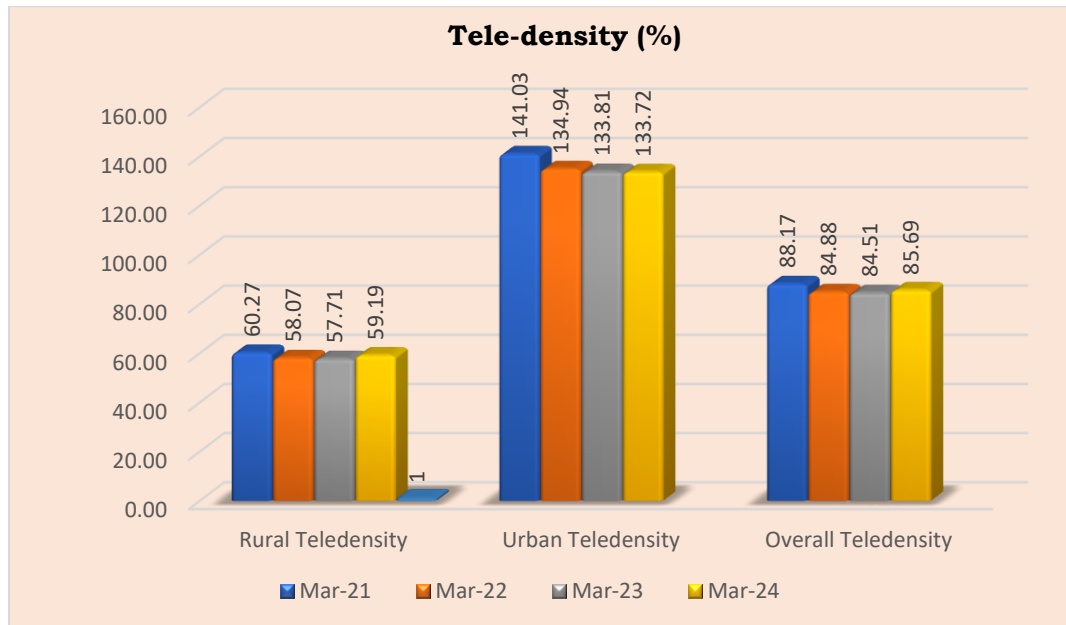
**Chart 1.1: Trend of Telephone Subscriptions in India**



\* Tele-density – Number of telephone connections (fixed lines and mobile phone subscribers) per 100 inhabitants within a geographical area.

(Source-ITU)

**Chart 1.2: Trend of Tele-density in India**

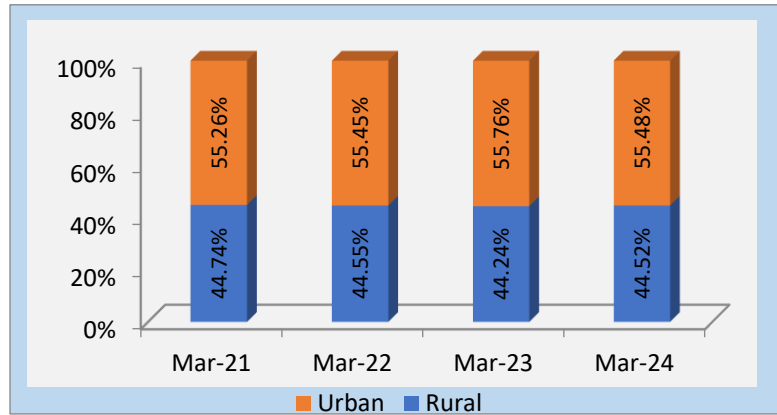


**Table 1.1: Subscriber Base & Tele-density - Rural & Urban**

Year ending	Subscriber Base (million)			Tele-density (%)		
	Rural	Urban	Total	Rural	Urban	Overall
Mar-21	537.42	663.77	1201.20	60.27	141.03	88.17
Mar-22	519.82	647.11	1166.93	58.07	134.94	84.88
Mar-23	518.63	653.71	1172.34	57.71	133.81	84.51
Mar-24	533.90	665.38	1199.28	59.19	133.72	85.69

4. Out of the total telephone subscription, the shares of Rural telephone subscription increased from 44.24% at the end of Mar-23 to 44.52% at the end of Mar-24. However, share of Urban telephone subscription in total telephone subscription, decreased from 55.76% at the end of Mar-23 to 55.48% at the end of Mar-24. The following chart depicts the rural-urban market share of telephone subscribers at the end of Mar-24.

**Chart 1.3: Rural-Urban market share of telephone subscribers**

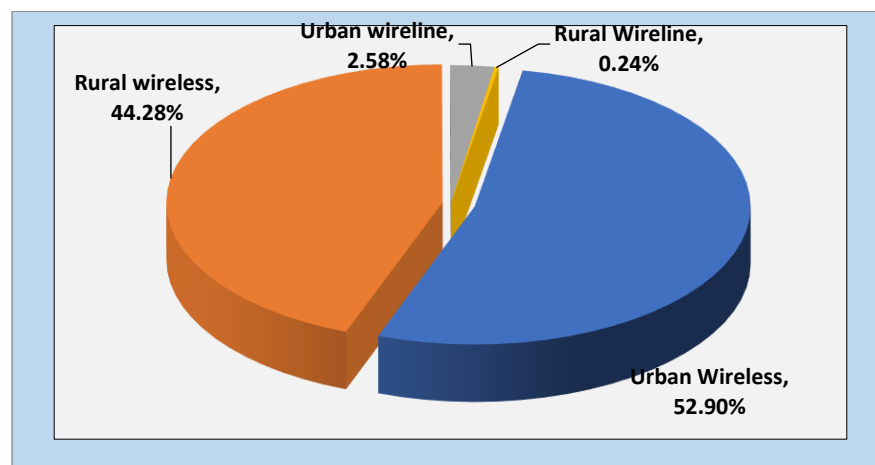


**Table 1.2 : Composition of Telephone Subscribers**

Network Type	Share (%)
Urban Wireless	52.90%
Rural Wireless	44.28%
Urban Wireline	2.58%
Rural Wireline	0.24%

5. Out of 1,199.28 million of total telephone subscriber, the number of Wireless Telephone subscribers is 1,165.49 million and the number of Wireline Telephone subscribers is 33.79 million at the end of Mar-24. The following chart depicts the market share of Wireless and Wireline subscribers in India.

**Chart 1.3: Composition of Market Share Wireless & Wireline Subscribers**





**Table 1.3: Service Area wise Access (Wireless+Wireline) Subscriber base**

Service Area	Subscribers (million)			
	Mar-23	Mar-24	Yearly Net Additions	Rate of Yearly Growth (%)
Andhra Pradesh	84.91	87.45	2.55	3.00%
Assam	25.28	26.70	1.42	5.64%
Bihar	91.92	96.45	4.53	4.93%
Delhi	58.54	61.13	2.59	4.42%
Gujarat	67.44	67.55	0.11	0.16%
Haryana	27.10	27.22	0.12	0.44%
Himachal Pradesh	8.94	8.97	0.02	0.28%
Jammu & Kashmir	12.37	12.48	0.11	0.87%
Karnataka	69.02	70.33	1.31	1.90%
Kerala	43.79	43.80	0.00	0.01%
Madhya Pradesh	77.99	81.25	3.26	4.18%
Maharashtra	92.96	94.87	1.91	2.05%
Mumbai	37.59	37.89	0.30	0.81%
North East	12.56	12.81	0.25	1.98%
Orissa	33.55	34.20	0.64	1.91%
Punjab	36.88	36.81	-0.07	-0.18%
Rajasthan	64.43	67.35	2.92	4.53%
Tamil Nadu	81.25	81.34	0.09	0.11%
U.P.(E)	100.19	103.06	2.87	2.87%
U.P.(W)	63.49	64.53	1.04	1.64%
Kolkata	24.74	24.68	-0.06	-0.26%
West Bengal	57.39	58.41	1.02	1.79%
<b>All India</b>	<b>1,172.34</b>	<b>1,199.28</b>	<b>26.94</b>	<b>2.30%</b>

6. At the end of March 2024, Assam service area has recorded the highest growth rate of 5.64% followed by Bihar service area with 4.93%. On the other hand, Kolkata service area showed maximum rate of decline of 0.26% at the end of Mar 2024.

**Table 1.4: Service Area wise Rural-Urban Subscribers**

Service Area	Subscribers (million) as on 31 <sup>st</sup> March, 2024			
	Total	Rural	Urban	% of Rural Subscribers
Andhra Pradesh	87.45	41.95	45.51	47.96%
Assam	26.70	17.08	9.63	63.95%
Bihar	96.45	64.26	32.19	66.63%
Delhi	61.13	1.80	59.33	2.95%
Gujarat	67.55	25.63	41.93	37.93%
Haryana	27.22	12.23	14.99	44.93%
Himachal Pradesh	8.97	5.77	3.19	64.40%
Jammu & Kashmir	12.48	6.01	6.48	48.11%
Karnataka	70.33	25.49	44.84	36.24%
Kerala	43.80	19.33	24.47	44.14%
Madhya Pradesh	81.25	37.34	43.91	45.96%
Maharashtra	94.87	41.81	53.06	44.07%
Mumbai	37.89	1.34	36.55	3.53%
North East	12.81	6.63	6.19	51.72%
Orissa	34.20	22.35	11.84	65.37%
Punjab	36.81	12.29	24.51	33.40%
Rajasthan	67.35	35.95	31.40	53.38%
Tamil Nadu	81.34	24.48	56.86	30.10%
U.P.(E)	103.06	63.99	39.07	62.09%
U.P.(W)	64.53	31.18	33.35	48.32%
Kolkata	24.68	1.67	23.00	6.79%
West Bengal	58.41	35.32	23.09	60.46%
<b>All India</b>	<b>1,199.28</b>	<b>533.90</b>	<b>665.38</b>	<b>44.52%</b>

**Table 1.5 : Service Area wise Tele-density**

Service Area/ States	As on 31 <sup>st</sup> March, 2023			As on 31 <sup>st</sup> March, 2024		
	Rural Tele-density (%)	Urban Tele-density (%)	Total Tele-density (%)	Rural Tele-density (%)	Urban Tele-density (%)	Total Tele-density (%)
Andhra Pradesh	76.31	116.59	92.93	78.86	118.35	95.43
Assam	52.74	168.25	70.72	56.15	170.02	74.02
Bihar	43.30	119.87	55.23	45.17	121.62	57.16
Delhi	-	-	273.67	-	-	280.62
Gujarat	70.56	115.19	92.58	69.27	113.91	91.53
Haryana	68.90	118.04	89.61	69.78	114.61	88.93
Himachal Pradesh	86.31	410.01	119.69	85.78	411.14	119.43
J&K	61.71	150.78	88.94	61.97	149.86	89.08
Karnataka	68.06	144.22	101.91	67.91	146.45	103.20
Kerala	-	-	122.13	-	-	121.65
Madhya Pradesh	41.76	129.30	66.73	44.29	129.44	68.71
Maharashtra (incl. Mumbai)*	65.53	140.05	101.96	65.79	141.26	102.89
North East	63.06	110.97	79.71	64.45	110.00	80.55
Orissa	60.96	139.14	75.74	62.18	139.61	76.97
Punjab	68.54	174.62	115.31	68.76	171.34	114.36
Rajasthan	57.18	140.79	79.45	59.88	143.11	82.16
Tamil Nadu	64.71	136.39	103.46	68.30	132.37	103.23
Uttar Pradesh (incl. UPE & UPW)	49.27	117.79	66.12	50.58	117.00	67.03
West Bengal (incl. Kolkata)*	57.68	123.39	81.95	58.65	122.50	82.51
<b>All India</b>	<b>57.71</b>	<b>133.81</b>	<b>84.51</b>	<b>59.19</b>	<b>133.72</b>	<b>85.69</b>

\* Population data/projections are available state-wise only.

**Notes:-**

1. Tele-density figures are derived from the subscriber data provided by the operators and the projection of population.
2. With effect from 1<sup>st</sup> January, 2020, the projection of population is based on the 'Report of the Technical Group on Population Projections for India and States 2011 – 2036', which is available under the link [https://main.mohfw.gov.in/sites/default/files/Population%20Projection%20Report%202011-2036%20-%20upload\\_compressed\\_0.pdf](https://main.mohfw.gov.in/sites/default/files/Population%20Projection%20Report%202011-2036%20-%20upload_compressed_0.pdf)
3. The bifurcation of rural and urban subscriber data provided by the operators is based on different sources. E.g. one operator is deriving information from <https://censusindia.gov.in/census.website/> while others are procuring the data from concerned authorities/third party.
4. Delhi Service area, apart from the State of Delhi, includes wireless subscribers of the areas served by the local exchanges of Ghaziabad & Noida (in UP) and Gurgaon & Faridabad (in Haryana).
5. Data/information for Andhra Pradesh includes Telengana, Madhya Pradesh includes Chhatisgarh, Bihar includes Jharkhand, Maharashtra includes Goa, Uttar Pradesh includes Uttarakhand, West Bengal includes Sikkim and North-East includes Arunachal Pradesh, Manipur, Meghalaya, Mizoram, Nagaland & Tripura states.

7. Himachal Pradesh service area has the highest Rural Tele-density of 85.78% followed by Andhra Pradesh service area with 78.86% at the end of Mar-24. On the other hand, Madhya Pradesh service area has the lowest Rural Tele-density of 44.29% in the same period.

**Table 1.6 : State/UT wise subscriber base (wireline+wireless)**

Sl. No.	States/UT	Total Telephone Subscription (million)		
		Total	Rural	Urban
1	Andhra Pradesh	45.09	24.79	20.30
2	Arunachal Pradesh	1.29	0.86	0.43
3	Assam	26.70	17.08	9.63
4	Bihar	71.57	50.29	21.27
5	Chhattisgarh	21.20	10.42	10.78
6	Goa	2.53	0.86	1.67
7	Gujarat	66.61	25.30	41.31
8	Haryana	36.42	12.63	23.78
9	Himachal Pradesh	8.97	5.77	3.19
10	Jharkhand	24.88	13.97	10.91
11	Karnataka	70.33	25.49	44.84
12	Kerala	43.73	19.31	24.42
13	Madhya Pradesh	60.05	26.92	33.13
14	Maharashtra Incl. Mumbai	130.23	42.29	87.94
15	Manipur	2.47	0.99	1.47
16	Meghalaya	2.65	1.65	1.00
17	Mizoram	1.42	0.54	0.89
18	Nagaland	1.71	0.88	0.84
19	Odisha	34.20	22.35	11.84
20	Punjab	34.67	12.25	22.43
21	Rajasthan	67.35	35.95	31.40
22	Sikkim	0.81	0.49	0.31
23	Tamil Nadu	80.12	24.11	56.01
24	Telangana	42.37	17.15	25.21
25	Tripura	3.27	1.71	1.56
26	Uttar Pradesh (UPE + UPW)	166.78	89.69	77.09
27	Uttarakhand	12.62	6.45	6.17
28	West Bengal Incl. Kolkata	81.74	36.24	45.50
<b>Union Territories</b>				
1	Andaman & Nicobar Islands	0.55	0.26	0.28
2	Chandigarh	2.01	0.04	1.97
3	Dadra and Nagar Haveli and Daman and Diu	0.95	0.32	0.62
4	Delhi	40.25	0.44	39.81
5	Jammu & Kashmir	11.98	5.72	6.26
6	Ladakh	0.50	0.28	0.22
7	Lakshdweep	0.07	0.02	0.05
8	Puduchery	1.22	0.38	0.84
<b>Total</b>		<b>1199.28</b>	<b>533.90</b>	<b>665.38</b>

**Table 1.7 : State/UT wise total Tele-density**

Sl.No.	State/UT	Total Tele-density (%)		
		Total	Rural	Urban
1	Andhra Pradesh	84.51	73.91	102.44
2	Arunachal Pradesh	81.67	73.40	105.32
3	Assam	74.02	56.15	170.02
4	Bihar	55.59	44.58	133.64
5	Chhattisgarh	69.39	47.03	128.45
6	Goa	159.82	234.26	137.46
7	Gujarat	91.95	68.84	115.75
8	Haryana	118.99	72.06	181.90
9	Himachal Pradesh	119.43	85.78	411.14
10	Jharkhand	62.21	47.43	103.48
11	Karnataka	103.20	67.91	146.45
12	Kerala	121.69	239.57	87.60
13	Madhya Pradesh	68.48	43.31	129.76
14	Maharashtra Incl. Mumbai	102.19	64.84	141.33
15	Manipur	75.77	45.32	138.44
16	Meghalaya	78.45	61.71	142.65
17	Mizoram	113.78	95.88	128.30
18	Nagaland	75.90	73.82	78.21
19	Odisha	76.97	62.18	139.61
20	Punjab	112.06	68.51	171.67
21	Rajasthan	82.16	59.88	143.11
22	Sikkim	115.73	145.92	87.02
23	Tamil Nadu (incl. Chennai)	103.90	68.20	134.11
24	Telangana	110.65	87.31	135.24
25	Tripura	78.12	68.48	92.33
26	Uttar Pradesh (UPE +UPW)	69.99	49.65	133.78
27	Uttarakhand	107.26	86.18	144.10
28	West Bengal Incl. Kolkata	82.06	57.97	122.67
<b>Union Territories</b>				
1	Andaman & Nicobar Islands	135.54	117.54	157.90
2	Chandigarh	161.63	-	-
3	Dadra and Nagar Haveli and Daman and Diu	69.31	135.21	55.23
4	Delhi	184.77	-	-
5	Jammu & Kashmir	87.41	60.36	148.10
6	Ladakh	165.05	136.08	227.11
7	Lakshdweep	102.85	-	-
8	Puduchery	72.40	75.43	71.13
<b>Total</b>		<b>85.69</b>	<b>59.19</b>	<b>133.72</b>

**Table 1.8: Service Provider-wise growth in Subscriber base**

Service Provider	Subscriber base (in million)			Rate of Growth (%)	Market Share as on Mar-23 (%)	Market Share as on Mar-24 (%)
	Mar-23	Mar-24	Yearly Net Addition/decline			
Reliance Jio	439.35	481.77	42.42	9.66%	37.48%	40.17%
Bharti Airtel	378.06	394.54	16.48	4.36%	32.25%	32.90%
Vodafone Idea	237.45	220.60	-16.85	-7.10%	20.25%	18.39%
BSNL	110.79	94.75	-16.04	-14.48%	9.45%	7.90%
MTNL	4.66	4.10	-0.56	-12.00%	0.40%	0.34%
Tata Tele.	1.54	2.29	0.74	48.33%	0.13%	0.19%
Quadrant	0.34	0.41	0.07	21.77%	0.03%	0.03%
Reliance Com.	0.15	0.13	-0.02	-14.20%	0.01%	0.01%
VMIPL	-	0.05	0.05	-	0.00%	0.00%
APSFL	-	0.64	0.64	-	0.00%	0.05%
<b>Total</b>	<b>1,172.34</b>	<b>1,199.28</b>	<b>26.94</b>	<b>2.30%</b>	<b>100</b>	<b>100</b>

8. M/s Reliance Jio Infocomm Ltd has added maximum number of telephone subscribers 42.42 million (net addition) during the at the end of Mar-2024. Except M/s Vodafone Idea, BSNL, MTNL and Reliance Communication all other service providers have registered growth in their subscriber base during the year 2023-24.

**Table 1.9 : Service provider-wise Market Share of rural subscribers in their total subscribers – as on 31<sup>st</sup> March, 2024**

Service Provider	No. of Total Subscribers (in millions)	No. of Rural Subscribers (in millions)	% of Rural subscribers	Market share of Rural subscribers (%)
Reliance Jio	481.77	207.36	43.04%	38.84%
Bharti Airtel	394.54	188.85	47.87%	35.37%
Vodafone Idea	220.60	107.30	48.64%	20.10%
BSNL	94.75	29.86	31.51%	5.59%
MTNL	4.10	0.04	0.86%	0.01%
Tata Tele.	2.29	0.01	0.33%	0.001%

<b>Service Provider</b>	<b>No. of Total Subscribers (in millions)</b>	<b>No. of Rural Subscribers (in millions)</b>	<b>% of Rural subscribers</b>	<b>Market share of Rural subscribers (%)</b>
Quadrant	0.41	0.02	4.02%	0.003%
Reliance Com.	0.13	0.0004	0.28%	0.0001%
VMIPL	0.05	0.00	0.00%	0.00%
APSFL	0.64	0.48	74.00%	0.09%
<b>Total</b>	<b>1,199.28</b>	<b>533.90</b>	<b>44.52%</b>	<b>100</b>

9. M/s APSFL is the service provider with highest proportion of rural subscribers of 74%, followed by M/s Vodafone Idea Ltd with 48.64% to their total number of telephone subscribers at the end of Mar-24.



## Section B : Wireless Service

**Table 1.10: List of Cellular Mobile Service Providers currently providing service [As on 31<sup>st</sup> March, 2024]**

Sl.No.	Service Provider	Area of Operation
1	Reliance Jio Infocom Ltd	All India
2	Bharti Airtel Ltd	All India
3	Vodafone Idea Ltd	All India
4	BSNL	All India (except Delhi & Mumbai)
5	MTNL	Delhi & Mumbai
6	Reliance Communications	All India (except Assam & NE)

*Source : DoT website*

**UL Access Services Licensees Virtual Network Operators (VNOs) who are providing services as on 31<sup>st</sup> March, 2024**

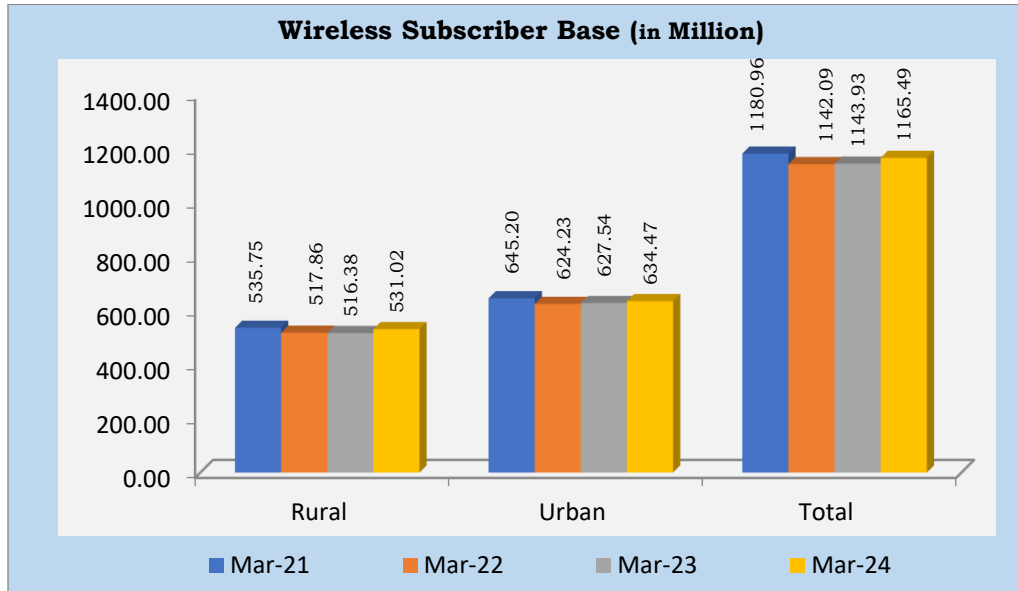
1	Surftelecom Pvt. Ltd	Tamil Nadu
2	AdPay Mobile Payment India Pvt. Ltd	Tamil Nadu

*Source : As reported by telecom service providers*

10. Total Wireless subscribers increased from 1,143.93 million at the end of Mar-23 to 1,165.49 million at the end of Mar-24, thereby showing a yearly growth rate of 1.88%. During the year 2023-24, net addition of 21.56 million wireless subscribers was recorded.
  
11. The Rural Wireless subscribers increased from 516.38 million at the end of Mar-23 to 531.02 million at the end of Mar-24 with yearly rate of growth of 2.84%

12. The urban wireless subscribers increased from 627.54 million at the end of Mar-23 to 634.47 million at the end of Mar-24 with yearly growth rate of 1.10%.
13. The following chart and table depict the trend of total, rural and urban wireless subscribers during last four years.

**Chart 1.4: Trend of Wireless Subscriber Base**



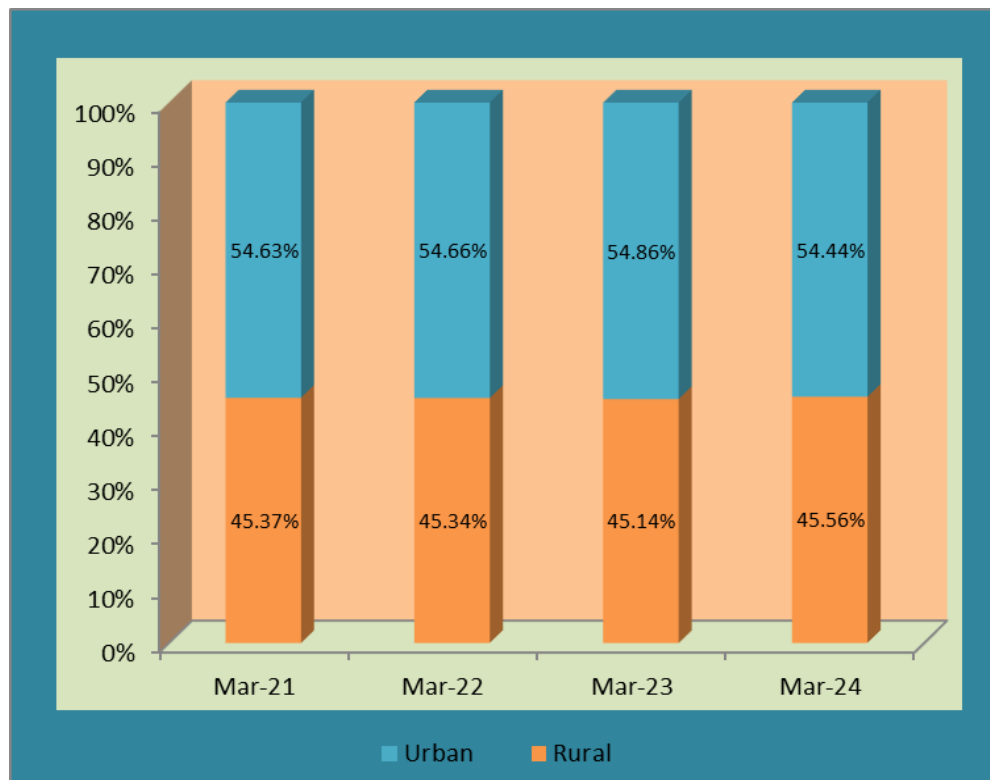
**Table 1.11: Wireless Subscriber Base & Tele-density - Rural & Urban**

Year ending	Subscriber Base (million)			Tele-density (%)		
	Rural	Urban	Total	Rural	Urban	Overall
Mar-21	535.75	645.20	1180.96	60.08	137.08	86.68
Mar-22	517.86	624.23	1142.09	57.85	130.17	83.07
Mar-23	516.38	627.54	1143.93	57.46	128.45	82.46
Mar-24	531.02	634.47	1165.49	58.87	127.51	83.27

14. Overall Wireless Teledensity increased from 82.46% at the end of Mar-23 to 83.27% at the end of Mar-24. Rural wireless Teledensity increased from 57.46% to 58.87% however Urban wireless Teledensity decreased from 128.45% to 127.51% at the end of Mar-24.

15. The share of rural wireless subscription decreased from 45.14% at the end of Mar-23 to 45.56% at the end of Mar-24, however the share of urban wireless subscription decreased from 54.86% to 54.44% during the same period.
16. The following chart depicts the composition of rural-urban market share in total wireless telephone subscribers during last four years.

**Chart 1.5: Composition of Wireless Market Share – Rural & Urban Subscribers**



**Table 1.12: Growth in Wireless Subscriber base**

Service Provider	Subscriber Base (millions)			Rate of Growth (%)	Market Share Mar-23 (%)	Market Share Mar-24 (%)
	Mar-23	Mar-24	Net Additions			
Reliance Jio	430.23	469.73	39.50	9.18	37.61	40.30
Bharti	370.91	385.76	14.85	4.00	32.42	33.10
Vodafone IDEA	236.75	219.82	-16.93	-7.15	20.70	18.86
BSNL	103.68	88.25	-15.43	-14.8%	9.06	7.57
MTNL	2.35	1.93	-0.42	-18.06	0.21	0.17
Reliance Comm. Group	0.003	0.00003	-0.003	-98.85	0.0002	0.00
<b>Total</b>	<b>1,143.93</b>	<b>1,165.49</b>	<b>21.56</b>	<b>1.88</b>	<b>100</b>	<b>100</b>

Note: The subscribers of M/s Bharti Airtel includes subscribers of M/s Tata Teleservices Ltd.

17. M/s Reliance Jio continued to the market leader with 40.30% market share of total wireless telephone subscriber base of at the end of Mar-24 followed by M/s Bharti Telemedia Limited with 33.10% market share.
18. In term of net addition, M/s Reliance Jio added maximum number of telephone subscribers of 39.50 million during the year 2023-24 and its yearly growth rate recorded as 9.18% during the year 2023-24.

**Table 1.13: Service Area wise Wireless Subscriber base**

Service Area	Subscriber base (in million)			
	Mar-23	Mar-24	Net Additions	Rate of change (%)
Andhra Pradesh	82.45	83.83	1.38	1.67%
Assam	24.99	26.37	1.37	5.49%
Bihar	91.22	95.48	4.26	4.67%
Delhi	54.48	56.70	2.22	4.07%
Gujarat	66.23	65.97	-0.27	-0.40%
Haryana	26.64	26.62	-0.02	-0.07%
Himachal Pradesh	8.80	8.80	0.00	0.02%
Jammu & Kashmir	12.02	12.08	0.05	0.45%
Karnataka	65.91	66.91	1.00	1.52%
Kerala	42.41	42.26	-0.15	-0.36%
Madhya Pradesh	76.67	79.50	2.83	3.69%
Maharashtra	91.51	93.25	1.74	1.90%
Mumbai	34.30	34.36	0.06	0.16%
North East	12.35	12.55	0.20	1.62%
Odisha	33.16	33.71	0.55	1.65%
Punjab	35.66	35.14	-0.53	-1.48%
Rajasthan	63.59	66.33	2.74	4.32%
Tamil Nadu	78.62	78.44	-0.18	-0.23%
U.P.(E)	99.44	102.12	2.68	2.69%
U.P.(W)	62.72	63.54	0.82	1.30%
Kolkata	24.08	23.67	-0.42	-1.73%
West Bengal	56.66	57.90	1.24	2.18%
<b>All India</b>	<b>1,143.93</b>	<b>1,165.49</b>	<b>21.56</b>	<b>1.88%</b>

19. Detailed table on service provider wise subscriber base in each service area is available at **Annexure-1.1**.

**Table 1.14: Service Area wise Wireless Rural-Urban Subscriber base**

Service Area	Subscriber base (in million) – Mar-24			
	Total	Rural	Urban	% of Rural Subscribers
Andhra Pradesh	83.83	41.25	42.58	49.21%
Assam	26.37	17.05	9.32	64.67%
Bihar	95.48	64.18	31.29	67.22%
Delhi	56.70	1.80	54.90	3.17%
Gujarat	65.97	25.55	40.41	38.74%
Haryana	26.62	12.11	14.51	45.49%
Himachal Pradesh	8.80	5.72	3.08	65.04%
Jammu & Kashmir	12.08	5.99	6.09	49.57%
Karnataka	66.91	25.40	41.51	37.96%
Kerala	42.26	18.67	23.59	44.17%
Madhya Pradesh	79.50	37.28	42.22	46.89%
Maharashtra	93.25	41.67	51.57	44.69%
Mumbai	34.36	1.33	33.03	3.86%
North East	12.55	6.61	5.94	52.67%
Odisha	33.71	22.31	11.39	66.20%
Punjab	35.14	12.04	23.09	34.27%
Rajasthan	66.33	35.88	30.45	54.09%
Tamil Nadu	78.44	24.22	54.21	30.88%
U.P.(E)	102.12	63.96	38.16	62.63%
U.P.(W)	63.54	31.12	32.42	48.97%
Kolkata	23.67	1.67	21.99	7.07%
West Bengal	57.90	35.22	22.68	60.82%
<b>All India</b>	<b>1,165.49</b>	<b>531.02</b>	<b>634.47</b>	<b>45.56</b>

**Table 1.15 : Service Area wise Wireless Tele-density**

Service Area	As on 31 <sup>st</sup> March, 2023			As on 31 <sup>st</sup> March, 2024		
	Rural Tele-density (%)	Urban Tele-density (%)	Total Tele-density (%)	Rural Tele-density (%)	Urban Tele-density (%)	Total Tele-density (%)
A.P.	75.92	110.63	90.24	77.55	110.72	91.47
Assam	52.66	163.59	69.93	56.06	164.57	73.09
Bihar	43.26	117.41	54.81	45.11	118.24	56.58
Delhi	-	-	254.68	-	-	260.27
Gujarat	70.36	112.02	90.92	69.08	109.79	89.38
Haryana	68.36	115.20	88.10	69.10	110.97	86.99
H.P.	85.62	397.33	117.77	85.03	396.22	117.21
J&K	61.54	142.94	86.42	61.79	140.93	86.20
Karnataka	67.73	134.28	97.31	67.67	135.58	98.18
Kerala	-	-	118.28	-	-	117.38
M.P.	41.69	125.51	65.60	44.20	124.48	67.23
Maharashtra (incl. Mumbai)*	65.30	132.71	98.25	65.56	133.36	98.90
North East	62.91	107.34	78.35	64.28	105.62	78.90
Odisha	60.85	134.93	74.85	62.07	134.32	75.86
Punjab	67.63	167.17	111.52	67.36	161.41	109.17
Rajasthan	57.09	137.17	78.41	59.77	138.79	80.92
Tamil Nadu	63.96	130.85	100.12	67.58	126.22	99.55
Uttar Pradesh (incl. UPE&UPW)*	49.23	115.42	65.51	50.53	114.03	66.25
West Bengal (incl. Kolkata)*	57.50	119.97	80.57	58.48	118.73	81.00
<b>All India</b>	<b>57.46</b>	<b>128.45</b>	<b>82.46</b>	<b>58.87</b>	<b>127.51</b>	<b>83.27</b>

\* Population data/projections are available state-wise only.

**Notes:**

1. Tele-density figures are derived from the subscriber data provided by the operators and the projection of population.
2. With effect from 1<sup>st</sup> January, 2020, the projection of population is based on the 'Report of the Technical Group on Population Projections for India and States 2011 – 2036', which is available under the link [https://main.mohfw.gov.in/sites/default/files/Population%20Projection%20Report%202011-2036%20-%20upload\\_compressed\\_0.pdf](https://main.mohfw.gov.in/sites/default/files/Population%20Projection%20Report%202011-2036%20-%20upload_compressed_0.pdf)
3. The bifurcation of rural and urban subscriber data provided by the operators is based on different sources. E.g. one operator is deriving information from <https://censusindia.gov.in/census.website/> while others are procuring the data from concerned authorities/third party.
4. Delhi service area, apart from the State of Delhi, includes the areas served by the local exchanges of Ghaziabad & Noida (in UP) and Gurgaon & Faridabad (in Haryana).
5. Data/information for Andhra Pradesh includes Telengana, Madhya Pradesh includes Chhatishgarh, Bihar includes Jharkhand, Maharashtra includes Goa, Uttar Pradesh includes Uttarakhand, West Bengal includes Sikkim and North-East includes Arunachal Pradesh, Manipur, Meghalaya, Mizoram, Nagaland & Tripura states.

**Table 1.16 : State/UT wise Wireless Subscriber Base  
as on 31.03.2024**

Sl. No.	States/UT	Wireless Subscribers (in million)		
		Total	Rural	Urban
1	Andhra Pradesh	42.81	24.16	18.65
2	Arunachal Pradesh	1.27	0.86	0.42
3	Assam	26.37	17.05	9.32
4	Bihar	70.95	50.24	20.71
5	Chhattisgarh	20.83	10.41	10.43
6	Goa	2.47	0.84	1.63
7	Gujarat	65.03	25.23	39.80
8	Haryana	35.64	12.51	23.14
9	Himachal Pradesh	8.80	5.72	3.08
10	Jharkhand	24.53	13.95	10.58
11	Karnataka	66.91	25.40	41.51
12	Kerala	42.19	18.65	23.54
13	Madhya Pradesh	58.67	26.87	31.80
14	Maharashtra	125.13	42.16	82.98
15	Manipur	2.40	0.99	1.41
16	Meghalaya	2.59	1.65	0.94
17	Mizoram	1.39	0.54	0.85
18	Nagaland	1.68	0.88	0.80
19	Odisha	33.71	22.31	11.39
20	Punjab	33.24	12.00	21.24
21	Rajasthan	66.33	35.88	30.45
22	Sikkim	0.80	0.49	0.30
23	Tamil Nadu	77.28	23.86	53.42
24	Telangana	41.02	17.09	23.93
25	Tripura	3.23	1.70	1.52
26	Uttar Pradesh	164.93	89.63	75.31
27	Uttarakhand	12.25	6.42	5.84
28	West Bengal	80.26	36.15	44.11
<b>Union Territories</b>				
1	Andaman & Nicobar Islands	0.50	0.24	0.26
2	Chandigarh	1.77	0.03	1.74
3	Dadra and Nagar Haveli and Daman and Diu	0.94	0.32	0.61
4	Delhi	36.27	0.44	35.83
5	Jammu & Kashmir	11.58	5.71	5.87
6	Ladakh	0.50	0.28	0.22
7	Lakshdweep	0.06	0.02	0.05
8	Puduchery	1.16	0.36	0.80
<b>Total</b>		<b>1165.49</b>	<b>531.02</b>	<b>634.47</b>



**Table 1.17 : State/UT wise Wireless Tele-density, as on  
31.03.2024**

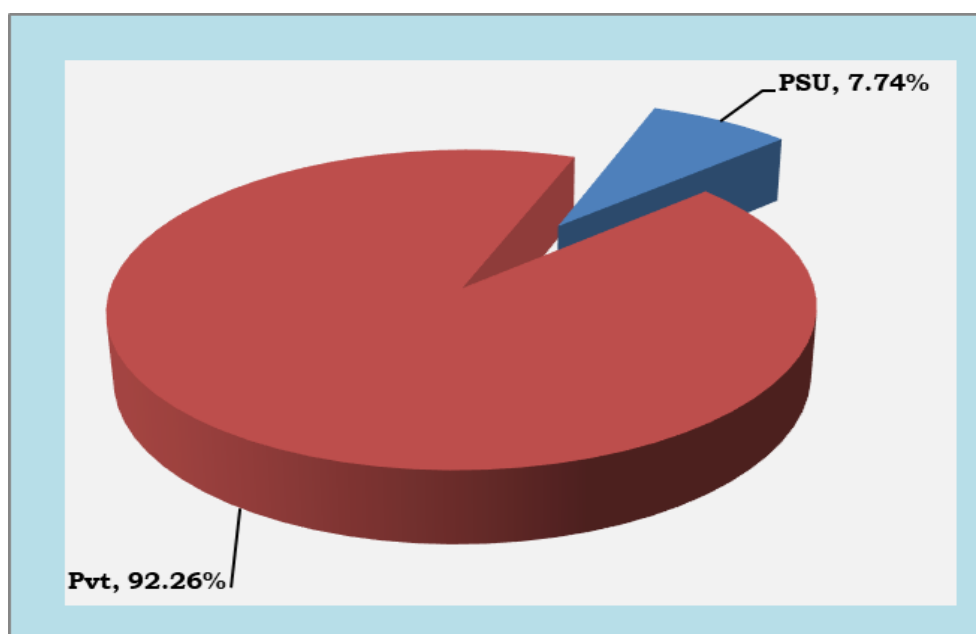
Sl.No.	State/UT	Wireless Tele-density (%)		
		Total	Rural	Urban
1	Andhra Pradesh	80.23	72.02	94.12
2	Arunachal Pradesh	80.54	73.18	101.61
3	Assam	73.09	56.06	164.57
4	Bihar	55.11	44.52	130.09
5	Chhattisgarh	68.19	46.96	124.25
6	Goa	156.05	230.27	133.76
7	Gujarat	89.77	68.65	111.52
8	Haryana	116.47	71.36	176.93
9	Himachal Pradesh	117.21	85.03	396.22
10	Jharkhand	61.32	47.35	100.35
11	Karnataka	98.18	67.67	135.58
12	Kerala	117.42	231.38	84.47
13	Madhya Pradesh	66.90	43.22	124.55
14	Maharashtra	98.19	64.64	133.35
15	Manipur	73.80	45.14	132.79
16	Meghalaya	76.59	61.59	134.11
17	Mizoram	110.81	95.76	123.00
18	Nagaland	74.35	73.78	74.98
19	Odisha	75.86	62.07	134.32
20	Punjab	107.43	67.14	162.58
21	Rajasthan	80.92	59.77	138.79
22	Sikkim	114.83	145.71	85.45
23	Tamil Nadu	100.22	67.51	127.90
24	Telangana	107.14	87.00	128.36
25	Tripura	77.03	68.25	89.98
26	Uttar Pradesh	69.22	49.61	130.70
27	Uttarakhand	104.15	85.77	136.27
28	West Bengal	80.58	57.84	118.92
<b>Union Territories</b>				
1	Andaman & Nicobar Islands	124.86	107.11	146.90
2	Chandigarh	142.41	-	-
3	Dadra and Nagar Haveli and Daman and Diu	68.76	134.80	54.65
4	Delhi	166.48	-	-
5	Jammu & Kashmir	84.49	60.19	139.03
6	Ladakh	164.04	135.73	224.68
7	Lakshdweep	93.16	-	-
8	Puduchery	68.76	72.79	67.06
<b>All India Tele-density</b>		<b>83.27</b>	<b>58.87</b>	<b>127.51</b>

**Table 1.18: Rural Wireless Subscriber base and Market Share**

<b>Service Provider</b>	<b>Total number of wireless Subscribers (in millions)</b>	<b>Rural Subscribers (in millions)</b>	<b>% of Rural subscribers in total</b>	<b>Market Share of Rural Subscribers (%)</b>
Reliance Jio	469.73	207.09	44.09%	39.00%
Bharti Airtel	385.76	188.85	48.95%	35.56%
Vodafone Idea Ltd	219.82	107.30	48.81%	20.21%
BSNL	88.25	27.75	31.45%	5.23%
MTNL	1.93	0.04	1.83%	0.01%
Reliance Com.	0.00003	0.00	0.00%	0.00%
<b>Total</b>	<b>1,165.49</b>	<b>531.02</b>	<b>45.56</b>	<b>100</b>

20. Private telecom service providers hold 92.26% market share of total wireless telephone subscriptions and PSUs (BSNL & MTNL) hold only 7.74% market share of wireless telephone subscription as on 31<sup>st</sup> March, 2024.

**Chart 1.6: Composition of Public (PSUs) and Private sectors in Wireless Subscription as on 31.03.2024**



## Section C : Wireline Service

**Table 1.19: Service Providers providing Wireline Service**

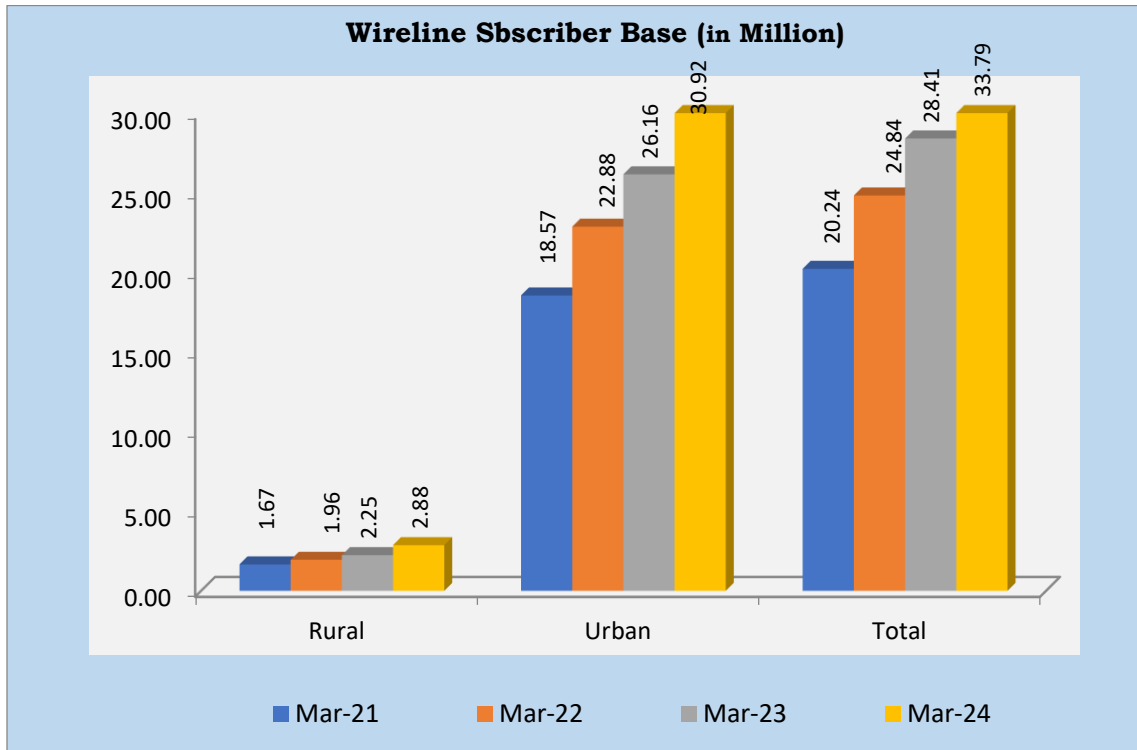
[As on 31<sup>st</sup> March, 2024]

Sl. No.	Name of the Service Provider	Area of Operation
1	Bharti Airtel Ltd	Andhra Pradesh, Assam, Bihar, Delhi, Gujarat, Haryana, Himachal Pradesh, Jammu & Kashmir, Karnataka, Kerala, Kolkata, Madhya Pradesh, Maharashtra, Mumbai, Odisha, Punjab, Rajasthan, Tamil Nadu (including Chennai), UP-East, UP-West and West Bengal.
2	BSNL	All India except Delhi & Mumbai
3	MTNL	Delhi & Mumbai
4	Quadrant Televentures Ltd.	Punjab
5	Reliance Communications Ltd.	Andhra Pradesh, Bihar, Delhi, Gujarat, Karnataka, Kerala, Kolkata, Madhya Pradesh, Maharashtra, Mumbai, Odisha, Punjab, Rajasthan, Tamil Nadu (including Chennai), UP-East, UP-West and West Bengal
6.	Tata Teleservices Ltd. (Inc. TTML)	Andhra Pradesh, Bihar, Delhi, Gujarat, Haryana, Himachal Pradesh, Karnataka, Kerala, Kolkata, Madhya Pradesh, Maharashtra, Mumbai, Odisha, Punjab, Rajasthan, Tamil Nadu (including Chennai), UP-East, UP-West and West Bengal.
7	Vodafone Idea Ltd	Andhra Pradesh, Assam, Bihar, Delhi, Gujarat, Haryana, Himachal Pradesh, Jammu & Kashmir, Karnataka, Kerala, Kolkata, Madhya Pradesh, Maharashtra, Mumbai, North-East, Odisha, Punjab, Rajasthan, Tamil Nadu (including Chennai), UP-East, UP-West and West Bengal.
8	Reliance Jio Infocomm Ltd.	Andhra Pradesh, Assam, Bihar, Delhi, Gujarat, Haryana, Himachal Pradesh, Jammu & Kashmir, Karnataka, Kerala, Kolkata, Madhya Pradesh, Maharashtra, Mumbai, North-East, Odisha, Punjab, Rajasthan, Tamil Nadu (including Chennai), UP-East, UP-West and West Bengal.
9.	V-CON Mobile & Infra Pvt. Ltd. (VMIPL)	Punjab
10.	Andhra Pradesh State Fibernet Pvt. Ltd. (APFPL)	Andhra Pradesh

21. Total Wireline subscriber base increased from 28.41 million at the end of Mar-23 to 33.79 million at the end of Mar-24 with yearly growth rate of 18.94%.

22. Detailed table on service provider wise wireline subscriber base in each service area is available at **Annexure-1.2**.
23. Rural wireline subscriber base has shown growth of 27.93%, from 2.25 million at the end of Mar-23 to 2.88 million at the end of Mar-24. During the same period, Urban wireline subscription also recorded growth of 18.17%, from 26.16 million to 30.92 million.
24. The following chart and table depict the trend of total wireline subscriber base and wireline tele-density (rural-urban) during the last four years.

**Chart 1.7: Trend of Wireline Subscriber Base**

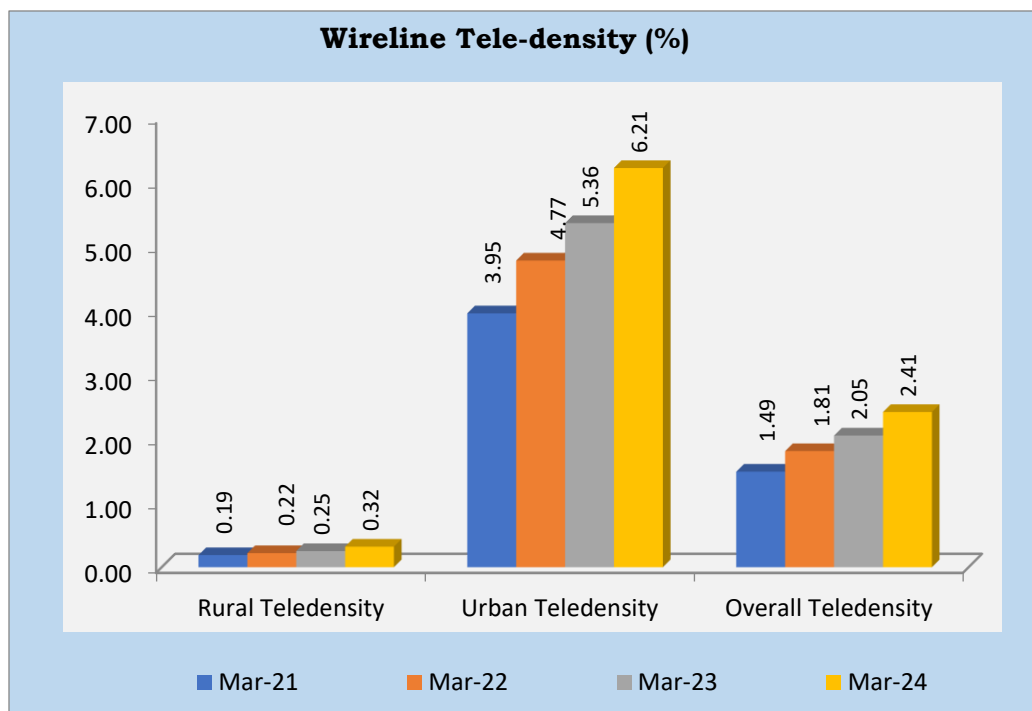


**Table 1.20: Wireline Subscriber Base & Tele-density - Rural & Urban**

Year ending	Subscriber Base (in million)			Wireline Tele-density (%)		
	Rural	Urban	Total	Rural	Urban	Overall
Mar-21	1.67	18.57	20.24	0.19	3.95	1.49
Mar-22	1.96	22.88	24.84	0.22	4.77	1.81
Mar-23	2.25	26.16	28.41	0.25	5.36	2.05
Mar-24	2.88	30.92	33.79	0.32	6.21	2.41

25. Overall Wireline Tele-density increased from 2.05% at the end of Mar-23 to 2.41% at the end of Mar-24. During the same period Rural wireline tele-density increased from 0.25% to 0.32% and Urban wireline tele-density also increased from 5.36% to 6.21%.

**Chart 1.8: Trend of Wireline Tele-density (rural-urban)**



**Table 1.21: Service Provider wise growth in Wireline Subscriber base**

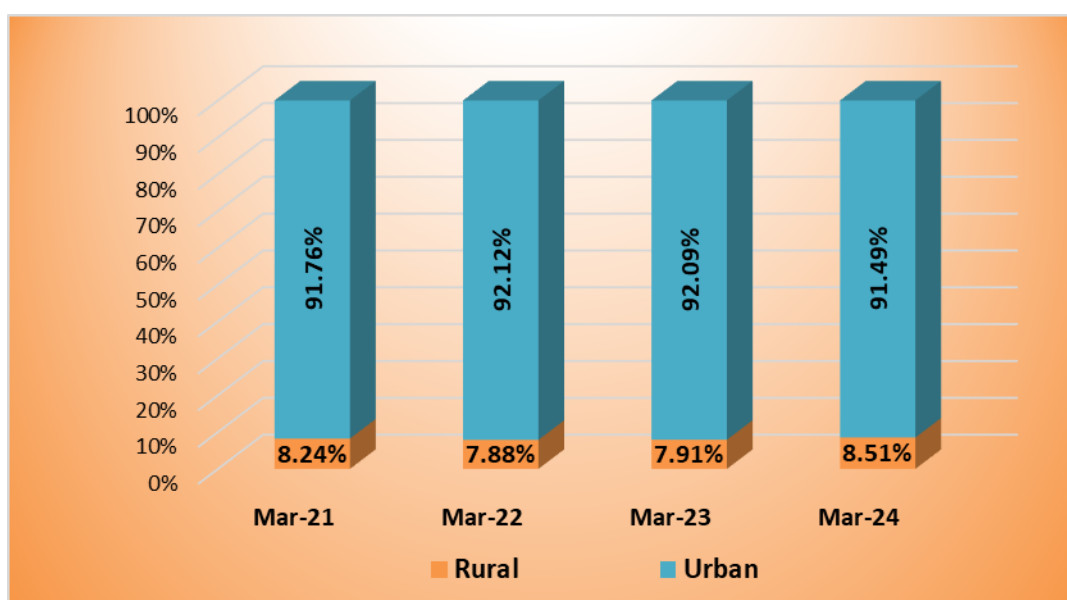
Service Provider	Subscriber Base (million)			Rate of change (%)	Market share-Mar-23 (%)	Market share-Mar-24 (%)
	Mar-23	Mar-24	Net Addition			
BSNL	7.11	6.50	-0.61	-8.53%	25.01%	19.23%
Bharti	7.15	8.78	1.63	22.81%	25.16%	25.98%
MTNL	2.31	2.18	-0.14	-5.84%	8.14%	6.44%
Tata	1.54	2.29	0.74	48.33%	5.42%	6.77%
Reliance Comm	0.15	0.13	-0.02	-12.64%	0.51%	0.38%
Quadrant	0.34	0.41	0.07	21.77%	1.19%	1.22%
Vodafone	0.70	0.78	0.08	11.19%	2.48%	2.31%
Reliance Jio	9.12	12.03	2.92	32.00%	32.09%	35.61%
VMIPL	-	0.05	0.05	-	0.00%	0.16%
APSFL	-	0.64	0.64	-	0.00%	1.90%
<b>Total</b>	<b>28.41</b>	<b>33.79</b>	<b>5.38</b>	<b>18.94</b>	<b>100</b>	<b>100</b>

26. M/s Reliance Jio is the leading operator in wireline service with 12.03 million subscriber at the end of Mar-24 followed by Bharti with 8.78 million subscribers.
27. In term of net addition, except BSNL, MTNL and Reliance Comm., all service providers showed positive growth during the year 2023-24.
28. In total wireline subscriber base, PSUs hold 27.58% of market share and Private Sector hold 72.42% at the end of Mar-24.

**Table 1.22: Service Provider wise Subscriber base (Rural - Urban)**

Service Provider	Subscriber Base (million) Mar-24			Share of Rural subscription (%)
	Rural	Urban	Total	
BSNL	2.10	4.40	6.50	32.37%
Bharti	0.002	8.78	8.78	0.03%
MTNL	0.00003	2.18	2.18	0.001%
Tata	0.01	2.28	2.29	0.33%
Reliance Com	0.0004	0.13	0.13	0.28%
Quadrant	0.02	0.39	0.41	4.02%
Vodafone	0.00	0.78	0.78	--
Reliance Jio	0.27	11.76	12.03	2.24%
VMIPL	0.00	0.05	0.05	0.00%
APSFL	0.48	0.17	0.64	74.00%
<b>Total</b>	<b>2.88</b>	<b>30.92</b>	<b>33.79</b>	<b>8.51</b>

29. The following charts show the trend of share of rural-urban wireline subscription during last four years.

**Chart 1.9: Composition of Wireline Subscriber base - Rural & Urban**

30. As may be seen that share of rural wireline subscription showed growth trend at the end of March 2024. The share of rural wireline subscribers was 8.51% over the total wireline subscribers at the end of March 2024.

**Table 1.23: Service Area wise Wireline Subscriber base & Net Additions (in million)**

Service Area	Mar-23	Mar-24	Net Additions	Rate of Change (%)
Andhra Pradesh	2.46	3.63	1.17	47.75%
Assam	0.28	0.34	0.05	18.29%
Bihar	0.70	0.98	0.28	39.66%
Delhi	4.06	4.43	0.37	9.15%
Gujarat	1.21	1.59	0.37	30.92%
Haryana	0.46	0.59	0.14	30.04%
Himachal Pradesh	0.14	0.17	0.02	16.05%
Jammu & Kashmir	0.35	0.40	0.05	15.36%
Karnataka	3.11	3.42	0.31	9.86%
Kerala	1.38	1.54	0.16	11.44%
Madhya Pradesh	1.32	1.75	0.43	32.62%
Maharashtra	1.46	1.62	0.16	11.29%
Mumbai	3.28	3.53	0.25	7.53%
North East	0.21	0.26	0.05	22.58%
Odisha	0.40	0.49	0.10	24.09%
Punjab	1.21	1.67	0.46	37.83%
Rajasthan	0.84	1.01	0.17	20.63%
Tamil Nadu	2.63	2.90	0.27	10.41%
U.P.(E)	0.75	0.95	0.20	26.06%
U.P.(W)	0.76	0.99	0.22	29.38%
Kolkata	0.87	1.01	0.14	16.42%
West Bengal	0.52	0.51	-0.001	-0.17%
<b>All India</b>	<b>28.41</b>	<b>33.79</b>	<b>5.38</b>	<b>18.94%</b>

31. As can be seen from the above table except West Bengal, all LSA showed growth in their wireline subscriber base during the year 2023-24.



**Table 1.24: Service Area wise Wireline Rural-Urban Subscriber Base  
(in million)**

<b>Service Area</b>	<b>Total Subscribers</b>	<b>Rural Subscribers</b>	<b>Urban Subscribers</b>	<b>% of Rural Subscribers</b>
Andhra Pradesh	3.63	0.70	2.93	19.20%
Assam	0.34	0.03	0.31	7.85%
Bihar	0.98	0.08	0.89	8.31%
Delhi	4.43	0.004	4.43	0.10%
Gujarat	1.59	0.07	1.52	4.48%
Haryana	0.59	0.12	0.48	19.95%
Himachal Pradesh	0.17	0.05	0.12	30.49%
Jammu & Kashmir	0.40	0.02	0.39	4.32%
Karnataka	3.42	0.09	3.33	2.70%
Kerala	1.54	0.66	0.88	43.13%
Madhya Pradesh	1.75	0.07	1.68	3.95%
Maharashtra	1.62	0.13	1.49	8.20%
Mumbai	3.53	0.01	3.52	0.35%
North East	0.26	0.02	0.25	6.35%
Odisha	0.49	0.04	0.45	8.44%
Punjab	1.67	0.25	1.42	15.01%
Rajasthan	1.01	0.07	0.95	6.63%
Tamil Nadu	2.90	0.26	2.64	8.96%
U.P.(E)	0.95	0.03	0.91	3.69%
U.P.(W)	0.99	0.06	0.93	6.18%
Kolkata	1.01	0.002	1.01	0.21%
West Bengal	0.51	0.10	0.41	20.28%
<b>All India</b>	<b>33.79</b>	<b>2.88</b>	<b>30.92</b>	<b>8.51</b>

32. In the above table, it can be seen that Kerala service area has maximum percentage of rural subscribers 43.13% followed by Himachal Pradesh 30.49% of their total wireline subscribers at the end of Mar-24.

**Table 1.25: Service Area wise Wireline Tele-density**

Service Area	As on 31 <sup>st</sup> March, 2023			As on 31 <sup>st</sup> March, 2024		
	Rural Tele-density (%)	Urban Tele-density (%)	Total Tele-density (%)	Rural Tele-density (%)	Urban Tele-density (%)	Total Tele-density (%)
Andhra Pradesh	0.39	5.97	2.69	1.31	7.63	3.96
Assam	0.08	4.66	0.79	0.09	5.46	0.93
Bihar	0.04	2.45	0.42	0.06	3.38	0.58
Delhi	-	-	18.99	-	-	20.36
Gujarat	0.20	3.17	1.66	0.19	4.12	2.15
Haryana	0.54	2.85	1.51	0.68	3.64	1.94
Himachal Pradesh	0.69	12.67	1.92	0.75	14.92	2.22
Jammu & Kashmir	0.17	7.84	2.51	0.18	8.93	2.88
Karnataka	0.33	9.94	4.60	0.25	10.87	5.02
Kerala	7.54	2.66	3.85	8.24	3.13	4.28
Madhya Pradesh	0.07	3.79	1.13	0.08	4.96	1.48
Maharashtra (incl. Mumbai)*	0.23	7.34	3.70	0.22	7.90	3.99
North East	0.15	3.64	1.36	0.16	4.37	1.65
Orissa	0.12	4.21	0.89	0.12	5.29	1.10
Punjab	0.91	7.45	3.79	1.40	9.93	5.19
Rajasthan	0.10	3.63	1.04	0.11	4.31	1.24
Tamil Nadu (incl. Chennai)	0.75	5.55	3.35	0.73	6.15	3.68
Uttar Pradesh (incl. UPE & UPW)	0.04	2.37	0.61	0.05	2.97	0.77
West Bengal (incl. Kolkata)*	0.18	3.43	1.38	0.17	3.77	1.51
<b>All India</b>	<b>0.25</b>	<b>5.36</b>	<b>2.05</b>	<b>0.32</b>	<b>6.21</b>	<b>2.41</b>

\* Population data/projections are available state-wise only

**Note:**

1. Tele-density figures are derived from the subscriber data provided by the operators and the projection of population.
2. With effect from 1<sup>st</sup> January, 2020, the projection of population is based on the 'Report of the Technical Group on Population Projections for India and States 2011 – 2036', which is available under the link [https://main.mohfw.gov.in/sites/default/files/Population%20Projection%20Report%202011-2036%20-%20upload\\_compressed\\_0.pdf](https://main.mohfw.gov.in/sites/default/files/Population%20Projection%20Report%202011-2036%20-%20upload_compressed_0.pdf)
3. The bifurcation of rural and urban subscriber data provided by the operators is based on different sources. E.g. one operator is deriving information from <https://censusindia.gov.in/census.website/> while others are procuring the data from concerned authorities/third party.
4. Data/information for Andhra Pradesh includes Telengana, Madhya Pradesh includes Chhatishgarh, Bihar includes Jharkhand, Maharashtra includes Goa, Uttar Pradesh includes Uttarakhand, West Bengal includes Sikkim and North-East includes Arunachal Pradesh, Manipur, Meghalaya, Mizoram, Nagaland & Tripura states

**Table 1.26: State/UT wise Wireline Subscriber base  
as on 31.03.2024**

Sl. No.	States/UT	Wireline Subscribers (in million)		
		Total	Rural	Urban
1	Andhra Pradesh	2.28	0.64	1.65
2	Arunachal Pradesh	0.02	0.003	0.02
3	Assam	0.34	0.03	0.31
4	Bihar	0.62	0.06	0.56
5	Chhattisgarh	0.37	0.02	0.35
6	Goa	0.06	0.01	0.05
7	Gujarat	1.58	0.07	1.51
8	Haryana	0.77	0.12	0.65
9	Himachal Pradesh	0.17	0.05	0.12
10	Jharkhand	0.35	0.02	0.33
11	Karnataka	3.42	0.09	3.33
12	Kerala	1.53	0.66	0.87
13	Madhya Pradesh	1.38	0.05	1.33
14	Maharashtra Incl. Mumbai	5.09	0.13	4.96
15	Manipur	0.06	0.004	0.06
16	Meghalaya	0.06	0.003	0.06
17	Mizoram	0.04	0.001	0.04
18	Nagaland	0.04	0.0005	0.03
19	Odisha	0.49	0.04	0.45
20	Punjab	1.43	0.25	1.19
21	Rajasthan	1.01	0.07	0.95
22	Sikkim	0.01	0.001	0.01
23	Tamil Nadu	2.84	0.25	2.59
24	Telangana	1.35	0.06	1.28
25	Tripura	0.05	0.01	0.04
26	Uttar Pradesh (UPE+UPW)	1.84	0.07	1.78
27	Uttarakhand	0.37	0.03	0.34
28	West Bengal Incl. Kolkata	1.47	0.08	1.39
<b>Union Territories</b>				
1	Andaman & Nicobar Islands	0.04	0.02	0.02
2	Chandigarh	0.24	0.006	0.23
3	Dadra and Nagar Haveli and Daman and Diu	0.01	0.001	0.01
4	Delhi	3.98	0.0003	3.98
5	Jammu & Kashmir	0.40	0.02	0.38
6	Ladakh	0.003	0.001	0.002
7	Lakshdweep	0.007	0.003	0.003
8	Puduchery	0.06	0.01	0.05
<b>Total</b>		<b>33.79</b>	<b>2.88</b>	<b>30.92</b>

**Table 1.27: State/UT wise Wireline Tele-density  
as on 31.03.2024**

Sl.No.	State/UT	Wireline Tele-density		
		Total (%)	Rural (%)	Urban (%)
1	Andhra Pradesh	4.28	1.89	8.32
2	Arunachal Pradesh	1.13	0.22	3.71
3	Assam	0.93	0.09	5.46
4	Bihar	0.48	0.05	3.55
5	Chhattisgarh	1.20	0.07	4.20
6	Goa	3.77	4.00	3.70
7	Gujarat	2.18	0.19	4.23
8	Haryana	2.52	0.70	4.96
9	Himachal Pradesh	2.22	0.75	14.92
10	Jharkhand	0.88	0.08	3.13
11	Karnataka	5.02	0.25	10.87
12	Kerala	4.27	8.20	3.13
13	Madhya Pradesh	1.58	0.09	5.21
14	Maharashtra Incl. Mumbai	4.00	0.20	7.98
15	Manipur	1.97	0.18	5.65
16	Meghalaya	1.86	0.12	8.54
17	Mizoram	2.98	0.12	5.29
18	Nagaland	1.56	0.05	3.23
19	Odisha	1.10	0.12	5.29
20	Punjab	4.63	1.37	9.09
21	Rajasthan	1.24	0.11	4.31
22	Sikkim	0.90	0.21	1.56
23	Tamil Nadu	3.68	0.70	6.21
24	Telangana	3.51	0.31	6.89
25	Tripura	1.09	0.23	2.36
26	Uttar Pradesh (UPE + UPW)	0.77	0.04	3.09
27	Uttarakhand	3.11	0.41	7.84
28	West Bengal incl. Kolkata	1.48	0.13	3.75
<b>Union Territories</b>				
1	Andaman & Nicobar Islands	10.68	10.43	11.00
2	Chandigarh	19.22	-	-
3	Dadra and Nagar Haveli and Daman and Diu	0.55	0.41	0.58
4	Delhi	18.28	0.38	18.34
5	Jammu & Kashmir	2.92	0.18	9.08
6	Ladakh	1.01	0.34	2.43
7	Lakshdweep	9.69	-	-
8	Puduchery	3.64	2.64	4.07
<b>Total</b>		<b>2.41</b>	<b>0.32</b>	<b>6.21</b>

## Public Call Offices (PCO)

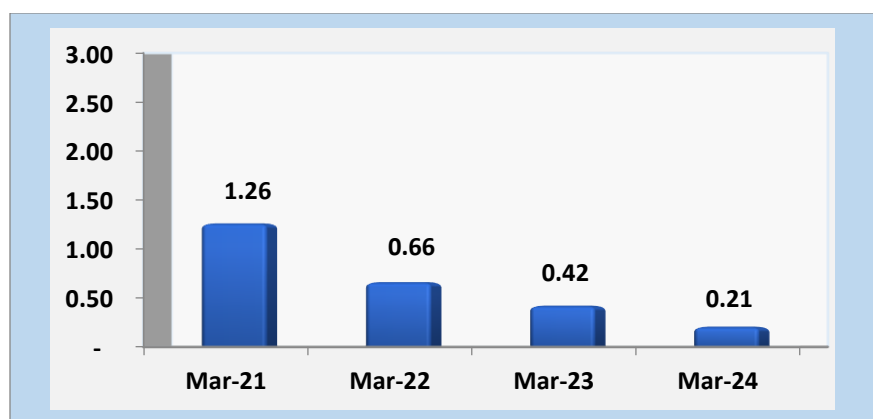
33. Total number of PCOs in the country decreased from 0.42 lakh at the end of Mar-23 to 0.21 lakh at the end of Mar-24 with yearly declining rate of 50.99%. Detailed table of service provider wise PCOs is available at **Annexure -1.3**.

**Table 1.28: Rate of change & Market share of PCOs**

Service Provider	Mar-23	Mar-24	Rate of change (%)	Market share (%) (Mar-24)
BSNL	32,301	15,411	-52.29%	74.62%
MTNL	9,492	4,957	-47.78%	24.00%
Quadrant	342	284	-16.96%	1.38%
<b>Total</b>	<b>42,135</b>	<b>20,652</b>	<b>-50.99%</b>	<b>100%</b>

34. M/s BSNL is the market leader in term of number of PCOs with 74.62% market share of total number of PCOs followed by MTNL with 24% at the end of Mar-24.
35. It may be seen in the following chart that the number of PCOs in India continuously showing year-on-year declining trend. The following chart depicts the trend of number of PCOs in last four years.

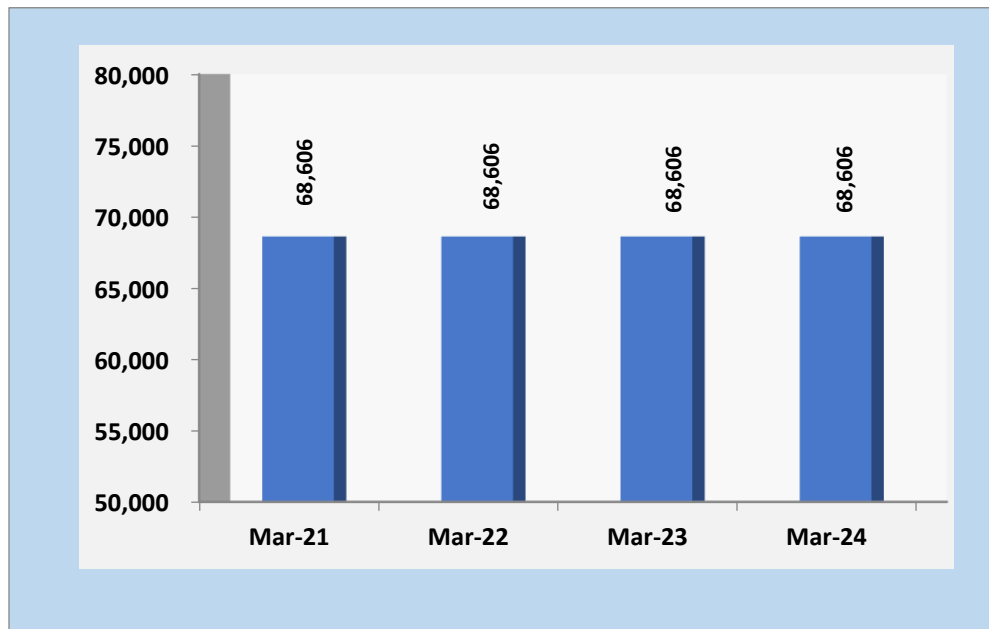
**Chart 1.10: Trend of Number of PCOs in India (in lakh)**



### Village Public Telephones (VPTs)

36. There are 6,40,930 inhabited villages in India as per census 2011. At the end of Mar-24, 10.70% of the total inhabited villages in India have been connected by VPTs.
37. Number of VPTs remained same i.e. 68,606 at the end of Mar-24 as were at the end of Mar-23. As per the information received in TRAI as on December, 2024 only M/s BSNL is providing VPT service in India. Service area wise detailed table of VPT is available at Annexure -1.4.
38. The following chart depicts the trend of number of VPTs in India during last four years.

**Chart 1.11: Trend of Number of VPTs in India**



## Section D : Internet Service

39. This section summarizes information submitted by 1194 operators at the end of Mar-2024. **Part-I** consists of information of Internet services (both narrowband and broadband), **Part-II** consists of broadband services and **Part-III** covers narrowband services.

### **Part-I : Internet<sup>†</sup> Service (broadband<sup>‡</sup> + narrowband)**

40. This report is compiled on the revised definition of Broadband Speed i.e. minimum download speed is 2Mbps. As per reports received from 1194 operators, total number of internet subscribers increased from 881.25 million at the end of Mar-23 to 954.40 million at the end of Mar-24 with yearly growth rate of 8.30%. Out of total 954.40 million internet subscribers, number of broadband subscribers is 924.07 million and number of narrowband subscribers is 30.34 million at the end of Mar-24.
41. Wireless Internet subscribers increased from 847.31 million at the end of Mar-23 to 914.13 million at the end of Mar-24 with yearly growth rate of 7.89%. Wired Internet subscribers also increased from 33.94 million at the end of Mar-23 to 40.27 million at the end of Mar-24 with yearly growth rate of 18.64%.
42. Number of Broadband subscribers increased from 846.57 million at the end of Mar-23 to 924.07 million at the end of Mar-24 with yearly growth rate of 9.15%. The number of Narrowband subscribers decreased from 34.69 million at the end of Mar-23 to 30.34 million at the end of Mar-24 with yearly rate of decline of 12.53%.

---

<sup>†</sup> Internet: Interconnected global networks that use the internet protocol.

<sup>‡</sup> Broadband: Broadband is a data connection that is able to support interactive services including Internet access and has the capability of the minimum download speed of 2 Mbps to an individual subscriber from the point of presence (POP) of the service provider intending to provide Broadband service.

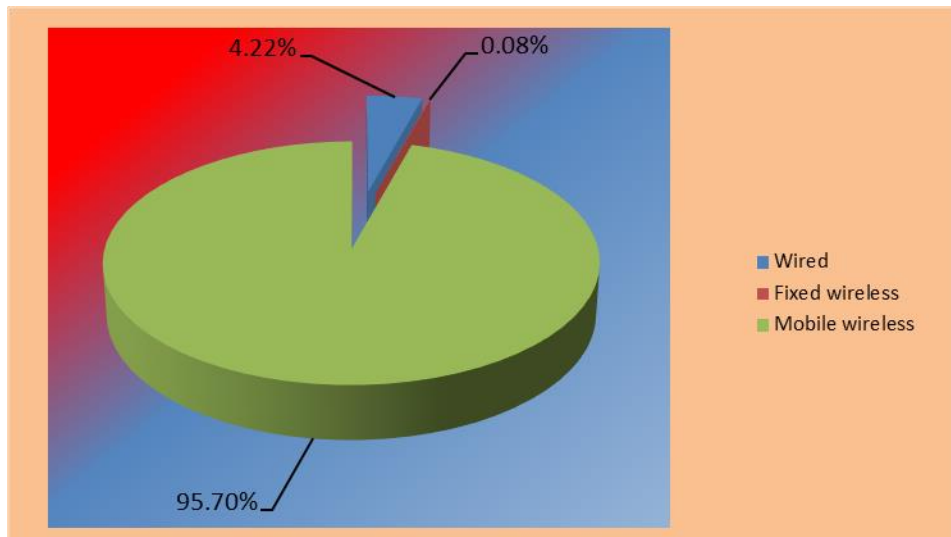
(Source – DoT)

**Table 1.29 : Trend of Internet subscriber base**

Segment	Mode of Access								Total Subscribers (in million)	
	Wired Subscribers (in million)		Wireless Subscribers (in million)							
			Fixed Wireless (Wi-Fi, Wi-Max, Radio & VSAT)		Mobile Wireless (Phone + Dongle)		Total Wireless			
	Mar-23	Mar-24	Mar-23	Mar-24	Mar-23	Mar-24	Mar-23	Mar-24	Mar-23	Mar-24
Broadband	33.49	40.06	1.09	0.79	811.98	883.22	813.08	884.01	846.57	924.07
Narrowband	0.45	0.22	0.01	0.003	34.23	30.12	34.24	30.12	34.69	30.34
<b>Total</b>	<b>33.94</b>	<b>40.27</b>	<b>1.10</b>	<b>0.79</b>	<b>846.21</b>	<b>913.34</b>	<b>847.31</b>	<b>914.13</b>	<b>881.25</b>	<b>954.40</b>

43. The following charts present the composition of Internet Subscribers by mode of access and composition of Broadband & Narrowband subscription.

**Chart 1.12: Composition of Internet subscription as on 31<sup>st</sup> March, 2024**



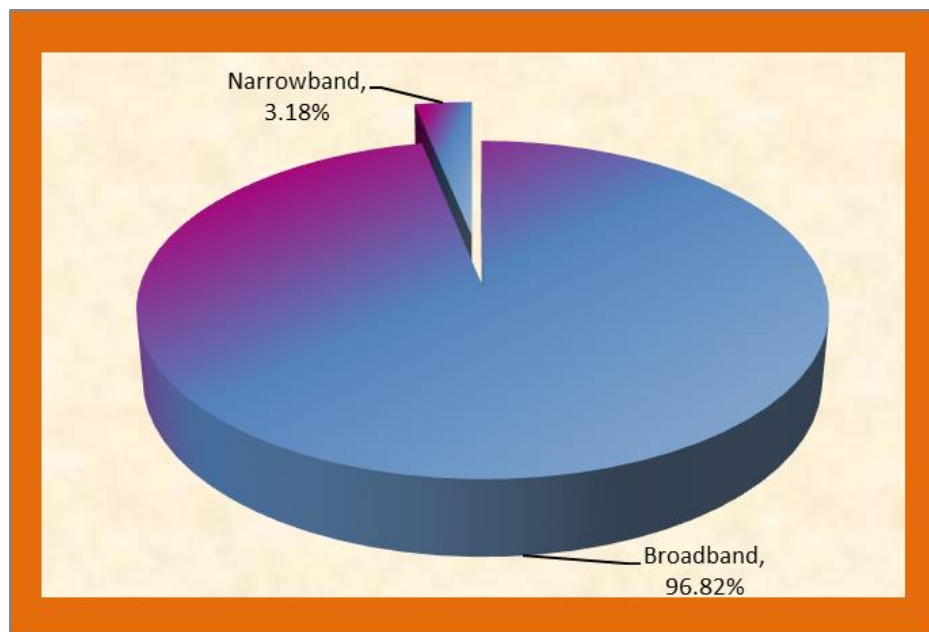
44. More than 95% of total internet subscribers use wireless mobile technology to access internet services.

45. Out of total internet subscription, the share of broadband subscription is 96.82% and the share of narrowband subscription is only 3.18% as



on 31<sup>st</sup> March, 2024. The following chart depicts the composition of market share of broadband and narrowband subscriptions.

**Chart 1.13 : Composition of Broadband & Narrowband subscription as on 31<sup>st</sup> March, 2024**



46. Number of rural internet subscribers increased from 357.99 million at the end of Mar-23 to 398.35 million at the end of Mar-24 and the number of urban internet subscribers also increased from 523.26 million to 556.05 million during the same period.
47. Out of 924.07 million broadband subscribers, number of rural broadband subscribers is 386.53 million and number of urban broadband subscribers is 537.54 million.
48. Out of 30.34 million narrowband subscribers, number of rural narrowband subscribers is 11.82 million and number of urban narrowband subscribers is 18.52 million.
49. The service area wise urban/rural break up of internet subscribers (narrowband and broadband) as on 31<sup>st</sup> March, 2024 is as per the following table: -

**Table 1.30: Service Area wise Break up of Rural-Urban internet subscriber base (in millions), as on 31.03.2024**

Telecom Service Area	Narrowband		Broadband		Total Internet	
	Rural	Urban	Rural	Urban	Rural	Urban
Andhra Pradesh	1.04	0.99	29.95	39.22	30.99	40.21
Assam	0.21	0.10	12.54	6.92	12.75	7.02
Bihar	1.53	0.57	46.48	25.25	48.01	25.82
Delhi	0.09	5.57	1.26	49.59	1.35	55.16
Gujarat	0.35	0.57	18.50	37.00	18.85	37.57
Haryana	0.23	0.75	9.41	10.01	9.64	10.76
Himachal Pradesh	0.06	0.05	3.97	2.52	4.03	2.58
Jammu & Kashmir	0.12	0.07	4.46	5.23	4.58	5.30
Karnataka	1.25	2.64	19.54	34.45	20.79	37.09
Kerala	0.48	0.60	15.45	17.21	15.93	17.81
Kolkata	0.03	0.37	1.41	17.63	1.43	18.00
Madhya Pradesh	0.70	0.56	27.85	36.79	28.55	37.34
Maharashtra	0.85	0.90	32.48	45.72	33.34	46.62
Mumbai	0.01	0.88	1.24	30.09	1.26	30.97
North East	0.07	0.07	5.30	4.86	5.37	4.93
Orissa	0.34	0.12	15.81	8.28	16.15	8.40
Punjab	0.20	0.42	9.66	18.63	9.85	19.05
Rajasthan	0.60	0.66	25.15	26.07	25.75	26.73
Tamil Nadu	0.66	1.09	16.93	43.78	17.58	44.87
Uttar Pradesh(East)	1.79	0.64	43.45	31.76	45.24	32.41
Uttar Pradesh(West)	0.46	0.66	22.22	26.22	22.68	26.88
West Bengal	0.74	0.24	23.49	20.32	24.22	20.56
<b>Total</b>	<b>11.82</b>	<b>18.52</b>	<b>386.53</b>	<b>537.54</b>	<b>398.35</b>	<b>556.05</b>
<b>Grand Total</b>	<b>30.34</b>		<b>924.07</b>		<b>954.40</b>	

**Table 1.31: State/UT wise Break up of Rural-Urban internet subscriber base (in millions), as on 31.03.2024**

S.No.	State(s)	Narrowband		Broadband		Total (Mar-2024)	
		Rural	Urban	Rural	Urban	Rural	Urban
1	Andhra Pradesh	0.60	0.54	17.29	17.18	17.89	17.72
2	Arunachal Pradesh	0.01	0.01	0.52	0.36	0.53	0.37
3	Assam	0.21	0.10	12.54	6.92	12.75	7.02
4	Bihar	1.28	0.37	35.75	16.80	37.03	17.17
5	Chattisgarh	0.16	0.13	8.23	8.71	8.39	8.84
6	Goa	0.04	0.05	0.79	1.54	0.83	1.59
7	Gujarat	0.35	0.56	18.22	36.46	18.56	37.02
8	Haryana	0.24	1.61	9.72	18.10	9.96	19.71
9	Himachal Pradesh	0.06	0.05	3.97	2.52	4.03	2.58
10	Jharkhand	0.25	0.20	10.72	8.45	10.98	8.64
11	Karnataka	1.25	2.64	19.54	34.45	20.79	37.09
12	Kerala	0.46	0.60	15.42	17.20	15.88	17.81
13	Madhya Pradesh	0.54	0.43	19.62	28.07	20.17	28.50
14	Maharashtra incl. Mumbai	0.83	1.73	32.94	74.26	33.76	75.99
15	Manipur	0.01	0.01	0.93	1.29	0.95	1.30
16	Meghalaya	0.02	0.01	1.31	0.74	1.32	0.75
17	Mizoram	0.01	0.01	0.53	0.70	0.53	0.71
18	Nagaland	0.01	0.01	0.97	0.67	0.98	0.68
19	Odisha	0.34	0.12	15.81	8.28	16.15	8.40
20	Punjab	0.19	0.37	9.61	17.30	9.81	17.66
21	Rajasthan	0.60	0.66	25.15	26.07	25.75	26.73
22	Sikkim	0.004	0.001	0.30	0.29	0.31	0.29
23	Tamil Nadu incl. Chennai	0.62	0.94	16.60	43.06	17.23	44.00
24	Telangana	0.43	0.46	12.67	22.03	13.10	22.49
25	Tripura	0.02	0.02	1.04	1.10	1.06	1.12
26	Uttar Pradesh (UPE+UPW)	2.22	2.58	61.55	63.18	63.77	65.76
27	Uttarakhand	0.07	0.07	4.82	4.88	4.90	4.95
28	West Bengal incl. Kolkata	0.76	0.60	24.39	37.43	25.15	38.04
<b>Union Territories</b>							
1	Andaman & Nicobar Islands	0.003	0.003	0.20	0.21	0.20	0.21
2	Chandigarh	0.001	0.02	0.04	1.27	0.04	1.29
3	Dadar & Nagar Haweli (incl. Daman & Diu)	0.004	0.01	0.28	0.54	0.29	0.55
4	Delhi	0.04	3.39	0.25	31.50	0.29	34.89
5	Jammu & Kashmir	0.12	0.06	4.21	5.15	4.33	5.21
6	Ladakh	0.001	0.004	0.24	0.08	0.24	0.08
7	Lakshdweep	0.02	0.00002	0.03	0.003	0.06	0.003
8	Puduchery	0.03	0.15	0.33	0.74	0.36	0.89
<b>Total</b>		<b>11.82</b>	<b>18.52</b>	<b>386.53</b>	<b>537.54</b>	<b>398.35</b>	<b>556.05</b>
<b>Grand Total</b>		<b>30.34</b>		<b>924.07</b>		<b>954.40</b>	

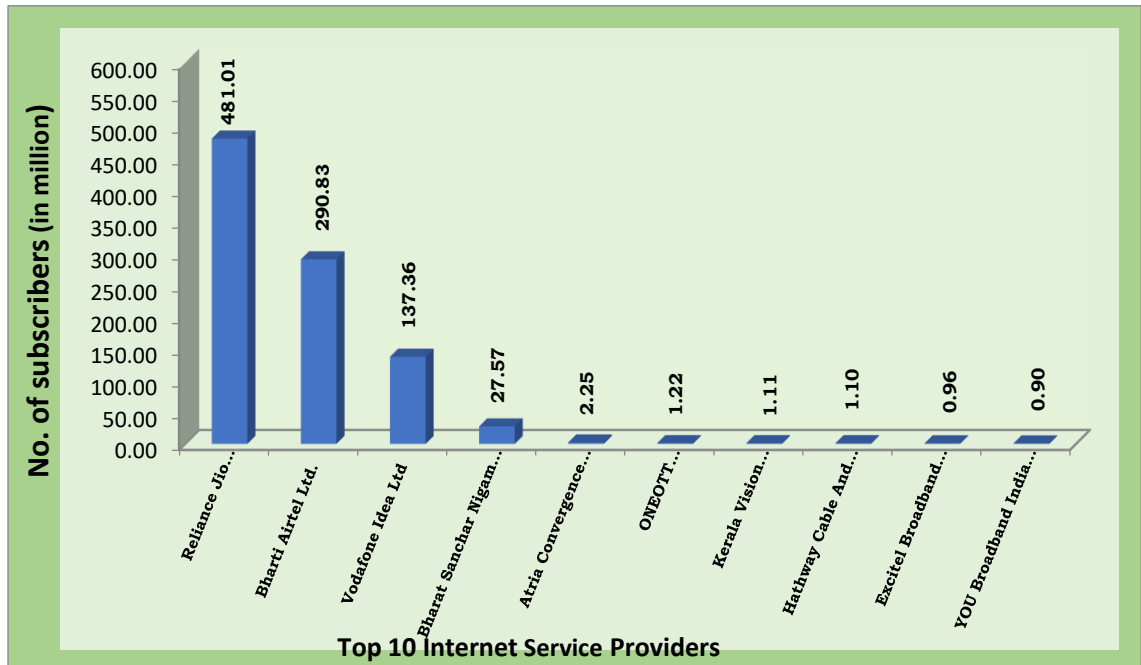
50. The following table depicts the number of internet subscribers of top ten service providers and their market share as on 31<sup>st</sup> March, 2024: -

**Table 1.32: Internet Subscriber Base and Market Share of top 10 Service Providers – 31.03.2024**

<b>S.No</b>	<b>ISP</b>	<b>No. of Subscribers (In million)</b>	<b>Share (%)</b>
1	Reliance Jio Infocomm Ltd	481.01	50.40%
2	Bharti Airtel Ltd.	290.83	30.47%
3	Vodafone Idea Ltd	137.36	14.39%
4	Bharat Sanchar Nigam Ltd.	27.57	2.89%
5	Atria Convergence Technologies Limited	2.25	0.24%
6	ONEOTT iNTERTAINMENT LIMITED	1.22	0.13%
7	Kerala Vision Broadband Ltd.	1.11	0.12%
8	Hathway Cable And Datacom Limited	1.10	0.11%
9	Excitel Broadband Private Limited	0.96	0.10%
10	YOU Broadband India Ltd.	0.90	0.09%
<b>Total of Top 10 ISPs</b>		<b>944.29</b>	<b>98.94%</b>
<b>Others</b>		<b>10.12</b>	<b>1.06%</b>
<b>Grand Total</b>		<b>954.40</b>	<b>100</b>

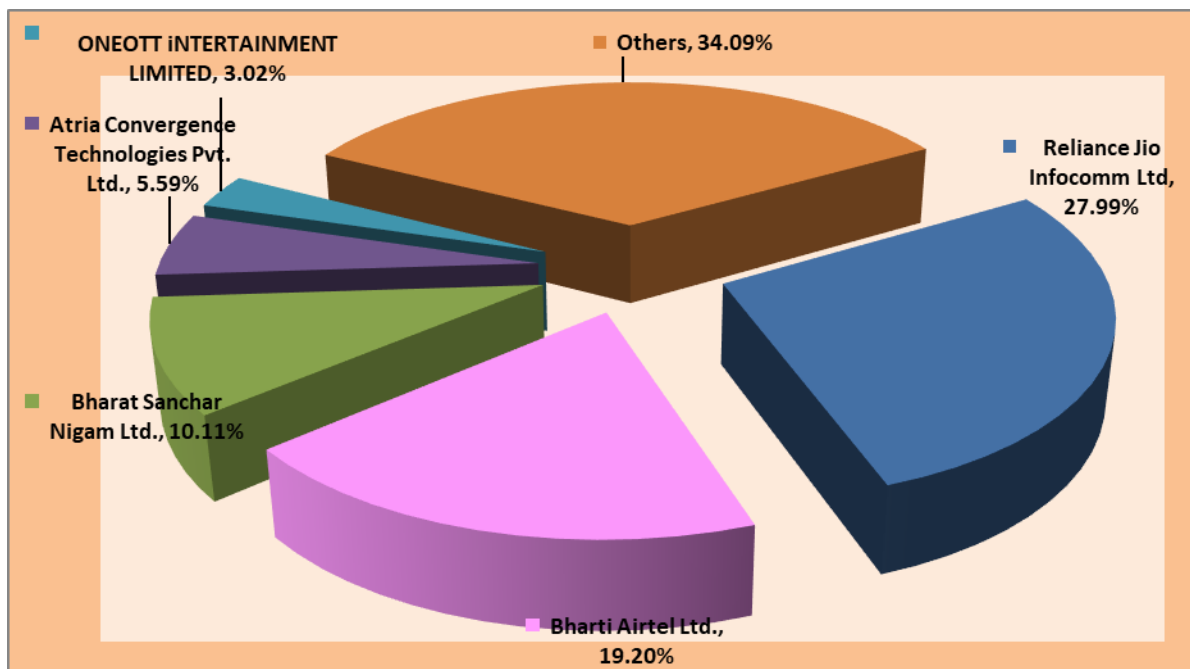
51. M/s Reliance Jio Infocomm Ltd holds the top position with 50.40% market share of total internet subscribers followed by Bharti Airtel Ltd. with 30.47%. Top 10 Service Providers together hold 98.94% share of total internet subscriber base at the end of Mar-24.
52. Detailed table of number of subscriber base (Broadband & Narrowband subscribers) of all the service providers is available at **Annexure-1.5**.

**Chart 1.14 : Subscriber base of top ten Service Providers**



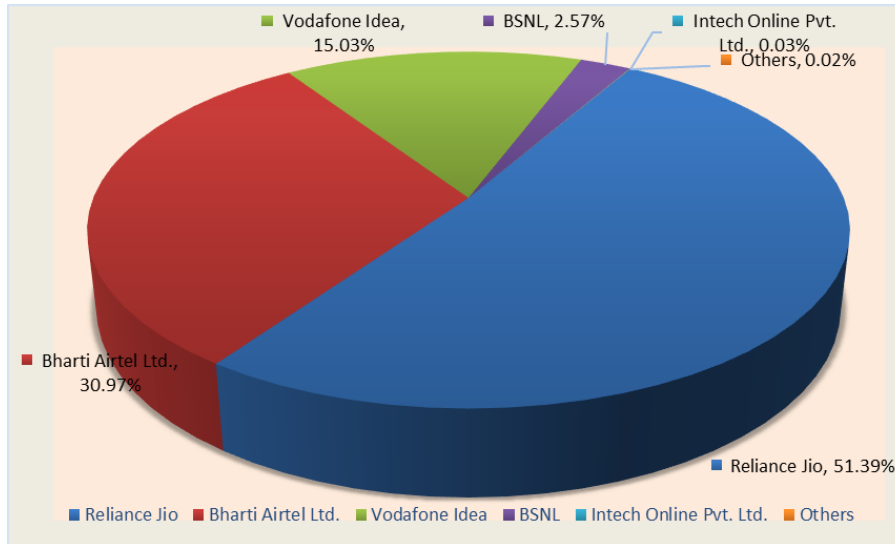
53. Out of total 40.27 million wired internet subscribers, Reliance Jio Infocomm Ltd holds 27.99% market share with 11.27 million subscribers, followed by Bharti with 7.73 million subscribers.

**Chart 1.15 : Composition of Wired Internet subscribers as on 31<sup>st</sup> March, 2024**



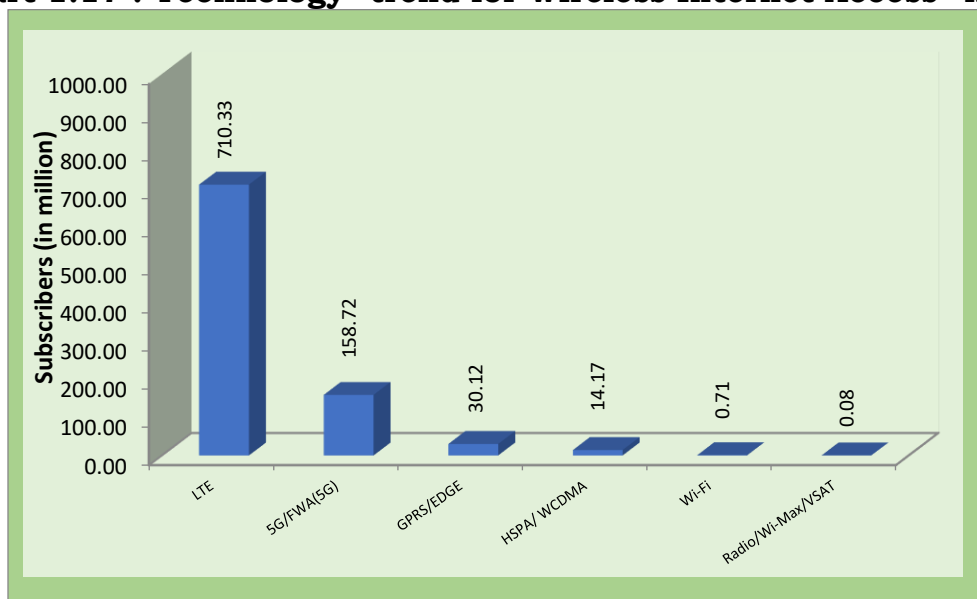
54. In wireless internet segment, Reliance Jio holds 51.39% market share with 469.73 million subscribers followed by Bharti Airtel Ltd with 30.97% and 283.10 million wireless internet subscribers at the end of Mar-24.

**Chart 1.16 : Composition of Wireless Internet subscription**



55. The following chart depicts the technology-wise distribution of wireless internet subscriptions.

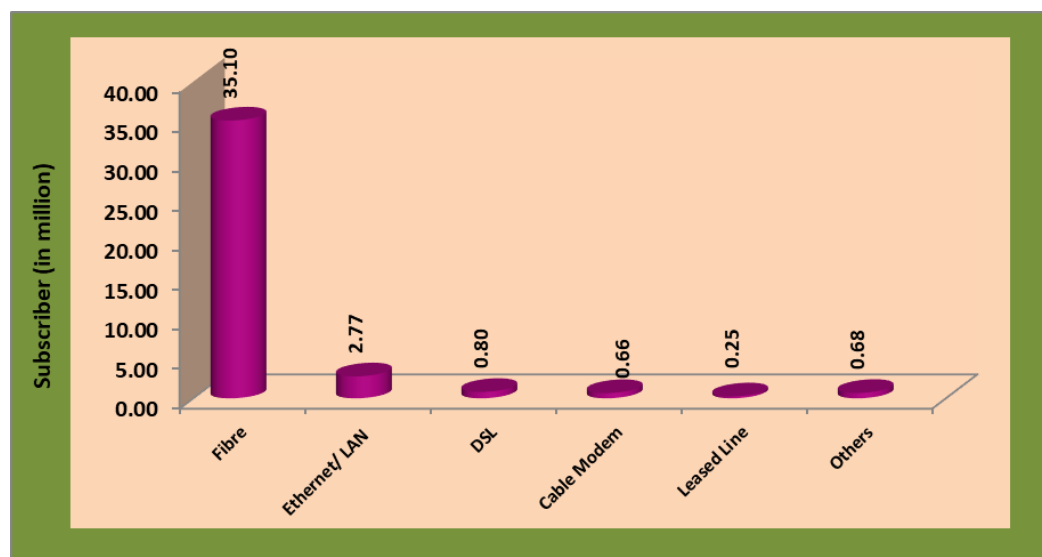
**Chart 1.17 : Technology<sup>s</sup> trend for Wireless Internet Access– Mar-24**



<sup>s</sup> Long Term Evolution (LTE), General packet Radio Service (GPRS ), Enhanced Data for GSM (Global system for mobile communications) Evolution (EDGE), High Speed Packet Access (HSPA), Wideband Code

56. The following chart depicts the technology-wise distribution of wired internet subscriptions.

**Chart 1.18 : Technology\*\* trend for Wired Internet Access – Mar-24**



57. Number of internet subscribers per 100 populations (internet tele-density) increased from 63.53 as on 31<sup>st</sup> March, 2023 to 68.19 as on 31<sup>st</sup> March, 2024. Rural internet tele-density increased from 39.84 to 44.16 and urban internet tele-density also increased from 107.11 to 111.75 from Mar-23 to Mar-24.

**Table1.33: Subscriber Base & Tele-density - Rural & Urban**

Year ending	Internet Subscribers (million)			Internet tele-density (%)		
	Rural	Urban	Total	Rural	Urban	Overall
Mar-2021	322.77	502.53	825.30	36.24	107.30	60.73
Mar-2022	331.81	493.08	824.89	37.06	102.82	60.00
Mar-2023	357.99	523.26	881.25	39.84	107.11	63.53
Mar-2024	398.35	556.05	954.40	44.16	111.75	68.19
<b>Growth Mar-23 over Mar-24</b>	<b>11.27%</b>	<b>6.27%</b>	<b>8.30%</b>	<b>10.86%</b>	<b>4.33%</b>	<b>7.34%</b>

Division Multiple Access (WCDMA), High Speed Data (HSD), High Speed Internet Access (HSIA), Wireless Fidelity (Wi-Fi), Worldwide Interoperability for Microwave Access (Wi-Max), Very Small Aperture Terminal (VSAT)

\*\* DSL – Digital Subscriber Line, LAN – Local Area Network

**Table 1.34: Service Area wise number of Internet Subscribers per 100 population at the end of Mar-24**

Service Area	Internet Subscribers (in million)			No. of Internet subscribers per 100 population		
	Rural	Urban	Total	Rural	Urban	Total
Andhra Pradesh	30.99	40.21	71.20	58.27	104.57	77.70
Assam	12.75	7.02	19.77	41.93	123.95	54.80
Bihar	48.01	25.82	73.83	33.74	97.56	43.75
Delhi	1.35	55.16	56.51	-	-	259.42
Gujarat	18.85	37.57	56.42	50.96	102.06	76.45
Haryana	9.64	10.76	20.40	55.00	82.29	66.66
Himachal Pradesh	4.03	2.58	6.60	59.84	331.78	87.96
Jammu & Kashmir	4.58	5.30	9.87	47.22	122.54	70.45
Karnataka	20.79	37.09	57.88	55.40	121.13	84.93
Kerala	15.93	17.81	33.75	197.69	63.75	93.73
Madhya Pradesh	28.55	37.34	65.90	33.86	110.09	55.73
Maharashtra	33.34	46.62	79.95	52.75	122.29	86.94
Mumbai	1.26	30.97	32.22			
North East	5.37	4.93	10.30	52.23	87.57	64.73
Orissa	16.15	8.40	24.55	44.94	99.03	55.26
Punjab	9.85	19.05	28.90	55.10	133.14	89.79
Rajasthan	25.75	26.73	52.48	42.89	121.83	64.02
Tamil Nadu	17.58	44.87	62.45	49.06	104.46	79.26
UP (East)	45.24	32.41	77.65	36.10	95.77	50.87
UP (West)	22.68	26.88	49.55			
Kolkata	1.43	18.00	19.44	40.68	102.47	63.77
West Bengal	24.22	20.56	44.78			
<b>Total</b>	<b>398.35</b>	<b>556.05</b>	<b>954.40</b>	<b>44.16</b>	<b>111.75</b>	<b>68.19</b>

\* Population data/projections are available state-wise only.

**Notes:**

1. No. of total internet subscribers per 100 population is derived from the subscriber data provided by the operators and the projection of population.
2. With effect from 1<sup>st</sup> January, 2020, the projection of population is based on the 'Report of the Technical Group on Population Projections for India and States 2011 - 2036', which is available under the link [https://main.mohfw.gov.in/sites/default/files/Population%20Projection%20Report%202011-2036%20-%20upload\\_compressed\\_0.pdf](https://main.mohfw.gov.in/sites/default/files/Population%20Projection%20Report%202011-2036%20-%20upload_compressed_0.pdf)
3. The bifurcation of rural and urban subscriber data provided by the operators is based on different sources. E.g. one operator is deriving information from <https://censusindia.gov.in/census.website/> while others are procuring the data from concerned authorities/third party.
4. Data/information for Andhra Pradesh includes Telengana, Madhya Pradesh includes Chhatisgarh, Bihar includes Jharkhand, Maharashtra includes Goa, Uttar Pradesh includes Uttarakhand, West Bengal includes Sikkim and North-East includes Arunachal Pradesh, Manipur, Meghalaya, Mizoram, Nagaland & Tripura states.



**Table 1.35: State/UT wise number of Internet Subscribers per 100 population at the end of Mar-24**

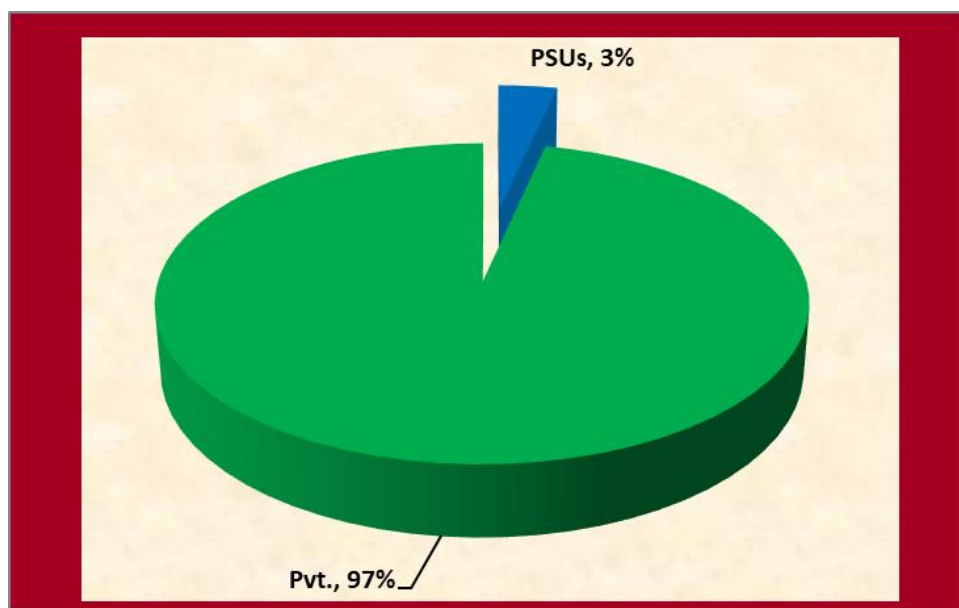
S.N.	State(s)	Total Subscribers (In million)			Tele-density (%)		
		Rural	Urban	Total	Rural	Urban	Total
1	Andhra Pradesh	17.89	17.72	35.61	53.34	89.42	66.74
2	Arunachal Pradesh	0.53	0.37	0.89	45.02	89.67	56.59
3	Assam	12.75	7.02	19.77	41.93	123.98	54.80
4	Bihar	37.03	17.17	54.21	32.82	107.87	42.10
5	Chattisgarh	8.39	8.84	17.23	37.84	105.37	56.39
6	Goa	0.83	1.59	2.41	226.62	130.21	152.48
7	Gujarat	18.56	37.02	55.58	50.50	103.74	76.73
8	Haryana	9.96	19.71	29.67	56.83	150.77	96.97
9	Himachal Pradesh	4.03	2.58	6.60	59.83	331.77	87.96
10	Jharkhand	10.98	8.64	19.62	37.26	81.94	49.04
11	Karnataka	20.79	37.09	57.88	55.40	121.13	84.93
12	Kerala	15.88	17.81	33.68	196.98	63.89	93.74
13	Madhya Pradesh	20.17	28.50	48.67	32.44	111.65	55.50
14	Maharashtra	33.76	75.99	109.75	51.77	122.13	86.12
15	Manipur	0.95	1.30	2.25	43.29	122.55	69.21
16	Meghalaya	1.32	0.75	2.07	49.30	107.22	61.28
17	Mizoram	0.53	0.71	1.24	95.45	102.67	99.44
18	Nagaland	0.98	0.68	1.66	82.57	63.83	73.69
19	Odisha	16.15	8.40	24.55	44.94	99.03	55.26
20	Punjab	9.81	17.66	27.47	54.87	135.22	88.79
21	Rajasthan	25.75	26.73	52.48	42.89	121.83	64.02
22	Sikkim	0.31	0.29	0.60	90.81	81.02	85.79
23	Tamil Nadu incl. Chennai	17.23	44.00	61.23	48.74	105.35	79.41
24	Telangana	13.10	22.49	35.59	66.68	120.65	92.96
25	Tripura	1.06	1.12	2.18	42.51	66.19	52.08
26	Uttar Pradesh (UPE+UPW)	63.77	65.76	129.53	35.30	114.13	54.36
27	Uttarakhand	4.90	4.95	9.84	65.44	115.52	83.67
28	West Bengal incl. Kolkata	25.15	38.04	63.18	40.23	102.54	63.44
<b>Union Territories</b>							
1	Andaman & Nicobar Islands	0.20	0.21	0.41	89.60	117.45	102.02
2	Chandigarh	0.04	1.29	1.32	-	-	106.40
3	Dadar & Nagar Haweli (incl. Daman & Diu)	0.29	0.55	0.84	120.04	48.69	61.25
4	Delhi	0.29	34.89	35.18	-	-	161.48
5	Jammu & Kashmir	4.33	5.21	9.55	45.67	123.41	69.63
6	Ladakh	0.24	0.08	0.32	118.37	84.10	107.46
7	Lakshdweep	0.06	0.00	0.06	-	-	85.68
8	Puduchery	0.36	0.89	1.25	71.59	75.11	74.07
<b>Total</b>		<b>398.35</b>	<b>556.05</b>	<b>954.40</b>	<b>44.16</b>	<b>111.75</b>	<b>68.19</b>

Top five Telecom Service Areas in terms of internet subscriptions (wired+wireless) are: -

S. No.	Telecom Service Area	Mar-24
1	Maharashtra	79.95
2	Uttar Pradesh East	77.65
3	Bihar	73.83
4	Andhra Pradesh	71.20
5	Madhya Pradesh	65.90

58. Share of private internet service providers in total internet subscriber base is 97%, at end of Mar-24. The following charts present the composition of market share of PSUs and Private Internet service providers.

**Chart 1.2 : Market share of PSUs and Private Internet Service Providers**



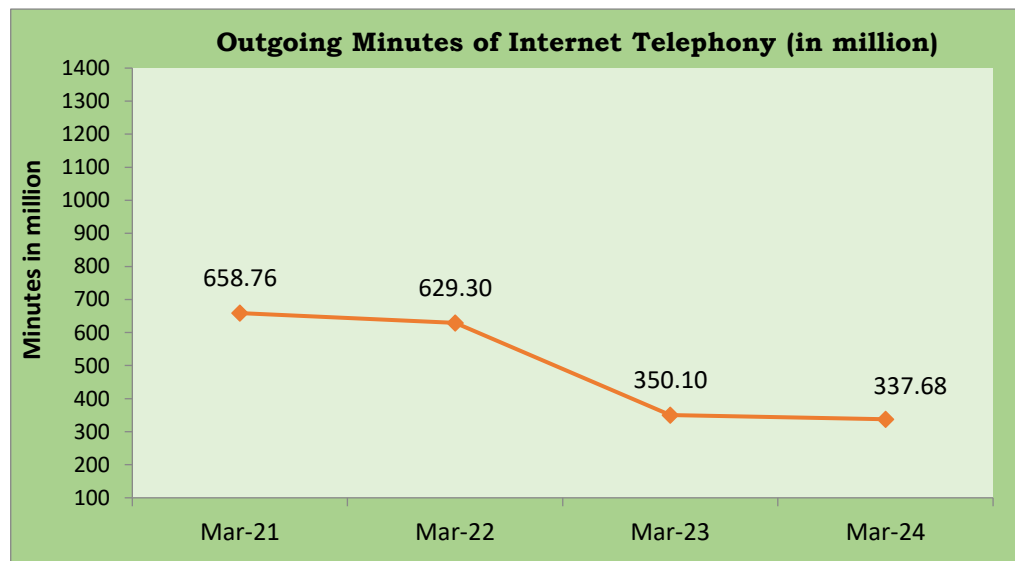
## Public WiFi Hotspot

59. A public Wi-Fi hotspot is an area where you can access Wi-Fi enabled internet. These areas are usually created in places such as malls, coffee shops, airports, stadiums, and parks to name a few. This report also includes information on Public Wi-Fi Hotspots, as on 31<sup>st</sup> March, 2024, available at **Annexure-1.6**.

## Internet Telephony<sup>††</sup>

60. As per the reports received from 14 service providers, providing Internet Telephony services, the total outgoing minutes of usage (MoU) for internet telephony is 337.68 million during the year 2023-24 as compare to 350.10 million during the year 2022-23. List of Internet Telephony Service providers is available at **Annexure-1.7**.

**Chart 1.20 : Trend in MOU for Internet Telephony**



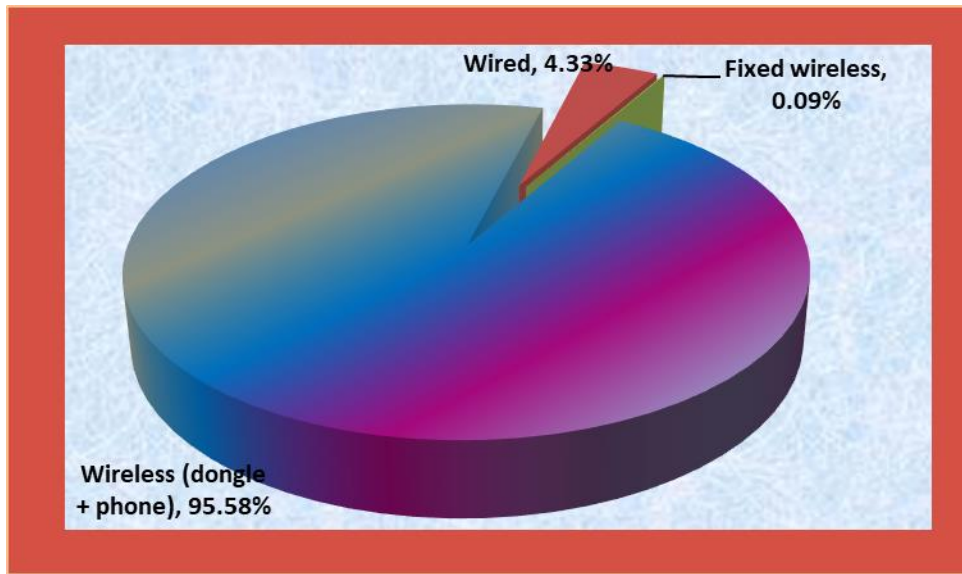
<sup>††</sup> Internet Telephony : Internet telephony is used as a generic term for the conveyance of voice, fax and related services, partially or wholly over packet-based, IP-based networks.

(Source-ITU)

## **Part-II : Broadband Service (Download Speed $\geq$ 2Mbps)**

61. The total number of broadband subscribers increased from 846.57 million at the end of Mar-23 to 924.07 million at the end of Mar-24 with yearly growth rate of 9.15%. Out of total 924.07 million number of broadband subscribers, number of wired broadband subscribers are 40.06 million and number of wireless broadband subscribers are 884.01 million at the end of Mar-24.
62. Top five broadband (wired+wireless) service providers in term of subscribers are Reliance Jio 481.01 million, Bharti Airtel 273.23 million, Vodafone Idea Ltd 127.69 million, BSNL 24.70 million and Atria Convergence 2.25 million.
63. In wired broadband segment, Reliance Jio Infocomm Ltd. holds 28.14% market share with 11.27 million subscribers followed by Bharti Airtel Ltd. with 7.73 million subscribers at the end of Mar-24.
64. In wireless broadband segment, Reliance Jio holds 53.14% market share with 469.73 million subscribers followed by Bharti Airtel Ltd 30.03% with 265.50 million subscribers at the end of Mar-24.
65. Top five service areas in respect of broadband subscriptions at the end of Mar-24 are Maharashtra 78.20 million, U.P.-East 75.21 million, Bihar 71.73 million, Andhra Pradesh 69.17 million and Madhya Pradesh 64.64 million.
66. The following chart depicts the composition of technology wise broadband subscriptions as on 31<sup>st</sup> March, 2024.

**Chart 1.21 : Composition of Broadband subscription – Technology wise**

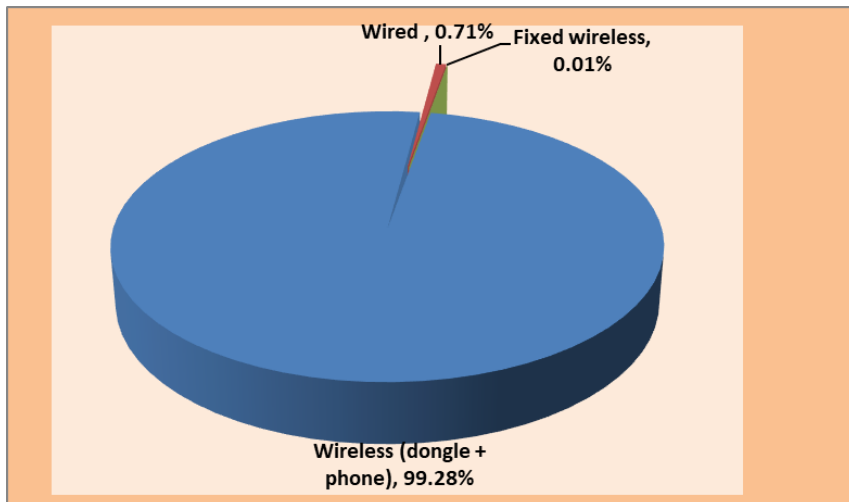


67. Mobile Device (dongle+phone) is the most popular mode of broadband access and it constitutes 95.58% of total broadband subscribers at the end of Mar-24. On the other hand, share of wired internet subscribers is only 4.33% during the same period.

**Part-III : Narrowband Service (Download Speed <2Mbps)**

- 68. Total number of narrowband subscribers decreased from 34.69 million at the end of Mar-23 to 30.34 million at the end of Mar-24 with the yearly rate of decline of 12.53%. Out of 30.34 million narrowband subscribers, number of Wired Narrowband subscribers are 0.22 million and number of Wireless Narrowband subscribers are 30.12 million, at the end of Mar-24.
- 69. The top five narrowband (wired+wireless) service providers in term of subscriber base are Bharti Airtel 17.60 million, Vodafone Idea Ltd 9.66 million, BSNL 2.87 million, YOU Broadband India Ltd. 0.18 million and MTNL 0.01 million at the end of Mar-24.
- 70. In wired narrowband segment, YOU Broadband India Ltd. hold 81.85% market share with 0.18 million subscribers followed by BSNL with 0.02 million subscribers.
- 71. In wireless narrowband segment, Bharti Airtel holds 58.42% market share with 17.60 million subscribers followed by Vodafone Idea Ltd with 9.66 million subscribers at the end of Mar-24.
- 72. The following chart depicts the composition of technology wise narrowband subscription as on 31<sup>st</sup> March, 2024.

**Chart 1.22 : Composition of Narrowband subscription – Technology wise**



## Section E : Other Value Added Services - PMRTS & VSAT

### Public Mobile Radio Trunk Services (PMRTS)

73. The subscriber base of Public Mobile Radio Trunk Service (PMRTS) decreased from 67,820 at the end of Mar-23 to 65,880 at the end of Mar-24 with yearly rate of decline of 2.86%.

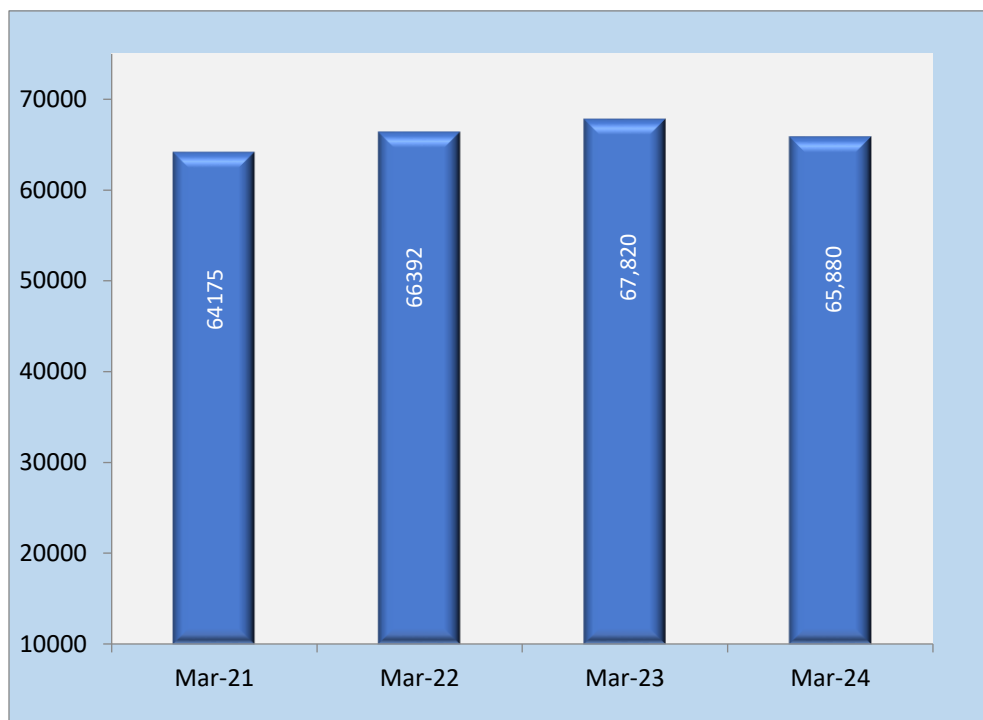
**Table 1.36: PMRTS Subscriber base - Service Provider wise**

Sl. No.	Name of the Service Provider	Subscriber Base as on 31.03.2023	Subscriber Base as on 31.03.2024	Net Addition in Subscribers	% Market share as on 31.03.2024
1	Arya Omnitalk Radio Trunking Services Pvt.Ltd.	55,506	53,076	-2430	80.56%
2	Procall Ltd.	4,246	4,320	74	6.56%
3	Quick Call	1,836	1,982	146	3.01%
4	Inative Networks Pvt Ltd	1,820	1,820	0	2.76%
5	Smartalk Pvt Ltd	1,691	1,403	-288	2.13%
6	Bhilwara Telenet Services Pvt Ltd	883	823	-60	1.25%
7	Wiwonet Solutions Pvt Ltd	1,053	1,146	93	1.74%
8	Airtalk Solutions & Services Pvt Ltd	785	1,310	525	1.99%
	<b>Total</b>	<b>67,820</b>	<b>65,880</b>	<b>-1,940</b>	<b>100</b>

74. M/s Arya Omnitalk Radio Trunking Services Pvt. Ltd. is the market leader in PMRTS with 80.56% share of total subscription as on 31<sup>st</sup> Mar-24. Detailed table on Service Area wise subscriber base of PMRTS is available at **Annexure-1.8**.

75. The following chart depicts the trend of number of PMRTS subscribers during last four years.

**Chart 1.23 : Trend of number of PMRTS subscribers**



**Very Small Aperture Terminal (VSAT)**

- 76. The total number of Very Small Aperture Terminal (VSAT) subscribers decreased from 2,56,170 at the end of Mar-23 to 2,53,250 at the end of Mar-24. Net loss in VSAT subscribers during at the end Mar-24 has been 2,920 at the yearly rate of decline of 1.14%.
  
- 77. Hughes Communication Limited continues to be the market leader with subscriber base of 1,79,732 followed by Nelco Ltd with subscriber base of 65,484 at the end of Mar-24.

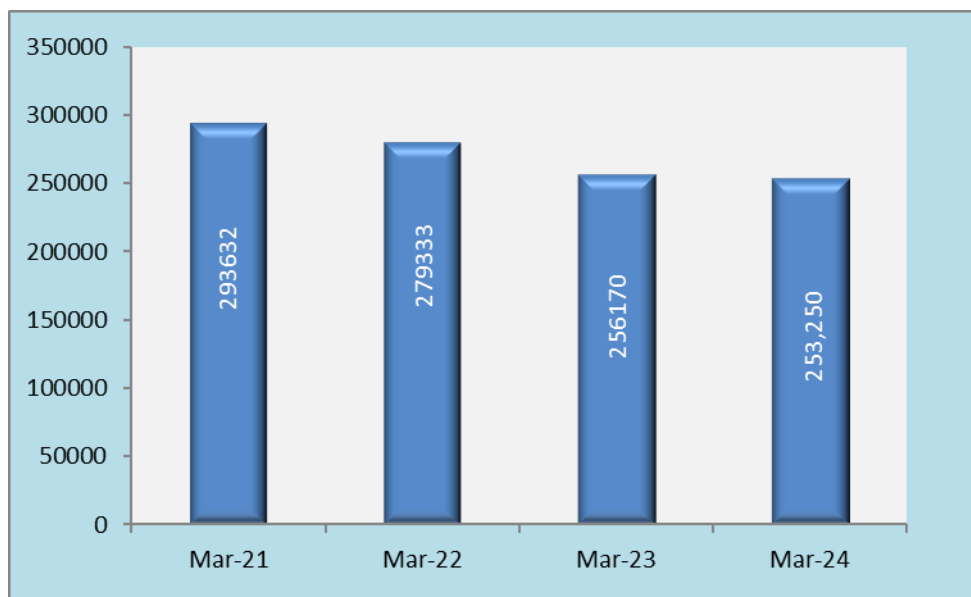


**Table 1.37: VSAT Service Providers currently providing service & their subscriber base**

Sr. No	Name of Service Providers	Subscriber base at the Quarter ending		Net Addition at the end of Mar-2024	Growth	Market Share (%) Mar-24
		Mar-23	Mar-24			
1	Hughes Communications Ltd.	1,76,150	1,79,732	3582	2.03%	70.97%
2	Nelco Ltd.	70,750	65,484	-5266	-7.44%	25.86%
3	BSNL	6,556	5,333	-1223	-18.65%	2.11%
4	Infotel Satcom	2,707	2,694	-13	-0.48%	1.06%
5	Cloudcast Digital	7	7	0	0.00%	0.003%
	<b>Total</b>	<b>2,56,170</b>	<b>2,53,250</b>	<b>-2,920</b>	<b>-1.14%</b>	<b>100</b>

78. Except M/s Hughes Communications Ltd. And M/s Cloudcast Digital, all other service providers have shown decline in their subscribers at the end of Mar-2024.

**Chart 1.24 : Trend of Number of VSAT Subscribers**



# **Chapter 2: Revenue and Usage Wireless Services**

- 
- For all the parameters, Metros indicate data for Delhi, Mumbai & Kolkata. Data for Chennai service area has been included in Circle A, as part of TN.
  - ARPU arrived after adjusting interconnect usage charges and roaming settlement charges.
  - The data contained in the section A & B covers the licensees, who have been providing service during the entire period from 1<sup>st</sup> April, 2023 to 31<sup>st</sup> March, 2024 in the various service areas.

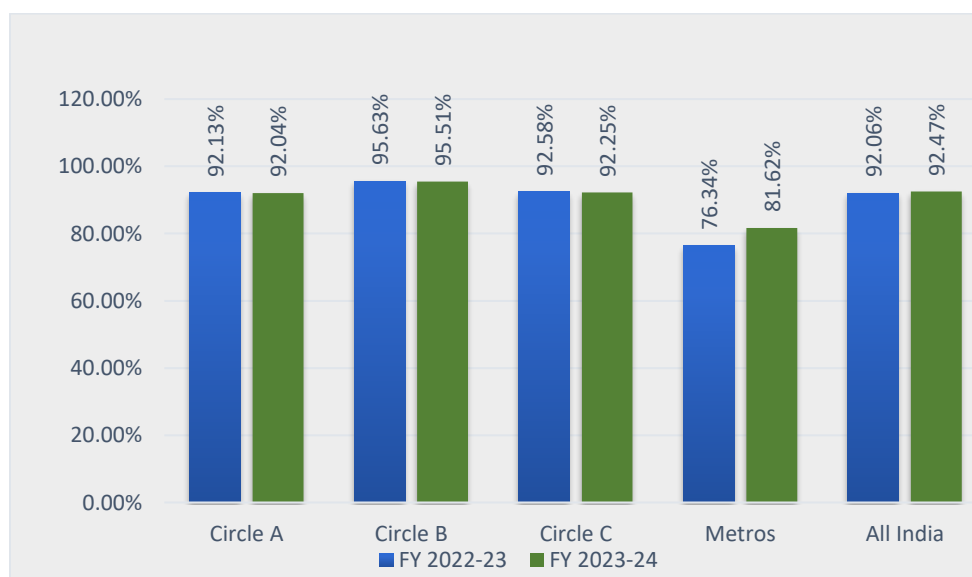
- The following table presents a Key Indicators of Wireless Revenue and Usage for the year 2023-24 compared to the previous year 2022-23 and yearly growth.

**Table 2.1 : Key Indicators – Wireless Service**

Parameter	2022-23	2023-24	Yearly Changes (%)
Share of prepaid subscribers	92.06%	92.47%	0.44%
Incoming MOUs per subscriber per month	459.67	482.70	5.01%
Outgoing MOUs per subscriber per month	459.46	479.91	4.45%
Total MOUs per subscriber per month	919.14	962.61	4.73%
No. of outgoing SMS per subscriber per month	12.83	11.41	12.43%
Average Revenue per user (ARPU) per month (Rs.)	138.75	149.25	7.57%

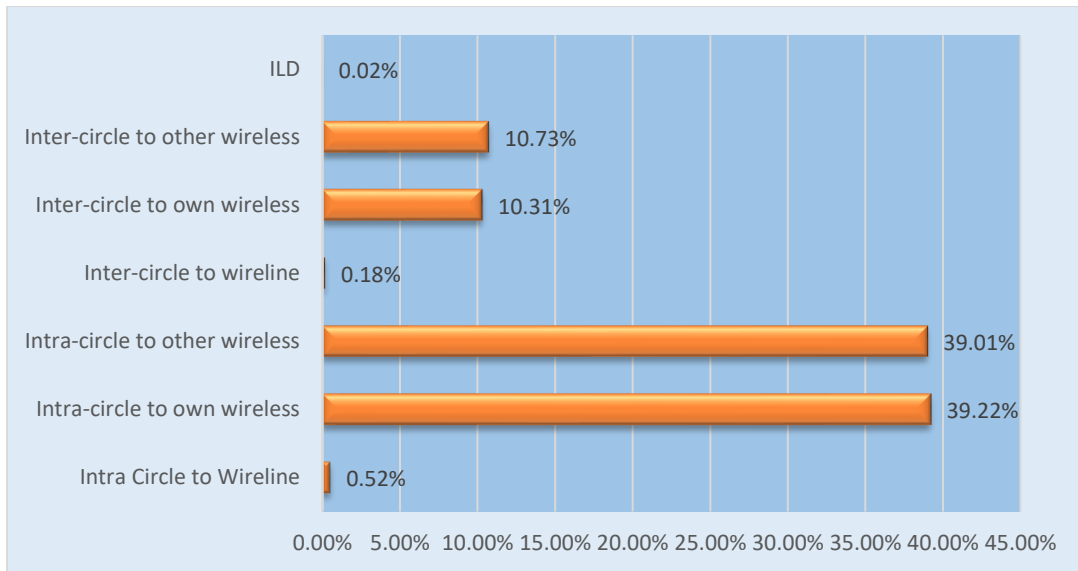
- Share of prepaid wireless subscriber over total wireless subscribers increased from 92.06% in 2022-23 to 92.47% in 2023-24. The following chart depicts Category-wise share (%) of wireless prepaid subscribers during the year 2022-23 and 2023-24.

**Chart 2.1: % Share of Prepaid Subscribers over total wireless subscribers**



3. The following chart depicts % break-up of outgoing minutes from Home Service Area to inter-circles and intra-circles for wireless service: -

**Chart 2.2: % break-up of outgoing minutes from Home Service Area (HSA) during the year 2023-24**



**A. Average Revenue Per User**

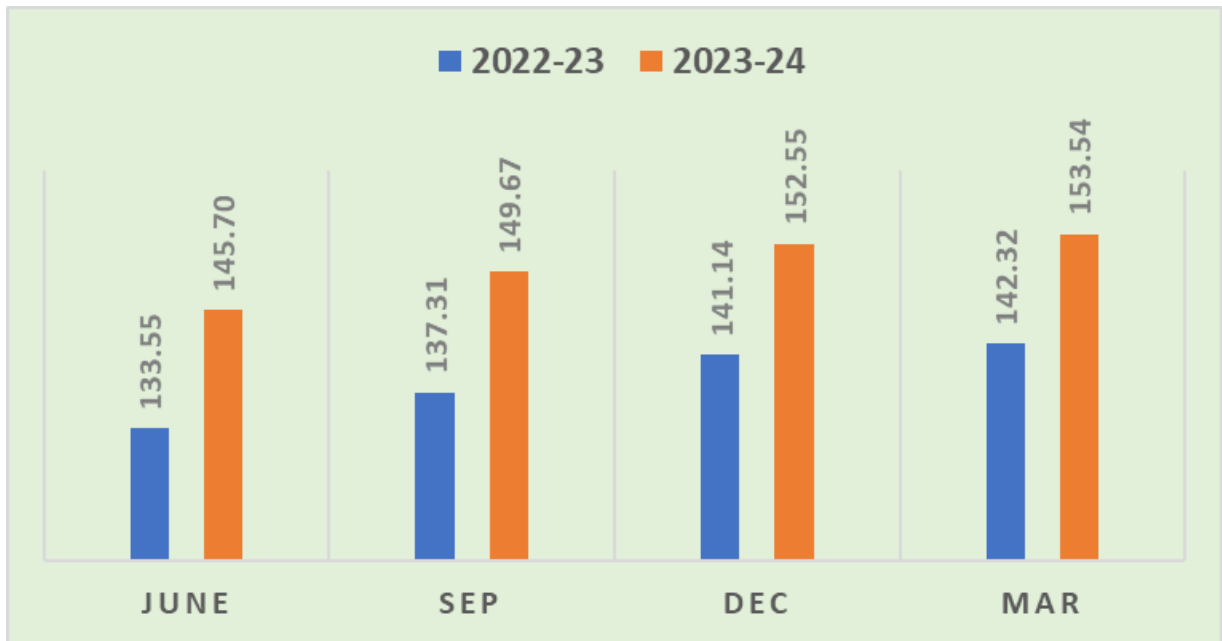
4. Average Revenue Per User (ARPU) per month for wireless service increased from Rs.138.75 during 2022-23 to Rs.149.25 in 2023-24, thereby showing a yearly growth rate of 7.57%.
5. The following table presents the ARPU per month for various categories of circles and various platforms for payment viz. post-paid and pre-paid.

**Table 2.2: Average Revenue Per User (ARPU) per month (Rs.)**

Category	Postpaid		Prepaid		Blended	
	2022-23	2023-24	2022-23	2023-24	2022-23	2023-24
Circle A	213.93	209.84	155.03	164.73	159.66	168.32
Circle B	161.58	155.20	126.90	137.98	128.42	138.75
Circle C	162.53	157.10	129.37	142.00	131.83	143.17
Metro	153.23	196.48	111.08	124.40	121.05	137.65
<b>All India</b>	<b>176.73</b>	<b>184.63</b>	<b>135.47</b>	<b>146.37</b>	<b>138.75</b>	<b>149.25</b>

- Average Revenue Per User (ARPU) per month for postpaid service increased from Rs.176.73 during the year 2022-23 to Rs.184.63 in 2023-24. ARPU per month for prepaid service also increased from Rs.135.47 to Rs.146.37 during the same period.
- The following chart presents the Quarterly trend for ARPU per month during the year 2022-23 and 2023-24.

**Chart 2.3: Trend of ARPU (Rs.) per month of Wireless Service during the quarter during the year 2022-23 and 2023-24**

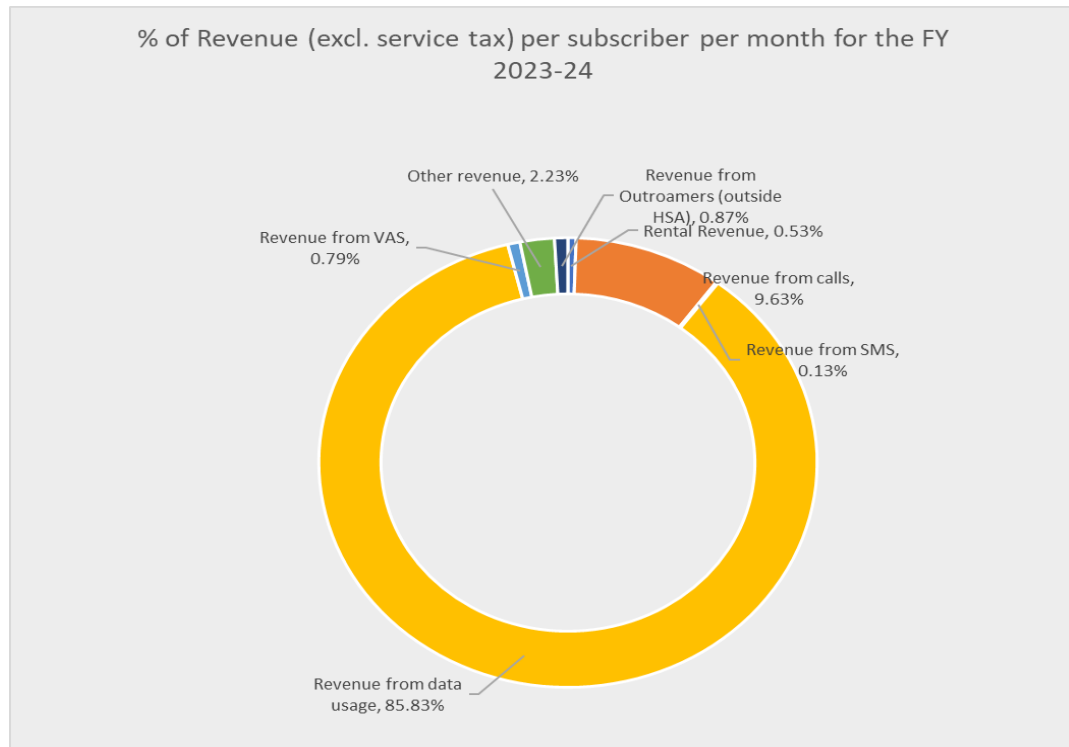


**Table 2.3 : Composition of Average Revenue Per User (ARPU)  
per month (Rs.)**

SI. No.	Item	Revenue (excl. service tax) per subscriber per month for the FY 2022-23	Revenue (excl. service tax) per subscriber per month for the FY 2023-24	% of Revenue (excl. service tax) per subscriber per month for the FY 2023-24
1	<b>A. Usage from Home Service Area</b>			
1.1.	Rental Revenue	0.81	0.83	0.53%
1.2.	Revenue from calls	15.00	15.04	9.63%
1.3.	Revenue from SMS	0.22	0.20	0.13%
1.4.	Revenue from data usage	122.99	134.01	85.83%
1.5.	Revenue from VAS	1.40	1.24	0.79%
1.6.	Other revenue	2.97	3.48	2.23%
2	<b>B. Usage outside Home Service Area</b>			
2.1	Revenue from Outroamers (outside HSA)	1.17	1.35	0.87%
3	<b>C. Total revenue from home subscribers (A+B)</b>	<b>144.56</b>	<b>156.14</b>	<b>100%</b>
4	<b>D. Revenue from inroamers and interconnect charges received</b>	25.70	22.03	
5	<b>E. Total Gross Revenue (C+D)</b>	<b>170.26</b>	<b>178.17</b>	
6	<b>F. Net inter-operable settlement charges payable</b>	-31.51	-28.93	
7	<b>Net Revenue (ARPU) (5+6)</b>	<b>138.75</b>	<b>149.25</b>	

9. The following chart presents the comparison of share of Revenue as a percentage of total Revenue during the year 2023-24.

**Chart 2.4: Composition of Revenue of wireless Service during the year 2023-24**



10. It may be seen in the above chart that revenue from data usage comprises about 85.83% of total revenue from wireless services during the year 2023-24.

**B. Usage Pattern**

11. Average Minutes of Usage (MOUs) per subscriber per month increased from 919.14 during the year 2022-23 to 962.61 in 2023-24 with yearly growth rate of 4.73%.

12. The following table presents the Minutes of Usage per subscriber per month for various categories of circles and various platforms for payment viz. post-paid and pre-paid.

**Table 2.4: - Category-wise Minutes of Usages (MOUs) per subscriber per month: -**

Segment	MOUs	Year	Circle A	Circle B	Circle C	Metros	All India
Postpaid	Outgoing MOU	2022-23	271.15	326.57	402.13	181.57	276.77
		2023-24	271.37	270.64	352.35	241.62	277.61
	Incoming MOU	2022-23	251.52	312.85	363.13	160.72	255.20
		2023-24	256.45	270.25	345.66	223.06	266.73
	<b>Total MOU</b>	<b>2022-23</b>	<b>522.67</b>	<b>639.42</b>	<b>765.25</b>	<b>342.30</b>	<b>531.97</b>
	<b>2023-24</b>	<b>527.82</b>	<b>540.89</b>	<b>698.01</b>	<b>464.68</b>	<b>544.35</b>	
Prepaid	Outgoing MOU	2022-23	427.80	467.14	576.26	513.28	475.21
		2023-24	447.00	491.58	615.13	488.07	496.38
	Incoming MOU	2022-23	421.40	475.33	601.88	472.53	477.30
		2023-24	443.66	499.42	637.25	466.43	500.28
	<b>Total MOU</b>	<b>2022-23</b>	<b>849.20</b>	<b>942.48</b>	<b>1178.14</b>	<b>985.81</b>	<b>952.51</b>
	<b>2023-24</b>	<b>890.66</b>	<b>991.00</b>	<b>1252.38</b>	<b>954.49</b>	<b>996.66</b>	
Blended	Outgoing MOU	2022-23	415.47	461.00	563.34	434.79	459.46
		2023-24	433.02	481.65	594.78	442.76	479.91
	Incoming MOU	2022-23	408.03	468.24	584.15	398.75	459.67
		2023-24	428.76	489.12	614.67	421.69	482.70
	<b>Total MOU</b>	<b>2022-23</b>	<b>823.50</b>	<b>929.24</b>	<b>1147.49</b>	<b>833.54</b>	<b>919.14</b>
	<b>2023-24</b>	<b>861.78</b>	<b>970.77</b>	<b>1209.45</b>	<b>864.46</b>	<b>962.61</b>	

13. Minutes of Usage (MOUs) per subscriber per month for postpaid services increased from 532 during the year 2022-23 to 544 in 2023-24. MoUs for prepaid services also increased from 953 to 997 during the same period.

14. Outgoing MoUs per subscriber per month increased from 459 during 2022-23 to 480 in 2023-24 and Incoming MoUs per subscriber per month also increased from 460 to 483 during the same period.



**Table 2.5: Category-wise average number of outgoing SMS per subscriber per month**

Category	Postpaid		Prepaid		Blended	
	2021-22	2022-23	2021-22	2022-23	2021-22	2022-23
Circle A	29.05	13.01	12.78	11.49	14.06	11.61
Circle B	10.13	6.68	11.30	10.61	11.25	10.43
Circle C	14.63	12.00	16.08	15.55	15.97	15.28
Metros	8.89	7.48	10.44	8.65	10.07	8.43
<b>All India</b>	<b>16.75</b>	<b>9.99</b>	<b>12.50</b>	<b>11.53</b>	<b>12.83</b>	<b>11.41</b>

15. Average number of outgoing SMS per subscriber per month decreased from 12.83 during year 2022-23 to 11.41 in 2023-24.
16. The following table presents the percentage break-up of outgoing minutes of usage from home service area to various categories of termination networks.

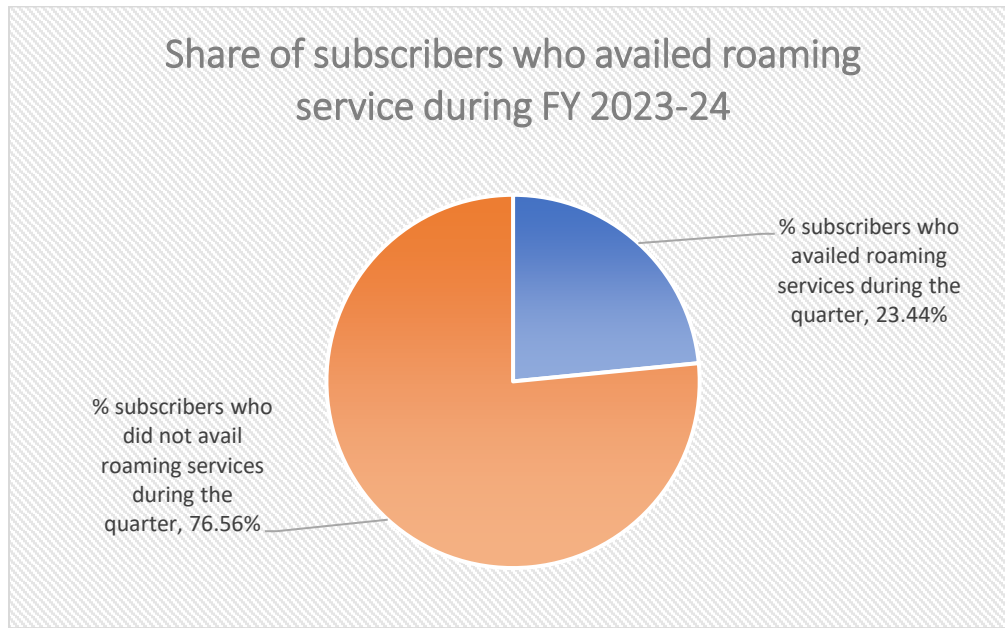
**Table 2.6: Category-wise % break-up of outgoing minutes from Home Service Areas (HSA) for wireless service, at the end of Mar-2024**

Category	Intra Circle to Wireline	Intra-circle to own wireless	Intra-circle to other wireless	Inter-circle to wireline	Inter-circle to own wireless	Inter-circle to other wireless	ILD
<b>Circle A</b>	0.46%	41.80%	43.51%	0.16%	6.86%	7.18%	0.03%
<b>Circle B</b>	0.54%	38.08%	40.04%	0.16%	10.21%	10.95%	0.02%
<b>Circle C</b>	0.46%	41.92%	33.08%	0.18%	12.55%	11.80%	0.01%
<b>Metros</b>	0.80%	28.60%	31.04%	0.37%	18.56%	20.59%	0.04%
<b>All India</b>	<b>0.52%</b>	<b>39.22%</b>	<b>39.01%</b>	<b>0.18%</b>	<b>10.31%</b>	<b>10.73%</b>	<b>0.02%</b>

17. Out of total number of wireless subscribers, about 23.44% wireless subscribers availed roaming service during the year 2023-24. The

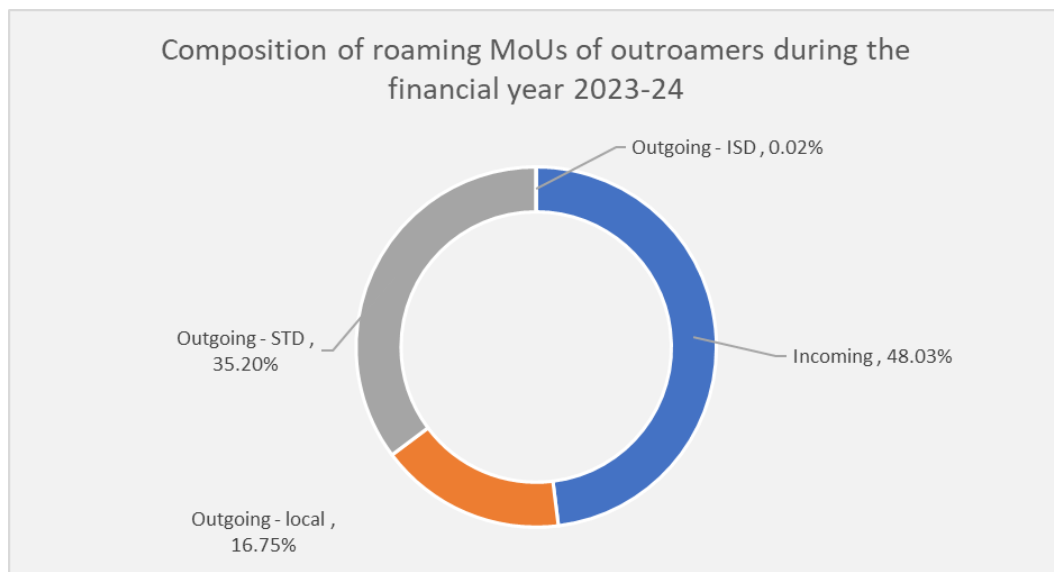
chart given below presents the share of wireless subscribers who availed roaming service during the year 2023-24.

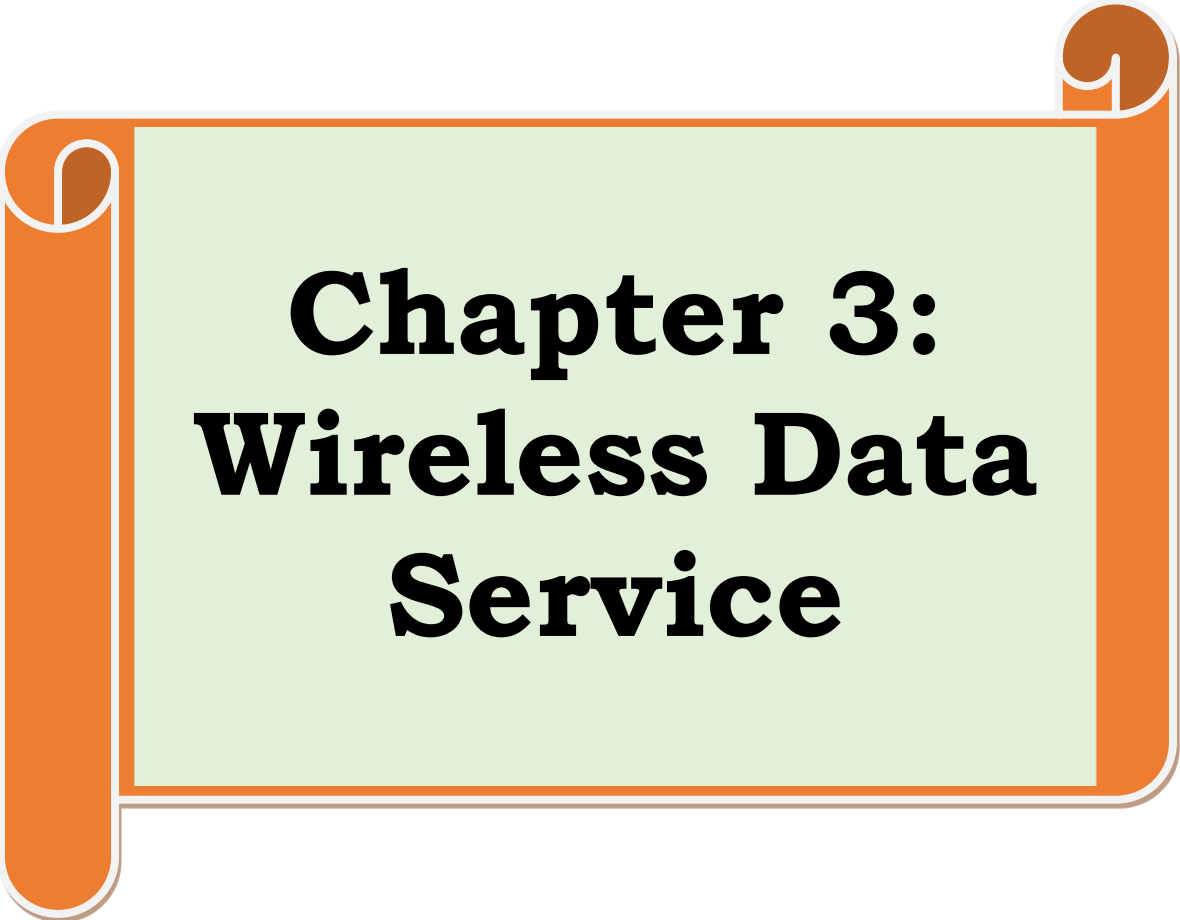
**Chart 2.5: Share of subscribers who availed roaming service during the year 2023-24**



18. The chart given below presents the composition of roaming MoUs of outroamers (who had availed roaming services) during the year 2023-24.

**Chart 2.6: Composition of roaming MoUs of outroamers during the year 2023-24**

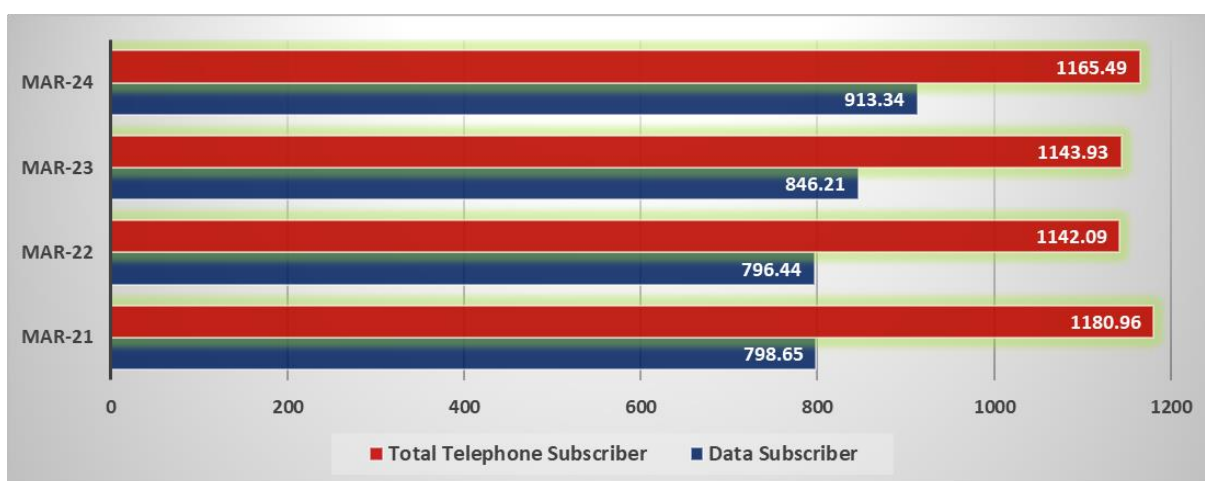


A decorative orange scroll graphic with a light green center. The scroll is unrolled on the left and right sides, with the top corners curled up. The text is centered within the green area.

# **Chapter 3: Wireless Data Service**

1. As per information received from the wireless access service providers, number of wireless data subscribers has increased from 846.21 million at the end of Mar-23 to 913.34 million at the end of Mar-24 with yearly growth rate of 7.93%. The number of wireless data subscribers was 227.91 million at the year ending 2013.
2. Total number of wireless telephone subscribers was 1165.49 million at the end of Mar-2024. Out of total number of wireless telephone subscribers, the number of wireless data subscriber was 913.34 million at the end of Mar-24. Thereby, share of wireless data subscribers was 78.37% of total wireless telephone subscribers at the end of Mar-2024.

**Chart 3.1: Trend of total wireless telephone subscribers and total wireless data subscribers (in Million)**



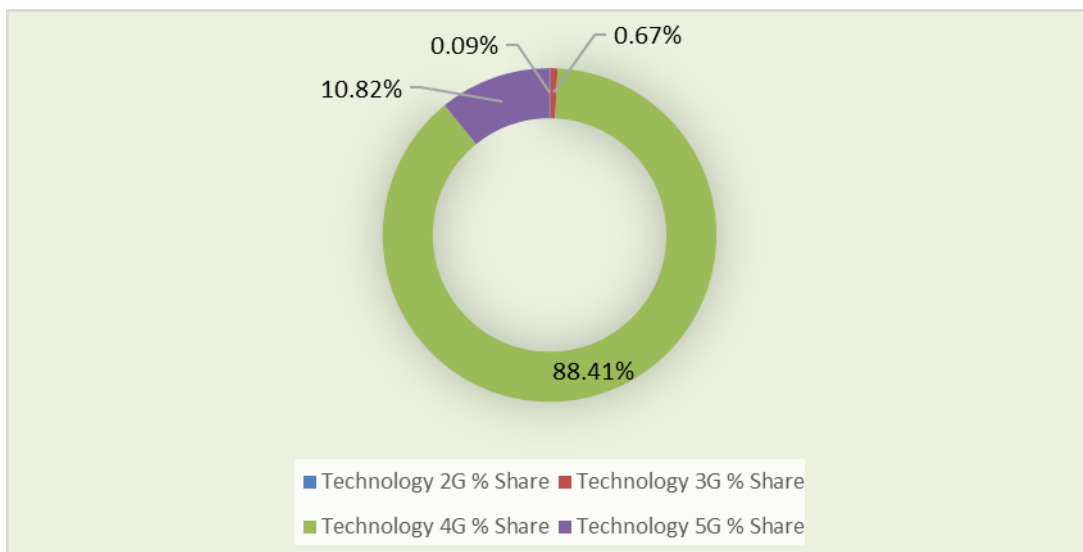
3. Total volume of wireless data usage increased from 1,60,054 PB during the year 2022-23 to 1,94,774 PB during the year 2023-24 with yearly growth of 21.69%.
4. Total volume of Wireless data usage comprises of data usage by 2G, 3G, 4G and 5G data subscribers. Technology-wise distribution of volume of wireless data usage is mentioned in the following table: -

**Table 3.1: Wireless data usage (in PB)**

Period	2G Data Usage	3G Data Usage	4G Data Usage	5G Data Usage	Total Volume of Data Usage	Yearly Growth (%)
2020-21	629	2704	100874	0	104207	30.88%
2021-22	507	2057	134895	0	137459	31.91%
2022-23	251	1598	158206	0	160054	16.44%
2023-24	184	1314	172201	21074	194774	21.69%

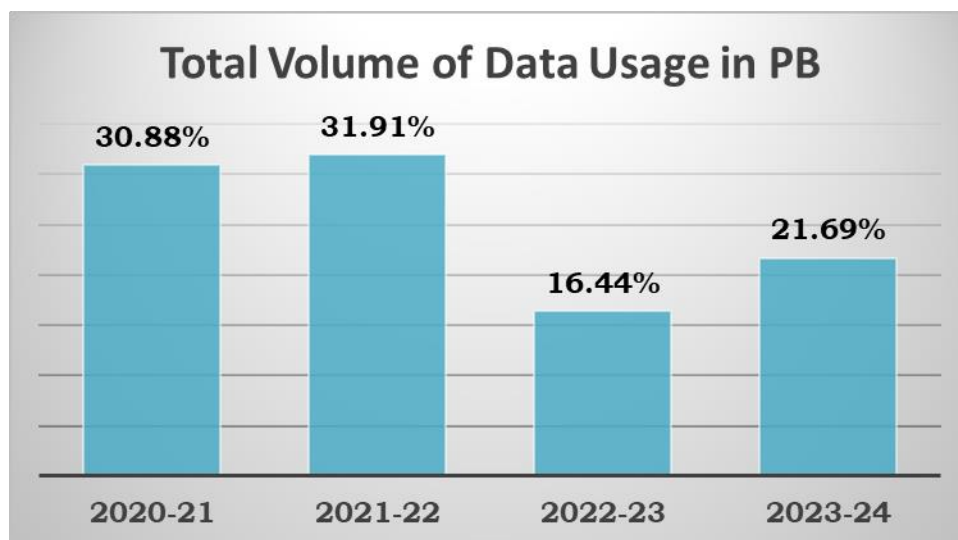
- 4G technology (LTE – Long Term Technology) was introduced in India during the year 2016. During a short period of time, 4G data technology became the market leader in wireless data usage.
- Out of total volume of wireless data usage of 1,94,774 PB in the year 2023-24, 4G (LTE) technology has major part of 88.41% with volume of 1,72,201 PB. Shares of 2G, 3G and 5G data usage are 0.09%, 0.67% and 10.82% respectively in total volume of wireless data usage in the year 2023-24.
- Share of technology-wise data usage during the year 2023-24 is depicted in the following chart.

**Chart 3.2 : Share of 2G, 3G, 4G and 5G data usage during 2023-24**



8. The following chart depicts the trend of yearly growth of volume of wireless data usage during last four years.

**Chart 3.3: Trend of yearly growth in volume of wireless data usage (%)**



9. Total volume of wireless data usage increased by 21.69% in the year 2023-24, as compared to the yearly growth rate of 16.44% in the year 2022-23.
10. Total revenue from wireless data usage increased from Rs. 1,74,144/- crore in the year 2022-23 to Rs. 1,86,226/- crore in the year 2023-24 with yearly growth rate of 6.94%.

**Chart 3.4 : Trend of Wireless Data Revenue (in crore Rs.) per year**

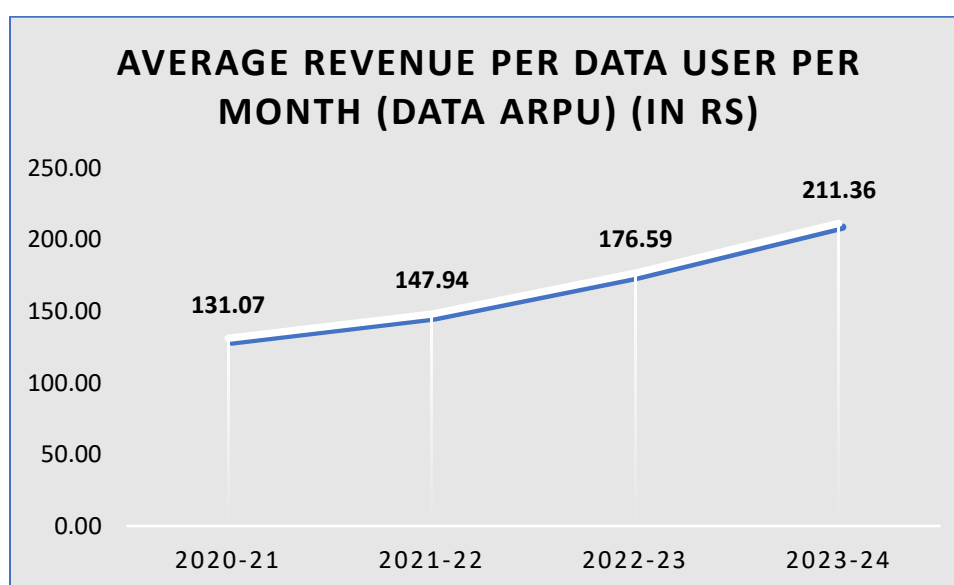
Period	Total Wireless Data Revenue	Yearly Growth
2020-21	1,18,250	62.59%
2021-22	1,43,169	21.07%
2022-23	1,74,144	21.63%
2023-24	1,86,226	6.94%

11. Average Revenue for wireless data usage (Data ARPU) per data subscriber per month increased from Rs.176.59 in the year 2022-23 to Rs.211.36 in the year 2023-24.
  
12. Average revenue for data services has been derived on dividing of total yearly revenue of wireless data services by the average number of wireless data subscribers during the year. The following table and chart show the trend of Average Revenue Per Data User (data ARPU) per month for wireless data usage during the year 2020-21 to 2023-24.

**Table 3.2 : Average Revenue for wireless data usage per data subscriber per month (in Rs.)**

Year	Total Wireless Data ARPU
2020-21	131.07
2021-22	147.94
2022-23	176.59
2023-24	211.36

**Chart 3.5: Trend of Average Wireless Data Revenue per data subscriber per month (Data ARPU in Rs.)**



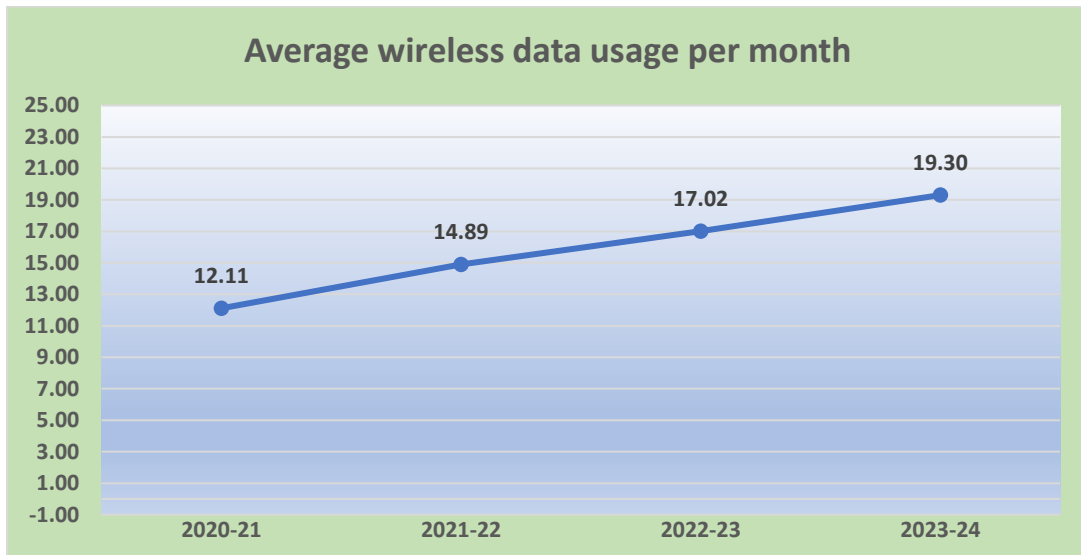
13. The following table and chart show the trend of Average Wireless Data Usage (in GB) per data subscriber per month for last four years : -

**Table 3.3 : Average Wireless Data Usage (in GB) per data user per month**

Period	2G Data Usage	3G Data Usage	4G Data Usage	5G Data Usage	Total Wireless Data Usage
2020-21	1.20	8.33	13.01	-	12.11
2021-22	1.14	8.47	15.79	-	14.89
2022-23	0.63	7.69	17.98	-	17.02
2023-24	0.50	7.18	20.75	15.99	19.30

14. Average wireless data usage per wireless data subscriber per month increased from 17.02 GB during the year 2022-23 to 19.30 GB during the year 2023-24.

**Chart 3.6 : Trend of Average Wireless Data Usage (in GB) per active data user per month**



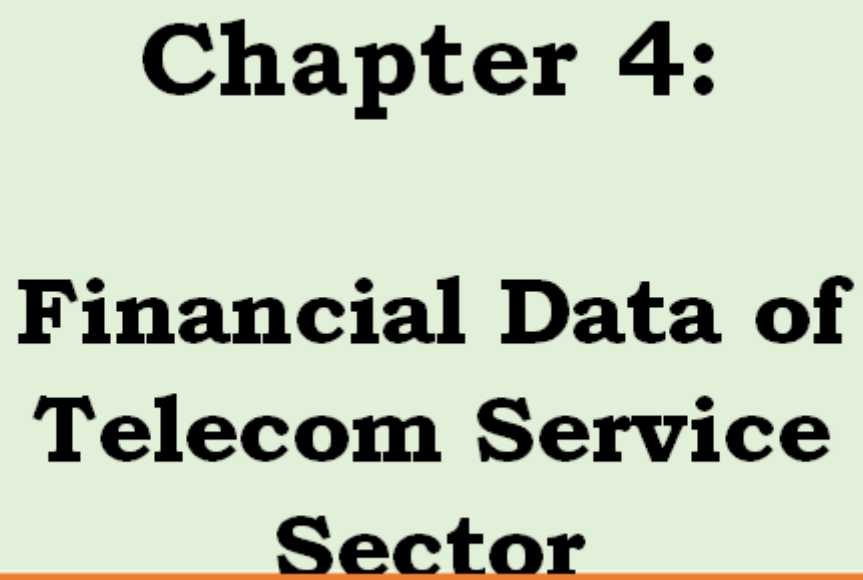
15. The following table depicts the average revenue realization per subscriber for per GB wireless data usage.



**Table 3.4 : Average revenue realization per subscriber for Per GB wireless data (in Rs.)**

<b>Year</b>	<b>Total wireless data revenue realization per GB (Rs.)</b>
2020-21	10.82
2021-22	9.93
2022-23	10.38
2023-24	9.12

16. Average wireless data revenue realization per subscriber has been calculated in respect of total wireless data revenue and volume of total wireless data usage reported by the access service providers.
17. Average revenue realization per subscriber per GB for wireless data usage has been decreased from Rs.10.38 per GB in the year 2022-23 to Rs.9.12 per GB in the year 2023-24.



**Chapter 4:**

**Financial Data of  
Telecom Service  
Sector**

**Table 4.1: Gross Revenue (GR), Adjusted Gross Revenue (AGR), License Fee (LF) & Spectrum Charges**

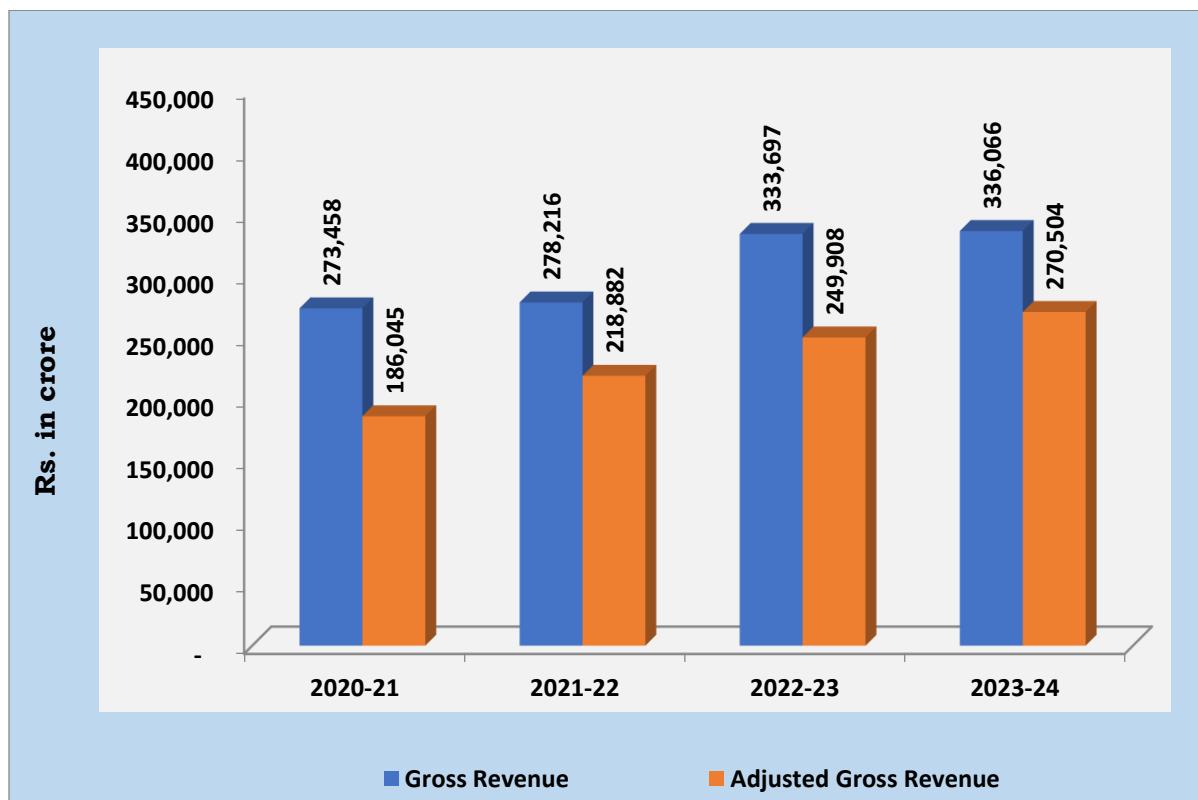
**(Rupees in Crore)**

<b>Particulars</b>	<b>2022-23</b>	<b>2023-24</b>	<b>Yearly Growth (%)</b>
Gross Revenue (GR)	3,33,697	3,36,066	0.71%
Applicable Gross Revenue (ApGR)	3,03,767	3,23,142	6.38%
Adjusted Gross Revenue (AGR)	2,49,908	2,70,504	8.24%
License Fee	19,954	21,642	8.45%
Spectrum Usage Charges	4,968	3,369	-32.20%
Pass Through Charges (GR-AGR)	55,965	53,579	-4.26%

- 1 Gross Revenue (GR) increased from Rs.3,33,697/- crore in the year 2022-23 to Rs.3,36,066/- crore in the year 2023-24 with yearly growth rate of 0.71% and Applicable Gross Revenue (ApGR) increased from Rs.3,03,767/- crore in the year 2022-23 to Rs.3,23,142/- crore in the year 2023-24 with yearly growth rate of 6.38%. Adjusted Gross Revenue (AGR) also increased from Rs. 2,49,908/- crore in the year 2022-23 to Rs. 2,70,504/- crore in the year 2023-24 with yearly growth rate of 8.24%.
- 2 Pass through charges decreased by 4.26% from Rs.55,965/- crore in the year 2022-23 to Rs.53,579/- crore in the year 2023-24. Pass-through charges as a percentage of Gross Revenue are 15.94% in 2023-24 as against 16.77% in the previous financial year.
- 3 Spectrum Usage Charges (SUC) yearly decreased by 32.20% from Rs.4,968/- crore in the year 2022-23 to Rs.3,369/- crore in the year 2023-24. However, License Fee yearly increased by 8.45% from 19,954/- crore to Rs.21,642/- crore during the same period.

4. The following charts depicts the trend of GR and AGR of telecom sector during last four financial years.

**Chart 4.1: Comparison of Gross Revenue and Adjusted Gross Revenue (crore Rs.)**



5. The following table depicts the service category wise comparison of GR, AGR, License Fee, SUC and Pass Through Charges for the year 2022-23 and 2023-24.

**Table 4.2: Service-wise Gross Revenue, Adjusted Gross Revenue, License Fee and Spectrum Charges**

(Rs. in Crore)

Service	Year	Access	NLD	ILD	ISP	Others (V-SAT, MNP etc.)	Total
Gross Revenue	2022-23	269324	29154	14111	20416	693	<b>333697</b>
	2023-24	268273	30920	14314	21834	724	<b>336066</b>
Applicable Gross Revenue	2022-23	244300	25626	13697	19494	651	<b>303767</b>
	2023-24	259846	27597	14132	21035	532	<b>323142</b>
Adjusted Gross Revenue	2022-23	201980	25504	6464	15310	650	<b>249908</b>
	2023-24	219424	26875	6898	16651	657	<b>270504</b>
License Fee	2022-23	16160	2040	519	1188	46	<b>19954</b>
	2023-24	17551	2151	561	1333	46	<b>21642</b>
Spectrum Usage Charge	2022-23	4950	0	0	0	18	<b>4968</b>
	2023-24	3350	0	0	0	19	<b>3369</b>
Pass Through Charge	2022-23	43074	829	7373	4662	27	<b>55965</b>
	2023-24	40714	965	7237	4611	51	<b>53579</b>

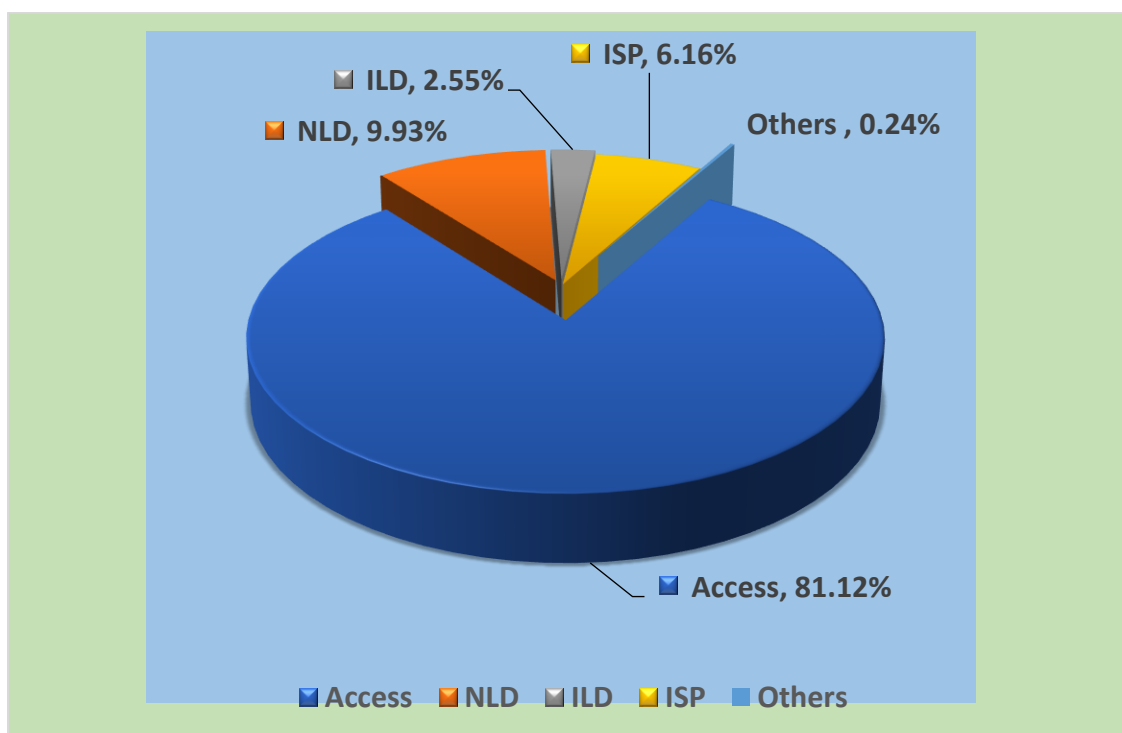
**Table 4.3: Yearly Growth of Service-wise Gross Revenue, Adjusted Gross Revenue, License Fee and Spectrum Charges for the year 2023-24**

Service#	Gross Revenue	Adjusted Gross Revenue	License Fee	Spectrum Charges	Pass Through Charges
Access	-0.39%	8.64%	8.60%	-32.33%	-5.48%
NLD	6.06%	5.38%	5.41%	-	16.46%
ILD	1.44%	6.71%	7.98%	-	-1.84%
Others (V-SAT, MNP,ISP)	4.45%	1.06%	0.72%	2.98%	89.76%
<b>Overall</b>	<b>0.71%</b>	<b>8.24%</b>	<b>8.45%</b>	<b>-32.20%</b>	<b>-4.26%</b>

- ## 1. Access service means telecommunication service provided to subscribers by means of a telecommunication system for the conveyance of voice or non-voice messages through wired or wireless telegraphy on the network of the Access Service Provider.  
2. National Long Distance (NLD) service refers to the carriage of switched-bearer telecommunication services over a long distance network.  
3. International Long Distance (ILD) Service is defined as a network carriage service, providing the NLD Operators in the country, International connectivity to Network facilities operated by foreign carriers in other countries  
4. MNP (Mobile Number Portability) means a service which allows subscribers to retain their existing telephone number when they switch from one access service provider to another irrespective of mobile technology or from one technology to another of the same or any other access service provider  
5. ISP stands for Internet Service Providers

(Source – DoT License Agreement)

**Chart 4.2: Service wise composition of Adjusted Gross Revenue for the year 2023-24**



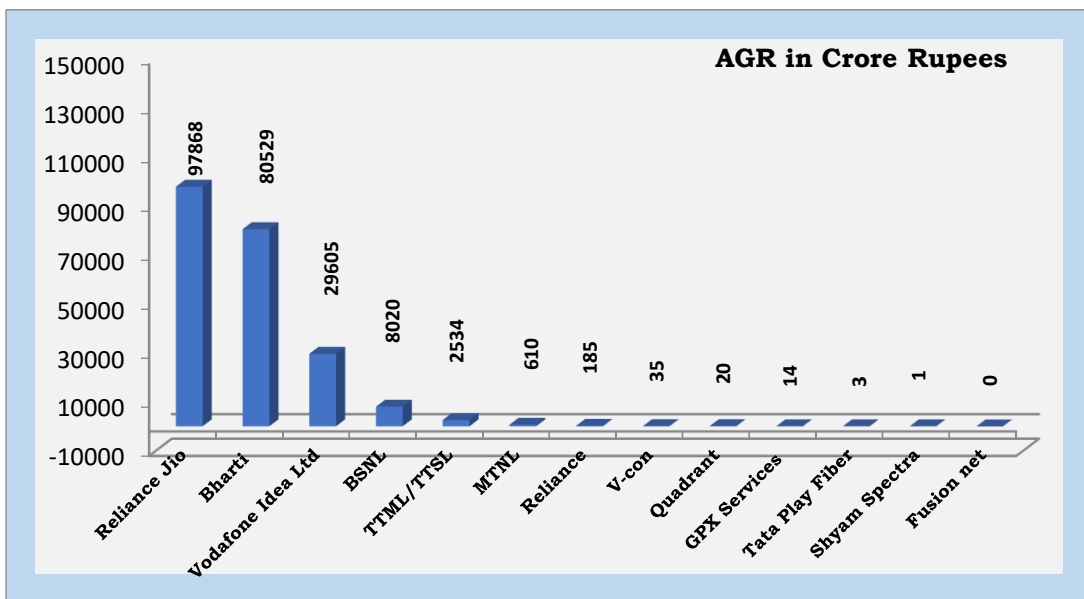
- 6 Access services contributed 81.12% of the total Adjusted Gross Revenue of telecom services. In Access services, Adjusted Gross Revenue (AGR) and License Fee increased by 8.64% and 8.60% respectively in the year 2023-24 over the year 2022-23. However, Gross Revenue (GR), Pass Through Charges and Spectrum Usage Charges (SUC) decreased by 0.39%, 5.48 and 32.33% respectively during the same period.

**Table 4.4: Access Service – Service Provider wise Adjusted Gross Revenue (Rs. in Crore)**

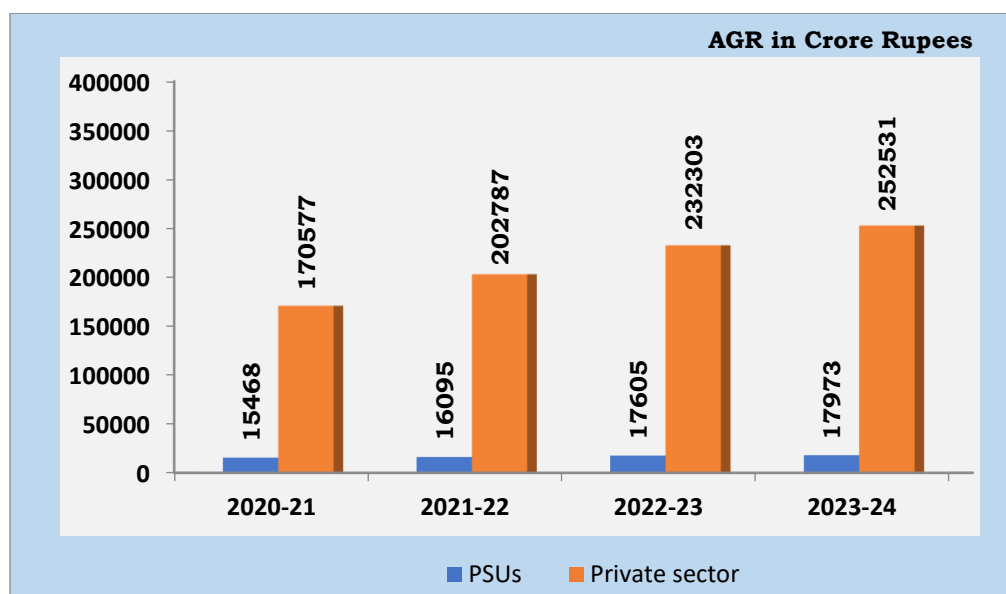
S.No.	Access Service Provider	AGR (Rs. In Crore)		Yearly Growth (%)
		2022-23	2023-24	
1.	Reliance Jio	89279.39	97868.06	9.62%
2.	Bharti Airtel	71824.53	80529.33	12.12%
3.	Vodafone Idea	29374.64	29605.24	0.79%
4.	BSNL	8176.53	8019.85	-1.92%
5.	Tata	2278.36	2533.93	11.22%
6.	MTNL	785.60	610.11	-22.34%
7.	Reliance	200.12	185.26	-7.42%

S.No.	Access Service Provider	AGR (Rs. In Crore)		Yearly Growth (%)
		2022-23	2023-24	
8.	V-Con Mobile & Infra	34.22	34.77	1.61%
9.	Quadrant	21.21	20.06	-5.44%
10.	GPX Services	2.79	13.98	401.78%
11.	Tata Play Broadband	2.40	2.62	8.97%
12.	Shyam Spectra	0.86	0.85	-0.94%
13.	ZVC India Pvt. Ltd.	0.00	0.02	--
14.	Ishan Netsol	0.00	-0.03	--
15.	Fusionnet	-0.08	-0.09	-18.05%
	<b>Total</b>	<b>201980.55</b>	<b>219423.97</b>	<b>8.64%</b>

**Chart 4.3: Composition of Adjusted Gross Revenue (in crore Rs.) of Access Service Providers for the year 2023-24**



**Chart 4.4: Composition of Public/Private sector of Adjusted Gross Revenue (in crore Rs.)**



7. Public Sector Undertakings' (PSUs) share in the Access AGR of telecom services is 6.64% for the year 2023-24 as compared to 7.04% in the previous year. Following table depicts the share of PSUs vs. Private Sector in total access AGR during last four years.

**Table 4.5: Access Service – Share of PSUs and Private Sector in Adjusted Gross Revenue**

(Rs. in Crore)

Year	PSUs	Private sector	Total	Share of PSUs
2020-21	15468	170577	186045	8.31%
2021-22	16095	202787	218882	7.35%
2022-23	17605	232303	249908	7.04%
2023-24	17973	252531	270504	6.64%

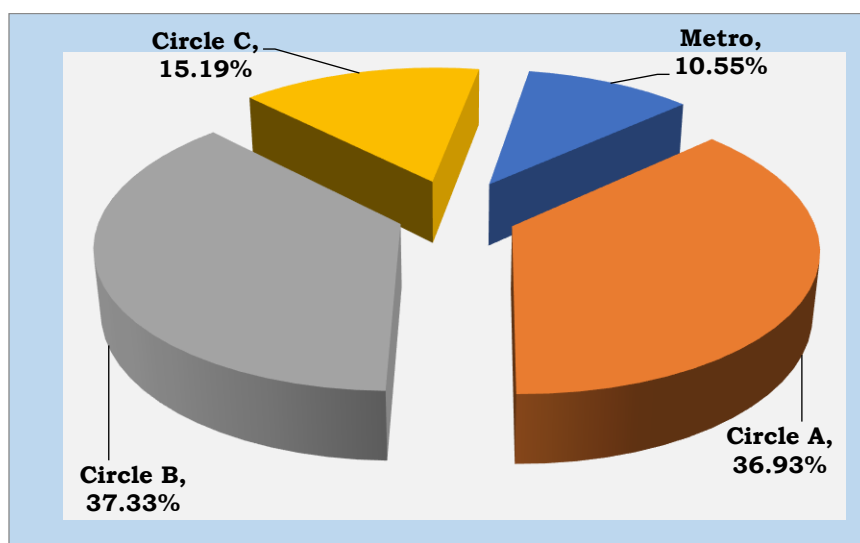


**Table 4.6: Category-wise Adjusted Gross Revenue (AGR) of Access Service**

(Rs. in Crore)

Category <sup>§§</sup>	Adjusted Gross Revenue (Access)		Yearly Growth (%)
	2022-23	2023-24	
<b>Metro</b>	21189	23153	9.27%
<b>Circle A</b>	76598	81036	5.79%
<b>Circle B</b>	74528	81914	9.91%
<b>Circle C</b>	29665	33322	12.33%
<b>Total</b>	<b>201980</b>	<b>219424</b>	<b>8.64%</b>

**Chart 4.5: Category wise Share of Adjusted Gross Revenue for the year 2023-24**



Notes:

1. Source: Figures are un-audited and as submitted by the Operators.
2. The figures have been regrouped wherever considered necessary for analysis purpose.
3. The figures are additions of four quarters of the calendar year, i.e. QE June, September December and March.
3. The Spectrum usage charges (mostly) are now reported on “Payment for the current Quarter to Quarter” basis. However, some operators are reporting on payment basis or on estimate basis on projected AGR for next quarters.
4. Metro area includes Delhi, Mumbai and Kolkata only. Chennai is clubbed with Tamilnadu.
5. Where ‘2022-23’ stands for year starting from 1<sup>st</sup> April 2022 to 31<sup>st</sup> March 2023 and ‘2023-24’ stands for year starting from 1<sup>st</sup> April 2023 to 31<sup>st</sup> March 2024.

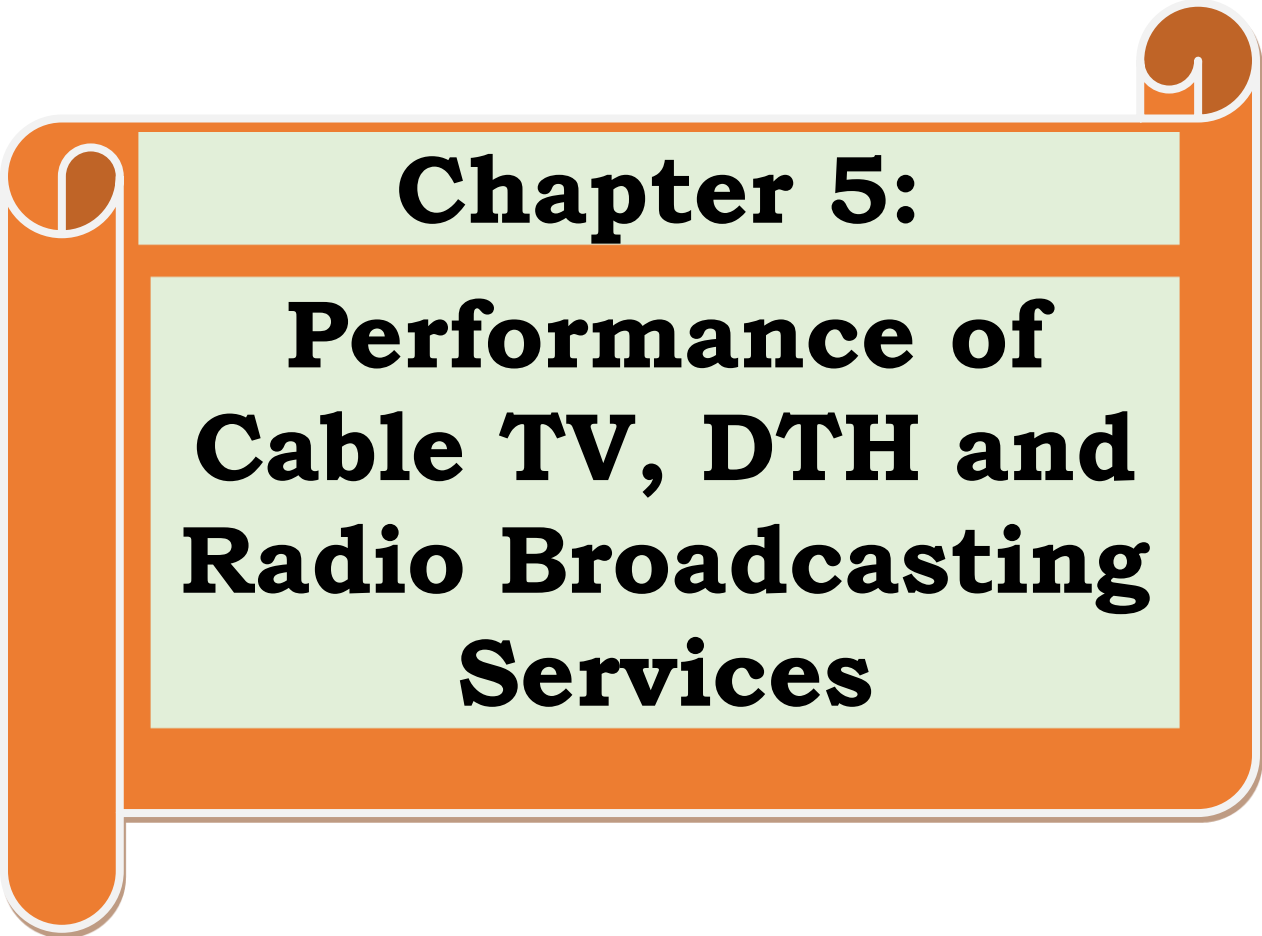
<sup>§§</sup> **Category-A circles** – Andhra Pradesh, Gujarat, Karnataka, Maharashtra and Tamilnadu (including Chennai)

**Category-B circles** – Haryana, Kerala, Madhya Pradesh, Punjab, Rajasthan, Uttar Pradesh (East & West), West Bengal

**Category-C circles** – Assam, Bihar, Himachal Pradesh, Jammu & Kashmir, North East and Orissa

**Metro circles** – Delhi, Mumbai and Kolkata

(Source- DoT License Agreement)



**Chapter 5:**

**Performance of  
Cable TV, DTH and  
Radio Broadcasting  
Services**

**Table 5.1: Key Parameters - Broadcasting & Cable Services**

S.No	Parameter	As on 31.03.2023	As on 31.03.2024
1	Number of Private satellite TV channels permitted by the Ministry of Information and Broadcasting (MIB) for uplinking only/ downlinking only/both uplinking and downlinking	903*	922*
2	Number of Pay TV Channels as reported by broadcasters	358	361
3	Total number of Multi System Operators (MSOs), who have been granted Permanent Registration (for 10 years) by Ministry of I&B for providing Cable TV services through Digital Addressable Systems	1748#	880#
4	Number of FM Radio Stations (excluding All India Radio)	388	388
5	Number of pay DTH Operators	4	4
6	Number of Operational Community Radio Stations	427	494
7	Number of total active Subscribers with pay DTH operators (in million)	65.25	61.97

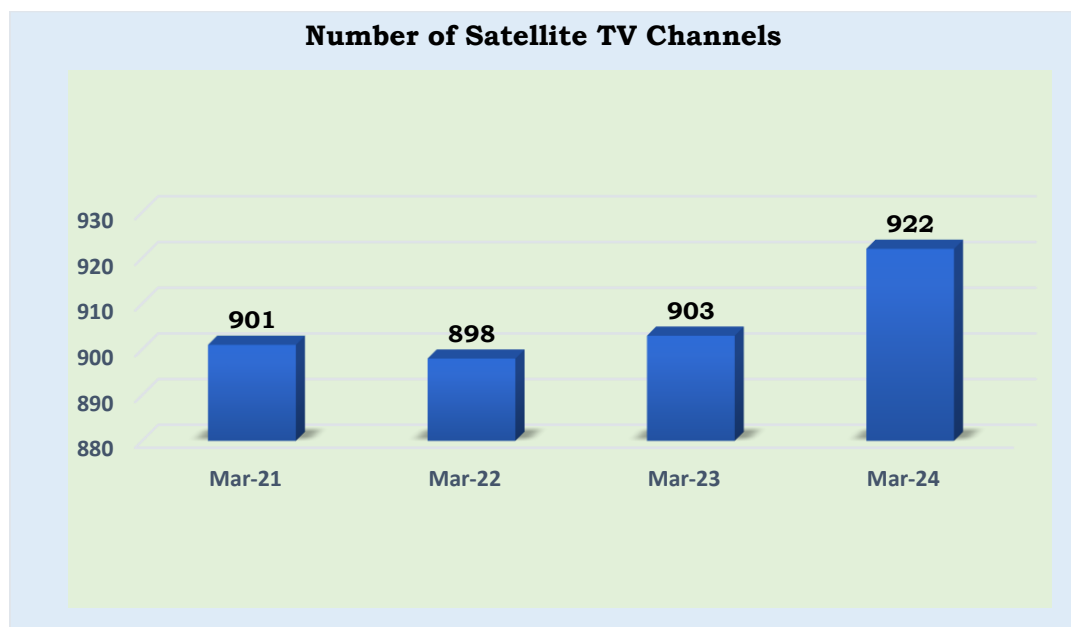
\* <https://new.broadcastseva.gov.in/digigov-portal-web-app/webHP?requestType=ApplicationRH&actionVal=userInformationSystem&screenId=2>

# Source- [https://mib.gov.in/all\\_broadcasting\\_document](https://mib.gov.in/all_broadcasting_document)

#### **A. Satellite TV Channels**

1. A total of **922** private satellite TV channels have been permitted by the Ministry of Information and Broadcasting (MIB), as on 31.03.2024, for uplinking only/downlinking only/both uplinking & downlinking. The total number of satellite TV channels is depicted in **Chart 5.1**. Further, the permission-wise number of permitted satellite TV channels is given in the **Table 5.2**.

**Chart 5.1: Trend of number of Satellite TV Channels**



**Table 5.2: Permission-wise number of permitted satellite TV channels, as on 31.03.2024**

<b>Type of Permission</b>	<b>Number of channels</b>	<b>Remarks</b>
Uplinking only	10	TV channels uplinked from India but downlinked abroad only
Downlinking only	67	TV channels uplinked from abroad but downlinked only in India
Both Uplinking & downlinking	845	TV channels uplinked from India and also downlinked only in India
<b>Total</b>	<b>922</b>	

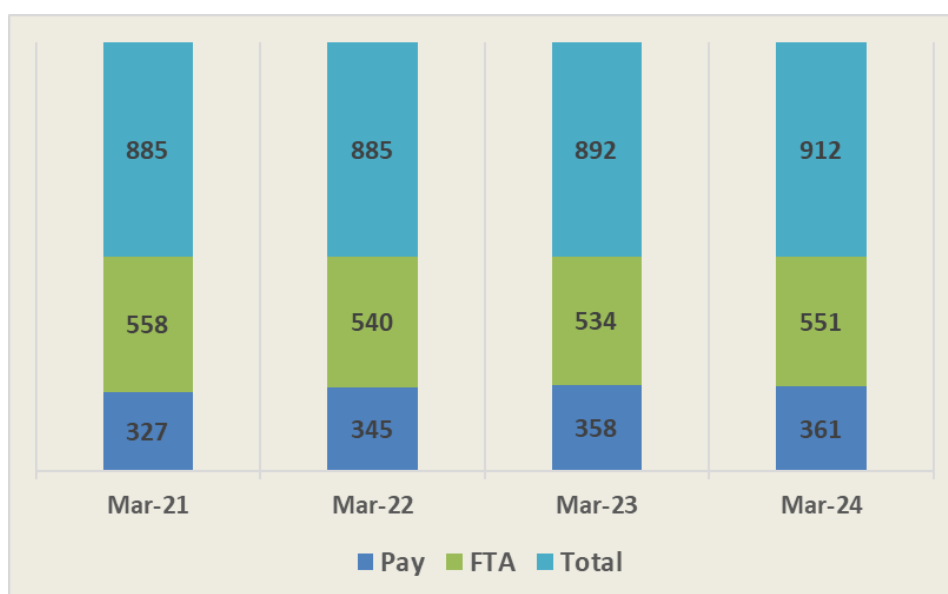
Out of 922 permitted satellite TV channels, 912 channels are available for downlinking in India.

## **B. Pay TV Channels**

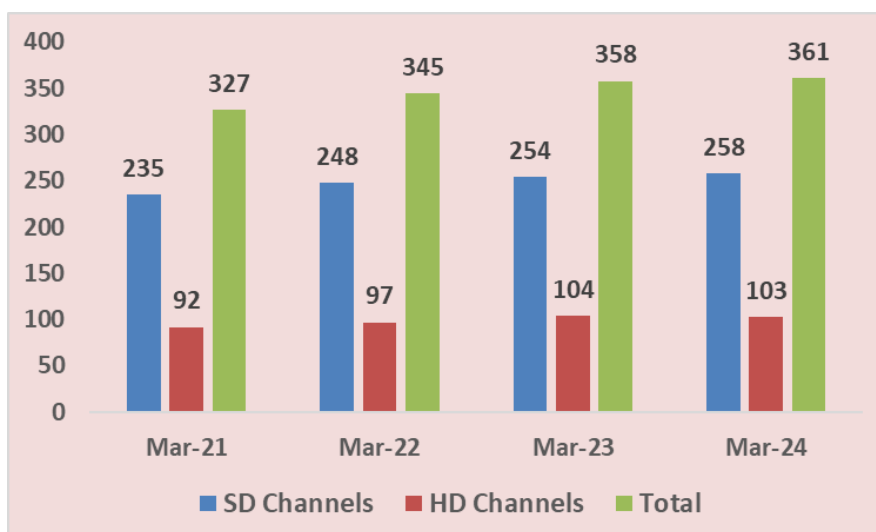
- As per the reporting done by broadcasters in pursuance of the Tariff Order dated 3rd March 2017 as amended, out of 912 permitted satellite TV channels that are available for downlinking in India, there are 361 satellite pay TV channels as on 31<sup>st</sup> March 2024. Out of 361 pay channels, 258 are SD satellite pay TV channels and 103 are HD satellite pay TV channels. A list of pay TV channels offered by broadcasters for

subscribers as reported to TRAI is attached as **Annexure-5.1**. Apart from these pay channels reported to TRAI, all other channels, available for downlinking in India, are considered as Free to Air (FTA) channels. **Chart-5.2** depicts total number of Pay satellite TV channels and FTA satellite TV channels available for downlinking in India during last one year. **Chart-5.3** depicts total number of SD satellite Pay TV channels and HD satellite Pay TV channels during last one year.

**Chart5.2: Number of Pay and FTA channels available for downlinking in India**



**Chart 5.3 : Numbers of SD satellite pay TV channels and HD satellite pay TV channels**



### C. Cable TV Sector

3. As on 31<sup>st</sup> March 2024, there are 880 MSOs registered with MIB (as on 31.03.2024). As per the data reported by MSOs and HITS operator, there are 11 MSOs & 1 HITS operator who have subscriber base greater than one million. A list of such major MSOs and HITS operators is attached as **Annexure 5.2**. Details of subscriber base of major MSO and HITS Operators (greater than one million) are given in following **Table 5.3:-**

**Table 5.3: Subscriber base of major MSOs/HITS operators at the end of March, 2024 (more than one million subscribers)**

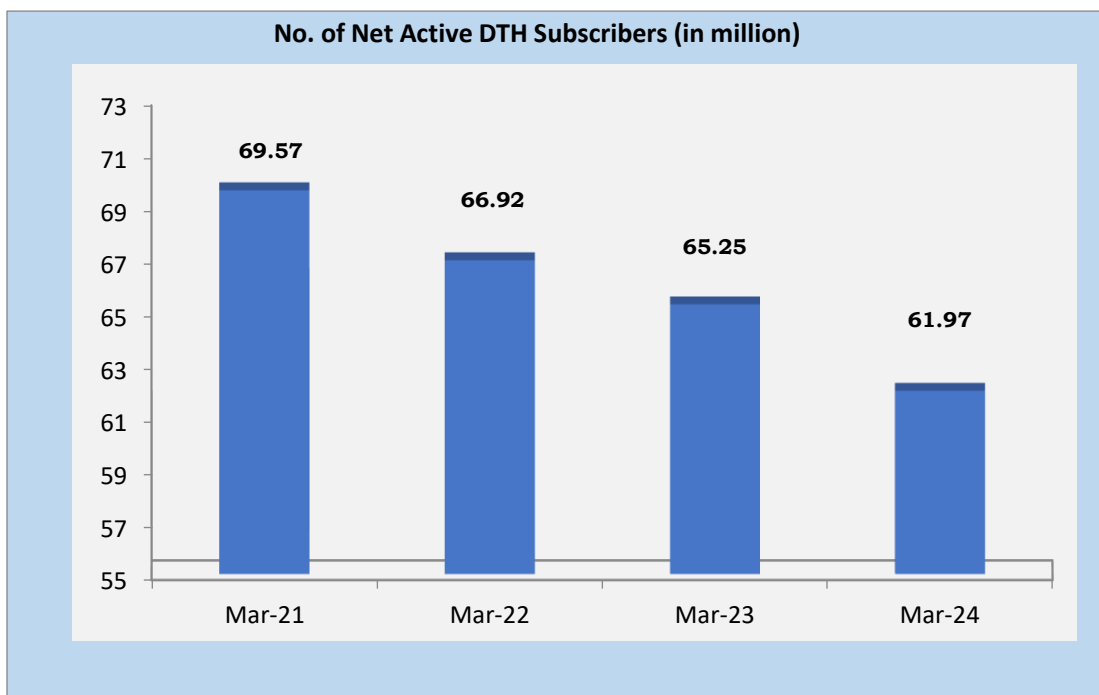
Sl. No.	Name of the operator	Total Active Subscriber Base (includes subscribers who have been inactive or temporarily suspended for not more than last 90 days)
1.	GTPL Hathway	91,07,022
2.	Siti Networks Ltd.	53,00,428
3.	Hathway Digital Ltd.	52,92,476
4.	Thamigzha Cable TV Communication Ltd.	38,13,509
5.	Kerala Communicators Cable Ltd	34,96,432
6.	Den Networks Ltd.	34,55,854
7.	NXT Digital Ltd. (HITS operator)	25,79,033
8.	KAL Cables	20,01,969
9.	VK Digital	16,03,039
10.	Tamil Nadu Arasu Cable TV	15,77,636
11.	Fastway Transmission Pvt. Ltd	14,63,512
12.	NXT Digital Ltd	12,61,409

### D. Direct-to-Home (DTH) Sector

4. During the period ending 31<sup>st</sup> March, 2024, there were 4 pay DTH service providers in India. List and details of pay DTH service providers is placed at **Annexure-5.3**.

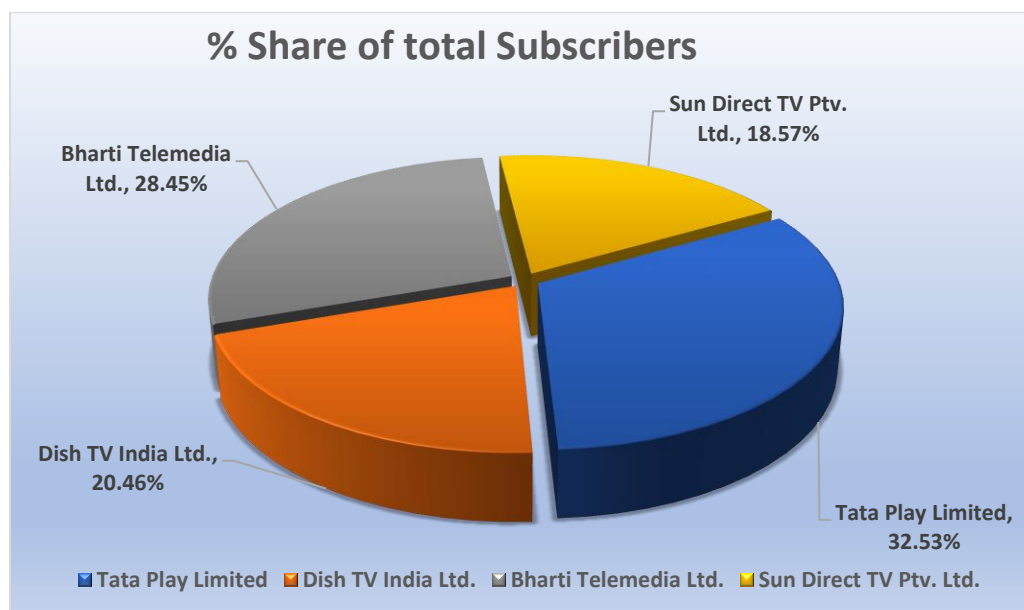
5. Pay DTH has attained net pay active subscriber base of around 61.97 million with 4 pay DTH service providers as on 31<sup>st</sup> March, 2024 as compared to 65.25 million subscribers with 4 pay DTH service providers as on 31<sup>st</sup> March, 2023. This is in addition to the subscribers of the free DTH services of Doordarshan.
6. The following chart depict the yearly trend of number of pay active subscribers of pay DTH service during last four years.

**Chart 5.4: Trend of Net Active subscribers  
(in million) of pay DTH service**



7. The following chart depicts the service provider wise composition of market shares of net active subscriber base as on 31.03.2024.

**Chart 5.5: Composition of market share in respect of Net Active subscriber base of Pay DTH Service Providers**



8. M/s Tata Play Limited is the market leader with 32.53% market share of total net pay active DTH subscribers followed by M/s Bharti Telemedia Ltd. with 28.45% as on 31<sup>st</sup> March, 2024.

#### **E. IPTV**

At present, as per the reported subscriber figures, the details in respect of IPTV operators who are operational is as under: -

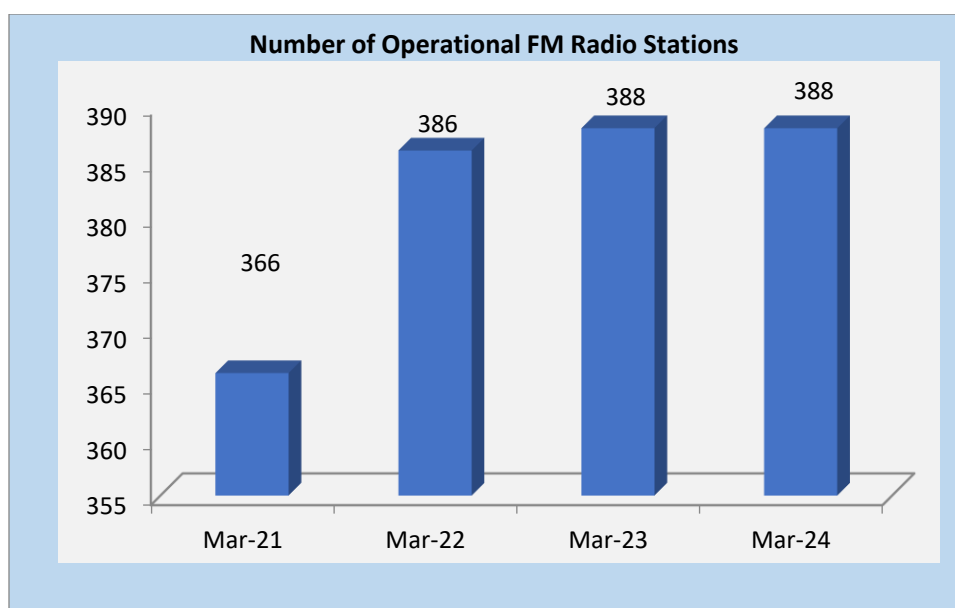
<b>S.No.</b>	<b>Name of IPTV Operator</b>	<b>Total Active Subscriber Base as on 31<sup>st</sup> March 2024</b>
1.	Andhra Pradesh State Fibernet Ltd (APSFL)	5,68,350
2.	M/s City Online Media Pvt. Ltd	6,566
3.	M/s.Wi-bro Solutions Pvt. Ltd	1,186
4.	M/s. V.K. Digital Network Pvt. Ltd	46
5.	M/s. E2 Info Solutions	373



## F. FM Radio Services

9. Apart from the radio Stations operated by All India Radio, the public broadcaster, as on 31<sup>st</sup> March 2024, there are 388 operational private FM Radio stations in 113 cities with operational 36 Private FM Radio broadcaster. As compared to the previous year, there is no change in the number of operational private FM Radio channels, cities and FM Radio operators
10. The following chart depicts the trend of number of operational FM radio stations in India during for last four years.

**Chart 5.6: Trend of number of Operational FM Radio Stations**



11. A list of existing cities with operational FM radio channels is placed at **Annexure 5.4.**

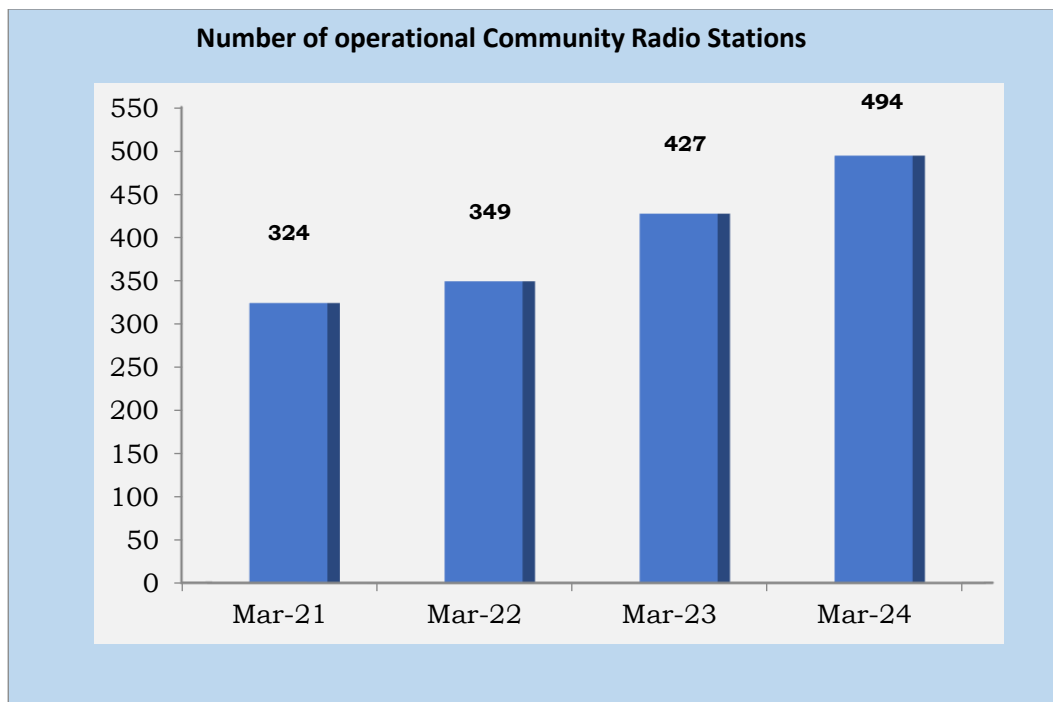
## D. Community Radio Stations\*\*\*

\*\*\* Community radio station usually is a short-range, not-for-profit radio station or channel that caters for the information needs of people living in a particular locality, in the languages and formats that are most adapted to the local context. Community Radio Stations (CRS) are essentially low power radio stations to be set up and operated by the local communities.

(Source- Annual Report of MIB)

12. As on 31<sup>st</sup> March 2024, 494 Community Radio stations are operational as compared to 427 Community Radio station as on 31<sup>st</sup> March, 2023. The yearly trend of the number of operational community radio stations is depicted in the chart below.

**Chart 5.7 : Yearly Growth in number of Operational Community Radio Stations (CRS)**



**Source:** Ministry of Information & Broadcasting (MIB)

# **Annexures**

### Annexure 1.1: Wireless Subscriber Base

Service Area	Vodafone Idea		Bharti		Reliance Com.		BSNL		MTNL		Reliance Jio		Total		Net Additions
	Mar-23	Mar-24	Mar-23	Mar-24	Mar-23	Mar-24	Mar-23	Mar-24	Mar-23	Mar-24	Mar-23	Mar-24	Mar-23	Mar-24	
Andhra Pradesh	11,770,855	10,775,447	32404916	33747893			8010334	6555686			30263784	32746418	82,449,889	83,825,444	1375555
Assam	2,002,622	1,562,512	11006187	11816732			3184184	3076922			8800862	9910354	24,993,855	26,366,520	1372665
Bihar	8,393,253	7,689,305	40323738	41601529			5775195	5232153			36728575	40953756	91,220,761	95,476,743	4255982
Delhi	16,860,622	16,542,428	17103766	18185677	193	0			1689688	1685818	18825690	20284618	54,479,959	56,698,541	2218582
Gujarat	22,217,191	20,718,941	11363192	11867361	47	0	5033390	3228496			27618299	30151939	66,232,119	65,966,737	-265382
Haryana	7,350,432	6,760,161	6553650	7025769	11	0	4565552	4105614			8170269	8730215	26,639,914	26,621,759	-18155
Himachal Pradesh	468,009	399,925	3424408	3580729	92	0	1592496	1471707			3313438	3347915	8,798,443	8,800,276	1833
Jammu & Kashmir	362,900	297,927	5788180	5959033	0	0	827594	781259			5045033	5039894	12,023,707	12,078,113	54406
Karnataka	7,232,272	6,409,744	31217992	32180209	589	11	5987361	4163875			21467203	24153860	65,905,417	66,907,699	1002282
Kerala	14,470,640	13,645,704	7991307	8578649	113	13	9878402	9049332			10070654	10983541	42,411,116	42,257,239	-153877
Madhya Pradesh	17190019	15548612	15424526	16164992	0	0	5340998	4706319			38715471	43079693	76,671,014	79,499,616	2828602
Maharashtra	24401860	22274096	21153731	21758839	0	0	6322365	5729299			39627049	43484846	91,505,005	93,247,080	1742075
Mumbai	11420368	10962574	9844278	10038459	925	3			660482	240007	12376197	13117048	34,302,250	34,358,091	55841
North East	941136	757938	5934222	6283732	0	0	1365085	1240979			4110061	4267960	12,350,504	12,550,609	200105
Orissa	1630429	1447659	11185393	11634283	29	0	6223547	5429594			14119554	15194499	33,158,952	33,706,035	547083
Punjab	7185176	6469514	12298603	12627262	106	0	4755245	3867585			11423723	12172376	35,662,853	35,136,737	-526116
Rajasthan	10262160	10656750	22436534	23338405	155	0	6111223	5562912			24778828	26774730	63,588,900	66,332,797	2743897
Tamil Nadu	16686494	15618312	27796556	29405361	269	4	9989037	7666921			24148978	25746031	78,621,334	78,436,629	-184705
UP(E)	18771392	17407394	36684413	37315603	0	0	8619448	7390773			35366666	40004379	99,441,919	102,118,149	2676230
UP(W)	16850342	15525461	18419382	18858334	8	0	5445784	4874908			22007333	24279514	62,722,849	63,538,217	815368
Kolkata	5830683	5279015	5711563	5693000	-	-	2183653	1783000			10357855	10912379	24,083,754	23,667,394	-416360
West Bengal	14451612	13068442	16844336	18102939	147	-	2472605	2331648			22894729	24396882	56,663,429	57,899,911	1236482
<b>Total</b>	<b>236,750,467</b>	<b>219,817,861</b>	<b>370,910,873</b>	<b>385,764,790</b>	<b>2,684</b>	<b>31</b>	<b>103,683,498</b>	<b>88,248,982</b>	<b>2,350,170</b>	<b>1,925,825</b>	<b>430,230,251</b>	<b>469,732,847</b>	<b>1,143,927,943</b>	<b>1,165,490,336</b>	<b>21,562,393</b>

**Note:** The subscribers of M/s Bharti Airtel includes subscribers of M/s Tata Teleservices Ltd.

## Annexure 1.2: Wireline Subscriber Base

Service Area	Bharti		Reliance Com.		Quadrant		Tata		MTNL		BSNL		Vodafone		Reliance Jio		VM IPL		APSFL		Total		Net Additions
	Mar-23	Mar-24	Mar-23	Mar-24	Mar-23	Mar-24	Mar-23	Mar-24	Mar-23	Mar-24	Mar-23	Mar-24	Mar-23	Mar-24	Mar-23	Mar-24	Mar-23	Mar-24	Mar-23	Mar-24	Mar-23	Mar-24	
Andhra Pradesh	463,880	664,174	19577	18437			150693	236846			677375	554055	69555	85975	1075325	1426233			0	643593	2,456,405	3,629,313	1,172,908
Assam	18,633	32,572	-	-			0	0			110813	103023	2640	2550	151238	196999					283,324	335,144	51,820
Bihar	75,020	214,672	9	9			8869	10992			183542	167068	2110	5380	429093	577628					698,643	975,749	277,106
Delhi	1,936,257	2,124,481	20766	17278			136709	212275	1025773	991228	0	0	87055	84321	856769	1005377					4,063,329	4,434,960	371,631
Gujarat	203,095	274,284	2796	2701			75026	175647			332838	303442	59016	91892	540046	739800					1,212,817	1,587,766	374,949
Haryana	111,826	187,655	0	0			28827	41069			211535	212893	420	420	104916	152946					457,524	594,983	137,459
Himachal Pradesh	4,508	8,733	0	0			1585	1558			88613	91852	90	90	48812	64424					143,608	166,657	23,049
Jammu & Kashmir	80,012	113,356	-	-			0	0			86802	71537	30	30	182694	218289					349,538	403,212	53,674
Karnataka	1,064,579	1,225,787	19083	16687			219217	445288			877482	531316	152833	150150	781440	1052393					3,114,634	3,421,621	306,987
Kerala	90,055	105,813	3610	3045			18014	18419			1026253	1086029	7120	6720	236123	319207					1,381,175	1,539,233	158,058
Madhya Pradesh	439,670	577,661	14	5			18859	53274			267567	242658	34445	66730	559905	810914					1,320,460	1,751,242	430,782
Maharashtra	381,032	488,062	9353	7755			207645	211847			603067	557705	24161	20471	231804	335725					1,457,062	1,621,565	164,503
Mumbai	541,934	608,128	42777	36107			464355	609572	1286780	1186319		3322	172330	178719	776731	910241					3,284,907	3,532,408	247,501
North East	-	-	0	0			0	0			73127	72410	510	510	140732	189843					214,369	262,763	48,394
Orissa	-	48,827	4	4			8406	12130			173215	145946	3930	3540	209516	279811					395,071	490,258	95,187
Punjab	228,239	285,877	1897	1850	337922	411487	13665	16168			360097	506937	2180	1590	268731	394309	0	53308			1,212,731	1,671,526	458,795
Rajasthan	196,591	271,582	3596	3400			13833	23933			279372	259225	15085	12325	331385	442644					839,862	1,013,109	173,247
Tamil Nadu	810,621	914,819	17762	15042			112911	133034			964498	911116	34918	33143	686240	893356					2,626,950	2,900,510	273,560
U.P.(E)	173,386	218,151	24	34			8023	10457			132975	125356	16570	17310	420010	575412					750,988	946,720	195,732
U.P.(W)	114,686	151,829	8	8			4893	7034			179140	181151	3526	4141	461312	643703					763,565	987,866	224,301
Kolkata	187077	205318	4359	4876			47021	63804			197829	183965	14535	15700	416,893	536507					867,714	1,010,170	142,456
West Bengal	26,369	55,930	71	47			2601	2657			279683	188466	120	150	206254	266,989					515,098	514,239	-859
<b>Total</b>	<b>7,147,470</b>	<b>8,777,711</b>	<b>145,706</b>	<b>127,285</b>	<b>337,922</b>	<b>411,487</b>	<b>1,541,152</b>	<b>2,286,004</b>	<b>2,312,553</b>	<b>2,177,547</b>	<b>7,105,823</b>	<b>6,499,472</b>	<b>703,179</b>	<b>781,857</b>	<b>9,115,969</b>	<b>12,032,750</b>	<b>0</b>	<b>53,308</b>	<b>0</b>	<b>643,593</b>	<b>28,409,774</b>	<b>33,791,014</b>	<b>5,381,240</b>

### Annexure 1.3: Service Area and Operator wise details of PCOs

Sl. No.	Name of Telecom Service Area	Service Provider	Number of PCOs as on 31.03.2023	Number of PCOs as on 31.03.2024	Net PCO increase/ decrease as on 31.03.2024	Percentage Growth/ Decline as on 31.03.2024
1	Andhra Pradesh	Bharat Sanchar Nigam Limited	4,153	2,205	-1948	-46.91%
2	Assam	Bharat Sanchar Nigam Limited	475	374	-101	-21.26%
3	Bihar	Bharat Sanchar Nigam Limited	255	29	-226	-88.63%
4	Delhi	MTNL	2,881	1,097	-1784	-61.92%
5	Gujarat	Bharat Sanchar Nigam Limited	2,010	1,306	-704	-35.02%
6	Haryana	Bharat Sanchar Nigam Limited	184	52	-132	-71.74%
7	Himachal Pradesh	Bharat Sanchar Nigam Limited	477	5	-472	-98.95%
8	Jammu & Kashmir	Bharat Sanchar Nigam Limited	132	81	-51	-38.64%
9	Karnataka	Bharat Sanchar Nigam Limited	3,536	546	-2990	-84.56%
10	Kerala	Bharat Sanchar Nigam Limited	3,800	2,153	-1647	-43.34%
11	Kolkata	Bharat Sanchar Nigam Limited	754	506	-248	-32.89%
12	Madhya Pradesh	Bharat Sanchar Nigam Limited	782	478	-304	-38.87%
13	Maharashtra	Bharat Sanchar Nigam Limited	3,269	1,241	-2028	-62.04%
14	Mumbai	MTNL	6,611	3,860	-2751	-41.61%
15	North East	Bharat Sanchar Nigam Limited	351	155	-196	-55.84%
16	Odisha	Bharat Sanchar Nigam Limited	3	0	-3	-100.00%
17	Punjab	Bharat Sanchar Nigam Limited	708	281	-427	-60.31%
		Quadrant	342	284	-58	-16.96%
18	Rajasthan	Bharat Sanchar Nigam Limited	310	51	-259	-83.55%
19	TN including Chennai	Bharat Sanchar Nigam Limited	8,538	4,921	-3617	-42.36%
20	UP - East	Bharat Sanchar Nigam Limited	1,971	525	-1446	-73.36%
21	UP - West	Bharat Sanchar Nigam Limited	573	489	-84	-14.66%
22	West Bengal	Bharat Sanchar Nigam Limited	20	13	-7	-35.00%
<b>Total</b>			<b>42,135</b>	<b>20,652</b>	<b>-21483</b>	<b>-50.99%</b>
<b>Total (In Lakhs)</b>			<b>0.42</b>	<b>0.21</b>	<b>-0.21</b>	<b>-50.99%</b>

### Annexure 1.4: Service Area & Operator wise details of Village Public Telephones

Name of Circle/Service Area	Service Provider	Number of VPTs as on 31.03.2023	Number of VPTs as on 31.03.2024
Andhra Pradesh	Bharat Sanchar Nigam Ltd.	2,896	2,896
Assam	Bharat Sanchar Nigam Ltd.	105	105
Bihar	Bharat Sanchar Nigam Ltd.	6,114	6,114
Delhi	Bharat Sanchar Nigam Ltd.		
Gujarat	Bharat Sanchar Nigam Ltd.	5,278	5,278
Haryana	Bharat Sanchar Nigam Ltd.	462	462
Himachal Pradesh	Bharat Sanchar Nigam Ltd.	1,875	1,875
Jammu & Kashmir	Bharat Sanchar Nigam Ltd.	810	810
Karnataka	Bharat Sanchar Nigam Ltd.	3,656	3,656
Kerala	Bharat Sanchar Nigam Ltd.	331	331
Kolkata	Bharat Sanchar Nigam Ltd.	130	130
Madhya Pradesh	Bharat Sanchar Nigam Ltd.	10,100	10,100
Maharashtra	Bharat Sanchar Nigam Ltd.	7,846	7,846
Mumbai	Bharat Sanchar Nigam Ltd.		
North East	Bharat Sanchar Nigam Ltd.	1,182	1,182
Odisha	Bharat Sanchar Nigam Ltd.	1,554	1,554
Punjab	Bharat Sanchar Nigam Ltd.	4,493	4,493
Rajasthan	Bharat Sanchar Nigam Ltd.		
TN including Chennai	Bharat Sanchar Nigam Ltd.	5,478	5,478
UP - East	Bharat Sanchar Nigam Ltd.	568	568
UP - West	Bharat Sanchar Nigam Ltd.	3,758	3,758
West Bengal	Bharat Sanchar Nigam Ltd.	11,970	11,970
<b>Total</b>		<b>68,,606</b>	<b>68,606</b>

**Annexure 1.5 : Internet Service Provider(ISP) wise Internet Subscriber base as  
on 31.03.2024**

<b>S.N.</b>	<b>Name of Service Provider</b>	<b>Narrowband</b>	<b>Broadband</b>	<b>Total</b>
1	Reliance Jio Infocomm Ltd	0	481006113	481006113
2	Bharti Airtel Ltd.	17597251	273232881	290830132
3	Vodafone Idea Ltd	9661562	127693602	137355164
4	Bharat Sanchar Nigam Ltd.	2867166	24700185	27567351
5	Atria Convergence Technologies Limited	0	2250550	2250550
6	ONEOTT iNTERTAINMENT LIMITED	0	1216970	1216970
7	Kerala Vision Broadband Ltd.	0	1113285	1113285
8	Hathway Cable And Datacom Limited	0	1095920	1095920
9	Excitel Broadband Private Limited	0	956566	956566
10	YOU Broadband India Ltd.	178528	717279	895807
11	GTPL Broadband Pvt. Ltd.	0	799103	799103
12	Netplus Broadband Services Pvt. Ltd	0	730711	730711
13	RailTel Corporation of India Ltd.	0	572057	572057
14	ALLIANCE BROADBAND SERVICES PVT. LTD.	0	554528	554528
15	Andhra Pradesh State Fiber Net Limited	0	550846	550846
16	Tata Play Broadband Private Limited	0	463727	463727
17	Asianet Satellite Communications Ltd.	0	431657	431657
18	Mahanagar Telephone Nigam Limited	14016	392793	406809
19	Intech Online Pvt. Ltd.	0	329495	329495
20	Blue Lotus Support Services Pvt Ltd. formely Limras Eronet Broadband Service Pvt Ltd	0	287136	287136
21	Pioneer eLabs Limited	0	272042	272042
22	Quadrant Televentures Ltd.	68	263171	263239
23	Tikona Infinet Ltd.	0	203174	203174
24	Ani Broadband Service Pvt. Ltd.	0	156437	156437
25	Antariksh Softtech Private Limited	0	136795	136795
26	Indinet Service Pvt. Ltd.	0	130922	130922
27	Siti Broadband Services Pvt. Limited	0	129972	129972
28	Excell Media Pvt. Ltd.	0	127856	127856
29	Wish Net Pvt. Ltd.	0	125878	125878
30	GTPL KCBPL Broadband Private Limited	0	115442	115442
31	Airnet Cable and Datacom Pvt. Ltd.	0	105045	105045
32	Vortex Netsol Pvt. Ltd.	0	89745	89745
33	Five Network Solution (India) Ltd.	0	87097	87097
34	Ishan Netsol Pvt. Ltd.	0	82261	82261
35	Fusionnet Web Services Pvt Ltd	0	76016	76016



<b>S.N.</b>	<b>Name of Service Provider</b>	<b>Narrowband</b>	<b>Broadband</b>	<b>Total</b>
36	Thamizhaga Internet Communication Pvt Ltd	2	75632	75634
37	Microscan Infocommtech Private Limited	0	75047	75047
38	EXTRANET SUPPORTS PRIVATE LIMITED erstwhile known as Dwan Supports Pvt. Ltd.	0	73879	73879
39	K Net Solutions Pvt. Ltd.	0	64549	64549
40	DEN Broadband Limited	0	54634	54634
41	Multicraft Digital Technologies Private Limited	0	47906	47906
42	Aerpace Communications Pvt Ltd	0	47616	47616
43	ADN Broadband Private Limited	0	46056	46056
44	Radinet Info Solutions Pvt. Ltd.	0	45654	45654
45	Snet Networks Pvt. Ltd.	0	42535	42535
46	DNA Infotel Pvt. Ltd.	0	40572	40572
47	Instanet Technologies Pvt. Ltd.	0	39386	39386
48	Meghbela Cable & Broadband Servies (P) Ltd	0	38951	38951
49	Gazon Communications India Limited	0	37297	37297
50	Ethernet Xpress(I) Pvt. Ltd.	0	36201	36201
51	Readylink Internet Services Limited	0	35705	35705
52	Nuron Networks India Private Limited	0	35551	35551
53	WAVE FIBER PRIVATE LIMITED (Formerly Coastal Broadband and Online Services Pvt. Ltd.)	0	35454	35454
54	Juweriyah Networks Pvt. Ltd.	0	33515	33515
55	Ibus Virtual Network Services Private Limited	0	32165	32165
56	INFOCUS NETWORKS Pvt Ltd.	0	31535	31535
57	HYOSEC SOLUTIONS Pvt. Ltd.	0	28743	28743
58	Shree Omkar Infocomm Pvt Ltd	0	28649	28649
59	Navkar Supertech pvt Ltd	0	26916	26916
60	Digital Networks Associates Pvt. Ltd.	0	26202	26202
61	Tata Teleservices(Maharashtra) Ltd.	112	24556	24668
62	Tachyon Communications Private Limited	0	24476	24476
63	VORTEX INFOCOM PRIVATE LIMITED	0	24467	24467
64	Deshkal Network Pvt. Ltd.	0	24085	24085
65	Spiderlink Networks Pvt. Ltd.	0	23936	23936
66	Candor Infosolution Pvt. Ltd.	0	23259	23259
67	D-ATUM Vilcom Private Limited	0	22648	22648
68	Airfiber Networks Pvt. Ltd.	0	22381	22381
69	Tata Teleservices Limited	15	22356	22371
70	Kings Broadband Pvt. Ltd	0	21823	21823

<b>S.N.</b>	<b>Name of Service Provider</b>	<b>Narrowband</b>	<b>Broadband</b>	<b>Total</b>
71	Sristisanchar Webnet Limited	0	21356	21356
72	Shyam Spectra Private Limited	0	21332	21332
73	Honeycomb Telnet Private Limited	0	19498	19498
74	Genstar Network Solutions Pvt. Ltd.	0	19197	19197
75	Honesty Net Solutions (I) Pvt Ltd	0	18897	18897
76	SIKKA BROADBAND PRIVATE LIMITED	0	18854	18854
77	Fibervalley Communications Pvt. Ltd.	0	17826	17826
78	RI Networks Pvt Ltd	0	17506	17506
79	QUEST CONSULTANCY PVT LTD	0	17257	17257
80	Sri Sai Communication and Internet Pvt. Ltd.	0	16545	16545
81	Five Internet Solutions Pvt. Ltd.	0	15548	15548
82	Weebo Networks Pvt Ltd.	0	15467	15467
83	Paradise Telecom Pvt. Ltd.	0	15149	15149
84	Yashash Cable Network (Pvt.) Ltd	0	14920	14920
85	Rajesh Digital & DataCom Pvt. Ltd.	0	14450	14450
86	Pacenet Meghbela Broadband Pvt.Ltd.	0	13864	13864
87	AT Broadband Pvt. Ltd.	0	13713	13713
88	Five Net Service Provider Pvt. Ltd.	0	13245	13245
89	WAN AND LAN INTERNET PRIVATE LIMITED	0	12869	12869
90	DL GTPL Broadband Pvt. Ltd.	0	12069	12069
91	Esto Broadband Pvt. Ltd.	0	11843	11843
92	City Online Services Ltd.	0	11822	11822
93	SDH Network Pvt. Ltd.	0	11763	11763
94	VIJAYALAKSHMI NET SERVICES PRIVATE LIMITED	0	11616	11616
95	Specific Net Pvt. Ltd	0	11599	11599
96	Apple Broadband Services Pvt. Ltd.	0	11488	11488
97	R.G. Technosolutions Pvt. Ltd.	0	11471	11471
98	Net 9 Fibernet Pvt Ltd	0	10928	10928
99	Rural Broadband Pvt. Ltd.	0	10701	10701
100	INFONET COMM ENTERPRISES PVT LTD	76	10542	10618
101	Angel Air Network Solutions Pvt. Ltd.	0	10497	10497
102	Siliguri Internet & Cable TV Pvt. Ltd.	0	10432	10432
103	Vainavi Industries Limited	0	10283	10283
104	NORTH EAST DATAA NETWORK PRIVATE LIMITED	0	9950	9950
105	WEONE BROADBAND PRIVATE LIMITED	0	9883	9883
106	Kerala Fibre Optic Network Limited	0	9585	9585
107	MAHA MEDIACOM INTERNET PVT. LTD.	0	9469	9469
108	APNA TELELINK PVT. LTD.	0	8896	8896
109	Vizag Broad CastingCompany Pvt. Ltd.	0	8805	8805

S.N.	Name of Service Provider	Narrowband	Broadband	Total
110	Tata Communications Limited	86	8632	8718
111	FUTURE CONNECT BROADBAND Pvt Ltd.	0	8532	8532
112	Country Online Services Pvt. Ltd.	0	8349	8349
113	Orange Infocom PVT.LTD	0	8211	8211
114	FIBERX NETWORKS PRIVATE LIMITED (Erstwhile Known as Signum Digital Networks Pvt. Ltd)	0	8126	8126
115	Airconnect Internet Services Pvt. Ltd.	0	7847	7847
116	Vortex Infoway Private Limited	0	7819	7819
117	RAINBOW COMMUNICATIONS INDIA PRIVATE LIMITED	0	7729	7729
118	Cityzone Infonet Pvt. Ltd.	0	7725	7725
119	Lalat Internet Service Private Limited	0	7684	7684
120	WSNS PVT. LTD.	0	7557	7557
121	Multinet (Udaipur) Pvt. Ltd.	0	7433	7433
122	QUALITY BROADBAND PRIVATE LIMITED	0	7365	7365
123	Gigaline Teleservices (OPC) Pvt. Ltd	0	7336	7336
124	FOXTEL TELECOMMUNICATIONS PVT LTD	0	7325	7325
125	TJ BROADBAND NETWORK PVT LTD	0	7221	7221
126	Prisac Aviation Technologies Pvt. Ltd.	0	7071	7071
127	Sancfil Technologies Internet Services Pvt. Ltd.	0	7070	7070
128	Kappa Internet Services Pvt. Ltd.	0	7024	7024
129	Shine Communications Pvt. Ltd.	0	6917	6917
130	NEXTGEN BROADBAND PRIVATE LIMITED	0	6744	6744
131	SSCN Pvt. Ltd.	0	6713	6713
132	Elxer Communications (P)Ltd.	0	6602	6602
133	Skymax Broadband Services Pvt. Ltd.	0	6442	6442
134	Inet Fiber India Pvt. Ltd	0	6430	6430
135	SANCHAR TELENETWORK PVT LTD	0	6424	6424
136	Patel Internet Pvt. Ltd.	0	6390	6390
137	7 Star Cablenet Pvt. Ltd	0	6364	6364
138	S S Netcom Pvt. Ltd.	0	6354	6354
139	Dsouza Infotainment Pvt. Ltd.	0	6060	6060
140	DEEPNET BROADBAND PRIVATE LIMITED	0	6007	6007
141	Falconet Internet Pvt Ltd	0	5999	5999
142	Southern Online Bio Technologies Ltd.	0	5971	5971
143	SATELLITE NETCOM PRIVTAE LIMITED	5969	0	5969
144	ADN K NET FIBER PRIVATE LIMITED	0	5777	5777

<b>S.N.</b>	<b>Name of Service Provider</b>	<b>Narrowband</b>	<b>Broadband</b>	<b>Total</b>
145	LM Energy and Software Pvt. Ltd.	288	5462	5750
146	GEOCITY NETWORK SOLUTIONS PVT. LTD.	0	5739	5739
147	Praction Networks Private Limited	0	5520	5520
148	OM-ASHA Net Pvt. Ltd.	0	5388	5388
149	Sify Technologies Ltd.	243	5133	5376
150	SFOUR CABLENET PVT LTD	0	5371	5371
151	Symbios Creations Pvt. Ltd.	0	5332	5332
152	Mangaluru Broadband Network Pvt Ltd	0	5300	5300
153	ARKTEL NETWORKS PVT LTD	0	5265	5265
154	Wefe Technology Pvt. Ltd.	0	5203	5203
155	SNS Internet Services Pvt. Ltd.	0	5140	5140
156	Userlinks Netcom Pvt. Ltd.	0	5135	5135
157	Airgenie Communications Pvt. Ltd.	0	5067	5067
158	SONALI INTERNET SERVICES PVT. LTD.	0	4875	4875
159	HIGHTECH BROADBAND SERVICES PVT. LTD	0	4852	4852
160	HIGHTEC NETWORK SOLUTIONS (OPC) PRIVATE LIMITED	0	4786	4786
161	NETRUN TECHNOLOGIES PVT LTD	0	4641	4641
162	HYFY Giga Fiber Pvt. Ltd.	0	4613	4613
163	Siti vision Data Solutions Pvt Ltd	0	4543	4543
164	EM-CYBER SPACE SERVICES PVT LTD	0	4487	4487
165	FIBRE AIR SERVICES Pvt Ltd.	0	4121	4121
166	Vibhuti Networks Pvt. Ltd.	0	4054	4054
167	Blazenet Ltd.	0	4017	4017
168	Siddhant Broadband Pvt. Ltd.	0	3977	3977
169	SATHYA WEBSERVICES PRIVATE LIMITED	0	3958	3958
170	INRI COMMUNICATIONS PVT LTD	0	3955	3955
171	SUPER SONIC BROADBAND PVT LTD	0	3915	3915
172	SCNSKY DIGITAL OPC PRIVATE LIMITED	0	3724	3724
173	SoftCall Cust-O-Care Pvt. Ltd..	0	3699	3699
174	Kumar Cable Digital Network Pvt. Ltd.	0	3640	3640
175	Swiftmail Communications Ltd.	0	3640	3640
176	Nirav Infoway Pvt. Ltd	0	3615	3615
177	NEHA INFONET PVT LTD.	0	3575	3575
178	STN INFOTECH PVT. LTD.	0	3544	3544
179	delDSL Internet Pvt Ltd	0	3526	3526
180	Getway Broadband Pvt. Ltd.	0	3496	3496
181	BHIMA RIDDHI BROADBAND PRIVATE LIMITED	0	3493	3493
182	Prathamesh Broadband Pvt. Ltd	0	3486	3486

<b>S.N.</b>	<b>Name of Service Provider</b>	<b>Narrowband</b>	<b>Broadband</b>	<b>Total</b>
183	Mukand Infotel Pvt. Ltd.	0	3335	3335
184	Net Access Internet India Private Limited	0	3284	3284
185	INSPITELESOLUTIONS PRIVATE LIMITED	0	3233	3233
186	Krishinet Infocom Pvt. Ltd.	0	3225	3225
187	Sri Nagar Net Tech Pvt. Ltd.	0	3191	3191
188	Rainbow Internet teleservices Pvt Ltd	0	3184	3184
189	Channel III Internet Pvt. Ltd.	0	3172	3172
190	Maharaj Netsol Pvt Ltd	0	3136	3136
191	BHORER ALO CABLE AND BROADBAND PRIVATE LIMITED	0	3134	3134
192	Netfox Networks Private Limited	0	3130	3130
193	AS Broadband Pvt. Ltd	0	3128	3128
194	DREAMLINK TECHNOLOGIES PVT LTD	0	3122	3122
195	MicroNet Gigafiber Pvt Ltd	0	3025	3025
196	Spherebox Internet Services Private Limited	0	3022	3022
197	Pegasuswave Private Limited	0	3018	3018
198	ZYETEK TELECOM PRIVATE LIMITED	0	2969	2969
199	Renu Giga Fiber Pvt. Ltd.	0	2904	2904
200	ajab media vision pvt. Ltd.	0	2900	2900
201	DEHRADUN E NET SOLUTIONS PRIVATE LIMITED	0	2879	2879
202	Flashcom Network Pvt. Ltd.	0	2862	2862
203	AAACLOUD TELEPHONY PRIVATE LIMITED	0	2822	2822
204	Foxcell Communications Pvt. Ltd.	0	2822	2822
205	Spider Broadband Pvt. Ltd..	0	2821	2821
206	Netfirre Communications Pvt. Ltd.	0	2816	2816
207	Sherie Plexus ISP Pvt. Ltd.	0	2779	2779
208	NETVISION AWADH NETWORKS PVT LTD	0	2774	2774
209	NETWAY INTERNET PVT. LTD.	0	2764	2764
210	Kovai Fibernet Pvt. Ltd.	0	2756	2756
211	VRD Web Services Pvt. Ltd.	0	2696	2696
212	Exnet Broadband Pvt. Ltd.	0	2670	2670
213	Johnson Telemarketers Pvt. Ltd.	0	2627	2627
214	Niss Internet Services Pvt. Ltd.	0	2618	2618
215	Qwistel Network Service Pvt Ltd	0	2566	2566
216	ADRI INFOCOM Pvt. Ltd.	0	2559	2559
217	Dishawaves Infonet Pvt. Ltd..	0	2538	2538
218	GNANA 11 COMMUNICATION PVT LTD	0	2523	2523
219	Myguru Online India (P)Ltd.	0	2502	2502
220	Deenet Services Pvt Ltd	0	2475	2475
221	Gstech Software Systems Pvt Ltd	0	2456	2456

<b>S.N.</b>	<b>Name of Service Provider</b>	<b>Narrowband</b>	<b>Broadband</b>	<b>Total</b>
222	HBS Network Pvt. Ltd.	0	2455	2455
223	Karunay Internet Pvt. Ltd.	0	2444	2444
224	Chandra Net Pvt. Limited	0	2435	2435
225	Amar Broadband Pvt. Ltd..	0	2434	2434
226	Seven Star Digicomm Pvt. Ltd..	0	2426	2426
227	North Point Services Pvt. Ltd.	0	2387	2387
228	A.S.C.S.C. DIGITAL PRIVATE LIMITED	0	2369	2369
229	NET4U SERVICES PVT. LTD.	0	2367	2367
230	WOW Solutions and Systems Pvt. Ltd	0	2358	2358
231	Antarjal IT Communication Pvt. Ltd.	0	2356	2356
232	SBR Telecom Pvt. Ltd.	0	2350	2350
233	Real Wire Express Network Pvt. Ltd.	0	2341	2341
234	Seashell Networking Pvt Ltd	0	2315	2315
235	Fiberzone communication Pvt Ltd	0	2302	2302
236	OUTOFBOX NETWORKS PRIVATE LIMITED	0	2290	2290
237	SMART NET INDIA PVT LTD	0	2270	2270
238	VENKATA SAI INTERNET PRIVATE LIMITED	0	2240	2240
239	Bakliwal Telecom Services Pvt. Ltd.	0	2236	2236
240	SSKY CONNEECT Pvt Ltd.	0	2192	2192
241	KOLI'Z PRIVATE LIMITED	0	2180	2180
242	Galaxynet Connections Pvt. Ltd.	0	2153	2153
243	JDM Broadband Services Pvt. Ltd.	0	2132	2132
244	Suntech Sanchar Private Limited	0	2123	2123
245	IRISTEL Communication Private Limited (Erstwhile Known as Lotus Broadband Pvt. Ltd.)	0	2075	2075
246	Classic Internet and Cable Services Pvt. Ltd.	0	2072	2072
247	Jetspot Networks Pvt. Ltd.	0	2061	2061
248	Ruhban Telecommunication Private Limited	0	2060	2060
249	Starlings Wireless Communications Pvt. Ltd.	0	2058	2058
250	Vision Smartlink Networking Pvt. Ltd.	0	2048	2048
251	VPM NETWORKS PRIVATE LIMITED	0	2038	2038
252	Allnet Broadband Network Pvt Ltd	0	2037	2037
253	SMARTLINK SOLUTIONS PVT. LTD.	0	2033	2033
254	RSW Infoway Digital Solution Pvt Ltd	0	2028	2028
255	Shikhar BroadbandEnterprises Pvt. Ltd.	0	2000	2000
256	Pink Broadband Services Pvt. Ltd.	0	1990	1990
257	Tejays Dynamic Ltd.	27	1954	1981



<b>S.N.</b>	<b>Name of Service Provider</b>	<b>Narrowband</b>	<b>Broadband</b>	<b>Total</b>
258	LAKSHAY ISOLUTIONS INDIA PRIVATE LIMITED	0	1973	1973
259	Aspirare Communications Pvt Ltd	0	1962	1962
260	Opticom Networks Pvt.Ltd	0	1961	1961
261	BLITS GLOBAL TECHNOLOGIES Pvt. LTD	0	1953	1953
262	Megatel Networks Pvt. Ltd.	0	1951	1951
263	Maulee Broadband Private limited	0	1935	1935
264	Southnet Broadband Pvt. Ltd.	0	1935	1935
265	CORREL IT SERVICE PVT LTD	0	1920	1920
266	Merv Enterprises Pvt Ltd	0	1897	1897
267	World Fibernet Private Ltd	0	1895	1895
268	INFINET BROADBAND PRIVATE LIMITED	0	1894	1894
269	Scud Communication Pvt. Ltd.	0	1870	1870
270	First Mile Digital Private Limited	0	1860	1860
271	D Nex technology Pvt. Ltd.	0	1846	1846
272	Bakcom Networks India Pvt. Ltd.	0	1841	1841
273	Sanchit Infocom Pvt Ltd	0	1818	1818
274	F2H Networks Pvt. Ltd.	0	1806	1806
275	ZESS NETWORKS PRIVATE LIMITED	0	1782	1782
276	psnet solutions pvt ltd	0	1745	1745
277	DNS SKYLINK PVT. LTD.	0	1728	1728
278	TRICHY CHANNEL NINE CABLENET PRIVATE LIMITED	0	1721	1721
279	Lbs Infoway India Pvt. Ltd.	0	1720	1720
280	City Online AP Pvt. Ltd.	0	1718	1718
281	Syntego Technologies India Pvt. Ltd.	0	1694	1694
282	MOVEX DIGITAL TECHNOLOGY PVT LTD	0	1683	1683
283	Protoact Digital Network Pvt. Ltd.	0	1683	1683
284	Bittel Telecom Private Limited	0	1676	1676
285	Wizbyte Networks Private Limited	30	1646	1676
286	Skyline Infonet Pvt. Ltd.	0	1673	1673
287	JB Jain Broadband Solutions Private Limited	0	1662	1662
288	KARAD-D-INFRA GIGA NET PRIVATE LIMITED	0	1659	1659
289	GRAND BROADBAND SERVICES PRIVATE LIMITED	0	1658	1658
290	Osbnnet Broadband Pvt. Ltd.	0	1646	1646
291	VAYU ONLINE PRIVATE LIMITED	0	1635	1635
292	Sefaro Networks Pvt. Ltd.	0	1629	1629
293	UK GIGAFIBER INTERNET SERVICES PRIVATE LIMITED	0	1629	1629

<b>S.N.</b>	<b>Name of Service Provider</b>	<b>Narrowband</b>	<b>Broadband</b>	<b>Total</b>
294	Sadaa SmartlinksCommunication Pvt. Ltd.	0	1621	1621
295	METANET TELECOMMUNICATIONS INDIA (OPC) PRIVATE LIMITED	0	1620	1620
296	Susneham Private Limited	0	1620	1620
297	Jeebr Internet Service Private Limited	0	1619	1619
298	AMK SUNBEAM COMMUNICATION PRIVATE LIMITED	0	1618	1618
299	ALACRIY NET SYSTEM SERVICE PRIVATE LIMITED	0	1616	1616
300	Jiffy Cable & Datacom Pvt. Ltd.	0	1616	1616
301	FoFo Networks Private Limited	0	1611	1611
302	Spectram Telecom Pvt.Ltd	0	1604	1604
303	S P Internet Technologies Pvt. Ltd.	0	1592	1592
304	KWIKZO TELECOMM Pvt. LTD	0	1582	1582
305	Charotar Telelink Pvt. Ltd..	0	1578	1578
306	Megahertz Internet Network Pvt. Ltd.	0	1577	1577
307	Onet Digital Networks Pvt. Ltd..	0	1574	1574
308	Sphier Infotech PVT. LTD.	0	1564	1564
309	F/X Wireless Technology Services Pvt. Ltd.	0	1561	1561
310	Teligus Networks Pvt. Ltd	0	1558	1558
311	Corsica Solutions Private Limited	0	1555	1555
312	Skynet Datacom Pvt. Ltd.	0	1547	1547
313	B2H Infonet Pvt. Ltd.	0	1534	1534
314	Mana Broadband Pvt. Ltd.	0	1524	1524
315	Capture Network Systems Pvt. Ltd.	0	1517	1517
316	Speednet Unique Network Pvt. Ltd.	0	1506	1506
317	MORE WIFI INTERNET PRIVATE LIMITED	0	1500	1500
318	Ski Network Services Pvt. Ltd	0	1486	1486
319	Thrishul Broadband Pvt. Ltd..	0	1481	1481
320	Mayekar Broadband Pvt. Ltd.	0	1476	1476
321	ERO WIDE COMM Pvt. Ltd.	0	1466	1466
322	NGC Broadband Pvt. Ltd.	0	1444	1444
323	S S Fiber Net OpticalCommunication Pvt. Ltd.	0	1440	1440
324	F2Connect Private Limited	0	1435	1435
325	Speedmaxx Digital Networks Pvt. Ltd.	0	1412	1412
326	MGI NETWORKS PVT LTD	0	1410	1410
327	Packenet Solutions Pvt. Ltd.	0	1409	1409
328	INET SEVICES PVT LTD	0	1407	1407
329	Unigro Infranet Online Pvt. Ltd.	0	1389	1389
330	SIS NETWORKS PVT LTD	0	1382	1382



<b>S.N.</b>	<b>Name of Service Provider</b>	<b>Narrowband</b>	<b>Broadband</b>	<b>Total</b>
331	Smart Wi5 Pvt. Ltd.	0	1372	1372
332	Sundaram Broadband Pvt Ltd	0	1358	1358
333	GREEN ARROW TECHNOLOGY PRIVATE LIMITED	0	1355	1355
334	VSJ INTERNET SERVICES PVT. LTD.	0	1338	1338
335	Stackbit Internet Services Pvt. Ltd.	0	1326	1326
336	Cyber City ExtremeBroadband Pvt. Ltd.	0	1321	1321
337	Unitel Media Pvt. Ltd.	0	1320	1320
338	MAULI SHIV CABLE INTERNET SERVICES PRIVATE LIMITED	0	1319	1319
339	Blu Ultraband Internet Services Private Limited	0	1316	1316
340	CARE BROADBAND PRIVATE LIMITED	0	1308	1308
341	R2 Net Solutions Pvt. Ltd.	0	1304	1304
342	Sigaram Networks Pvt. Ltd.	0	1302	1302
343	Minnal DigitalNetwork (P) Ltd.	0	1292	1292
344	DHL Broadband Net Pvt. Ltd.	0	1288	1288
345	Vizag BroadbandCommunications Pvt. Ltd.	0	1283	1283
346	Nikita Broadband Pvt. Ltd	0	1275	1275
347	Oxynet Telecommunications Pvt. Ltd	0	1265	1265
348	Veloxx Telecom Pvt. Ltd.	0	1262	1262
349	Gigacast Network Pvt. Ltd.	0	1261	1261
350	Airwaves Internet Pvt. Ltd.	0	1255	1255
351	MAURY BROADBAND MARKETING PRIVATE LIMITED	0	1252	1252
352	City Broadband Network Pvt Ltd	0	1248	1248
353	MAKS COMMUNICATIONS PVT.LTD.	0	1248	1248
354	Peak Air Pvt. Ltd.	0	1236	1236
355	TECHNETSOL INFOTECH PRIVATE LIMITED	0	1235	1235
356	Venessa Internet Pvt. Ltd.	0	1223	1223
357	UNITED STARS NETWORK PRIVATE LIMITED	0	1221	1221
358	AIRWIR TECHNOLOGIES PVT LTD	0	1220	1220
359	Uzaina Business India Pvt. Ltd.	0	1220	1220
360	Treelink Broadband Pvt. Ltd.	0	1214	1214
361	GOAN FIBERNET INDIA PRIVATE LIMITED	0	1212	1212
362	Shrisai Shavenk Technologies Pvt. Ltd.	0	1205	1205
363	Grace Teleinfra Pvt Ltd	0	1200	1200
364	Global (India) Tele Infra Pvt. Ltd.	0	1196	1196
365	Sharplink Wireless Solution Pvt. Ltd.	0	1194	1194
366	Poem Techno Pvt. Ltd.	0	1186	1186

<b>S.N.</b>	<b>Name of Service Provider</b>	<b>Narrowband</b>	<b>Broadband</b>	<b>Total</b>
367	FTTX Broadband P Ltd	0	1180	1180
368	REVOLUTION BROADBAND PVT LTD	0	1177	1177
369	Navkar Netsol Pvt. Ltd..	0	1160	1160
370	MAHRTH INTERNET SERVICES PRIVATE LIMITED	1152	0	1152
371	SkyComm Internet Service Private Limited	0	1151	1151
372	CONNECT4SURE TECHNOLOGIES PRIVATE LIMITED	0	1148	1148
373	SHAILDHAR TELECOM SERVICES Pvt. LTD	0	1141	1141
374	Sampath Venkateswara Communications Pvt. Ltd.	0	1133	1133
375	EBENEZAR COMMUNICATIONS PVT. LTD.	0	1126	1126
376	AKD NETWORK PRIVATE LIMITED	0	1125	1125
377	Macro Signal Pvt. Ltd	0	1122	1122
378	In Broadband Pvt.ltd	0	1121	1121
379	Green Tech Net Com Pvt. Ltd.	0	1118	1118
380	KKD Broadband Pvt Ltd	0	1118	1118
381	Mhase Internet Network (OPC) Pvt. Ltd.	0	1111	1111
382	ARCLINK NETWORK Pvt Ltd.	0	1109	1109
383	ACN Fiber Pvt. Ltd.	0	1100	1100
384	CITY TRANSMISSION NETWORK PRIVATE LIMITED	0	1094	1094
385	Suniman Cable and Net Pvt Ltd	0	1090	1090
386	Briskcom Infoway Pvt. Ltd.	0	1081	1081
387	Hardwork Cable & Internet services Pvt. Ltd.	0	1072	1072
388	POWERNET TELECOM PRIVATE LIMITED	0	1069	1069
389	MARUTHI INTERNET PRIVATE LIMITED	0	1056	1056
390	CATLA IT&ENGG. CO. PVT LTD.	0	1050	1050
391	Trueinet Networks Pvt.Ltd	0	1047	1047
392	MULTIREACH BROADBAND SERVICES PRIVATE LIMITED	0	1026	1026
393	Netlinx Limited	0	1016	1016
394	SKY ONLINE TECHNOSYSTEM PVT LTD	0	1016	1016
395	FASTNET COMMUNICATION PVT. LTD.	1014	0	1014
396	Al-Mairah Braodband Pvt. Ltd.	0	995	995
397	FLYLINK INTERNET SERVICES PRIVATE LIMITED	0	991	991
398	Sukruti Gcn Networks Pvt. Ltd.	0	985	985
399	Hostaxis Network Pvt. Ltd.	0	974	974
400	DA Smartzone Pvt. Ltd.	0	972	972
401	GPS Connection Private Limited	0	972	972

S.N.	Name of Service Provider	Narrowband	Broadband	Total
402	AHM Digital Network Pvt Ltd	0	970	970
403	Lakecity Intercom Private Limited	0	970	970
404	Netfirst Communications Pvt. Ltd.	0	969	969
405	FIBERSTORY COMMUNICATIONS PRIVATE LIMITED (erstwhile SHENG LI TELECOM INDIA PRIVATE LIMITED)	0	968	968
406	Ashley Internet Services Pvt. Ltd.	0	961	961
407	PRIYANK INFOMATICS (OPC) PRIVATE LIMITED	0	961	961
408	OM INTERNET BROADBAND SERVICE Pvt. LTD	960	0	960
409	Rtel Internet services Pvt Ltd	0	960	960
410	Elitel Solutions Private Limited	0	948	948
411	M Netplus Communication Services Pvt Ltd	0	946	946
412	Anushree Digital Network Pvt Ltd	0	944	944
413	Surround Networks Pvt Ltd	0	943	943
414	JCN INTERNET PVT LTD	0	942	942
415	DIGHES INTERNET SERVICES OPC PRIVATE LIMITED	0	933	933
416	NetMagic Solutions(P) Ltd.	0	927	927
417	Asg Telecom Pvt. Ltd	0	924	924
418	ALWAR ONLINE PVT LTD	0	910	910
419	Seyon Tele Infra Private Limited	0	910	910
420	WANSH INTECH SERVICES HUB PRIVATE LIMITED	0	909	909
421	M/s NTT Communications India Network Services Private Ltd.	0	905	905
422	Sarvada net Pvt. Ltd	0	903	903
423	Spider Broadband & Cable Pvt. Ltd.	0	903	903
424	Glo Internet Services Pvt Ltd	0	901	901
425	OM SHIV SAI INTERNET SERVICE (OPC) PVT. LTD	0	900	900
426	RADHIKA COMMUNICATION BROADBANDPRIVATE LIMITED	0	898	898
427	Ultimate Internet Services Pvt. Ltd.	0	897	897
428	R.P.TECH-ZONE PRIVATE LIMITED	0	896	896
429	Shri Samarth Infobahn Pvt. Ltd.	893	0	893
430	ZENNET SERVICES PRIVATE LIMITED	0	893	893
431	SRI KRISHNA INTERNET SERVICE PVT LTD	0	889	889
432	Darer Internet Services Pvt. Ltd.	0	886	886
433	IAXN TELECOM PVT LTD	0	884	884

S.N.	Name of Service Provider	Narrowband	Broadband	Total
434	ARJUN BROADBAND PRIVATE LIMITED	0	881	881
435	HPS DIGITAL BROADBAND PVT LTD	0	877	877
436	MIT ONLINE OPC Pvt Ltd	0	877	877
437	Ficus Telecom Pvt. Ltd.	0	873	873
438	Mhatoba BroadbandPvt. Ltd	0	869	869
439	Wyris Network Pvt. Ltd.	0	864	864
440	Sai Dwarawati Net Services Pvt. Ltd.	0	860	860
441	BTS TELECOM PVT LTD	0	852	852
442	Gulbarga Mega Speed Pvt Ltd	0	851	851
443	Primenet Global Private Limited (erstwhile known as Primenet Global Ltd.)	0	851	851
444	IQTERA COMMUNICATION PVT LTD	0	850	850
445	Skyber Broadband Service Pvt. Ltd	0	850	850
446	Balaji Infra Ray Pvt. Ltd.	0	842	842
447	SNDC COMMUNICATION PRIVATE LIMITED	0	841	841
448	Nettab Broadband Pvt Ltd	0	836	836
449	Meerut Internet Services Pvt. Ltd.	835	0	835
450	AU NetworksPvt. Ltd.	0	832	832
451	Clickian Network Pvt. Ltd.	0	832	832
452	NETSAT COMMUNICATIONS PVT. LTD.	0	822	822
453	VICTORY DIGITAL NETWORK PRIVATE LIMITED	0	821	821
454	Rathnaa Spectra Pvt. Ltd.	0	813	813
455	SRI NETT PRIVATE LIMITED	0	813	813
456	Graceway Infrastructure and Services Pvt. Ltd	0	812	812
457	Sharva Telenet Private Limited	0	812	812
458	RAGAI NETWORK PRIVATE LIMITED	0	810	810
459	Gleam Worldwide Services Pvt. Ltd.	0	797	797
460	SVD Digital Networks Pvt. Ltd.	0	793	793
461	Telosy Telecom Pvt. Ltd.	0	791	791
462	KESHAVA DIGITAL NETWORK PVT. LTD.	0	789	789
463	Reliance Communications Limited	785	0	785
464	Excel UG Pvt. Ltd	0	784	784
465	Uttam Infranet Pvt. Ltd..	0	778	778
466	Suraj Networks Pvt. Ltd.	0	775	775
467	SRI BALAJI INTERNET PVT LTD	0	770	770
468	Bapu Internet ServicesPvt. Ltd.	0	768	768
469	Alegra Communication Pvt Ltd	0	763	763
470	DURONTO NETWORKS (OPC) PRIVATE LIMITED	0	756	756
471	Moradabad Internet Services Pvt. Ltd.	0	753	753

<b>S.N.</b>	<b>Name of Service Provider</b>	<b>Narrowband</b>	<b>Broadband</b>	<b>Total</b>
472	PARAMOUNT INFINET PVT. LTD.	0	752	752
473	swami Samarth Broadband Service Pvt Ltd	0	750	750
474	MAXNET DIGITAL PRIVATE LIMITED	0	745	745
475	Wavetree Networks Pvt. Ltd.	0	742	742
476	INFOLINK BROADBAND SERVICES PRIVATE LIMITED	0	739	739
477	SG Broadband Internet Pvt. Ltd.	0	736	736
478	Click 4 Net InternetServices Pvt. Ltd.	0	734	734
479	FASTCOM TELELINK PRTVATE LIMITED	0	734	734
480	GVREDDY TELECOMMUNICATIONS (OPC) PVT LTD	0	731	731
481	Bluwaves Internet Services India Pvt. Ltd.	0	729	729
482	Shass Information and Quality Engineering Services Pvt. Ltd.	0	728	728
483	PJR NET SERVICE PRIVATE LIMITED	0	725	725
484	Shineplus Networks Pvt. Ltd.	0	725	725
485	Power Grid Corporation of India Ltd.	0	723	723
486	Rida Communication Pvt. Ltd.	0	721	721
487	Spirenet Digital Communications Pvt. Ltd.	0	720	720
488	CHARLIEBOY NETWORK PRIVATE LIMITED	0	710	710
489	Mahabal Net Service Provider	0	710	710
490	Cloudnet Communications Pvt. Ltd.	0	706	706
491	Dreamnet Gigafiber Pvt Ltd	0	702	702
492	OUTRAGEOUS NETSOLE PRIVATE LIMITED	700	0	700
493	Software Technology Parks of India	8	690	698
494	Vimal Telecom Pvt. Ltd	0	694	694
495	GAURESH CABLENET SERVICES PRIVATE LIMITED	0	693	693
496	HINDAVI TELECOM PRIVATE LIMITED	0	689	689
497	Kosmic Broadband Pvt Ltd	0	688	688
498	Gloiosa Infotel IT Services Pvt Ltd.	0	682	682
499	B R MHATRE PRIVATE LIMITED	0	681	681
500	C. J. Online Pvt. Ltd.	0	679	679
501	Spark Telecommunication Private Limited	0	677	677
502	SAI DWARAWATI NET SERVICES PVT. LTD.	0	675	675
503	FASTJET TELECOM PRIVATE LIMITED	0	674	674
504	TOUCH NET INDIA TELESERVICES PRIVATE LIMITED	0	671	671
505	N4U broadband pvt.ltd	0	670	670
506	RK Broadband Hifi Services Pvt Ltd	668	0	668

<b>S.N.</b>	<b>Name of Service Provider</b>	<b>Narrowband</b>	<b>Broadband</b>	<b>Total</b>
507	BASS NETWORKS PRIVATE LIMITED	0	661	661
508	INCUBIX UNIFIED SOLUTIONS PRIVATE LIMITED	0	661	661
509	HDM BROADBAND PRIVATE LIMITED	0	655	655
510	Frontier Infra Communications(P) Ltd.	0	654	654
511	Development Logics Solutions Pvt. Ltd.	0	650	650
512	Goodwill Smartlink Pvt. Ltd.	0	647	647
513	JOITEX TELECOM PRIVATE LIMITED	0	645	645
514	ACME Diginet Corporation Pvt. Ltd.	0	634	634
515	BENVAR PRIVATE LIMITED	0	631	631
516	Blue Net IT Solutions Pvt. Ltd.	0	631	631
517	YES BROADBANDPRIVATE LIMITED	0	631	631
518	Bass Jokernet Pvt. Ltd.	0	630	630
519	COMPLIANCE BROADBAND PRIVATE LIMITED	3	615	618
520	Airnetz Broadband Services Pvt. Ltd.	0	613	613
521	Nandini Broadband Pvt. Ltd.	0	613	613
522	Omata Net Pvt. Ltd.	0	612	612
523	Datamax Technologies Pvt Ltd	0	611	611
524	Airway Communication Services India Pvt. Ltd.	0	608	608
525	RNET GIGAFIBER Pvt. LTD	608	0	608
526	CLOUDPATH TELECOM PVT LTD	0	604	604
527	ALLIED IT INFRASTRUCTURE & SERVICES PRIVATE LIMITED	603	0	603
528	Easy Solutions InternetServices Pvt. Ltd.	0	600	600
529	INTERJET INDIA PRIVATE LIMITED	0	599	599
530	VASANSHAH NETWORK PRIVATE LIMITED	0	598	598
531	Rajesh Patel Net Services Pvt. Ltd.	0	596	596
532	RSBS Online Services Pvt. Ltd.	0	595	595
533	Tanvi Broadband Pvt Ltd	0	593	593
534	Clicknet Communication Pvt. Ltd.	0	592	592
535	LIMERICK TECHNOLOGIES PRIVATE LIMITED	0	591	591
536	Bandwidth Infinity Pvt. Ltd	0	582	582
537	Aeroway Networks Pvt. Ltd.	0	581	581
538	R.P World Webnet Pvt.Ltd.	0	579	579
539	BHR BROADBAND Pvt. LTD	0	577	577
540	Gowio Networks Pvt. Ltd	0	576	576
541	MSINFINITY ETHERNET SOLUTIONS PRIVATE LIMITED	0	575	575
542	GIGANET DIGITAL NET SERVICES PRIVATE LIMITED	0	574	574

<b>S.N.</b>	<b>Name of Service Provider</b>	<b>Narrowband</b>	<b>Broadband</b>	<b>Total</b>
543	Alphanet Broadband Pvt Ltd	0	571	571
544	Nanjil Internet Services Pvt. Ltd.	0	560	560
545	Touchnet Broadband Services Pvt. Ltd.	0	560	560
546	Nextra Communications Private Limited	0	555	555
547	NETARC SOLUTIONS PRIVATE LIMITED	0	551	551
548	Blazing SpeedBroadband Pvt. Ltd.	0	550	550
549	Prayag BroadbandPvt. Ltd.	0	550	550
550	Sivaan Infocom Pvt. Ltd	0	550	550
551	Daksh Broadband Services Pvt. Ltd.	0	549	549
552	Digital2Virtual ISP Pvt. Ltd.	0	549	549
553	Panav Network and Communications Private Limited	0	548	548
554	PRATIK NETWORKING SOLUTIONS PRIVATE LIMITED	0	547	547
555	Fastnet Wire & Wireless Solutions Pvt. Ltd.	0	543	543
556	HANSA BROADBAND SERVICES PRIVATE LIMITED	0	543	543
557	FIBER POWER CONNECTS PRIVATE LIMITED	0	540	540
558	SARVA AIRWORLD NETWORK PVT LTD	0	533	533
559	Singh Televentures Pvt Ltd	0	530	530
560	Sprioc Web Private Limited	0	529	529
561	Malang Solutions Pvt. Ltd.	0	527	527
562	Sparklink. Net Pvt. Ltd.	0	525	525
563	RAAGAV COMMUNICATIONS PVT LTD	0	524	524
564	7 Sai Net Solutions Pvt. Ltd.	0	522	522
565	AT&T Global Network Service India Private Limited	0	522	522
566	AL HUTAIB NETSOL PRIVATE LIMITED	0	521	521
567	APPCALL INTERNET SERVICES PRIVATE LIMITED	0	521	521
568	SERANS FIBERNET PRIVATE LIMITED	0	521	521
569	Unborn Networks Pvt. Ltd.	0	520	520
570	Vinayaga Communications Pvt Ltd.	0	517	517
571	WIND STREAM NETWORK PRIVATE LIMITED	0	516	516
572	Manish Infocom Pvt. Ltd.	0	511	511
573	Spiretel Technologies Pvt Ltd	0	509	509
574	Feathers wireless network (opc) Pvt. Ltd.	0	506	506
575	NC BROADBAND SERVICES PRIVATE LIMITED	0	506	506
576	G B Internet Service Private Limited	0	505	505
577	CONSAM TELECOM PRIVATE LIMITED	0	504	504



S.N.	Name of Service Provider	Narrowband	Broadband	Total
578	Robust Pixel Connect Private Limited	0	502	502
579	Smart Choice Wireless Network Pvt. Ltd.	501	0	501
580	RACSANN TECHNOLOGIES PVT. LTD.	0	500	500
581	Royal Connect Solutions Pvt. Ltd	0	499	499
582	Monark Broadband Private Limited	0	497	497
583	VELS FIBERNET PRIVATE LIMITED	0	497	497
584	Cityline Networks Pvt Ltd	0	496	496
585	DE-CIX Interwire Internet Services Pvt. Limited	0	496	496
586	Suncity Broadband Pvt. Ltd.	0	493	493
587	JMD INTERNET AND SERVICES PVT. LTD.	0	490	490
588	KOSHI BROADBAND COMMUNICATIONS (OPC) PVT LTD	0	487	487
589	Mall and Mall Digiworld Pvt. Ltd.	0	487	487
590	Dhanam Internet Services India Pvt. Ltd.	0	479	479
591	SHREE MANORANJAN BROADBAND PRIVATE LIMITED	0	478	478
592	CNS Infotel Services Pvt. Ltd..	0	477	477
593	ULTRAVISION INFOSERVE PVT LTD	0	476	476
594	KASHID TELECOM INDIA PRIVATE LIMITED erstwhile Shree Manoranjan Broadband Pvt. Ltd.	0	475	475
595	Texas Connect Private Limited	0	475	475
596	INTERCITY FIBER NETWORKS PRIVATE LIMITED	0	472	472
597	NEONET COMMUNICATIONS PVT. LTD.	0	470	470
598	Alien DNS Pvt. Ltd.	0	468	468
599	SYNCFAC TO CONSULTING Pvt Ltd.	0	465	465
600	Unisas Netserve Pvt. Ltd.	0	464	464
601	SANSOM NETTECH PRIVATE LIMITED	0	462	462
602	Gaba Associates internet service provider pvt ltd.	0	461	461
603	DV INFOCOM PRIVATE LIMITED	0	459	459
604	KKM Broadband Internet Pvt. Ltd.	0	457	457
605	OPTO Communications Private Limited	0	456	456
606	Ishani Broadband Pvt Ltd	0	453	453
607	GTECH COMMUNICATION Pvt Ltd	0	451	451
608	MANA INTERNET SERVICES PRIVATE LIMITED	0	451	451
609	Sistemas Information Technology Pvt. Ltd.	0	451	451
610	Reticule Infotech Pvt. Ltd.	0	447	447
611	Aeronet online services private limited	0	443	443



<b>S.N.</b>	<b>Name of Service Provider</b>	<b>Narrowband</b>	<b>Broadband</b>	<b>Total</b>
612	Acegen Broadband Pvt. Ltd.	0	442	442
613	Gorkha Infotech Private Limited	0	442	442
614	MREZHI INTERNET PRIVATE LIMITED	0	440	440
615	Daan Communications Private Limited	0	438	438
616	SmchondheCommunication Pvt. Ltd	0	438	438
617	SAPTRANET INDIA PVT LTD	0	437	437
618	BBRG Communication and Internet Pvt. Ltd.	0	435	435
619	BSL Technologies Pvt. Ltd.	0	435	435
620	Wireline Solution India Pvt Ltd	0	432	432
621	Quick Link Broadband and Services Pvt. Ltd.	0	429	429
622	7 STAR INFOCOM PRIVATE LIMITED	0	428	428
623	DMDS SOLUTIONSPRIVATE LIMITED	0	425	425
624	Kataria Net Solutions Pvt. Ltd.	0	420	420
625	airtechzone services india private limited	0	417	417
626	Sysnet Broadband Services Pvt. Ltd.	0	417	417
627	SAI KUMAR INFONET PRIVATE LIMITED	0	414	414
628	TRACKNET SERVICES PVT LTD	0	413	413
629	SPARKLIGHT INTERNET PRIVATE LIMITED	0	410	410
630	Linkway Internet Pvt.Ltd.	0	409	409
631	BPS COMMUNICATION AND SERVICES PRIVATE LIMITED	0	405	405
632	RUSH ME BROADBAND PRIVATE LIMITED	0	403	403
633	SIDDIQUI GLOBAL SERVICES PVT LTD	0	403	403
634	LINK 4 DATA COMMUNICATION PVT LTD	0	402	402
635	Onepipe Telecom Pvt. Ltd	0	402	402
636	FASUTONETTO SERVICES PRIVATE LIMITED	0	400	400
637	HANUMAT NETWORKS PRIVATE LIMITED	0	397	397
638	VDCN INFOTECH PRIVATE LIMITED	0	394	394
639	Visputes Internet Pvt. Ltd.	0	394	394
640	TECHNOMEX INFOCOM SYSTEMS PVT LTD.	0	392	392
641	I-Infolink Networks Pvt. Ltd.	0	391	391
642	Earthlink Broadband Pvt. Ltd	0	390	390
643	Airlink Communications Pvt. Ltd.	0	382	382
644	VORRUCKEN NETWORKS PRIVATE LIMITED	0	382	382
645	Gera Cable Internet Service Pvt. Ltd.	0	381	381
646	Skylink Fibernet Pvt. Ltd.	0	380	380

<b>S.N.</b>	<b>Name of Service Provider</b>	<b>Narrowband</b>	<b>Broadband</b>	<b>Total</b>
647	Pteron Communication Pvt. Ltd	0	377	377
648	Terrafiber Networks Pvt. Ltd.	0	377	377
649	VIVEK NETWORK PRIVATE LIMITED	0	376	376
650	Cybernet Introtech Pvt. Ltd.	0	375	375
651	NETZI BROADBAND SERVICES PVT LTD	373	0	373
652	Peer Networks Private Limited	0	373	373
653	Starnet Global Pvt. Ltd.	0	370	370
654	Rocketwire Internet Solutions Pvt. Ltd.	0	365	365
655	DMP Internet ServicesPvt. Ltd	0	361	361
656	KSK Broadband Pvt. Ltd.	0	357	357
657	JD Net Enterprises Pvt. Ltd	0	356	356
658	Imperium Digital Network Pvt. Ltd.	0	355	355
659	Hipoint Connect Pvt. Ltd.	0	354	354
660	Honey Broadband Services Pvt. Ltd.	0	354	354
661	3J Global Services Pvt Ltd	0	353	353
662	PRO MULTILINK SERVICE (OPC) PRIVATE LIMITED	0	350	350
663	WAY2NET IT SERVICES PVT LTD	0	350	350
664	Nandita Infocom Pvt. Ltd.	0	347	347
665	Sense Connect IT Pvt. Ltd.	0	347	347
666	INYCB Network Pvt. Ltd.	0	345	345
667	Zoram Infonet Pvt. Ltd.	0	345	345
668	PULSE TELESYSTEMS PRIVATE LIMITED	0	343	343
669	VERYS INFOTECH PRIVATE LIMITED	0	335	335
670	PRONET PRIVATE LIMITED	0	334	334
671	Varsha Datacom Services Pvt. Ltd.	0	333	333
672	Sai Akshay Internet Services Pvt Ltd.	0	332	332
673	VN ETHERNET INDIA PRIVATE LIMITED	332	0	332
674	Yuvaa Communications Private Limited	0	332	332
675	Citylink Broadband Services Pvt. Ltd.	0	330	330
676	BADLAPUR BROADBAND SERVICES PRIVATE LIMITED	0	329	329
677	AiriconCommunication Pvt. Ltd	0	325	325
678	Excogitate Technologies Pvt. Ltd.	0	325	325
679	R N Broadband Online Pvt. Ltd	0	325	325
680	Proline Datatech Services Pvt. Ltd.	0	324	324
681	O V NETWORKS PVT LTD	0	322	322
682	Runet infotech India pvt ltd	0	322	322
683	METREXA BROADNET PRIVATE LIMITED	0	320	320
684	Ncore Creative Technologies Pvt. Ltd	0	318	318
685	Bluenet Broadband Services Pvt. Ltd.	0	313	313
686	Barani Data Solutions Private Limited	312	0	312

S.N.	Name of Service Provider	Narrowband	Broadband	Total
687	GPALV BROADBAND PRIVATE LIMITED	0	310	310
688	AARADHY LIAISON SERVICES PRIVATE LIMITED	0	309	309
689	Speednet Infracom Pvt. Ltd.	0	308	308
690	Verizon Communications India Pvt. Ltd.	0	308	308
691	Gramin Broadband Network Pvt. Ltd.	0	307	307
692	EASYNET BROADBAND PVT LTD	0	306	306
693	Hyber Networking Pvt. Ltd.	0	305	305
694	Srushti Broadband And Internet Services Pvt. Ltd.	0	304	304
695	TRIVNET NETWORKS PRIVATE LIMITED	0	304	304
696	Voxterria Innovtions Pvt. Ltd.	0	304	304
697	TRIGART INTERNET PVT. LTD.	0	303	303
698	Inter Net LY Pvt. Ltd.	0	302	302
699	Apex Netcom India Pvt. Ltd..	0	300	300
700	Hari Om Netsol Pvt. Ltd.	0	300	300
701	King Netsol Pvt. Ltd.	0	300	300
702	Manumata Fiber Net Solutions PVT LTD	0	299	299
703	FLITZEN BROADBAND Pvt Ltd.	0	298	298
704	SBS BROADBAND AND CABLE PVT. LTD.	0	296	296
705	Sreedevi Communications Private Limited	0	294	294
706	Skyhunt IT Park Pvt. Ltd.	0	290	290
707	Ecreado Network Solutions Pvt. Ltd.	0	288	288
708	EYE FASTNET SERVICE PRIVATE LIMITED	0	286	286
709	PRO STARVISION (OPC) PVT. LTD.	0	286	286
710	SMARTLINK BROADBAND SERVICES PVT LTD	0	286	286
711	SWANAND INTERNET SERVICES PRIVATE LIMITED	0	285	285
712	ALLIANT NETWORK SOLUTIONS PRIVATE LIMITED	0	283	283
713	LINKUNIVERSE COMMUNICATION PRIVATE LIMITED	0	281	281
714	Simplex Broadband Pvt. Ltd.	0	280	280
715	BLESS NETWORK PRIVATE LIMITED	277	0	277
716	NAKODA NETWORK PRIVATE LIMITED	0	271	271
717	J-Link Infotainment Pvt. Ltd.	0	270	270
718	Digital Telco Network India Pvt. Ltd.	0	269	269
719	KALYAN BROADBAND PRIVATE LIMITED	0	266	266
720	KISHAN WEALTH MANAGEMENT PRIVATE LIMITED	0	266	266
721	HDN COMMUNICATIONS PRIVATE LIMITED	0	265	265

S.N.	Name of Service Provider	Narrowband	Broadband	Total
722	LEROY NETWORKS AND SERVICES PRIVATE LIMITED	0	265	265
723	LINKSPEED TELEINFRA PRIVATE LIMITED	0	261	261
724	LINKWAVE TECHNOLOGIES PVT LTD	0	260	260
725	SIDDHBALI INFOTECH PVT LTD.	0	260	260
726	Singh Internet Services Pvt. Ltd.	0	260	260
727	SWAMIVATVRUKSHA NET (OPC) PVT LTD	0	260	260
728	Vizcon Digital Pvt. Ltd.	260	0	260
729	Roarnet Broadband Pvt Ltd	0	258	258
730	CAB-NET SERVICES PRIVATE LIMITED	0	257	257
731	SRI RAM BROADBAND SERVICES PRIVATE LIMITED	0	257	257
732	Devdarpan Broadband Pvt Ltd	256	0	256
733	Shreepad Communication Pvt. Ltd.	0	251	251
734	CHANNEL 3 INFO MEDIA PRIVATE LIMITED	0	250	250
735	SPEEDGLOBAL TELECOM NETWORK PRIVATE LIMITED	0	250	250
736	SSICON SYSTEMS PRIVATE LIMITED	0	250	250
737	Nivak Communications Pvt. Ltd	0	249	249
738	Shivraj Broadband Internet Pvt. Ltd.	0	249	249
739	SNT Broadband Pvt. Ltd.	0	248	248
740	GIGA BEAM BROADBAND PVT.LTD.	0	247	247
741	arrow touch wireless internet private limited	0	245	245
742	Linkio Fibernet Private Limited	0	245	245
743	MRRIDSYS TECHNOLOGIES PVT LTD	0	245	245
744	Breitband Technologies Private Limited	0	243	243
745	Linktel Info Technology Pvt Ltd	0	243	243
746	AIRONET BROADBAND PRIVATE LIMITED	0	242	242
747	AWLIV LIVING SOLUTIONS PRIVATE LIMITED	0	241	241
748	HAWK NETWORKS	0	241	241
749	SG FIBERNET PRIVATE LIMITED	0	241	241
750	Elecon Information Technology Ltd.	0	240	240
751	TEJNET GIGAFIBER PRIVATE LIMITED	0	240	240
752	AEROLINK BROADBAND PRIVATE LIMITED	0	238	238
753	Ekowebtech IT Services Private Limited	0	237	237
754	Microsense Pvt Ltd	0	237	237
755	Netrexo Communications Private Limited	0	237	237
756	PRSHREE Networks Private Limited	0	237	237

S.N.	Name of Service Provider	Narrowband	Broadband	Total
757	JTM Internet Pvt. Ltd	0	236	236
758	NIKITA INTERNET SERVICES PRIVATE LIMITED	0	236	236
759	ABNSERVICES PVT LTD	0	235	235
760	BHAVANI VMD BROADBAND PRIVATE LIMITED	0	233	233
761	LAYA NETWORK PRIVATE LIMITED	0	233	233
762	SPACELINK INTERNET (OPC) PRIVATE LIMITED	0	233	233
763	Santosh cable network and datacom pvt.ltd	0	231	231
764	STN Communication & Advertising Pvt. Ltd.	0	231	231
765	MANAS INTERNET TECHNOLOGY PRIVATE LIMITED	0	230	230
766	Magnuss Broadband Service Pvt. Ltd.	0	228	228
767	ZEES BROAD BAND PRIVATE LIMITED	0	228	228
768	RIHANT INFOTECH PVT. LTD	0	227	227
769	IMMORTAL INTERNET PRIVATE LIMITED	0	226	226
770	HiFi Broadband Pvt. Ltd.	225	0	225
771	METAWAVES PRIVATE LIMITED	0	225	225
772	RIGA TECH PRIVATE LIMITED	0	225	225
773	AIT Internet Services Pvt. Ltd.	0	222	222
774	Rmax Broadband Pvt. Ltd.	0	222	222
775	WAY2AIR NET SOLUTION PVT. LTD.	0	222	222
776	ZR NET OPC PVT LTD	222	0	222
777	CLOUDINSTA24 SERVICES PRIVATE LIMITED	0	221	221
778	Vrednus Network Pvt. Ltd.	0	221	221
779	Speedster Communications Pvt. Ltd	0	220	220
780	ACEBROWSE PVT LTD	0	219	219
781	TAIBA SUPER INTERNET PRIVATE LIMITED	219	0	219
782	TENG NETWORK SOLUTION PRIVATE LIMITED	219	0	219
783	KHUSHI CABLE AND TELEINFRA PRIVATE LIMITED	0	218	218
784	CIT SOLUTIONS PVT. LTD.	0	217	217
785	SAIDEEP BROADBAND PRIVATE LIMITED	0	217	217
786	TELEMANTRRA SALES CORPORATION PRIVATE LIMITED	0	217	217
787	Sator Square Ventures Private Limited	0	215	215
788	WEBNET BROADBAND (OPC) PRIVATE LIMITED	0	213	213

S.N.	Name of Service Provider	Narrowband	Broadband	Total
789	Costel Networks Pvt. Ltd.	0	212	212
790	iBus Network & Infrastructure (P) Ltd.	0	212	212
791	Enhancelink CoreportPvt. Ltd	0	211	211
792	Tca Network Pvt Ltd	0	211	211
793	NIVID TELECOM INDIA PRIVATE LIMITED	0	210	210
794	Airwire Infocom Pvt. Ltd.	0	208	208
795	OS IT SERVICES PRIVATE LIMITED	0	207	207
796	SFNS NETWORK PVT LTD	0	207	207
797	ANODIC TELENETWORK PVT LTD	0	206	206
798	Saibaba Broadband Pvt. Ltd.	0	206	206
799	BRAMBHANI TRADERS PVT.LTD.	0	205	205
800	S.V.C CABLE NET PRIVATE LIMITED	0	205	205
801	Sath Technologies Pvt. Ltd.	0	205	205
802	Orange City InternetServices Pvt. Ltd.	0	203	203
803	JAYBHOLE CABLE VISION PRIVATE LIMITED	0	202	202
804	VAIDIK NETSOL OPC PVT LTD	0	202	202
805	VELOCITY INTERNET INDIA PRIVATE LIMITED	202	0	202
806	NETCONNECT SERVICES PRIVATE LIMITED	0	201	201
807	SHIVAM WEB NETWORKS PRIVATE LIMITED	0	201	201
808	Vaishnavaibhavi Internet Solutions Private Limited	0	201	201
809	Dhadam Hospitality & Services Pvt. Ltd.	0	200	200
810	NEAM COMMUNICATIONS PRIVATE LIMITED	0	198	198
811	NETKLIKS COMMUNICATIONS PRIVATE LIMITED	0	198	198
812	Promptnet Broadband Pvt. Ltd.	0	197	197
813	Data Ingenious Global Ltd	0	196	196
814	Netwire Internet Solutions Pvt. Ltd.	0	194	194
815	YNET TELECOM SOLUTIONS PVT LTD	0	193	193
816	LINKOTEK NETWORK PVT LTD	0	190	190
817	SHREEB NETWORK PVT LTD	0	190	190
818	FRIDDEN INFOWAY PVT. LTD..	0	189	189
819	Wi5 Internet Services Pvt. Ltd.	0	189	189
820	Cheetah Networks Pvt. Ltd.	0	188	188
821	Intermedia Cable Communication Pvt Ltd	0	186	186
822	Auspice Infratel Pvt. Ltd.	0	186	186
823	M-TEL Networks (P) Ltd	0	186	186
824	BT Global Communication India Pvt. Ltd.	0	185	185

S.N.	Name of Service Provider	Narrowband	Broadband	Total
825	SGCI Pvt. Ltd.	0	185	185
826	VIDHI NETSOL PRIVATE LIMITED	0	185	185
827	Gponospace Internet India Pvt. Ltd.	0	184	184
828	DAVA TELECOM PRIVATE LIMITED	0	183	183
829	Optisky Fibernet Pvt. Ltd.	0	183	183
830	AIRMAX INTERNET PVT LTD	0	181	181
831	SHIVKRANTI INTERNET SERVICES PVT. LTD.	0	181	181
832	VMO BROADBAND PVT LTD	0	180	180
833	WNET TELECOM PRIVATE LIMITED	0	180	180
834	White Stallion Networks Pvt. Ltd.	0	179	179
835	Futurenet broadband and internet services pvt ltd	0	178	178
836	V NETCARE PRIVATE LIMITED	0	178	178
837	Airfiber IT Solutions Pvt. Ltd.	0	176	176
838	Neton Icom Pvt. Ltd.	0	175	175
839	RAMYAA INTERNET SERVICES PRIVATE LIMITED	0	173	173
840	BALAJI INFO NETWORKS SOLUTIONS PRIVATE LIMITED	0	172	172
841	Rae Internet Service Provider Pvt Ltd	0	171	171
842	CINFOGEN PRIVATE LIMITED	0	170	170
843	Oistel Telecom Pvt. Ltd.	0	166	166
844	PMG Networks Pvt. Ltd.	0	166	166
845	Fibernetisp Pvt. Ltd.	0	165	165
846	Pune Teleinfra Pvt. Ltd..	0	165	165
847	SHILOM NETWORK SERVICES PRIVATE LIMITED	0	165	165
848	Orange Business Services India Network Pvt. Ltd.	0	163	163
849	STANET INTERNET SERVICES PRIVATE LIMITED	0	163	163
850	Wifi Inter-connect Pvt. Ltd.	0	162	162
851	AIRMAX SOLUTION AND INTERNET SERVICES PVT LTD	0	160	160
852	Digitizer Access Network Private Limited	0	160	160
853	NAS INTERNET SERVICES PVT LTD	0	160	160
854	smart plus multi services pvt ltd	0	160	160
855	ATMA MALIK 1313 INTERNET SERVICES PVT. LTD.	0	159	159
856	KESHVI INTERNET SERVICE PRIVATE LIMITED	0	158	158
857	Viking Network Pvt. ltd	0	157	157
858	EZNET INDIA PRIVATE LIMITED	0	156	156



<b>S.N.</b>	<b>Name of Service Provider</b>	<b>Narrowband</b>	<b>Broadband</b>	<b>Total</b>
859	DIGITAL SSV NET SOL PRIVATE LIMITED	0	155	155
860	Noob Technologies Pvt.Ltd	0	152	152
861	Sharktel Infocom Pvt. Ltd.	0	152	152
862	NEXTGEN COMPUSOFT PVT LTD	0	151	151
863	Delix Net Solutions Pvt. Ltd	0	150	150
864	iGEN Networks Private Limited	0	150	150
865	Prateek Netconnect Pvt. Ltd	0	150	150
866	Patil ISP Services (OPC) Pvt. Ltd.	74	74	148
867	Netstra Communications Pvt.. Ltd.	0	147	147
868	POLY INFORMATICS PVT.LTD.	0	146	146
869	Antariksh Broadband & Wireless Solution Pvt. Ltd.	0	144	144
870	VISHWAKARMA BROADBAND PRIVATE LIMITED	0	143	143
871	FIBERMAX PRIVATE LIMITED	0	142	142
872	TEJNET BROADBAND Pvt Ltd.	0	139	139
873	Teleglobal Communiocations pvt Ltd	139	0	139
874	Achiever Communication and Services Pvt. Ltd.	0	137	137
875	Vision Hi-Speed Technology Pvt. Ltd.	0	137	137
876	Mediatech Communication Pvt. Ltd.	0	135	135
877	Mahadev Telventures Pvt Ltd	0	134	134
878	GauravCommunication Pvt. Ltd	0	132	132
879	Dataexpress Pvt. Ltd	0	131	131
880	Netgarden Services Private Limited	0	130	130
881	Shree Siddhivinayak Cable And Internet Service Provider Private Limited.	0	129	129
882	Wingsnet Internet Pvt.Ltd	0	129	129
883	MLC INTERNET PVT LTD	0	126	126
884	Linkup Networks Pvt. Ltd.	0	125	125
885	A-Net Communication India Pvt.Ltd.	0	123	123
886	NT CYBRONET PRIVATE LIMITED	0	123	123
887	Zubitel Networks Pvt. Ltd.	0	123	123
888	Clickr Services Private Limited	0	122	122
889	Jetato Skynet Services Pvt. Ltd.	0	122	122
890	KARRY BROADBAND PRIVATE LIMITED	0	121	121
891	LINKED NET TECHNO SERVICES PRIVATE LIMITED	0	120	120
892	R3ESOLUTION Pvt Ltd.	0	120	120
893	JBN Online Pvt. Ltd.	0	119	119
894	LEVOTEL BIGNET SOLUTIONS PRIVATE LIMITED	0	118	118



<b>S.N.</b>	<b>Name of Service Provider</b>	<b>Narrowband</b>	<b>Broadband</b>	<b>Total</b>
895	SHEEN TELECOM CONSULTANTS PVT LTD	0	118	118
896	V NET NETWORKS PVT. LTD	0	118	118
897	Magica Networking Solutions Pvt. Ltd.	0	117	117
898	Saisidhivinayank Internet service private limited	0	117	117
899	ASVISH TECHNOLOGY PARTNER (OPC) PVT LTD	0	116	116
900	Jasnet Networks Pvt. Ltd.	19	96	115
901	Pier Communication Pvt. Ltd	0	115	115
902	E I DOT Com Pvt. Ltd.	0	114	114
903	Telstra Telecommunications Private Limited	0	114	114
904	Blenda Internet ServicesIndia Pvt. Ltd.	0	113	113
905	Pronoc Technologies Pvt. Ltd.	0	113	113
906	AATTIZEN TELECOM PRIVATE LIMITED	0	111	111
907	Joshi Internet Services Pvt. Ltd.	0	111	111
908	Japra Tele Link Pvt. Ltd.	0	110	110
909	STAR MATRIX NETWORKS PVT LTD	110	0	110
910	JLR NETWORKS PRIVATE LIMITED	0	109	109
911	NR IT Service Pvt. Ltd.	0	109	109
912	Durga Broadband Pvt. Ltd.	0	108	108
913	NEXAEDGE INDIA Pvt Ltd.	0	107	107
914	Elyzium Technologies Pvt. Ltd.	0	105	105
915	SKYNET E-SOLUTION PRIVATE LIMITED (erstwhile known as Skynet Broadband Pvt. Ltd.)	0	105	105
916	Thangam Communications Pvt.Ltd.	0	104	104
917	Rohela Broadband Network Pvt. Ltd.	0	103	103
918	DFAB INTERNET SERVICES PRIVATE LIMITED	0	102	102
919	Invensys Networks Pvt.Ltd.	0	101	101
920	Ayman Internet Pvt. Ltd.	0	100	100
921	Khetan Cable Network (P) Ltd	0	100	100
922	Netlife Network Pvt. Ltd..	0	100	100
923	FLIX BROADBAND SERVICES PRIVATE LIMITED	0	99	99
924	Pyramid Infocom Pvt. Ltd.	99	0	99
925	Bilal Internet Services Private Limited	0	98	98
926	GSDN COMMUNICATION PRIVATE LIMITED	0	98	98
927	KB Digital Network Pvt.Ltd.	0	98	98
928	NSD Internet Private Limited	0	98	98
929	Broad Net India Pvt. Ltd.	0	97	97

<b>S.N.</b>	<b>Name of Service Provider</b>	<b>Narrowband</b>	<b>Broadband</b>	<b>Total</b>
930	SADBUDHHI SOLUTIONS PVT LTD	0	97	97
931	SPEEDNET OPTICAL NETWORK Pvt Ltd.	0	95	95
932	AXOMNET BROADBAND Pvt. LTD.	0	95	95
933	Winnet Broadband Pvt. Ltd.	0	95	95
934	Datawings Teleinfra Private Limited	0	93	93
935	Satpar Infotech Pvt Ltd	0	93	93
936	TENTEQ BROADBAND PVT. LTD.	0	93	93
937	WAGHESHWAR NETVISION PRIVATE LIMITED	0	93	93
938	SPEEDNET INFORMEDIA PVT LTD	0	91	91
939	S A Internet Solution Pvt Ltd	0	90	90
940	INFINITY WIRELESS SERVICES PVT. LTD.	0	89	89
941	Omkar Net Services Pvt. Ltd.	0	89	89
942	Sankrish Infocom Private Limited	0	89	89
943	Gaxiom Networking Solutions Private Limited	0	88	88
944	Inic Communications Private Limited	0	88	88
945	DHUNI NETSOL PRIVATE LIMITED	0	87	87
946	Vishwamani Solutions Pvt Ltd	0	87	87
947	ITech Hive Pvt. Ltd	0	86	86
948	IT Spectrum Media Pvt Ltd	0	85	85
949	Kelnet Communication Services Pvt. Ltd	0	85	85
950	ASHOKA NETSOL PVT LTD	0	84	84
951	Euron Communication Pvt. Ltd.	0	83	83
952	DAMAN I NET (OPC) PRIVATE LIMITED	0	82	82
953	Fabnet Services Private Limited	0	81	81
954	IKRA Broadband Private Limited	0	81	81
955	NENCY CABLE PVT LTD	0	81	81
956	PATHCOM COMMUNICATIONS PRIVATE LIMITED	0	81	81
957	Aircables Internet Services Pvt. Ltd.	0	80	80
958	Jeebr Cloud Solutions Private Limited	0	80	80
959	nwt internet services private limited	0	80	80
960	Precious Netcom Pvt Ltd	0	80	80
961	PAWAN BROADBAND INDIA PVT LTD	0	79	79
962	MICRONOVA TELE SYSTEMS PRIVATE LTD.	0	78	78
963	DREAMCABLES AND INTERNET SERVICES PRIVATE LIMITED	0	76	76
964	IOEACCESS COMMUNICATIONS PVT LTD	0	76	76
965	GAYATRI TELECOM PVT LTD	0	75	75
966	WEBIZY TECHSOL PVT LTD	0	75	75

<b>S.N.</b>	<b>Name of Service Provider</b>	<b>Narrowband</b>	<b>Broadband</b>	<b>Total</b>
967	Heramb T-10 Network Pvt. Ltd..	0	74	74
968	Shri Vinayagaa Internet Pvt Ltd	0	74	74
969	Suryasspeed Network Pvt Ltd	0	73	73
970	WIRED2COMMUNICATION PRIVATE LIMITED	0	73	73
971	Ajay Cable & Broadband Service OPC Pvt. Ltd	0	72	72
972	NR Data Service Pvt Ltd.	0	72	72
973	SHERAWAT INFOTECH PRIVATE LIMITED	0	72	72
974	Speednet Enterprises (OPC) Pvt. Ltd.	0	72	72
975	Veer Point Pvt. Ltd.	0	72	72
976	JM INTERNET AND BROADBAND SERVICES PRIVATE LIMITED	0	71	71
977	SBDR NETWORK SOLUTIONS PRIVATE LIMITED	0	71	71
978	SWS NETWORK PRIVATE LIMITED	0	71	71
979	Ekdant Communication Pvt. Ltd.	0	70	70
980	G-Max IT Services Pvt. Ltd.	0	70	70
981	Jai Mata Di Telectronix Pvt. Ltd.	0	70	70
982	MABA SAFENET BROADBAND SERVICES PVT LTD	0	70	70
983	Tamana Winet Pvt. Ltd.	0	70	70
984	ALANDI CITY NETWORKS PRIVATE LIMITED	0	68	68
985	Abis BadlapurNetwork Pvt. Ltd.	0	67	67
986	Amity Hua Electronics Pvt. Ltd.	0	67	67
987	Plusnet Communications Pvt. Ltd.	0	67	67
988	Sanavi Infotech (OPC) Pvt. Ltd.	33	33	66
989	ACHARE BROADBAND (OPC) PRIVATE LIMITED	0	65	65
990	Denet Connect Services Pvt Ltd	0	65	65
991	INSPIREIT NETWORK SOLUTIONS PRIVATE LIMITED	0	65	65
992	LINKAGE INFOTECH PRIVATE LIMITED	0	65	65
993	Nextech Broadband Pvt.Ltd	0	65	65
994	DNet E Solutions Pvt. Ltd.	0	64	64
995	FIBERLINK COMMUNICATION PRIVATE LIMITED	0	64	64
996	JETONE FIBER PRIVATE LIMITED	0	64	64
997	Mark Networks SolutionsIndia Pvt. Ltd.	0	64	64
998	WINUX COMMUNICATIONS PVT LTD	0	64	64
999	Playernet Technologies Private Limited	0	62	62
1000	U-FIBER BROADBAND PRIVATE LIMITED	0	61	61

<b>S.N.</b>	<b>Name of Service Provider</b>	<b>Narrowband</b>	<b>Broadband</b>	<b>Total</b>
1001	Broadstar Net India Pvt. Ltd.	0	60	60
1002	Ezeenet Internet Solutions Pvt. Ltd.	0	60	60
1003	GJ2 INTERNET PRIVATE LIMITED	0	60	60
1004	Kim Broadband Services Pvt. Ltd.	0	60	60
1005	SEVENNET BROADBAND SERVICES PRIVATE LIMITED	0	60	60
1006	SEYFERT NETWORKS PRIVATE LIMITED	0	60	60
1007	VIBELINK INFOTECH PRIVATE LIMITED	0	60	60
1008	GURU NETCOM PVT. LTD.	0	59	59
1009	Infiber Broadnet Pvt. Ltd.	0	56	56
1010	S.G.I.C SERVICES PRIVATE LIMITED	0	56	56
1011	Samruddhi Communication Pvt. Ltd.	0	56	56
1012	Malachandra Broadband Services Private Limited	0	55	55
1013	Trivoz Digital Networks Pvt. Ltd.	0	55	55
1014	Bloglytics Internet Pvt.Ltd	0	54	54
1015	FutureNet Telecom Private Limited	54	0	54
1016	BEURACK VELOCITY INFOCOM PVT LTD	0	53	53
1017	NAS Broadband Pvt. Ltd	0	53	53
1018	Hansin IT Services Private Limited	0	52	52
1019	Stromnet Broadband Services Private Limited	0	52	52
1020	VIDARBHA WI-FI AND NETWORK SERVICES PVT LTD.	0	52	52
1021	Froze Communications Pvt. Ltd.	0	51	51
1022	GIGA NET BROADBAND (OPC) PRIVATE LIMITED	0	51	51
1023	BRIZZ BROADBAND PRIVATE LIMITED	0	50	50
1024	CLOUDLASERS TELECOM PRIVATE LIMITED	0	50	50
1025	Nextra Teleservices Pvt. Ltd.	0	48	48
1026	Tiruppur Broadwave Pvt. Ltd.	0	48	48
1027	A M Broadband Pvt.Ltd	0	47	47
1028	BRIGHTNET INTERNET SOLUTIONS (OPC) PRIVATE LIMITED	0	47	47
1029	Fibernet Solutions (OPC) Pvt. Ltd.	0	47	47
1030	GIGANETWORK INFO PRIVATE LIMITED	0	47	47
1031	ZITA TELECOM PRIVATE LIMITED	0	47	47
1032	Gigalo Communication Pvt Ltd	9	37	46
1033	MAXWEB MULTIMEDIA PRIVATE LIMITED	0	46	46
1034	NM Paribas Private Limited	0	46	46
1035	VIVA Communications Pvt Ltd	0	46	46

<b>S.N.</b>	<b>Name of Service Provider</b>	<b>Narrowband</b>	<b>Broadband</b>	<b>Total</b>
1036	Creative BroadbandServices Pvt. Ltd	0	45	45
1037	Fastx Broadband Pvt. Ltd.	0	45	45
1038	GENX BROADBAND SERVICES PRIVATE LIMITED	0	45	45
1039	HAPPY BYTES BROADBAND (OPC) PRIVATE LIMITED	0	45	45
1040	PADMESH BROADBAND PRIVATE LIMITED	0	45	45
1041	SPEEDNET247 SOLUTIONS PRIVATE LIMITED	0	45	45
1042	MARUTI INTERACTIVE NETWORK PRIVATE LIMITED	0	44	44
1043	Quantasoul Airologix Pvt. Ltd.	0	43	43
1044	GENIUS NETWORK PRIVATE LIMITED	0	42	42
1045	KUNAL SPEEDNET SOLUTIONS Pvt. LTD	0	42	42
1046	Ziptel IT Solutions Pvt. Ltd.	26	15	41
1047	Elyzium Globenet Pvt. Ltd.	0	40	40
1048	Jmohit Cable Vision Pvt. Ltd.	0	40	40
1049	OCTEL INFONET PRIVATE LIMITED	0	40	40
1050	SYS NETMAGIC PVT.LTD	40	0	40
1051	Comtel Services Pvt. Ltd.	0	38	38
1052	J AND D COMMUNICATIONS PRIVATE LIMITED	0	38	38
1053	INTRO TELECOM Pvt Ltd.	0	37	37
1054	LECTO TECH BROADBAND PRIVATE LIMITED	0	37	37
1055	SHREE BALAJI WIFI PVT LTD	0	37	37
1056	JKM DIGITAL SERVICES (OPC) PVT LTD	0	36	36
1057	R.P. World Telecom Pvt. Ltd.	0	36	36
1058	ANSH NET SOL PRIVATE LIMITED	0	35	35
1059	FASTHOOK NETWORKS PVT LTD	0	35	35
1060	KHETAN TELECOMMUNICATIONS PRIVATE LIMITED	0	35	35
1061	RISING INTERNET PRIVATE LIMITED	0	35	35
1062	CABLECOM NETWORK PRIVATE LIMITED	0	34	34
1063	Priveka Web Services Pvt. Ltd.	0	34	34
1064	Tarantula WebNetworks Pvt. Ltd.	0	34	34
1065	Speedobits Internet Private Limited	0	33	33
1066	FASTTECH NET PRIVATE LIMITED	0	31	31
1067	Kutch Telelink Pvt. Ltd.	0	31	31
1068	AMIGOS BROADBAND PVT LTD	5	25	30
1069	Doonbroadband Pvt. Ltd.	0	30	30

<b>S.N.</b>	<b>Name of Service Provider</b>	<b>Narrowband</b>	<b>Broadband</b>	<b>Total</b>
1070	KORD BROADBAND SERVICES PRIVATE LIMITED	0	29	29
1071	Streamax Broadband Services Pvt. Ltd	0	29	29
1072	HELM CONSULTANTS PVT LTD	28	0	28
1073	SASH Broadband Private Limited	0	28	28
1074	Skynet Zone Wifi Services (P) Ltd.	0	28	28
1075	Unified Voice Communication Pvt. Ltd.	0	27	27
1076	WE INTERNET LIMITED	0	27	27
1077	BUDANTA NETWORKS PRIVATE LIMITED	0	26	26
1078	DENSIS ONLINE PVT LTD	0	26	26
1079	EASTERN SERVICES NETWORK PRIVATE LIMITED	13	13	26
1080	Nelco Ltd.	21	5	26
1081	Spacetrade Internet Pvt Ltd	0	26	26
1082	Edge Telecommunications Pvt. Ltd.	25	0	25
1083	SAMVAD TELECOM	19	6	25
1084	SHRAVI COMMUNICATION PVT LTD	0	25	25
1085	Sudhana Telecommunication Pvt Ltd.	0	25	25
1086	TREELINK NETWORK PVT LTD	0	25	25
1087	AVD INFOCOM PRIVATE LIMITED	0	24	24
1088	CL INTERNET SERVICE PRIVATE LIMITED	0	24	24
1089	EASTERN SERVICES NETWORK PRIVATE LIMITED	0	24	24
1090	Play Bunch Entertainment Pvt Ltd	0	24	24
1091	ST BROADBAND CABLE SERVICE PRIVATE LIMITED	24	0	24
1092	Pacific Internet India Pvt. Ltd.	0	23	23
1093	Praveen Telecom Pvt. Ltd.	0	23	23
1094	Saagars Channel Pvt. Ltd.	0	23	23
1095	Airlink Teleservices Private Limited	0	22	22
1096	IndrayaniCommunication Pvt. Ltd	0	22	22
1097	LIVE FIBERNET SERVICE PRIVATE LIMITED	0	22	22
1098	Smartware Technologies Pvt. Ltd.	0	22	22
1099	AINN INTERNET SERVICE PRIVATE LIMITED	0	21	21
1100	Pintwire Infomatics Pvt. Ltd.	0	21	21
1101	FURIOUSPEED PRIVATE LIMITED	0	20	20
1102	Aerocast Networks Pvt Ltd.	0	18	18
1103	KARNET COMMUNICATIONS LIMITED	0	18	18
1104	Rita Infocom Pvt. Ltd.	0	18	18
1105	Sun Broadband and Data Services PVT. LTD.	0	18	18

S.N.	Name of Service Provider	Narrowband	Broadband	Total
1106	FUTURE INTERNET PRIVATE LIMITED	0	17	17
1107	ERNET India	0	17	17
1108	TELESECURE COMMUNICATIONS PRIVATE LIMITED	0	17	17
1109	Ultrawave Internet Access Pvt. Ltd.	0	17	17
1110	WORLDISKY ONLINE PRIVATE LIMITED	0	17	17
1111	VR INTERNET PRIVATE LIMITED	0	16	16
1112	Hienet Internet Services Pvt. Ltd.	0	16	16
1113	Mpr Infonet Systems Private Limited	0	16	16
1114	SPACE INTERNET PRIVATE LIMITED	0	16	16
1115	Microtel Internet Network Pvt. Ltd.	0	15	15
1116	NP-GOLDNET PRIVATE LIMITED	0	15	15
1117	Saraswati Internet Solution Pvt Ltd	0	15	15
1118	DIGITAL OXYGEN PRIVATE LIMITED	0	14	14
1119	Haze Internet Services Private Limited	0	14	14
1120	JARIMARI PRIVATE LIMITED	0	14	14
1121	Marutham Networks Pvt. Ltd.	0	14	14
1122	NETVIGATOR BROADBAND PVT LTD	0	14	14
1123	SAI LEELA'S INTERNET SERVICE PVT. LTD.	0	14	14
1124	SPEEDPULSE DIGITAL NETWORK PRIVATE LIMITED	0	14	14
1125	Chaitali Communications (OPC) Pvt.Ltd	0	13	13
1126	Jet Netcom Broadband Pvt. Ltd.	0	13	13
1127	PALGHAR NETWORK PRIVATE LIMITED	0	13	13
1128	MILAN MULTISERVICES PRIVATE LIMITED	0	12	12
1129	Orbitedge Broadband Private Limited	0	12	12
1130	TLN COMMUNICATION PRIVATE LIMITED	0	12	12
1131	WAY 2 INTERNET Pvt Ltd.	0	12	12
1132	ANGROW NETCOMM PRIVATE LIMITED	0	11	11
1133	SB LINK INFOSERVE PRIVATE LIMITED	0	11	11
1134	10G TELECOM PVT LTD	0	10	10
1135	BHAVESH CABLE AND INTERNET SERVICES PRIVATE LIMITED	0	10	10
1136	GPX India Services Pvt. Ltd.	0	10	10
1137	K-ANANDRAJ INET SOLUTIONS PVT LTD	10	0	10
1138	Mesh Infranet Pvt. Ltd.	0	10	10
1139	Speed WiFi Pvt. Ltd.	0	10	10
1140	Upnet Communications Pvt. Ltd.	0	10	10
1141	Ceralink Communication Pvt Ltd	9	0	9
1142	EXPRESSWIRE PRIVATE LIMITED	0	9	9



S.N.	Name of Service Provider	Narrowband	Broadband	Total
1143	QUICKNET COMMUNICATIONS PRIVATE LIMITED	0	9	9
1144	WORLD PHONE INTERNET SERVICES PVT LTD	0	9	9
1145	CELESTIAL LINK PRIVATE LIMITED	0	8	8
1146	GOLCON TECHNOLOGIES PRIVATE LIMITED	0	8	8
1147	HELLO NETWORK SERVICE Pvt Ltd.	0	8	8
1148	Tatanet Services Ltd	0	8	8
1149	Utradoon Networks Pvt. Ltd.	0	8	8
1150	CIFY IT Services Pvt. Ltd.	0	7	7
1151	BRAVISHMAH INFOTECH PRIVATE LIMITED	0	6	6
1152	DYSINT NETWORKS PRIVATE LIMITED	0	6	6
1153	Fibmesh IN Limited	0	6	6
1154	Hybrid Hash Pvt. Ltd.	0	6	6
1155	Kartik Network Pvt. Ltd.	0	6	6
1156	V-CON Mobile & Infra private limited	0	6	6
1157	YOTTA NETWORK SERVICES PRIVATE LIMITED	0	6	6
1158	Aristo Telenet Pvt Ltd	0	5	5
1159	Blueline ISP Pvt. Ltd	0	5	5
1160	WAYAR NETWORK PRIVATE LIMITED	0	5	5
1161	ZAPTIC PRIVATE LIMITED	0	5	5
1162	Mount Edge Digital Services Pvt Ltd	4	0	4
1163	Passcom System and Services Pvt. Ltd.	0	4	4
1164	SAMAIRA INFOTECH PVT. LTD.	0	4	4
1165	UBERCORE DATA LABS PVT LTD	0	4	4
1166	AGILE NETLINK PRIVATE LIMITED	0	3	3
1167	Critel Technologies Pvt. Ltd.	0	3	3
1168	DISHAWAVES INFOTECH PRIVATE LIMITED	0	3	3
1169	METICULOUS NETWORKS PRIVATE LIMITED	0	3	3
1170	MRKR COMMUNICATIONS PRIVATE LIMITED	0	3	3
1171	SOFTNET NETWORK PVT LTD	0	3	3
1172	A TO Z INFOLINK PVT. LTD.	0	2	2
1173	ACTIVELINK NETWORK PVT. LTD.	2	0	2
1174	Airnat IT Solutions Pvt. Ltd.	0	2	2
1175	AMITEL INDIA PVT LTD	0	2	2
1176	Cloudcast Digital Ltd.	0	2	2
1177	GEGA BROADBAND SOLUTION PRIVATE LIMITED	0	2	2



<b>S.N.</b>	<b>Name of Service Provider</b>	<b>Narrowband</b>	<b>Broadband</b>	<b>Total</b>
1178	Isyan Communication Pvt. Ltd	0	2	2
1179	L & T NETWORK SERVICES PRIVATE LIMITED	0	2	2
1180	Red Fiber Telecom Pvt Ltd	0	2	2
1181	Sabse Internet Service Provider Pvt. Ltd.	0	2	2
1182	Sai Technix Pvt Ltd	0	2	2
1183	TIMMI MULTIMEDIA PRIVATE LIMITED	0	2	2
1184	Winet Infratel Pvt. Ltd.	0	2	2
1185	B PRIMO INTERNET SERVICES PVT LTD	0	1	1
1186	BHUMITAT ISP PRIVATE LIMITED	0	1	1
1187	BLUELINE BROADBAND PRIVATE LTD	1	0	1
1188	ESTO MEDIA PRIVATE LIMITED	0	1	1
1189	FLYFAST CONNECTIONS Pvt. LTD	0	1	1
1190	MINDAGE BROADCASTING Pvt. LTD	0	1	1
1191	Nuozen Telecom Pvt. Ltd.	0	1	1
1192	Sahiba Silk Mills Pvt. Ltd.	0	1	1
1193	SHYAM DATA & VOICE SERVICES PVT LTD	0	1	1
1194	VERIZONE BROADBAND SERVICES PRIVATE LIMITED	0	1	1
	<b>Total</b>	<b>30337830</b>	<b>924065542</b>	<b>954403372</b>
	<b>Total (In Million)</b>	<b>30.338</b>	<b>924.066</b>	<b>954.403</b>

Note: The information is compiled based on the reports being received from the Internet Service Providers.

### Annexure 1.6: State/UT-wise Public Wi-Fi Hotspots as on 31.03.2024

S.No.	State/UT	Sum of Number of Public Wi-Fi Hotspots	Sum of Number of Access Points	Sum of Number of unique Wi-Fi Users	Sum of Aggregate Data Consumed (GB)
1	Andhra Pradesh	3870	6943	241369	139546
2	Arunachal Pradesh	484	1024	1039	4232
3	Assam	787	1719	137785	96834
4	Bihar	31110	33049	762480	502801
5	Chattisgarh	4586	10756	99269	73680
6	Goa	159	581	13318	12243
7	Gujarat	6837	14332	331775	281596
8	Haryana	6584	9914	136207	66306
9	Himachal Pradesh	1117	2247	11117	8361
10	Jharkhand	2940	5914	240481	178798
11	Karnataka	8549	26474	211408	130609
12	Kerala	3955	8184	426600	204059
13	Madhya Pradesh	14861	26789	393470	232420
14	Maharashtra incl. Mumbai	17614	39191	1442451	574354
15	Manipur	74	252	438	282
16	Meghalaya	179	495	3136	26454
17	Mizoram	35	121	371	2638
18	Nagaland	81	262	5121	3495
19	Odisha	3615	5730	185103	122463
20	Punjab	9611	11652	90698	51960
21	Rajasthan	2662	7991	298268	182386
22	Sikkim	47	334	1439	702
23	Tamil Nadu incl. Chennai	2080	7382	235946	154662
24	Telangana	5964	14619	181300	115395
25	Tripura	717	833	21582	14804
26	Uttar Pradesh (UPE+UPW)	28699	114848	679540	457577
27	Uttarakhand	1668	5000	34431	55379
28	West Bengal incl. Kolkata	3780	12063	715250	355139
<b>Union territories</b>					
29	Andaman & Nicobar Islands	46	134	85	137
30	Chandigarh	88	761	3770	1845
31	Dadar & Nagar Haweli & Daman & Diu	41	41	0	0
32	Delhi	685	11526	155180	49489
33	Jammu & Kashmir	1519	3235	39421	9353
34	Ladakh	0	0	0	0
35	Lakshdweep	0	0	0	0
36	Puduchery	103	687	1044	1451
<b>Total</b>		<b>165147</b>	<b>385083</b>	<b>7100892</b>	<b>4111451</b>

\* The information is compiled based on the reports being received from the Internet Service Providers

## Annexure 1.7

### List of Service Providers which reported IP Telephony Minutes as on 31.03.2024

<b>S. No.</b>	<b>Name of Service Providers reported IP Telephony Minutes</b>
1	Alliance Broadband Services Pvt. Ltd.
2	Novanet Ltd.
3	Viva Communications Pvt. Ltd.
4	Weco Infotech Pvt. Ltd.
5	Shyam Spectra Private Limited.
6	delDSL Internet Pvt Ltd
7	Pulse Telesystems Pvt. Ltd.
8	Sify Technologies Ltd.
9	Tata Communications Limited
10	Trikon Electronics Pvt. Ltd.
11	World Phone Internet Services Pvt. Ltd.
12	Skyfall Voice Communications Pvt. Ltd.
13	Warmconnect Internet Services Pvt. Ltd.
14	Reticule Infotech Pvt. Ltd.

### Annexure 1.8: Service Area wise PMRTS subscriber Base

S.No.	DOT Licensed Service	Area Served	Service Provider	Subscriber Base	
				31.03.2023	31.03.2024
1	Andhra Pradesh	Hyderabad	Arya Omnitalk Radio Trunking Services Pvt.Ltd.	2,986	2,547
			QuickCall	1,025	1,136
		Visakhapatnam	Arya Omnitalk Radio Trunking Services Pvt.Ltd.	4,030	4,041
<b>Total</b>				<b>8,041</b>	<b>7,724</b>
2	Delhi	Delhi	Arya Omnitalk Radio Trunking Services Pvt.Ltd.	7,585	6,324
			Procall Ltd.	3,756	3,897
		<b>Total</b>			
3	Gujarat	Ahmedabad	Arya Omnitalk Radio Trunking Services Pvt.Ltd.	1,121	1,227
		Amrela	Inative Networks Pvt. Ltd.	-	-
		Bharuch	Arya Omnitalk Radio Trunking Services Pvt.Ltd.	1,456	1,664
			Inative Networks Pvt. Ltd.	-	-
		Dahej	Arya Omnitalk Radio Trunking Services Pvt.Ltd.	1,460	1,795
		Jamnagar	Inative Networks Pvt. Ltd.	360	360
		Kutch	Inative Networks Pvt. Ltd.	205	205
		Surat	Arya Omnitalk Radio Trunking Services Pvt.Ltd.	1,898	2,091
			Inative Networks Pvt. Ltd.	895	895
		Vadodara	Arya Omnitalk Radio Trunking Services Pvt.Ltd.	1,775	1,746
Inative Networks Pvt. Ltd.	360		360		
<b>Total</b>				<b>9,530</b>	<b>10,343</b>
4	Karnataka	Bangalore	Arya Omnitalk Radio Trunking Services Pvt.Ltd.	7,648	7,421
			QuickCall	480	472
		<b>Total</b>			
5	Kerala	Ernakulam	Arya Omnitalk Radio Trunking Services Pvt.Ltd.	1,159	1,108
		Kerala	Wiwonet Solutions Pvt. Ltd	1,053	1,146
		<b>Total</b>			
6	Kolkata	Kolkata	Arya Omnitalk Radio Trunking Services Pvt.Ltd.	<b>1,565</b>	<b>1,595</b>
7	Madhya Pradesh	Indore	Arya Omnitalk Radio Trunking Services Pvt.Ltd.	<b>1,912</b>	<b>1,915</b>
8	Maharashtra	Khandala	Arya Omnitalk Radio Trunking Services Pvt.Ltd.	493	535
			Pune	Arya Omnitalk Radio Trunking Services Pvt.Ltd.	1,623
			Smartalk Pvt Ltd.	678	598
<b>Total</b>				<b>2,794</b>	<b>2,836</b>
9	Mumbai	Mumbai	Airtalk Solutions & Services Pvt. Ltd.	785	1,310
			Arya Omnitalk Radio Trunking Services Pvt.Ltd.	10,039	9,133
			Bhilwara Telenet Services Pvt.Ltd.	883	823
			Smartalk Pvt Ltd.	1,013	805
<b>Total</b>				<b>12,720</b>	<b>12,071</b>
10	Rajasthan	Jaipur	Arya Omnitalk Radio Trunking Services Pvt.Ltd.	841	911
			Procall Ltd.	490	423
		<b>Total</b>			
11	Tamil Nadu	Chennai	Arya Omnitalk Radio Trunking Services Pvt.Ltd.	7,915	7,320
			QuickCall	331	374
		<b>Total</b>			
<b>Grand Total</b>				<b>67,820</b>	<b>65,880</b>

**Annexure 5.1**

**List of pay channels, as on 31.03.2024  
offered by broadcasters to subscribers as reported to TRAI  
(Tariff Order dated 03.03.2017, as amended on 22.11.2022)**

<b>S.No.</b>	<b>Name of the broadcaster</b>	<b>S.No.</b>	<b>Name of the channel</b>	<b>Declared as SD or HD</b>
1	AETN 18 Media Pvt Limited	1	The History Channel	SD
		2	History TV 18 HD	HD
2	Bangla Entertainment Private Limited	3	SONY AATH	SD
		4	SONY Marathi	SD
3	BBC Global News India Private Limited	5	BBC World News	SD
		6	Cbeebies	SD
4	Bennett, Coleman & Company Limited	7	Zoom	SD
		8	Romedy Now	SD
		9	MN + (HD)	HD
		10	Mirror Now	SD
		11	ET NOW	SD
		12	Times Now	SD
		13	Times Now Navbharat HD	HD
		14	Movies Now HD	HD
		15	MNX HD	HD
		16	ET Now Swedesh	SD
		17	MNX	SD
5	Celebrities Management Pvt Limited	18	Times Now World (HD)	HD
		19	Travel XP HD	HD
		20	Travel XP Tamil	SD
6	CSL Info Media Private Limited	21	Foodxp	SD
		22	JAN TV PLUS	SD
7	Direct New Private Limited	23	News X	SD
		24	NewsX World	SD
8	Discovery Communications India	25	Animal Planet	SD
		26	Discovery Channel	SD

		27	DTAMIL	SD
		28	Discovery Kids Channel	SD
		29	Discovery Science	SD
		30	Discovery Turbo	SD
		31	Investigation Discovery	SD
		32	Discovery HD	HD
		33	Animal Planet HD	HD
		34	TLC HD	HD
		35	Investigation Discovery HD	HD
		36	TLC	SD
		37	EUROSPORT HD	HD
		38	EUROSPORT	SD
9	Disney Broadcasting (India) Limited	39	Disney Junior	SD
		40	Super Hangama (Marvel HQ)	SD
		41	Disney International HD	HD
		42	Hungama TV	SD
		43	The Disney Channel	SD
		44	Bindass	SD
		45	Disney Channel HD	HD
10	Eenadu Televisoin Private Limited	46	ETV Telegu	SD
		47	ETV Andhra Pradesh	SD
		48	ETV - Telangana	SD
		49	ETV Cinema	SD
		50	ETV Life	SD
		51	ETV Plus	SD
		52	ETV Abhiruchi	SD
		53	ETV HD	HD
		54	ETV Plus HD	HD
		55	ETV Cinema HD	HD
		56	ETV Balbharat Hindi	SD
		57	ETV Balbharat English	SD

		58	ETV Balbharat HD	HD
		59	ETV Balbarid SD	SD
11	IN 10 Media Private Limited	60	EPIC TV	SD
		61	Filamchi	SD
		62	Gubbare	SD
		63	Showbox	SD
		64	Ishara TV	SD
12	Information TV Private Limited	65	India News	SD
13	Fame Media Private Limited	66	4tv News	SD
14	Greycells18 Media Limited	67	Topper TV	SD
15	IBN Lokmat News Private Ltd	68	News 18 Lokmat	SD
16	Lifestyle and Media Broadcasting Limited	69	Good Times	SD
17	Mavis Satcom Limited	70	J Movies	SD
		71	Jaya Max	SD
		72	Jaya Plus	SD
		73	Jaya TV HD	HD
18	MSM World Wide Factual Media Private Limited	74	SONY BBC EARTH	SD
		75	SONY BBC EARTH HD	HD
19	Media World Wide Limited	76	Travel XP	SD
		77	WOMAN	SD
20	New Delhi Television Limited	78	NDTV 24*7	SD
		79	NDTV India	SD
		80	NDTV Profit	SD
21	NGC Network (India) Pvt Limited	81	Star Life	SD
		82	National Geographic Channel (NGC)	SD
		83	Star Life HD	HD
		84	Nat Geo Wild	SD
		85	National Geographic HD	HD
		86	Nat Geo Wild HD	HD
22	Polimer Media Private Limited	87	Jothi TV	SD
23		88	Prarthana	SD

	Tarang Broadcastting Compnay Limited	89	Tarang	SD
		90	Tarang Music	SD
		91	Alankar	SD
24	Odisha Television Limited	92	Tarang HD	HD
25	Raj Television Network Limited	93	Raj Digital Plus	SD
		94	Raj Musix	SD
		95	Raj News	SD
		96	Raj TV	SD
		97	Raj Nagaichuvai	SD
		98	Raj Pariwar	SD
26	Silverstar Communications Limited	99	Mega 24	SD
		100	Mega Musiq	SD
		101	Mega TV	SD
27	Culver Max Entertainment Private Limited	102	Sony YAY!	SD
		103	SONY MAX	SD
		104	SONY SAB	SD
		105	SONY ENTERTAINMENT CHANNEL (SET)	SD
		106	SONY PIX	SD
		107	SONY MAX 2	SD
		108	SONY PAL	SD
		109	SONY ENTERTAINMENT CHANNEL HD	HD
		110	PIX HD	HD
		111	MAX HD	HD
		112	SONY Sports Ten 2 HD	HD
		113	SONY Sports Ten 3 HD	HD
		114	SONY Sports Ten 2	SD
		115	SONY Sports Ten 1	SD
		116	SONY Sports Ten 3	SD
		117	SONY Sports Ten 1 HD	HD
		118	SONY Wah	SD
119	SAB HD	HD		



		120	SONY Sports Ten 4	SD
		121	SONY Sports Ten 4 HD	HD
		122	SONY Sports Ten 5	SD
		123	SONY Sports Ten 5 HD	HD
28	Star India Private Limited	124	Star Sports 3	SD
		125	Star Sports 1 Tamil	SD
		126	Star Sports Select 2	SD
		127	Star Bharat	SD
		128	Star Gold 2 (Movies OK)	SD
		129	Star Sports 1 Hindi	SD
		130	Star Gold	SD
		131	Star Jalsha	SD
		132	Star Movies	SD
		133	Star Gold Select	SD
		134	Star Plus	SD
		135	Star Pravah	SD
		136	Star Sports 1	SD
		137	Star Sports 2	SD
		138	Jalsha Movies	SD
		139	Star Sports HD 2	HD
		140	Star Sports HD 1	HD
		141	Star Bharat HD	HD
		142	Star Gold HD	HD
		143	Star Movies HD	HD
		144	Star Plus HD	HD
		145	Star Sports 1 HD Hindi	HD
		146	Star Sports Select 1	SD
		147	Star Movies Select HD	HD
		148	Star Sports First	SD
		149	MAA Gold	SD
		150	MAA Movies	SD
		151	MAA Music	SD
		152	MAA TV	SD

	153	Star Pravah HD	HD
	154	Star Jalsha HD	HD
	155	Jalsha Movies HD	HD
	156	Star Sports Select HD 1	HD
	157	Star Sports Select HD 2	HD
	158	MAA HD	HD
	159	Star Gold Select HD	HD
	160	MAA Movies HD	HD
	161	Star Sport 1 Telugu	SD
	162	Star Sport 1 Kannada	SD
	163	Star Utsav	SD
	164	Star Utsav Movies	SD
	165	Star Gold Romance	SD
	166	Star Gold Thrills	SD
	167	Pravah Pictures	SD
	168	Star Kiran	SD
	169	Star Movies Select	SD
	170	Star Gold 2 HD	HD
	171	Star Sports 1Tamil HD	HD
	172	Star Sports 1Telugu HD	HD
	173	Star Kiran HD	HD
	174	Pravah Pictures HD	HD
	175	Vijay TV	SD
	176	Vijay Super	SD
	177	Vijay HD	HD
	178	Vijay Takkar (Vijay Music)	SD
	179	Asianet	SD
	180	Asianet Plus	SD
	181	Asianet Movies	SD
	182	Suvarna Plus	SD
	183	Star Suvarna HD	HD
	184	Asianet HD	HD
	185	Star Suvarna	SD

		186	Vijay Super HD	HD
		187	Asianet Movies HD	HD
29	SUN TV Network Limited	188	Adithya TV	SD
		189	Chintu TV	SD
		190	Chutti TV	SD
		191	Gemini Comedy	SD
		192	Gemini Life	SD
		193	Gemini Movies	SD
		194	Gemini Music	SD
		195	Gemini TV	SD
		196	KTV	SD
		197	Surya Movies	SD
		198	Kushi TV	SD
		199	SUN Life	SD
		200	Sun Music	SD
		201	Sun News	SD
		202	Surya Music	SD
		203	SUN TV	SD
		204	Surya Comedy	SD
		205	Surya TV	SD
		206	Udaya Comedy	SD
		207	Udaya Movies	SD
		208	Udaya Music	SD
209	Udaya TV	SD		
210	Kochu TV	SD		
211	Sun TV HD	HD		
212	KTV HD	HD		
213	Sun Music HD	HD		
214	Gemini TV HD	HD		
215	Gemini Music HD	HD		
216	Gemini Movies HD	HD		
217	Surya TV HD	HD		
218	Udaya TV HD	HD		

30	Suryansh Broadcasting Private Limited	219	Flowers	SD
31	Warner Media India Private Limited	220	Cartoon Network	SD
		221	CNN International	SD
		222	POGO	SD
		223	Cartoon Network HD+	HD
32	TV 18 Broadcast Limited	224	CNN News 18	SD
		225	CNBC Bazaar	SD
		226	CNBC TV 18 Prime HD	HD
		227	CNBC Awaaz	SD
		228	News 18 Tamil Nadu	SD
		229	News 18 Kerala	SD
		230	News 18 Assam / North East	SD
		231	News 18 India	SD
		232	CNBC TV 18	SD
		233	News 18 Bihar Jharkhand	SD
		234	News 18 Madhya Pradesh/Chattisgarh	SD
		235	News 18 Rajasthan	SD
		236	News 18 Uttar Pradesh/ Uttaranchal	SD
		237	News 18 Jammu/Kashmir/Ladakh /Himachal	SD
		238	News 18 Kannada	SD
		239	News 18 Bangla	SD
		240	News 18 Punjab / Haryana	SD
		241	News 18 Gujarati	SD
		242	News 18 Odia	SD
33	TV Today Network Limited	243	Aaj Tak	SD
		244	India Today	SD
		245	AAJ Tak HD	HD
		246	Good News Today	SD
34	Viacom 18 Media Private Limited	247	Colors	SD
		248	Comedy Central (HD )	HD

	249	MTV	SD
	250	NICK	SD
	251	NICK JR	SD
	252	SONIC	SD
	253	VH 1 (HD Distribution)	HD
	254	Colors Infinity HD	HD
	255	Colors Infinity	SD
	256	Colors HD	HD
	257	NICKS HD+	HD
	258	Colors Cineplex	SD
	259	MTV Beats	SD
	260	Colors Kannada HD	HD
	261	Colors Marathi HD	HD
	262	Colors Bangla HD	HD
	263	Colors Super	SD
	264	Colors Cineplex Bollywood	SD
	265	Sports18 1	SD
	266	Sports 18 1 HD	HD
	267	Sports 18 2	SD
	268	Sports 18 3	SD
	269	Colors Bangla	SD
	270	Colors Gujarati	SD
	271	Colors Kannada	SD
	272	Colors Marathi	SD
	273	Colors Odia	SD
	274	MTV Beats HD	HD
	275	Colors Tamil	SD
	276	Colors Cineplex HD	HD
	277	VH 1	SD
	278	Colors Tamil HD	HD
	279	MTV HD	HD
	280	Colors Rishtey	SD
	281	Colors Kannada Cinema	SD

		282	Colors Gujarati Cinema	SD
		283	Comedy Central	SD
		284	Colors Bangla Cinema	SD
		285	Colors Cineplex Superhit	SD
35	Zee Akaash News Private Limited	286	Zee 24 Ghanta	SD
36	Zee Entertainment Enterprises Limited	287	Zee Bollywood	SD
		288	Action Cinema	SD
		289	Zee Bangla Cinema	SD
		290	Zee Café HD	HD
		291	Zee Café	SD
		292	Zee Cinema	SD
		293	Zee Talkies	SD
		294	Zee TV	SD
		295	Zing	SD
		296	& Picture	SD
		297	Zee Bangla	SD
		298	Zee Marathi	SD
		299	ZEE ZEST HD	HD
		300	Zee Zest	SD
		301	Zee TV HD	HD
		302	Zee Cinema HD	HD
		303	& TV	SD
		304	& TV HD	HD
		305	Zee Kannada	SD
		306	Zee Telugu	SD
307	& Pictures HD	HD		
308	Zee Cinemalu	SD		
309	Zee Yuva	SD		
310	Zee Marathi HD	HD		
311	& Prive HD	HD		
312	Zee Bangla HD	HD		
313	Zee Tamil HD	HD		
314	Zee Cinemalu HD	HD		

		315	Zee Telugu HD	HD
		316	Zee Tamil	SD
		317	Zee Kannada HD	HD
		318	Zee Anmol Cinema	SD
		319	& Flix HD	HD
		320	& Flix	SD
		321	Zee Keralam HD	HD
		322	Zee Keralam	SD
		323	Zee Anmol	SD
		324	Big Magic	SD
		325	Zee Ganga	SD
		326	Zee Classic	SD
		327	&Xplore HD	HD
		328	ZEE Sarthak	SD
		329	Zee Talkies HD	HD
		330	Zee Punjabi	SD
		331	Zee Thirai	SD
		332	Zee Picchar	SD
		333	Zee Thirai HD	HD
		334	Zee Picchar HD	HD
		335	Zee Biskope	SD
37	Zee Media Corporation Limited	336	Zee 24 Taas	SD
		337	Zee Delhi NCR Haryan (Zee Odisha)	SD
		338	Zee Business	SD
		339	Zee Punjab Haryana Himachal	SD
		340	Zee Madhya Pradesh Chattisgarh	SD
		341	Salaam TV	SD
		342	Zee 24 Kalak	SD
		343	WION	SD
		344	Zee Uttar Pradesh Uttarakhand	SD
		345	Zee Bharat	SD
		346	Zee Bihar Jharkhand	SD

		347	Zee News	SD
		348	Zee Rajasthan News	SD
		349	Zee News HD	HD
		350	Zee Kannada News	SD
		351	Zee Telugu News	SD
38	Zoom Entertainment Network Limited	352	Movies Now	SD
39	Sidharth Broadcasting Private Limited	353	Sidharth TV	SD
40	Sarthak Music Private Limited	354	Sidharth Bhakti	SD
		355	Jay Jagannath	SD
		356	Sidharth Gold	SD
41	Kalaighnar TV Pvt Limited	357	Kalaighnar TV	SD
		358	Kalaighnar Isai Aruvi	SD
		359	Kalaighnar Siripolli	SD
		360	Kalaighnar Murasu	SD
		361	Kalaighnar Seithigal	SD



**List of Major MSOs/HITS Operators**

- 1. M/s. Siti Networks Limited.,**  
1<sup>st</sup> Floor, FC-09, Gate No.03,  
Sector-16-A Film City,  
Noida-201301,  
Tel: 0120-4526700  
Website : [www.sitinetworkslimited](http://www.sitinetworkslimited)  
Toll Free No. 1800 1234 001
- 2. M/s Den Networks Limited.**  
236, Ground Floor, Okhla Industrial Estate,  
Phase-III, New Delhi-110020  
Website: [www.den networks.com](http://www.den networks.com)  
Toll Free No. 1800 419 2020
- 3. M/s Hathway Digital Private Limited.**  
805/606, 8<sup>th</sup> Floor, Windsor  
Off CST Road, Kalina, Santacruz (East),  
Mumbai-400098 (Maharashtra)  
PH: 022-26001306,  
Fax No: 022-26001307  
Website : [www.hathway.com](http://www.hathway.com)  
Toll Free No. 1800 4197 900
- 4. M/s GTPL Hathway.**  
202, 2<sup>nd</sup> Floor,  
Sahajanad Shopping Center  
Opp. Swaminarayan Mandir  
Shahibaug, Ahemdabad-38004  
Ph: 079-30280340 / 41, 079-25626476 / 77  
Website : [www.gtpl.net](http://www.gtpl.net)  
Toll Free No. 1800-419-0419
- 5. M/s NXT Digital Limited.**  
IN Centre, 49/50 MIDC  
12<sup>th</sup> Road, Andheri  
MUMBAI-400093 (Maharashtra)  
Ph: 022-28208585  
Website : [www.nxtdigital.co.in](http://www.nxtdigital.co.in)  
Toll Free No. 18602120400 18002100400

- 6. M/s NXT Digital Limited (HITS)**  
IN Centre, 49/50 MIDC  
12<sup>th</sup> Road, Andheri  
MUMBAI-400093 (Maharashtra)  
Ph: 022-28208585  
Website : [www.nxtdigital.co.in](http://www.nxtdigital.co.in)  
Toll Free No. 18602120400 18002100400
- 7. M/s Fastway Transmission Pvt. Ltd..**  
SCO-16-17, Top Floor  
Sector-34-A, Chandigarh  
Ph: 0161-4044444  
Website : [www.fastway.in](http://www.fastway.in)  
Toll Free No. 18001026602
- 8. M/s Tamil Nadu ARASU Cable TV Corporation Ltd.**  
11/22, Mangadusamy Street, Nungambakkam,  
Chennai-600034  
Ph: 044-2843 2911  
Fax : 044-2843 2913  
Website : [www.tactv.in](http://www.tactv.in)  
Toll Free No. 1800 425 2911
- 9. M/s Kerala Communicators Cable Ltd.**  
CC -22/491, Girnar, Kadavanthara,  
Cochin-682020 (Kerala)  
Ph: 0484-2316441  
Website : [www.kccl.tv](http://www.kccl.tv)  
Toll Free No. 18004195755
- 10. M/s Thamizhaga Cable TV Communication Pvt. Ltd.**  
Old No. 150, New No. 48, Sami Naicken Street,  
Chinthadripet, Chennai-6000002 (T.N.)  
Ph: 044-49272222  
Website : [www.tccl.co.in](http://www.tccl.co.in)  
Toll Free No. 1800-102-9845
- 11. M/s Kal Cable Private Ltd.**  
No. 229, Kutchery Road, Mylapore,  
Chennai-600004 (T.N.)  
Ph: 044-49616161  
Fax : 044-49616171  
Website : [www.scv.in](http://www.scv.in)  
Toll Free No. 1800-102-0728

**12. M/s V.K. Digital Network Pvt. Ltd.**

3-A-29, Willow Crest,

6<sup>th</sup> Main Road, R.A. Puram,

Chennai-600029 (T.N.)

Ph: 044-4242 8282

Website : [www.vkdigital.co.in](http://www.vkdigital.co.in)

Toll Free No. 18004199908

**List of Pay DTH Operators**

- 1. M/s. Tata Play Limited**  
Tata Communications Complex,  
Mandi Road, PO Chattarpur,  
New Delhi – 110 074  
Tel: 011-6616 3000  
Fax-022-6616 3030  
Website : [www.tatasky.com](http://www.tatasky.com)  
Toll Free No. 18002086633
- 2. M/s Dish TV India Ltd.**  
FC-19, Sector-16A, Film City,  
Noida-201301  
Tel: 91-120-2467005 / 2467000  
Fax: 91-120-4357082  
Toll Free No. 18002583474 (Dish), 1800212212 (d2h)  
Website : [www.dishtv.in](http://www.dishtv.in)
- 3. SUN Direct TV(P) Ltd.**  
Murasoli Maran Towers, 73, MRC Nagar,  
Main Road, MRC Nagar, Chennai – 28  
PH: 044-44676767, Fax No 044-40679191  
Website : [www.sundirect.in](http://www.sundirect.in)  
Toll Free No. 18001037575
- 4. Bharti Telemedia Ltd.**  
Airtel Centre, Plot No 16,  
Udyog Vihar Phase IV,  
Gurgaon – 122 015  
Ph: 0124-4222222  
Fax : 0124-4248063  
Website : [www.airtel.in](http://www.airtel.in)  
Toll Free No. 18001036065

**Annexure 5.4****List of 113 existing cities with operational FM Radio Channels in India  
as on 31<sup>st</sup> March, 2024**

<b>S.No.</b>	<b>City</b>	<b>Category</b>	<b>Channels</b>
1	Agartala	D	2
2	Agra	B	4
3	Ahmedabad	A	6
4	Ahmednagar	C	4
5	Aizwal	D	3
6	Ajmer	C	4
7	Akola	C	4
8	Alappuzha	C	2
9	Aligarh	C	4
10	Allahabad	B	4
11	Amravati	C	1
12	Amritsar	B	4
13	Asansol	B	3
14	Aurangabad	C	4
15	Bareily	C	4
16	Bengaluru	A	8
17	Bhadarwah	Others	1
18	Bharuch	D	2
19	Bhavangar	C	2
20	Bhopal	B	4
21	Bhubaneshwar	C	4
22	Bikaner	C	4
23	Bilaspur	C	3
24	Chandigarh	C	4
25	Chennai	A+	7
26	Coimbatore	B	4
27	Dehradun	C	1
28	Delhi	A+	9

<b>S.No.</b>	<b>City</b>	<b>Category</b>	<b>Channels</b>
29	Dhule	C	3
30	Dhubri	Others	1
31	Durg-Bhillaina	D	1
32	Erode	C	2
33	Gangtok	D	2
34	Godhara	D	1
35	Gorakhpur	C	4
36	Gulbarga	C	1
37	Guwahati	C	4
38	Gwalior	C	4
39	Haflong	Others	1
40	Hissar	D	4
41	Hubli - Dharwad	C	2
42	Hyderabad	A	8
43	Indore	B	4
44	Itanagar	D	2
45	Jabalpur	B	4
46	Jaipur	A	6
47	Jalandhar	C	4
48	Jalgaon	C	4
49	Jammu	C	4
50	Jamnagar	C	2
51	Jamshedpur	B	4
52	Jhansi	C	4
53	Jodhpur	C	4
54	Junagarh	D	2
55	Kannur	C	3
56	Kanpur	A	6
57	Karnal	D	3
58	Kargil	Others	2
59	Kathua	Others	2
60	Kochi	B	4

<b>S.No.</b>	<b>City</b>	<b>Category</b>	<b>Channels</b>
61	Kolhapur	C	4
62	Kolkata	A+	7
63	Kota	C	4
64	Kozhikode	C	4
65	Lucknow	A	6
66	Leh	Others	3
67	Madurai	B	4
68	Mangalore	C	3
69	Mehsana	D	2
70	Mumbai	A+	9
71	Muzaffarpur	C	4
72	Mysore	C	3
73	Nagpur	A	6
74	Nanded	C	3
75	Nasik	C	4
76	Nellore	C	1
77	Palampur	D	1
78	Panaji	D	2
79	Patiala	C	4
80	Patna	C	4
81	Porbandar	D	1
82	Punch	Others	2
83	Puducherry	C	4
84	Pune	A	6
85	Raigarh	D	1
86	Raipur	C	3
87	Rajahmundry	C	3
88	Rajkot	B	4
89	Ranchi	C	4
90	Rourkela	C	2
91	Salem	C	2
92	Sangli	C	4

<b>S.No.</b>	<b>City</b>	<b>Category</b>	<b>Channels</b>
93	Shillong	D	3
94	Shimla	D	3
95	Sholapur	C	4
96	Siliguri	C	3
97	Srinagar	C	4
98	Surat	A	6
99	Thiruvananthapuram	C	4
100	Thoothukudi	C	2
101	Thrissur	C	3
102	Tiruchirappalli	C	3
103	Tirunelveli	C	3
104	Tirupati	C	3
105	Udaipur	C	4
106	Ujjain	C	1
107	Vadodra	B	4
108	Varanasi	B	4
109	Vellore	C	2
110	Veraval	D	1
111	Vijayawada	B	3
112	Vishakapatnam	B	3
113	Warrangal	B	3
<b>Total</b>			<b>388</b>

*Source: As reported by Private FM Radio Service Providers to TRAI*



## **Disclaimer**

The Information and Statistics contained in this report are derived from variety of sources but are mainly reliant on data obtained from Service Providers. This report does not constitute commercial or other advice. No warranty, representation or undertaking of any kind, express or implied, is given in relation to the information and statistics contained in this report.